

[MS-PST]: Outlook Personal Folders (.pst) File Format

Intellectual Property Rights Notice for Open Specifications Documentation

- **Technical Documentation.** Microsoft publishes Open Specifications documentation for protocols, file formats, languages, standards as well as overviews of the interaction among each of these technologies.
- **Copyrights.** This documentation is covered by Microsoft copyrights. Regardless of any other terms that are contained in the terms of use for the Microsoft website that hosts this documentation, you may make copies of it in order to develop implementations of the technologies described in the Open Specifications and may distribute portions of it in your implementations using these technologies or your documentation as necessary to properly document the implementation. You may also distribute in your implementation, with or without modification, any schema, IDL's, or code samples that are included in the documentation. This permission also applies to any documents that are referenced in the Open Specifications.
- **No Trade Secrets.** Microsoft does not claim any trade secret rights in this documentation.
- **Patents.** Microsoft has patents that may cover your implementations of the technologies described in the Open Specifications. Neither this notice nor Microsoft's delivery of the documentation grants any licenses under those or any other Microsoft patents. However, a given Open Specification may be covered by Microsoft [Open Specification Promise](#) or the [Community Promise](#). If you would prefer a written license, or if the technologies described in the Open Specifications are not covered by the Open Specifications Promise or Community Promise, as applicable, patent licenses are available by contacting iplg@microsoft.com.
- **Trademarks.** The names of companies and products contained in this documentation may be covered by trademarks or similar intellectual property rights. This notice does not grant any licenses under those rights. For a list of Microsoft trademarks, visit www.microsoft.com/trademarks.
- **Fictitious Names.** The example companies, organizations, products, domain names, email addresses, logos, people, places, and events depicted in this documentation are fictitious. No association with any real company, organization, product, domain name, email address, logo, person, place, or event is intended or should be inferred.

Reservation of Rights. All other rights are reserved, and this notice does not grant any rights other than specifically described above, whether by implication, estoppel, or otherwise.

Tools. The Open Specifications do not require the use of Microsoft programming tools or programming environments in order for you to develop an implementation. If you have access to Microsoft programming tools and environments you are free to take advantage of them. Certain Open Specifications are intended for use in conjunction with publicly available standard specifications and network programming art, and assumes that the reader either is familiar with the aforementioned material or has immediate access to it.

Revision Summary

Date	Revision History	Revision Class	Comments
02/19/2010	1.0	Major	Initial Availability
03/31/2010	1.01	Editorial	Revised and edited the technical content
04/30/2010	1.02	Editorial	Revised and edited the technical content
06/07/2010	1.03	Editorial	Revised and edited the technical content
06/29/2010	1.04	Editorial	Changed language and formatting in the technical content.
07/23/2010	1.05	Minor	Clarified the meaning of the technical content.
09/27/2010	1.05	No change	No changes to the meaning, language, or formatting of the technical content.
11/15/2010	1.05	No change	No changes to the meaning, language, or formatting of the technical content.
12/17/2010	1.06	Editorial	Changed language and formatting in the technical content.
03/18/2011	1.06	No change	No changes to the meaning, language, or formatting of the technical content.
06/10/2011	1.06	No change	No changes to the meaning, language, or formatting of the technical content.
01/20/2012	1.7	Minor	Clarified the meaning of the technical content.
04/11/2012	1.7	No change	No changes to the meaning, language, or formatting of the technical content.
07/16/2012	1.7	No change	No changes to the meaning, language, or formatting of the technical content.
10/08/2012	1.8	Minor	Clarified the meaning of the technical content.
02/11/2013	1.8	No change	No changes to the meaning, language, or formatting of the technical content.
07/30/2013	1.8	No change	No changes to the meaning, language, or formatting of the technical content.
11/18/2013	2.0	Major	Significantly changed the technical content.
02/10/2014	2.1	Minor	Clarified the meaning of the technical content.
04/30/2014	3.0	Major	Significantly changed the technical content.
07/31/2014	3.1	Minor	Clarified the meaning of the technical content.

Table of Contents

1	Introduction	10
1.1	Glossary	10
1.2	References.....	10
1.2.1	Normative References.....	10
1.2.2	Informative References	11
1.3	Structure Overview	11
1.3.1	Logical Architecture of a PST File.....	11
1.3.1.1	Node Database (NDB) Layer	11
1.3.1.2	Lists, Tables, and Properties (LTP) Layer	12
1.3.1.2.1	Heap-on-Node (HN).....	13
1.3.1.2.2	BTree-on-Heap (BTH)	13
1.3.1.3	Messaging Layer.....	13
1.3.2	Physical Organization of the PST File Format.....	13
1.3.2.1	Header	14
1.3.2.1.1	Metadata and State of the PST File	14
1.3.2.1.2	Root Record	14
1.3.2.1.3	Initial Free Map (FMap) and Free Page Map (FPMaP).....	14
1.3.2.2	Reserved Data	15
1.3.2.3	Density List (DList)	15
1.3.2.4	Allocation Map (AMaP).....	15
1.3.2.5	Page Map (PMaP).....	15
1.3.2.6	Data Section	15
1.3.2.7	Free Map (FMap)	15
1.3.2.8	Free Page Maps (FPMaP)	16
1.4	Relationship to Protocols and Other Structures	16
1.5	Applicability Statement.....	16
1.6	Versioning and Localization	16
1.7	Vendor-Extensible Fields.....	16
2	Structures	17
2.1	Property and Data Type Definitions	17
2.1.1	Data Types.....	17
2.1.2	Properties.....	18
2.2	NDB Layer	18
2.2.1	Fundamental Concepts.....	18
2.2.1.1	Nodes	18
2.2.1.2	ANSI Versus Unicode	19
2.2.2	Data Structures.....	19
2.2.2.1	NID (Node ID).....	19
2.2.2.2	BID (Block ID)	20
2.2.2.3	IB (Byte Index)	20
2.2.2.4	BREF.....	20
2.2.2.5	ROOT.....	21
2.2.2.6	HEADER	23
2.2.2.7	Pages.....	27
2.2.2.7.1	PAGETRAILER	27
2.2.2.7.2	AMaP (Allocation Map) Page	29
2.2.2.7.2.1	AMAPPAGE.....	29
2.2.2.7.3	PMaP (Page Map) Page	30
2.2.2.7.3.1	PMAPPAGE.....	30

2.2.2.7.4	Density List (DList).....	31
2.2.2.7.4.1	DLISTPAGEENT	31
2.2.2.7.4.2	DLISTPAGE	32
2.2.2.7.5	FMap (Free Map) Page	33
2.2.2.7.5.1	FMAPPAGE.....	33
2.2.2.7.6	FPMMap (Free Page Map) Page.....	34
2.2.2.7.6.1	FPMAPPAGE	34
2.2.2.7.7	BTrees	35
2.2.2.7.7.1	BTPAGE.....	35
2.2.2.7.7.2	BTENTRY (Intermediate Entries).....	36
2.2.2.7.7.3	BBTENTRY (Leaf BBT Entry)	37
2.2.2.7.7.3.1	Reference Counts.....	38
2.2.2.7.7.4	NBTENTRY (Leaf NBT Entry).....	38
2.2.2.7.7.4.1	Parent NID	40
2.2.2.8	Blocks	40
2.2.2.8.1	BLOCKTRAILER	40
2.2.2.8.2	Anatomy of a Block	41
2.2.2.8.3	Block Types	42
2.2.2.8.3.1	Data Blocks	42
2.2.2.8.3.1.1	Data Block Encoding/Obfuscation	43
2.2.2.8.3.2	Data Tree	43
2.2.2.8.3.2.1	XBLOCK	44
2.2.2.8.3.2.2	XXBLOCK	45
2.2.2.8.3.3	Subnode BTree.....	47
2.2.2.8.3.3.1	SLBLOCKs	47
2.2.2.8.3.3.1.1	SLENTY (Leaf Block Entry)	47
2.2.2.8.3.3.1.2	SLBLOCK	48
2.2.2.8.3.3.2	SIBLOCKs	49
2.2.2.8.3.3.2.1	SIENTRY (Intermediate Block Entry)	49
2.2.2.8.3.3.2.2	SIBLOCK	50
2.3	LTP Layer	51
2.3.1	HN (Heap-on-Node).....	51
2.3.1.1	HID.....	51
2.3.1.2	HNHDR.....	52
2.3.1.3	HNPAGEHDR	53
2.3.1.4	HNBITMAPHDR	54
2.3.1.5	HNPAGEMAP	54
2.3.1.6	Anatomy of HN Data Blocks	55
2.3.1.6.1	Single-Block Configuration	56
2.3.1.6.2	Data Tree Configuration	56
2.3.2	BTree-on-Heap (BTH)	56
2.3.2.1	BTHHEADER.....	57
2.3.2.2	Intermediate BTH (Index) Records.....	57
2.3.2.3	Leaf BTH (Data) Records	58
2.3.3	Property Context (PC).....	58
2.3.3.1	Accessing the PC BTHHEADER	58
2.3.3.2	HNID	59
2.3.3.3	PC BTH Record	59
2.3.3.4	Multi-Valued Properties	59
2.3.3.4.1	MV Properties with Fixed-size Base Type	60
2.3.3.4.2	MV Properties with Variable-size Base Type	60
2.3.3.5	PtypObject Properties.....	60
2.3.3.6	Anatomy of a PC.....	61

2.3.4	Table Context (TC)	62
2.3.4.1	TCINFO	63
2.3.4.2	TCOLDESC	64
2.3.4.3	The RowIndex	65
2.3.4.3.1	TCROWID	65
2.3.4.4	Row Matrix	66
2.3.4.4.1	Row Data Format	67
2.3.4.4.2	Variable-sized Data	69
2.3.4.4.3	Cell Existence Test	69
2.4	Messaging Layer	69
2.4.1	Special Internal NIDs	70
2.4.2	Properties	70
2.4.2.1	Standard Properties	70
2.4.2.2	Named Properties	71
2.4.2.3	Calculated Properties	71
2.4.3	Message Store	71
2.4.3.1	Minimum Set of Required Properties	71
2.4.3.2	Mapping between EntryID and NID	72
2.4.3.3	PST Password Security	72
2.4.4	Folders	73
2.4.4.1	Folder object PC	73
2.4.4.1.1	Property Schema of a Folder object PC	73
2.4.4.1.2	Locating the Parent Folder object	74
2.4.4.2	Folder Template Tables	74
2.4.4.3	Data Duplication and Coherency Maintenance	74
2.4.4.4	Hierarchy Table	74
2.4.4.4.1	Hierarchy Table Template	74
2.4.4.4.2	Locating Sub-Folder Object Nodes	75
2.4.4.5	Contents Table	75
2.4.4.5.1	Contents Table Template	75
2.4.4.5.2	Locating Message Object Nodes	76
2.4.4.6	FAI Contents Table	76
2.4.4.6.1	FAI Contents Table Template	76
2.4.4.7	Anatomy of a Folder Hierarchy	77
2.4.4.8	Implications of Modifying a Folder Template Table	78
2.4.4.9	Implications of Modifying a Folder Object TC	78
2.4.5	Message Objects	79
2.4.5.1	Message Object PC	80
2.4.5.1.1	Property Schema of a Message Object PC	80
2.4.5.2	Locating the Parent Folder Object of a Message Object	80
2.4.5.3	Recipient Table	80
2.4.5.3.1	Recipient Table Template	81
2.4.5.3.2	Message Object Recipient Tables	81
2.4.6	Attachment Objects	81
2.4.6.1	Attachment Table	82
2.4.6.1.1	Attachment Table Template	82
2.4.6.1.2	Message Object Attachment Tables	82
2.4.6.1.3	Locating Attachment Object Nodes from the Attachment Table	82
2.4.6.2	Attachment Object PC	83
2.4.6.2.1	Property Schema of an Attachment Object PC	83
2.4.6.2.2	Attachment Data	83
2.4.6.3	Relationship between Attachment Table and Attachment objects	83
2.4.7	Named Property Lookup Map	84

2.4.7.1	NAMEID	84
2.4.7.2	GUID Stream	85
2.4.7.3	Entry Stream	85
2.4.7.4	The String Stream	85
2.4.7.5	Hash Table	85
2.4.7.6	Data Organization of the Name-to-ID Map	86
2.4.8	Search	88
2.4.8.1	Search Update Descriptor (SUD).....	88
2.4.8.1.1	SUD Structure	89
2.4.8.2	SUDData Structures.....	91
2.4.8.2.1	SUD_MSG_ADD / SUD_MSG_MOD / SUD_MSG_DEL Structure.....	91
2.4.8.2.2	SUD_MSG_MOV Structure	92
2.4.8.2.3	SUD_FLD_ADD / SUD_FLD_MOV Structure.....	92
2.4.8.2.4	SUD_FLD_MOD / SUD_FLD_DEL Structure	92
2.4.8.2.5	SUD_SRCH_ADD / SUD_SRCH_DEL Structure.....	93
2.4.8.2.6	SUD_SRCH_MOD Structure	93
2.4.8.2.7	SUD_MSG_SPAM Structure.....	93
2.4.8.2.8	SUD_IDX_MSG_DEL Structure	94
2.4.8.2.9	SUD_MSG_IDX Structure	94
2.4.8.3	Basic Queue Node.....	94
2.4.8.4	Search Management Object (SMO)	95
2.4.8.4.1	Search Management Queue (SMQ)	95
2.4.8.4.2	Search Activity List (SAL)	96
2.4.8.4.3	Search Domain Object (SDO)	96
2.4.8.5	Search Gatherer Object (SGO)	96
2.4.8.5.1	Search Gatherer Queue (SGQ)	96
2.4.8.5.2	Search Gatherer Descriptor (SGD).....	96
2.4.8.5.3	Search Gatherer Folder Queue (SGFQ).....	96
2.4.8.6	Search Folder Objects	96
2.4.8.6.1	Search Folder Object (SF)	96
2.4.8.6.2	Search Folder Object Contents Table (SFCT).....	97
2.4.8.6.2.1	Search Folder Contents Table Template.....	97
2.4.8.6.3	Search Update Queue (SUQ)	98
2.4.8.6.4	Search Criteria Object (SCO)	98
2.5	Calculated Properties.....	98
2.5.1	Attributes of a Calculated Property	98
2.5.2	Calculated Properties by Object Type	99
2.5.2.1	Message Store	99
2.5.2.2	Folder Objects	99
2.5.2.3	Message Objects	101
2.5.2.4	Embedded Message Objects.....	104
2.5.2.5	Attachment Objects	106
2.5.3	Calculated Property Behaviors.....	107
2.5.3.1	Behavior Descriptors for Get Operations	107
2.5.3.1.1	Message Subject Handling Considerations	111
2.5.3.1.1.1	Obtaining the Prefix and Normalized Subject from PidTagSubject	111
2.5.3.1.1.2	Rules for Parsing the Subject Prefix	111
2.5.3.2	Behavior Descriptors for Set Operations	112
2.5.3.3	Behavior Descriptors for Delete Operations	113
2.5.3.4	Interpreting the List Behavior Column	113
2.6	Maintaining Data Integrity	114
2.6.1	NDB Layer.....	114
2.6.1.1	Basic Operations.....	115

2.6.1.1.1	Allocating Space from the PST	115
2.6.1.1.2	Growing the PST File	115
2.6.1.1.3	Freeing Space Back to the PST.....	116
2.6.1.1.4	Creating a Page	116
2.6.1.1.5	Creating a Block.....	117
2.6.1.1.6	Freeing a Page in the PST.....	117
2.6.1.1.7	Dropping the Reference Count of a Block	118
2.6.1.1.8	Modifying a Page.....	118
2.6.1.1.9	Modifying a Block	118
2.6.1.2	NDB Operations.....	119
2.6.1.2.1	Creating a New Node	119
2.6.1.2.2	Creating or Adding a Subnode Entry	119
2.6.1.2.3	Modifying Node Data	120
2.6.1.2.4	Duplicating the Contents of One Node to Another.....	121
2.6.1.2.5	Modifying Subnode Entry Data	121
2.6.1.2.6	Deleting a Subnode	122
2.6.1.2.7	Deleting a Node	123
2.6.1.3	Special Considerations	123
2.6.1.3.1	Immutability.....	123
2.6.1.3.2	Single-Instance Storage.....	123
2.6.1.3.3	Transactional Semantics	123
2.6.1.3.4	Backfilling	124
2.6.1.3.5	Internal Fragmentation and Locality of Reference.....	124
2.6.1.3.6	Caching	124
2.6.1.3.7	Crash Recovery and AMap Rebuilding	125
2.6.2	LTP Layer.....	125
2.6.2.1	HN Operations.....	126
2.6.2.1.1	Creating an HN	126
2.6.2.1.2	Allocating from the HN.....	126
2.6.2.1.3	Freeing an Allocation	126
2.6.2.1.4	Deleting an HN	127
2.6.2.2	BTH Operations	127
2.6.2.2.1	Creating a BTH	127
2.6.2.2.2	Inserting into the BTH	128
2.6.2.2.3	Modifying Contents of a BTH Entry	128
2.6.2.2.4	Deleting a BTH Entry	128
2.6.2.2.5	Deleting a BTH.....	129
2.6.2.3	PC Operations	129
2.6.2.3.1	Creating a PC	129
2.6.2.3.2	Inserting into the PC.....	130
2.6.2.3.3	Modifying the Value of a Property.....	130
2.6.2.3.4	Deleting a Property	131
2.6.2.3.5	Deleting a PC.....	131
2.6.2.4	TC Operations	131
2.6.2.4.1	Creating a TC	131
2.6.2.4.2	Inserting into the TC.....	132
2.6.2.4.3	Modifying Contents of a Table Row	132
2.6.2.4.4	Adding a Column.....	133
2.6.2.4.5	Deleting the Value of a Column.....	133
2.6.2.4.6	Deleting a Column.....	134
2.6.2.4.7	Deleting a Row	134
2.6.2.4.8	Deleting a TC.....	134
2.6.3	Messaging Layer	135

2.6.3.1	Message Store Operations	135
2.6.3.1.1	Creating the Message Store	135
2.6.3.1.2	Modifying Properties of the Message Store	136
2.6.3.2	Folder Object Operations	136
2.6.3.2.1	Creating a Folder Object	136
2.6.3.2.2	Modifying Properties of a Folder Object	136
2.6.3.2.3	Adding a Sub-Folder Object	137
2.6.3.2.4	Moving a Folder Object	137
2.6.3.2.5	Copying a Folder Object	138
2.6.3.2.6	Adding a Message Object	139
2.6.3.2.7	Copying a Message Object	139
2.6.3.2.8	Moving a Message Object	140
2.6.3.2.9	Deleting a Sub-Folder Object	140
2.6.3.2.10	Deleting a Message Object	141
2.6.3.3	Message Object Operations	141
2.6.3.3.1	Creating a Message Object	141
2.6.3.3.2	Modifying Properties of a Message Object	141
2.6.3.3.3	Adding a Recipient	142
2.6.3.3.4	Modifying Recipient Properties	142
2.6.3.3.5	Adding an Attachment Object	142
2.6.3.3.6	Modifying Properties of an Attachment Object	143
2.6.3.3.7	Deleting a Recipient	143
2.6.3.3.8	Deleting an Attachment Object	144
2.6.3.4	Name-to-ID Map Operations	144
2.6.3.4.1	Creating the Name-to-ID Map	144
2.6.3.4.2	Adding a Named Property	145
2.6.3.4.3	Deleting a Named Property	145
2.7	Minimum PST Requirements	145
2.7.1	Mandatory Nodes	145
2.7.2	Minimum Folder Hierarchy	147
2.7.3	Minimum Object Requirements	147
2.7.3.1	Message Store	147
2.7.3.2	Name-to-ID Map	147
2.7.3.3	Template Objects	148
2.7.3.4	Folders	148
2.7.3.4.1	Root Folder	148
2.7.3.4.2	Top of Personal Folders (IPM SuBTree)	148
2.7.3.4.3	Search Root	149
2.7.3.4.4	Spam Search Folder	149
2.7.3.4.5	Deleted Items	149
2.7.3.5	Search-Related Objects	150
3	Structure Examples	151
3.1	Sample Node Database (NDB)	151
3.2	Sample Header	152
3.3	Sample Intermediate BT Page	154
3.4	Sample Leaf NBT Page	155
3.5	Sample Leaf BBT Page	156
3.6	Sample Data Tree	157
3.7	Sample SLBLOCK	158
3.8	Sample Heap-on-Node (HN)	158
3.9	Sample BTH	159
3.10	Sample Message Store	160

3.11	Sample TC	161
3.12	Sample Folder Object	163
3.13	Sample Message Object.....	166
4	Security Considerations.....	176
4.1	Strength of Encoded PST Data Blocks.....	176
4.2	Strength of PST Password	176
5	Appendix A: PST Data Algorithms.....	177
5.1	Permutative Encoding.....	177
5.2	Cyclic Encoding	179
5.3	CRC Calculation	180
5.4	Conversation ID	190
5.5	Block Signature	191
6	Appendix B: Product Behavior	192
7	Change Tracking.....	194
8	Index	197

1 Introduction

The Outlook Personal Folders (.pst) File Format specifies the necessary technical information required to read and write the contents of a Personal Folders File (PST). This document also specifies the minimum requirements for a PST file to be recognizable as valid in order for implementers to create PST files that can be mounted and used by other implementations of the specification.

Sections 1.7 and 2 of this specification are normative and contain RFC 2119 language. All other sections and examples in this specification are informative.

1.1 Glossary

The following terms are defined in [\[MS-GLOS\]](#):

cyclic redundancy check (CRC)
property set

The following terms are defined in [\[MS-OFCGLOS\]](#):

Attachment object
binary large object (BLOB)
FAI contents table
folder associated information (FAI)
Folder object
Message object
message store
named property
property ID
property identifier
property tag
property type
spam

The following terms are specific to this document:

MAY, SHOULD, MUST, SHOULD NOT, MUST NOT: These terms (in all caps) are used as described in [\[RFC2119\]](#). All statements of optional behavior use either MAY, SHOULD, or SHOULD NOT.

1.2 References

References to Microsoft Open Specification documents do not include a publishing year because links are to the latest version of the documents, which are updated frequently. References to other documents include a publishing year when one is available.

1.2.1 Normative References

We conduct frequent surveys of the normative references to assure their continued availability. If you have any issue with finding a normative reference, please contact dochelp@microsoft.com. We will assist you in finding the relevant information.

[MS-DTYP] Microsoft Corporation, "[Windows Data Types](#)".

[MS-OXCDATA] Microsoft Corporation, "[Data Structures](#)".

[MS-OXCFOLD] Microsoft Corporation, "[Folder Object Protocol](#)".

[MS-OXCMMSG] Microsoft Corporation, "[Message and Attachment Object Protocol](#)".

[MS-OXOMSG] Microsoft Corporation, "[Email Object Protocol](#)".

[MS-OXPROPS] Microsoft Corporation, "[Exchange Server Protocols Master Property List](#)".

[RFC2119] Bradner, S., "Key words for use in RFCs to Indicate Requirement Levels", BCP 14, RFC 2119, March 1997, <http://www.rfc-editor.org/rfc/rfc2119.txt>

1.2.2 Informative References

[MS-GLOS] Microsoft Corporation, "[Windows Protocols Master Glossary](#)".

[MS-OFCGLOS] Microsoft Corporation, "[Microsoft Office Master Glossary](#)".

[RFC1321] Rivest, R., "The MD5 Message-Digest Algorithm", RFC 1321, April 1992, <http://www.ietf.org/rfc/rfc1321.txt>

1.3 Structure Overview

This file format is a stand-alone, self-contained, structured binary file format that does not require any external dependencies. Each PST file represents a **message store** that contains an arbitrary hierarchy of **Folder objects**, which contains **Message objects**, which can contain **Attachment objects**. Information about Folder objects, Message objects, and Attachment objects are stored in properties, which collectively contain all of the information about the particular item.

1.3.1 Logical Architecture of a PST File

The PST file structures are logically arranged in three layers: the NDB (Node Database) layer, the LTP (Lists, Tables, and Properties) layer, and the Messaging layer. The following diagram illustrates the logical hierarchy of these layers, and what abstractions are handled by each layer.

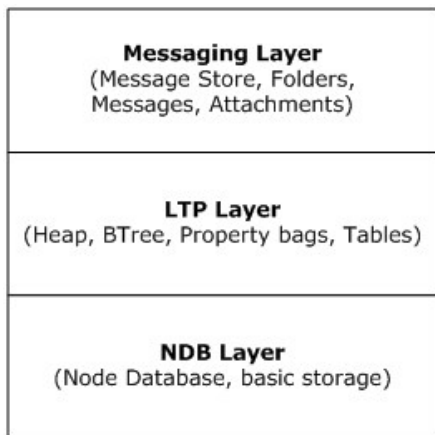


Figure 1: Logical layers of a PST file

1.3.1.1 Node Database (NDB) Layer

The NDB layer consists of a database of nodes, which represents the lower-level storage facilities of the PST file format. From an implementation standpoint, the NDB layer consists of the header, file

allocation information, blocks, nodes, and two BTrees: the Node BTree (NBT) and the Block BTree (BBT).

The NBT contains references to all of the accessible nodes in the PST file. Its BTree implementation allows for efficient searches to locate any specific node. Each node reference is represented using a set of four properties that includes its NID, parent NID, data BID, and subnode BID. The data BID points to the block that contains the data associated with the node, and the subnode BID points to the block that contains references to subnodes of this node. Top-level NIDs are unique across the PST and are searchable from the NBT. Subnode NIDs are only unique within a node and are not searchable (or found) from the NBT. The parent NID is an optimization for the higher layers and has no meaning for the NDB Layer.

The BBT contains references to all of the data blocks of the PST file. Its BTree implementation allows for efficient searches to locate any specific block. A block reference is represented using a set of four properties, which includes its BID, IB, CB, and CREF. The IB is the offset within the file where the block is located. The CB is the count of bytes stored within the block. The CREF is the count of references to the data stored within the block.

The roots of the NBT and BBT can be accessed from the header of the PST file.

The following diagram illustrates the high-level relationship between nodes and blocks.

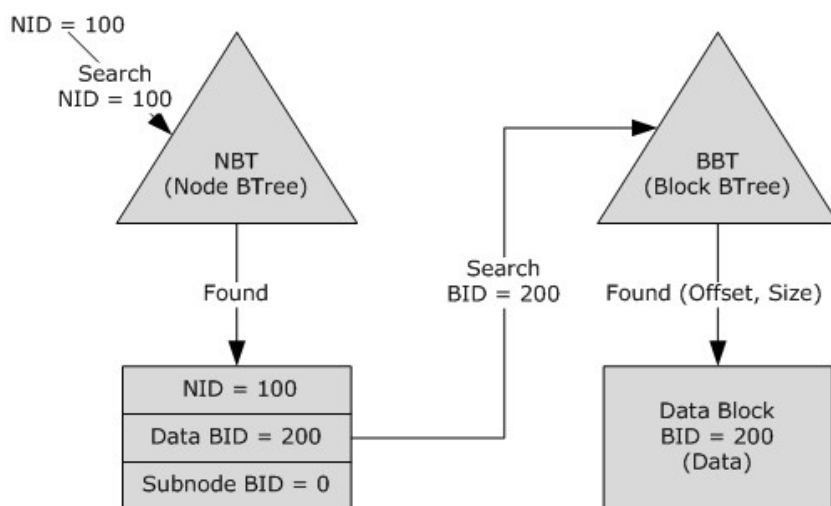


Figure 2: Relationship between nodes and blocks

The preceding figure illustrates how the data of a node with NID=100 can be accessed. The NBT is searched to find the record with NID=100. Once found, the record contains the BID (200) of the block that contains the node's data. With the BID, the BBT can be searched to locate the block that contains the node's data. As shown in the diagram, it is always necessary to search both the NBT and BBT to locate the data for a top-level node.

1.3.1.2 Lists, Tables, and Properties (LTP) Layer

The LTP layer implements higher-level concepts on top of the NDB construct. The core elements of the LTP Layer are the Property Context (PC) and Table Context (TC). A PC represents a collection of properties. A TC represents a two-dimensional table. The rows represent a collection of properties. The columns represent which properties are within the rows.

From a high-level implementation standpoint, each PC or TC is stored as data in a single node. The LTP layer uses NIDs to identify PCs and TCs.

To implement PCs and TCs efficiently, the LTP layer employs the following two types of data structures on top of each NDB node.

1.3.1.2.1 Heap-on-Node (HN)

A Heap-on-Node is a heap data structure that is implemented on top of a node. The HN enables sub-allocating the data stream of a node into small, variable-sized fragments. The prime example of HN usage is to store various string values into a single block. More complex data structures are built on top of the HN.

1.3.1.2.2 BTree-on-Heap (BTH)

A BTree-on-Heap data structure is implemented by building inside of an HN structure. The HN provides a quick way to access the BTree structures, whereas the BTH provides an expedient way to search through data. PCs are implemented as BTHs.

1.3.1.3 Messaging Layer

The Messaging layer consists of the higher-level rules and business logic that allow the structures of the LTP and NDB layers to be combined and interpreted as Folder objects, Message objects, Attachment objects, and properties. The Messaging layer also defines the rules and requirements that need to be followed when modifying the contents of a PST file so that the modified PST file can still be successfully read by implementations of this file format.

1.3.2 Physical Organization of the PST File Format

This section provides an overview of the physical layout of the various concepts that were introduced in section [1.3.1](#). The following diagram illustrates the high-level file organization of a PST.

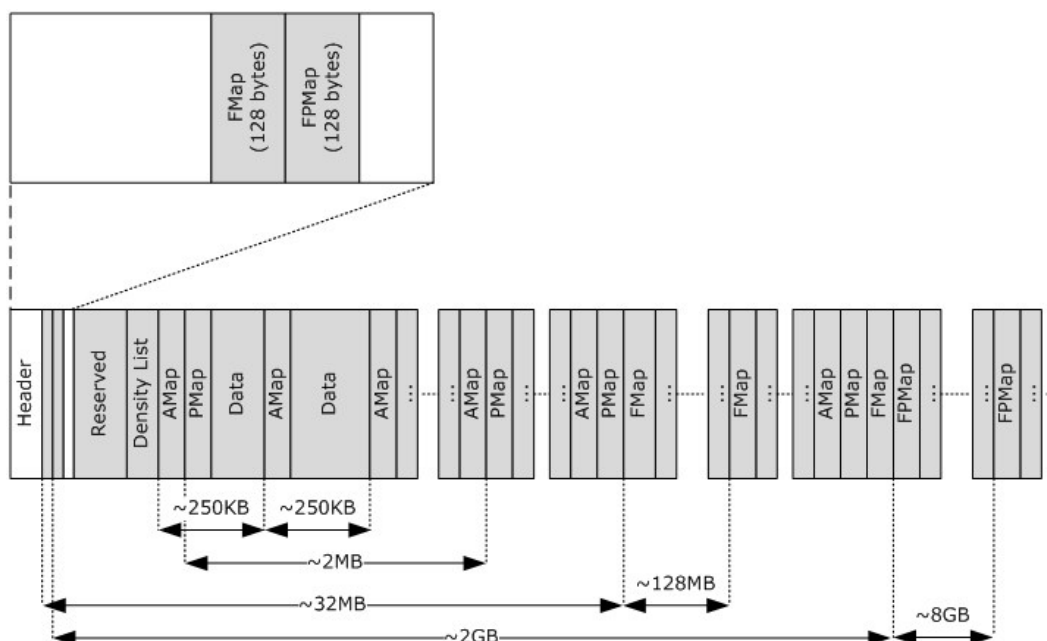


Figure 3: Physical organization of the PST file format

This file format is organized with a header element followed by allocation information pages at regular intervals that are interspersed with extensible data blocks. The header section includes metadata about the PST and information that points to the data sections that contain the message store and its contents. The following sections cover each of these elements in further detail.

1.3.2.1 Header

The header resides at the very beginning of the file, and contains three main groups of information: Metadata, root record, and initial free map (FMap) and free page map (FPMMap). For more information about the HEADER structure, see section [2.2.2.6](#).

1.3.2.1.1 Metadata and State of the PST File

The metadata includes information such as version numbers, checksums, persistent counters, and namespace tables. Using this information, an implementation can determine the version and format of the PST file, which determines the layout of the subsequent data in the file.

1.3.2.1.2 Root Record

The root record contains information about the actual data that is stored in the PST file. This includes the root of the NBT and BBT, size and allocation information required to manage the free space and file growth, as well as file integrity information. For more information about the ROOT structure, see section [2.2.2.5](#).

1.3.2.1.3 Initial Free Map (FMap) and Free Page Map (FPMMap)

Free Maps (FMaps) and Free Page Maps (FPMMaps) are used to search for contiguous free space within a PST file. [<1>](#) FMaps and FPMMaps are further described in greater detail in sections section [1.3.2.7](#) and section [1.3.2.8](#).

1.3.2.2 Reserved Data

A number of octets have been reserved between the end of the HEADER and the beginning of the Density List (DList). Part of this space is reserved for future expansion of the PST file HEADER structure, while the rest is reserved for persisting transient, implementation-specific data.

1.3.2.3 Density List (DList)

The Density List consists of an ordered list of references to Allocation Map (AMap) pages (see section [1.3.2.4](#)). It is sorted in order of ascending density (that is, by descending amount of free space available). Its function is to optimize the space allocation so that space referred to by pages with the most abundant free space (that is, lowest density) is allocated first. There is only one DList in the PST, which is always located at a fixed offset in the PST file. For more details about the technical details of the DList, see section [2.2.2.7.4.<2>](#)

1.3.2.4 Allocation Map (AMap)

An Allocation Map page is a fixed-size page that is used to track the allocation status of the data section that immediately follows the AMap page in the file. The entire AMap page can be viewed as an array of bits, where each bit corresponds to the allocation state of 64 bytes of data. An AMap page appears roughly every 250 kilobytes in the PST (see the diagram in section [1.3.2](#)). For more details about the AMap, see section [2.2.2.7.2](#).

1.3.2.5 Page Map (PMap)

A Page Map is a block of data that is 512 bytes in size (including overhead), which is used for storing almost all of the metadata in the PST (that is, the BBT and NBT). The PMap is created to optimize for the search of available pages. The PMap is almost identical to the AMap, except that each bit in the PMap maps the allocation state of 512 bytes rather than instead of 64 because each bit in the PMap covers eight times the data of an AMap, a PMap page appears roughly every 2 megabytes (or one PMap for every eight AMaps). For more details about the PMap, see section [2.2.2.7.3](#).

1.3.2.6 Data Section

Data sections are groups of data roughly 250 kilobytes in size that contain allocations. Each individual allocation is aligned to a 64-byte boundary, and is in sizes that are multiples of 64 bytes. All of the blocks referred to by the BBT are allocated out of these data sections. Data sections are represented by the blocks labeled "Data" in the diagram in section [1.3.2](#).

1.3.2.7 Free Map (FMap)

An FMap page provides a mechanism to quickly locate contiguous free space. Each byte in the FMap corresponds to one AMap page. The value of each byte indicates the longest number of free bits found in the corresponding AMap page. Because each bit in the AMap maps to 64 bytes, the FMap contains the maximum amount of contiguous free space in that AMap, up to about 16 kilobytes. Generally, because each AMap covers about 250 kilobytes of data, each FMap page (496 bytes) covers around 125 megabytes of data.

However, a special case exists for the initial FMap. As shown in the diagram in section [1.3.2](#), the HEADER contains an initial FMap, which is only 128 bytes, and which covers the first 32 megabytes of data.

1.3.2.8 Free Page Maps (FMap)

An FMap is similar to the FMap except that it is used to quickly find free pages. Each bit in the FMap corresponds to a PMap page, and the value of the bit indicates whether there are any free pages within that PMap page. With each PMap covering about 2 megabytes, and an FMap page at 496 bytes, it follows that an FMap page covers about 8 gigabytes of space.

However, a special case exists for the initial FMap. As shown in the diagram in section [1.3.2](#), the HEADER contains an initial FMap, which is only 128 bytes, which covers the first 2 gigabytes of data.

ANSI PST files only contain the initial FMap in the HEADER and no additional FMap pages. This limits the size of an ANSI PST file to about 2 gigabytes.

1.4 Relationship to Protocols and Other Structures

This file format uses structures described in [\[MS-OXCDATA\]](#) and **property tags** described in [\[MS-EXPROPS\]](#).

1.5 Applicability Statement

This file format allows implementers to read and write PST files that are compatible with other implementations of this file format specification.

1.6 Versioning and Localization

None.

1.7 Vendor-Extensible Fields

None.

2 Structures

This section provides detailed technical information about all of the data structures that are used in the PST file format, as applicable to the scope of this document.

2.1 Property and Data Type Definitions

2.1.1 Data Types

The following data types are specified in [\[MS-DTYP\]](#):

- **bit**
- **byte**
- **DWORD**
- **GUID**
- **ULONGLONG**
- **LONG**
- **WORD**

The following data types are specified in [\[MS-OXCDATA\]](#) section 2.11.1:

- **PtypBinary**
- **PtypBoolean**
- **PtypGuid**
- **PtypInteger32**
- **PtypInteger64**
- **PtypMultipleInteger32**
- **PtypObject**
- **PtypString**
- **PtypString8**
- **PtypTime**

This specification uses the notations described in the following table to indicate data size.

Notation	Meaning	Value
KB	kilobyte	1024 bytes
MB	megabyte	1024 kilobytes
GB	gigabyte	1024 megabytes

2.1.2 Properties

This file format specification defines the property tags described in the following table. The **PropertyTag** structure is specified in [\[MS-OXCDATA\]](#) section 2.9.

Canonical name	PropertyTag.PropertyId	PropertyTag.PropertyType
PidTagNameidBucketCount	0x0001	PtypInteger32
PidTagNameidStreamGuid	0x0002	PtypBinary
PidTagNameidStreamEntry	0x0003	PtypBinary
PidTagNameidStreamString	0x0004	PtypBinary
PidTagNameidBucketBase	0x1000	PtypBinary
PidTagItemTemporaryFlags	0x1097	PtypInteger32
PidTagPstBestBodyProptag	0x661D	PtypInteger32
PidTagPstHiddenCount	0x6635	PtypInteger32
PidTagPstHiddenUnread	0x6636	PtypInteger32
PidTagPstIpmsubTreeDescendant	0x6705	PtypBoolean
PidTagPstSubTreeContainer	0x6772	PtypInteger32
PidTagLtpParentNid	0x67F1	PtypInteger32
PidTagLtpRowId	0x67F2	PtypInteger32
PidTagLtpRowVer	0x67F3	PtypInteger32
PidTagPstPassword	0x67FF	PtypInteger32
PidTagMapiFormComposeCommand	0x682F	PtypString

2.2 NDB Layer

The following sections describe the data structures used in the NDB Layer of the PST file.

2.2.1 Fundamental Concepts

The NDB layer provides the abstractions to:

- Divide the PST file into logical streams.
- Establish hierarchical relationships between the streams.
- Provide transaction functionality when modifying data within the streams.

2.2.1.1 Nodes

The NDB layer uses the concept of nodes to divide the data in the PST file into logical streams. A node is an abstraction that consists of a stream of bytes and a collection of subnodes. It is implemented by the NDB layer as a data block (section [2.2.2.8.3.1](#)) and a subnode BTree (section

[2.2.2.8.3.3](#)). The **NBENTRY** structures in the Node BTree (section [2.2.2.7.7.4](#)) exist to define which blocks combine to form nodes.

2.2.1.2 ANSI Versus Unicode

There are currently two versions of the PST file format: ANSI and Unicode. The ANSI PST file format is the legacy format and SHOULD NOT be used to create new PST files. The Unicode PST file format is the currently-used format. [<3>](#)

While the nomenclature suggests a difference in how the internal strings are represented in the PST file, there are other significant differences between the ANSI and Unicode PST file formats. The most significant difference is the sizes of various core data elements that are used throughout the NDB layer. Specifically, the ANSI version uses 32-bit values to represent block IDs (BIDs) and absolute file offsets (IB). The Unicode version uses 64-bit values instead. Some other values that were represented using 32-bits have also been extended to use 64-bits. Those cases are discussed on a case-by-case basis.

Because BIDs and IBs are used extensively throughout the NDB layer, the version-specific size differences affect most of the NDB data structures. ANSI and Unicode versions of the data structures are defined separately whenever there are material differences between the two versions.

2.2.2 Data Structures

2.2.2.1 NID (Node ID)

Nodes provide the primary abstraction used to reference data stored in the PST file that is not interpreted by the NDB layer. Each node is identified using its NID. Each NID is unique within the namespace in which it is used. Each node referenced by the NBT MUST have a unique NID. However, two subnodes of two different nodes can have identical NIDs, but two subnodes of the same node MUST have different NIDs.

Unicode / ANSI:

0	1	2	3	4	5	6	7	8	9	10	11	12	13	14	15	16	17	18	19	20	21	22	23	24	25	26	27	28	29	30	31
nidType										nidIndex																					

nidType (5 bits): Identifies the type of the node represented by the NID. The following table specifies a list of values for **nidType**. However, it is worth noting that **nidType** has no meaning to the structures defined in the NDB Layer.

Value	Friendly name	Description
0x00	NID_TYPE_HID	Heap node
0x01	NID_TYPE_INTERNAL	Internal node (section 2.4.1)
0x02	NID_TYPE_NORMAL_FOLDER	Normal Folder object (PC)
0x03	NID_TYPE_SEARCH_FOLDER	Search Folder object (PC)
0x04	NID_TYPE_NORMAL_MESSAGE	Normal Message object (PC)
0x05	NID_TYPE_ATTACHMENT	Attachment object (PC)

Value	Friendly name	Description
0x06	NID_TYPE_SEARCH_UPDATE_QUEUE	Queue of changed objects for search Folder objects
0x07	NID_TYPE_SEARCH_CRITERIA_OBJECT	Defines the search criteria for a search Folder object
0x08	NID_TYPE_ASSOC_MESSAGE	Folder associated information (FAI) Message object (PC)
0x0A	NID_TYPE_CONTENTS_TABLE_INDEX	Internal, persisted view-related
0x0B	NID_TYPE_RECEIVE_FOLDER_TABLE	Receive Folder object (Inbox)
0x0C	NID_TYPE_OUTGOING_QUEUE_TABLE	Outbound queue (Outbox)
0x0D	NID_TYPE_HIERARCHY_TABLE	Hierarchy table (TC)
0x0E	NID_TYPE_CONTENTS_TABLE	Contents table (TC)
0x0F	NID_TYPE_ASSOC_CONTENTS_TABLE	FAI contents table (TC)
0x10	NID_TYPE_SEARCH_CONTENTS_TABLE	Contents table (TC) of a search Folder object
0x11	NID_TYPE_ATTACHMENT_TABLE	Attachment table (TC)
0x12	NID_TYPE_RECIPIENT_TABLE	Recipient table (TC)
0x13	NID_TYPE_SEARCH_TABLE_INDEX	Internal, persisted view-related
0x1F	NID_TYPE_LTP	LTP

nidIndex (27 bits): The identification portion of the NID.

2.2.2.2 BID (Block ID)

Every block allocated in the PST file is identified using the BID structure. This structure varies in size according to the format of the file. In the case of ANSI files, the structure is a 32-bit unsigned value, while in Unicode files it is a 64-bit unsigned long. In addition, there are two types of BIDs:

1. Page BIDs use all of the bits of the structure and are incremented by 1.
2. Data Block BIDs reserve the two least significant bits for internal use; as a result these increment by 4 each time a new one is assigned. Third-party implementations MUST ignore these bits and assign them a value of 0.

2.2.2.3 IB (Byte Index)

The IB (Byte Index) is used to represent an absolute offset within the PST file with respect to the beginning of the file. The IB is a simple unsigned integer value and is 64 bits in Unicode versions and 32 bits in ANSI versions.

2.2.2.4 BREF

The **BREF** is a record that maps a BID to its absolute file offset location.

Unicode:

0	1	2	3	4	5	6	7	8	9	10	1	2	3	4	5	6	7	8	9	20	1	2	3	4	5	6	7	8	9	30	1
bid																															
...																															
ib																															
...																															

ANSI:

0	1	2	3	4	5	6	7	8	9	10	1	2	3	4	5	6	7	8	9	20	1	2	3	4	5	6	7	8	9	30	1
bid																															
ib																															

bid (Unicode: 64 bits; ANSI: 32 bits): A BID structure, as specified in section [2.2.2.2](#).

ib (Unicode: 64 bits; ANSI: 32 bits): An IB structure, as specified in section [2.2.2.3](#).

2.2.2.5 ROOT

The ROOT structure contains current file state.

Unicode:

0	1	2	3	4	5	6	7	8	9	10	1	2	3	4	5	6	7	8	9	20	1	2	3	4	5	6	7	8	9	30	1
dwReserved																															
ibFileEof																															
...																															
ibAMapLast																															
...																															
cbAMapFree																															
...																															
cbPMapFree																															

...		
BREFNBT (16 bytes)		
...		
BREFBBT (16 bytes)		
...		
fAMapValid	bReserved	wReserved

ANSI:

0	1	2	3	4	5	6	7	8	9	10	11	12	13	14	15	16	17	18	19	20	21	22	23	24	25	26	27	28	29	30	31
dwReserved																															
ibFileEof																															
ibAMapLast																															
cbAMapFree																															
cbPMapFree																															
BREFNBT																															
...																															
BREFBBT																															
...																															
fAMapValid								bReserved								wReserved															

dwReserved (4 bytes): Implementations SHOULD ignore this value and SHOULD NOT modify it. Creators of a new PST file MUST initialize this value to zero.[<4>](#)

ibFileEof (Unicode: 8 bytes; ANSI 4 bytes): The size of the PST file, in bytes.

ibAMapLast (Unicode: 8 bytes; ANSI 4 bytes): An IB structure (section [2.2.2.3](#)) that contains the absolute file offset to the last AMap page of the PST file.

cbAMapFree (Unicode: 8 bytes; ANSI 4 bytes): The total free space in all AMaps, combined.

cbPMapFree (Unicode: 8 bytes; ANSI 4 bytes): The total free space in all PMaps, combined. Because the PMap is deprecated, this value SHOULD be zero. Creators of new PST files MUST initialize this value to zero.

BREFNBT (Unicode: 16 bytes; ANSI: 8 bytes): A **BREF** structure (section [2.2.2.4](#)) that references the root page of the Node BTree (NBT).

BREFBBT (Unicode: 16 bytes; ANSI: 8 bytes): A **BREF** structure that references the root page of the Block BTree (BBT).

fAMapValid (1 byte): Indicates whether all of the AMaps in this PST file are valid. For more details, see section [2.6.1.3.7](#). This value MUST be set to one of the pre-defined values specified in the following table.

Value	Friendly name	Meaning
0x00	INVALID_AMAP	One or more AMaps in the PST are INVALID
0x01	VALID_AMAP1	Deprecated. Implementations SHOULD NOT use this value. The AMaps are VALID. <5>
0x02	VALID_AMAP2	The AMaps are VALID.

bReserved (1 byte): Implementations SHOULD ignore this value and SHOULD NOT modify it. Creators of a new PST file MUST initialize this value to zero.[<6>](#)

wReserved (2 bytes): Implementations SHOULD ignore this value and SHOULD NOT modify it. Creators of a new PST file MUST initialize this value to zero.[<7>](#)

2.2.2.6 HEADER

The HEADER structure is located at the beginning of the PST file (absolute file offset 0), and contains metadata about the PST file, as well as the ROOT information to access the NDB Layer data structures. Note that the layout of the HEADER structure, including the location and relative ordering of some fields, differs between the Unicode and ANSI versions.

Unicode:

0	1	2	3	4	5	6	7	8	9	10	11	12	13	14	15	16	17	18	19	20	21	22	23	24	25	26	27	28	29	30	31
dwMagic																															
dwCRCPartial																															
wMagicClient																wVer															
wVerClient																bPlatformCreate								bPlatformAccess							
dwReserved1																															
dwReserved2																															

bidUnused		
...		
bidNextP		
...		
dwUnique		
rgnid[] (128 bytes)		
...		
root (76 bytes)		
rgbFM (128 bytes)		
...		
rgbFP (128 bytes)		
...		
bSentinel	bCryptMethod	rgbReserved
bidNextB		
dwCRCFull		
rgbReserved2		bReserved
rgbReserved3 (32 bytes)		
...		

ANSI:

0	1	2	3	4	5	6	7	8	9	10	11	12	13	14	15	16	17	18	19	20	21	22	23	24	25	26	27	28	29	30	31
dwMagic																															
dwCRCPartial																															
wMagicClient																wVer															

wVerClient	bPlatformCreate	bPlatformAccess
dwReserved1		
dwReserved2		
bidNextB		
bidNextP		
dwUnique		
rgnid[] (128 bytes)		
...		
root (40 bytes)		
...		
rgbFM (128 bytes)		
...		
rgbFP (128 bytes)		
...		
bSentinel	bCryptMethod	rgbReserved
ullReserved		
...		
dwReserved		
rgbReserved2		bReserved
rgbReserved3 (32 bytes)		
...		

dwMagic (4 bytes): MUST be "{ 0x21, 0x42, 0x44, 0x4E } (!BDN)".

dwCRCPartial (4 bytes): The 32-bit **cyclic redundancy check (CRC)** value of the 471 bytes of data starting from **wMagicClient** (Offset 0x0008)

wMagicClient (2 bytes): MUST be "{ 0x53, 0x4D }".

wVer (2 bytes): File format version. This value MUST be 14 or 15 if the file is an ANSI PST file, and MUST be 23 if the file is a Unicode PST file.

wVerClient (2 bytes): Client file format version. The version that corresponds to the format described in this document is 19. Creators of a new PST file based on this document SHOULD initialize this value to 19.

bPlatformCreate (1 byte): This value MUST be set to 0x01.

bPlatformAccess (1 byte): This value MUST be set to 0x01.

dwReserved1 (4 bytes): Implementations SHOULD ignore this value and SHOULD NOT modify it. Creators of a new PST file MUST initialize this value to zero. [<8>](#)

dwReserved2 (4 bytes): Implementations SHOULD ignore this value and SHOULD NOT modify it. Creators of a new PST file MUST initialize this value to zero. [<9>](#)

bidUnused (8 bytes Unicode only): Unused padding added when the Unicode PST file format was created.

bidNextP (Unicode: 8 bytes; ANSI: 4 bytes): Next page BID. Pages have a special counter for allocating **bidIndex** values. The value of **bidIndex** for BIDs for pages is allocated from this counter.

bidNextB (4 bytes ANSI only): Next BID. This value is the monotonic counter that indicates the BID to be assigned for the next allocated block. BID values advance in increments of 4. For more details, see section [2.2.2.2](#).

dwUnique (4 bytes): This is a monotonically-increasing value that is modified every time the PST file's HEADER structure is modified. The function of this value is to provide a unique value, and to ensure that the HEADER CRCs are different after each header modification.

rgnid[] (128 bytes): A fixed array of 32 NIDs, each corresponding to one of the 32 possible NID_TYPES (section [2.2.2.1](#)). Different NID_TYPES can have different starting **nidIndex** values. When a blank PST file is created, these values are initialized by NID_TYPE according to the following table. Each of these NIDs indicates the last **nidIndex** value that had been allocated for the corresponding NID_TYPE. When an NID of a particular type is assigned, the corresponding slot in **rgnid** is also incremented by 1.

NID_TYPE	Starting nidIndex
NID_TYPE_NORMAL_FOLDER	1024 (0x400)
NID_TYPE_SEARCH_FOLDER	16384 (0x4000)
NID_TYPE_NORMAL_MESSAGE	65536 (0x10000)
NID_TYPE_ASSOC_MESSAGE	32768 (0x8000)
Any other NID_TYPE	1024 (0x400)

qwUnused (8 bytes): Unused space; MUST be set to zero. Unicode PST file format only.

root (Unicode: 72 bytes; ANSI: 40 bytes): A ROOT structure (section [2.2.2.5](#)).

dwAlign (4 bytes): Unused alignment bytes; MUST be set to zero. Unicode PST file format only.

rgbFM (128 bytes): Deprecated FMap. This is no longer used and MUST be filled with 0xFF. Readers SHOULD ignore the value of these bytes.

rgbFP (128 bytes): Deprecated FMap. This is no longer used and MUST be filled with 0xFF. Readers SHOULD ignore the value of these bytes.

bSentinel (1 byte): MUST be set to 0x80.

bCryptMethod (1 byte): Indicates how the data within the PST file is encoded. MUST be set to one of the pre-defined values described in the following table.

Value	Friendly name	Meaning
0x00	NDB_CRYPT_NONE	Data blocks are not encoded.
0x01	NDB_CRYPT_PERMUTE	Encoded with the Permutation algorithm (section 5.1).
0x02	NDB_CRYPT_CYCLIC	Encoded with the Cyclic algorithm (section 5.2).

rgbReserved (2 bytes): Reserved; MUST be set to zero.

bidNextB (8 bytes): Indicates the next available BID value. Unicode PST file format only.

bidNextB (Unicode ONLY: 8 bytes): Next BID. This value is the monotonic counter that indicates the BID to be assigned for the next allocated block. BID values advance in increments of 4. For more details, see section [2.2.2.2](#).

dwCRCFull (4 bytes): The 32-bit CRC value of the 516 bytes of data starting from **wMagicClient** to **bidNextB**, inclusive. Unicode PST file format only.

ullReserved (8 bytes): Reserved; MUST be set to zero. ANSI PST file format only.

dwReserved (4 bytes): Reserved; MUST be set to zero. ANSI PST file format only.

rgbReserved2 (3 bytes): Implementations SHOULD ignore this value and SHOULD NOT modify it. Creators of a new PST MUST initialize this value to zero. [<10>](#)

bReserved (1 byte): Implementations SHOULD ignore this value and SHOULD NOT modify it. Creators of a new PST file MUST initialize this value to zero. [<11>](#)

rgbReserved3 (32 bytes): Implementations SHOULD ignore this value and SHOULD NOT modify it. Creators of a new PST MUST initialize this value to zero. [<12>](#)

2.2.2.7 Pages

A page is a fixed-size structure of 512 bytes that is used in the NDB Layer to represent allocation metadata and BTree data structures. A page trailer is placed at the very end of every page such that the end of the page trailer is aligned with the end of the page.

2.2.2.7.1 PAGETRAILER

A PAGETRAILER structure contains information about the page in which it is contained. PAGETRAILER structure is present at the very end of each page in a PST file.

Unicode:

0	1	2	3	4	5	6	7	8	9	10	11	12	13	14	15	16	17	18	19	20	21	22	23	24	25	26	27	28	29	30	31
ptype									ptypeRepeat								wSig														
dwCRC																															
bid																															
...																															

ANSI:

0	1	2	3	4	5	6	7	8	9	10	11	12	13	14	15	16	17	18	19	20	21	22	23	24	25	26	27	28	29	30	31
ptype								ptypeRepeat								wSig															
bid																															
dwCRC																															

ptype (1 byte): This value indicates the type of data contained within the page. This field **MUST** contain one of the following values.

Value	Friendly name	Meaning	wSig value
0x80	ptypeBBT	Block BTree page.	Block or page signature (section 5.5).
0x81	ptypeNBT	Node BTree page.	Block or page signature (section 5.5).
0x82	ptypeFMap	Free Map page.	0x0000
0x83	ptypePMap	Allocation Page Map page.	0x0000
0x84	ptypeAMap	Allocation Map page.	0x0000
0x85	ptypeFPMa	Free Page Map page.	0x0000
0x86	ptypeDL	Density List page.	Block or page signature (section 5.5).

ptypeRepeat (1 byte): **MUST** be set to the same value as **ptype**.

wSig (2 bytes): Page signature. This value depends on the value of the **ptype** field. This value is zero (0x0000) for AMap, PMap, FMap, and FPMa pages. For BBT, NBT, and DList pages, a page / block signature is computed (see section [5.5](#)).

dwCRC (4 bytes): 32-bit CRC of the page data, excluding the page trailer. See section [5.3](#) for the CRC algorithm. Note the locations of the dwCRC and bid are differs between the Unicode and ANSI version of this structure.

bid (Unicode: 8 bytes; ANSI 4 bytes): The BID of the page's block. AMap, PMap, FMap, and FPMa pages have a special convention where their BID is assigned the same value as their IB

(that is, the absolute file offset of the page). The **bidIndex** for other page types are allocated from the special **bidNextP** counter in the HEADER structure.

2.2.2.7.2 AMap (Allocation Map) Page

An AMap page contains an array of 496 bytes that is used to track the space allocation within the data section that immediately follows the AMap page. Each bit in the array maps to a block of 64 bytes in the data section. Specifically, the first bit maps to the first 64 bytes of the data section, the second bit maps to the next 64 bytes of data, and so on. AMap pages map a data section that consists of 253,952 bytes ($496 * 8 * 64$).

An AMap is allocated out of the data section and, therefore, it actually "maps itself". What this means is that the AMap actually occupies the first page of the data section and the first byte (that is, 8 bits) of the AMap is 0xFF, which indicates that the first 512 bytes are allocated for the AMap.

The first AMap of a PST file is located at absolute file offset 0x4400, and subsequent AMaps appear at intervals of 253,952 bytes thereafter. The following is the structural representation of an AMap page.

2.2.2.7.2.1 AMAPPAGE

Unicode:

0	1	2	3	4	5	6	7	8	9	10	11	12	13	14	15	16	17	18	19	20	21	22	23	24	25	26	27	28	29	30	31
rgbAMapBits (496 bytes)																															
...																															
pageTrailer (16 bytes)																															
...																															

ANSI:

0	1	2	3	4	5	6	7	8	9	10	11	12	13	14	15	16	17	18	19	20	21	22	23	24	25	26	27	28	29	30	31
dwPadding																															
rgbAMapBits (496 bytes)																															
...																															
pageTrailer																															
...																															
...																															

dwPadding (ANSI file format only, 4 bytes): Unused padding; MUST be set to zero.

rgbAmapBits (496 bytes): **Amap** data. This is represented as a sequence of bits that marks whether blocks of 64 bytes of data have been allocated. If the n^{th} bit is set to 1, then the n^{th} block of 64 bytes has been allocated. Alternatively, if the n^{th} bit is set to 0, the n^{th} block of 64 bytes is not allocated (free).

pageTrailer (Unicode: 16 bytes; ANSI: 12 bytes): A **PAGETRAILER** structure (section [2.2.2.7.1](#)). The **ptype** subfield of **pageTrailer** MUST be set to **ptypeAmap**. The other subfields of **pageTrailer** MUST be set as specified in section [2.2.2.7.1](#).

2.2.2.7.3 PMap (Page Map) Page

A PMap is the same as an AMap, except that each bit in the PMap tracks 512-byte pages instead of blocks of 64 bytes. Because a page is equivalent to eight 64-byte blocks in size, one PMap appears for every eight AMaps. The purpose of the PMap is to optimize locating frequently-needed free pages for allocating metadata and BTree data structures. PMap pages, similar to AMap pages, are allocated from the data section whose allocation is also mapped in the corresponding AMap.

The PMap works by pre-allocating 4 kilobytes (eight pages) of memory from the AMap at a time. Once the memory is reserved from the AMap, the corresponding byte (eight pages equals 8 bits) in the PMap is zeroed out to indicate reserved pages. Implementations seeking to allocate a page search for bits set to 0 in the PMap to find free pages. The coverage of a PMap page is $2,031,616$ bytes ($496 * 8 * 512$) of data space.

The functionality of the PMap has been deprecated by the Density List. If a Density List is present in the PST file, then implementations SHOULD NOT use the PMap to locate free pages, and SHOULD instead use the Density List instead. [<13>](#) However, implementations MUST ensure the presence of PMaps at the correct intervals and maintain valid checksums to ensure backward-compatibility with older clients.

The first PMap of a PST file is located at absolute file offset 0x4600. The following is the structural representation of a PMap page.

2.2.2.7.3.1 PMAPPAGE

Unicode:

0	1	2	3	4	5	6	7	8	9	10	11	12	13	14	15	16	17	18	19	20	21	22	23	24	25	26	27	28	29	30	31
rgbPMapBits (496 bytes)																															
...																															
pageTrailer (16 bytes)																															
...																															

ANSI:

0	1	2	3	4	5	6	7	8	9	10	11	12	13	14	15	16	17	18	19	20	21	22	23	24	25	26	27	28	29	30	31
dwPadding																															
rgbPMapBits (496 bytes)																															
...																															
pageTrailer																															
...																															
...																															

dwPadding (ANSI file format only, 4 bytes): Unused padding; MUST be set to zero.

rgbPMapBits (496 bytes): **PMap** data. Each 0 bit corresponds to an available page that can be allocated. The meaning of 1 bits is ambiguous and SHOULD be ignored.

pageTrailer (Unicode: 16 bytes; ANSI: 12 bytes): A **PAGETRAILER** structure (section [2.2.2.7.1](#)). The **ptype** subfield of **pageTrailer** MUST be set to **ptypePMap**. The other subfields of **pageTrailer** MUST be set as specified in section [2.2.2.7.1](#).

2.2.2.7.4 Density List (DList)

The Density List is a list of references to AMap pages that is sorted in order of ascending density (descending amount of free space available). Its purpose is to optimize the space allocation strategy where allocations are made from the pages with the most abundant free space first. The DList is an optional part of a PST file. However, implementations SHOULD create and use DLists.

There is at most one DList page in each PST file. If present, this page is located at absolute file offset 0x4200. To maintain backward compatibility with older clients, the location of the DList is allocated out of the Reserved data area (section [1.3.2.2](#)) that is also used for transient storage. Because of the fact that this area is not dedicated exclusively for the DList, the DList can be overwritten at any time by other transient processes and, therefore, the DList is not guaranteed to be valid. If a DList page contains an invalid CRC, then its contents MUST NOT be used and SHOULD be recreated by using the information from all of the AMap pages in the PST file. Implementations SHOULD use the DList when a valid DList exists. [<14>](#)

2.2.2.7.4.1 DLISTPAGEENT

Each DLISTPAGEENT record in the DList represents a reference to an AMap PAGE in the PST file.

0	1	2	3	4	5	6	7	8	9	10	11	12	13	14	15	16	17	18	19	20	21	22	23	24	25	26	27	28	29	30	31
dwPageNum																				dwFreeSlots											

dwPageNum (20 bits): AMap page number. This is the zero-based index to the AMap page that corresponds to this entry. A **dwPageNum** of "n" corresponds to the nth AMap from the beginning of PST file.

dwFreeSlots (12 bits): Total number of free slots in the AMap. This value is the aggregate sum of all free 64-byte slots in the AMap. Note that the free slots can be of any random configuration, and are not guaranteed to be contiguous.

2.2.2.7.4.2 DLISTPAGE

Unicode:

0	1	2	3	4	5	6	7	8	9	10	11	12	13	14	15	16	17	18	19	20	21	22	23	24	25	26	27	28	29	30	31
bFlags									cEntDList							wPadding															
ulCurrentPage																															
rgDListPageEnt (476 bytes)																															
...																															
pageTrailer (16 bytes)																															
...																															

ANSI:

0	1	2	3	4	5	6	7	8	9	10	11	12	13	14	15	16	17	18	19	20	1	2	3	4	5	6	7	8	9	30	1
bFlags								cEntDList								wPadding															
ulCurrentPage																															
rgDListPageEnt (480 bytes)																															
...																															
pageTrailer																															
...																															
...																															

bFlags (1 byte): Flags; MUST be set to zero or a combination of the defined values described in the following table.

Value	Friendly name	Meaning
0x01	DFL_BACKFILL_COMPLETE	A DList backfill is not in progress

cEntDList (1 byte): Number of entries in the **rgDListPageEnt** array.

wPadding (2 bytes): Padding bytes; MUST be set to zero.

ulCurrentPage (4 bytes): The meaning of this field depends on the value of **bFlags**. If **DFL_BACKFILL_COMPLETE** is set in **bFlags**, then this value indicates the AMap page index that is used in the next allocation. If **DFL_BACKFILL_COMPLETE** is not set in **bFlags**, then this value indicates the AMap page index that is attempted for backfilling in the next allocation. See section [2.6.1.3.4](#) for more information regarding Backfilling.

rgDListPageEnt (Unicode: 476 bytes; ANSI: 480 bytes): DList page entries. This is an array of DLISTPAGEENT records with **cEntDList** entries that constitute the DList. Each record contains an AMap page index and the aggregate amount of free slots available in that AMap. Note that, while the size of the field is fixed, the size of valid data within the field is not. Implementations MUST only read the number of DLISTPAGEENT entries from the array indicated by **cEntDList**.

pageTrailer (Unicode: 16 bytes; ANSI: 12 bytes): A **PAGETRAILER** structure (section [2.2.2.7.1](#)). The **ptype** subfield of **pageTrailer** MUST be set to **ptypeDL**. The other subfields of **pageTrailer** MUST be set as specified in section [2.2.2.7.1](#).

2.2.2.7.5 FMap (Free Map) Page

The general layout of an FMap is identical to that of an AMap, except that each byte in the FMap corresponds to one AMap page. The value of each byte indicates the longest number of free bits found in the corresponding AMap page. Generally, because each AMap covers about 250 kilobytes of data, each FMap page (496 bytes) covers around 125 megabytes of data.

Implementations SHOULD NOT use FMaps. The Density List SHOULD be used for location free space. [<15>](#) However, the presence of FMap pages at the correct intervals MUST be preserved, and all corresponding checksums MUST be maintained for a PST file to remain valid.

2.2.2.7.5.1 FMAPPAGE

Unicode:

0	1	2	3	4	5	6	7	8	9	10	11	12	13	14	15	16	17	18	19	20	21	22	23	24	25	26	27	28	29	30	31
rgbFMapBits (496 bytes)																															
...																															
pageTrailer (16 bytes)																															
...																															

ANSI:

0	1	2	3	4	5	6	7	8	9	10	11	12	13	14	15	16	17	18	19	20	21	22	23	24	25	26	27	28	29	30	31
dwPadding																															
rgbFMapBits (496 bytes)																															
...																															
pageTrailer																															
...																															
...																															

dwPadding (ANSI only, 4 bytes): Unused padding; MUST be set to zero.

rgbFMapBits (496 bytes): FMap data. Each byte represents the maximum number of contiguous "0" bits in the corresponding AMap (up to 16 kilobytes).

pageTrailer (Unicode: 16 bytes; ANSI: 12 bytes): A **PAGETRAILER** structure (section [2.2.2.7.1](#)). The **ptype** subfield of **pageTrailer** MUST be set to **ptypeFMap**. The other subfields of **pageTrailer** MUST be set as specified in section [2.2.2.7.1](#).

2.2.2.7.6 FMap (Free Page Map) Page

The general layout of an FMap is identical to that of an AMap, except that each bit in the FMap corresponds to a PMap page, and the value of the bit indicates whether there are any free pages within that PMap page. With each PMap covering about 2 megabytes and an FMap page at 496 bytes, an FMap page covers about 8 gigabytes of space.

Implementations SHOULD NOT use FMaps. The Density List SHOULD be used for location free space. [<16>](#) However, the presence of FMap pages at the correct intervals MUST be preserved, and all corresponding checksums MUST be maintained for a PST file to remain valid.

2.2.2.7.6.1 FMAPPAGE

Unicode only:

0	1	2	3	4	5	6	7	8	9	10	11	12	13	14	15	16	17	18	19	20	21	22	23	24	25	26	27	28	29	30	31
rgbFMapBits (496 bytes)																															
...																															
pageTrailer (16 bytes)																															
...																															

rgbFMapBits (496 bytes): FMap data. Each bit corresponds to a PMap page. If the n^{th} bit is set to 0, then the n^{th} PMap page from the beginning of the PST File has free pages. If the n^{th} bit is set to 1, then the n^{th} PMap page has no free pages.

pageTrailer (Unicode: 16 bytes): A **PAGETRAILER** structure (section [2.2.2.7.1](#)). The **ptype** subfield of **pageTrailer** MUST be set to **ptypeFMap**. The other subfields of **pageTrailer** MUST be set as specified in section [2.2.2.7.1](#).

2.2.2.7.7 BTrees

BTrees are widely used throughout the PST file format. In the NDB Layer, BTrees are the building blocks for the NBT and BBT, which are used to quickly navigate and search nodes and blocks. The PST file format uses a general BTree implementation that supports up to 8 intermediate levels.

2.2.2.7.7.1 BTPAGE

A BTPAGE structure implements a generic BTree using 512-byte pages.

Unicode:

0	1	2	3	4	5	6	7	8	9	10	11	12	13	14	15	16	17	18	19	20	21	22	23	24	25	26	27	28	29	30	31
rgentries (488 bytes)																															
...																															
cEnt								cEntMax								cbEnt								cLevel							
dwPadding																															
pageTrailer (16 bytes)																															
...																															

ANSI:

0	1	2	3	4	5	6	7	8	9	10	11	12	13	14	15	16	17	18	19	20	1	2	3	4	5	6	7	8	9	30	1
rgentries (496 bytes)																															
...																															
cEnt								cEntMax								cbEnt								cLevel							
pageTrailer (12 bytes)																															
...																															

...

rgentries (Unicode: 488 bytes; ANSI: 496 bytes): Entries of the **BTree** array. The entries in the array depend on the value of the **cLevel** field. If **cLevel** is greater than 0, then each entry in the array is of type **BTENTRY**. If **cLevel** is 0, then each entry is either of type **BBTENTRY** or **NBTENTRY**, depending on the **ptype** of the page.

cEnt (1 byte): The number of **BTree** entries stored in the page data.

cEntMax (1 byte): The maximum number of entries that can fit inside the page data.

cbEnt (1 byte): The size of each **BTree** entry, in bytes. Note that in some cases, **cbEnt** can be greater than the corresponding size of the corresponding **rgentries** structure because of alignment or other considerations. Implementations **MUST** use the size specified in **cbEnt** to advance to the next entry.

BTree Type	cLevel	rgentries structure	cbEnt (bytes)
NBT	0	NBTENTRY	ANSI: 16, Unicode: 32
	Greater than 0	BTENTRY	ANSI: 12, Unicode: 24
BBT	0	BBTENTRY	ANSI: 12, Unicode: 24
	Less than 0	BTENTRY	ANSI: 12, Unicode: 24

cLevel (1 byte): The depth level of this page. Leaf pages have a level of zero, whereas intermediate pages have a level greater than 0. This value determines the type of the entries in **rgentries**, and is interpreted as unsigned.

dwPadding (Unicode: 4 bytes): Padding; **MUST** be set to zero. Note there is no padding in the ANSI version of this structure.

pageTrailer (Unicode: 16 bytes; ANSI: 12 bytes): A **PAGETRAILER** structure (section [2.2.2.7.1](#)). The **ptype** subfield of **pageTrailer** **MUST** be set to **ptypeBBT** for a Block BTree page, or **ptypeNBT** for a Node BTree page. The other subfields of **pageTrailer** **MUST** be set as specified in section [2.2.2.7.1](#).

2.2.2.7.7.2 BTENTRY (Intermediate Entries)

BTENTRY records contain a key value (NID or BID) and a reference to a child **BTPAGE** page in the BTree.

Unicode:

0	1	2	3	4	5	6	7	8	9	10	11	12	13	14	15	16	17	18	19	20	21	22	23	24	25	26	27	28	29	30	31
btkey																															
...																															
BREF (16 bytes)																															

...

ANSI:

0	1	2	3	4	5	6	7	8	9	10	11	12	13	14	15	16	17	18	19	20	21	22	23	24	25	26	27	28	29	30	31
btkey																															
BREF																															
...																															

btkey (Unicode: 8 bytes; ANSI: 4 bytes): The key value associated with this BTENTRY. All the entries in the child BTPAGE referenced by **BREF** have key values greater than or equal to this key value. The **btkey** is either an NID (zero extended to 8 bytes for Unicode PSTs) or a BID, depending on the **ptype** of the page.

BREF (Unicode: 16 bytes; ANSI: 8 bytes): **BREF** structure (section [2.2.2.4](#)) that points to the child BTPAGE.

2.2.2.7.7.3 BBTENTRY (Leaf BBT Entry)

BBTENTRY records contain information about blocks and are found in BTPAGES with **cLevel** equal to 0, with the **ptype** of "ptypeBBT". These are the leaf entries of the BBT. As noted in section [2.2.2.7.7.1](#), these structures MAY NOT be tightly packed and the **cbEnt** field of the BTPAGE SHOULD be used to iterate over the entries.

Unicode:

0	1	2	3	4	5	6	7	8	9	10	1	2	3	4	5	6	7	8	9	20	1	2	3	4	5	6	7	8	9	30	1
BREF (16 bytes)																															
...																															
cb																cRef															
dwPadding																															

ANSI:

0	1	2	3	4	5	6	7	8	9	10	11	12	13	14	15	16	17	18	19	20	21	22	23	24	25	26	27	28	29	30	31
BREF																															
...																															

cb	cRef
----	------

BREF (Unicode: 16 bytes; ANSI: 8 bytes): **BREF** structure (section [2.2.2.4](#)) that contains the BID and IB of the block that the BBTENTRY references.

cb (2 bytes): The count of bytes of the raw data contained in the block referenced by **BREF** excluding the block trailer and alignment padding, if any.

cRef (2 bytes): Reference count indicating the count of references to this block. See section [2.2.2.7.7.3.1](#) regarding how reference counts work.

dwPadding (Unicode file format only, 4 bytes): Padding; MUST be set to zero.

2.2.2.7.7.3.1 Reference Counts

To improve storage efficiency, the NDB supports single-instancing by allowing multiple entities to reference the same data block. This is supported at the BBT level by having reference counts for blocks.

For example, when a node is copied, a new node is created with a new NID, but instead of making a separate copy of the entire contents of the node, the new node simply references the existing immediate data and subnode blocks by incrementing the reference count of each block.

The single-instance is only broken when the data referenced needs to be changed by a referencing node. This requires creation of a new block into which the new data is written and the reference count to the original block is decremented. When the reference count of a block reaches one, then the block is no longer use in use and is marked as "Free" in the corresponding AMap. Finally, the corresponding leaf BBT entry is removed from the BBT.

In addition to the BBTENTRY, other types of structures can also hold references to a block. The following is a list of structures that can hold reference counts to a block:

- **Leaf BBTENTRY:** Any leaf BBT entry that points to a BID holds a reference count to it.
- **NBTENTRY:** A reference count is held if a block is referenced in the **bidData** or **bidSub** fields of a NBTENTRY.
- **SLBLOCK:** a reference count is held if a block is referenced in the **bidData** or **bidSub** fields of an SLENTY.
- **Data tree:** A reference count is held if a block is referenced in an **rgbid** slot of an XBLOCK.

For example, consider a node called "Node1". The data block of Node1 has a reference count of 2 (BBTENTRY and Node1's NBTENTRY.**bidData**). If a copy of Node1 is made (Node2), then the block's reference count becomes 3 (Node2's NBTENTRY.**bidData**). If a change is made to Node2's data, then a new data block is created for the modified copy with a reference count of 2 (BBTENTRY, Node2's NBTENTRY.**bidData**), and the reference count of Node1's data block returns to 2 (BBTENTRY, Node1's NBTENTRY.**bidData**).

2.2.2.7.7.4 NBTENTRY (Leaf NBT Entry)

NBTENTRY records contain information about nodes and are found in BTPAGES with **cLevel** equal to 0, with the **pType** of **pTypeNBT**. These are the leaf entries of the NBT.

Unicode:

0	1	2	3	4	5	6	7	8	9	10	11	12	13	14	15	16	17	18	19	20	21	22	23	24	25	26	27	28	29	30	31
nid																															
...																															
bidData																															
...																															
bidSub																															
...																															
nidParent																															
dwPadding																															

ANSI:

0	1	2	3	4	5	6	7	8	9	10	11	12	13	14	15	16	17	18	19	20	21	22	23	24	25	26	27	28	29	30	31
nid																															
bidData																															
bidSub																															
nidParent																															

nid (Unicode: 8 bytes; ANSI: 4 bytes): The NID (section [2.2.2.1](#)) of the entry. Note that the NID is a 4-byte value for both Unicode and ANSI formats. However, to stay consistent with the size of the **btkey** member in BTENTRY, the 4-byte NID is extended to its 8-byte equivalent for Unicode PST files.

bidData (Unicode: 8 bytes; ANSI: 4 bytes): The BID of the data block for this node.

bidSub (Unicode: 8 bytes; ANSI: 4 bytes): The BID of the subnode block for this node. If this value is zero, a subnode block does not exist for this node.

nidParent (4 bytes): If this node represents a child of a Folder object defined in the Messaging Layer, then this value is nonzero and contains the NID of the parent Folder object's node. Otherwise, this value is zero. See section [2.2.2.7.7.4.1](#) for more information. This field is not interpreted by any structure defined at the NDB Layer.

dwPadding (Unicode file format only, 4 bytes): Padding; MUST be set to zero.

2.2.2.7.4.1 Parent NID

A specific challenge exists when a simple node database is used to represent hierarchical concepts such as a tree of Folder objects where top-level nodes are disjoint items that do not contain hierarchical semantics. While subnodes have a hierarchical structure, the fact that internal subnodes are not addressable outside of the NDB Layer makes them unsuitable for this purpose.

The concept of a parent NID (**nidParent**) is introduced to address this challenge, providing a simple and efficient way for each Folder object node to point back to its parent Folder object node in the hierarchy. This link enables traversing up the Folder object tree to find its parent Folder objects, which is necessary and common for many Folder object-related operations, without having to read the raw data associated with each node.

The parent NID concept described here is separate from the node/subnode relationship. The parent NID, as described here has no meaning to the NDB layer and is merely maintained as an optimization for the Messaging layer.

2.2.2.8 Blocks

Blocks are the fundamental units of data storage at the NDB layer. Blocks are assigned in sizes that are multiples of 64 bytes and are aligned on 64-byte boundaries. The maximum size of any block is 8 kilobytes (8192 bytes).

Similar to pages, each block stores its metadata in a block trailer placed at the very end of the block so that the end of the trailer is aligned with the end of the block.

Blocks generally fall into one of two categories: data blocks and subnode blocks. Data blocks are used to store raw data, where subnode blocks are used to represent nodes contained within a node.

The storage capacity of each data block is the size of the data block (from 64 to 8192 bytes) minus the size of the trailer block.

2.2.2.8.1 BLOCKTRAILER

Unicode:

0	1	2	3	4	5	6	7	8	9	10	11	12	13	14	15	16	17	18	19	20	21	22	23	24	25	26	27	28	29	30	31
cb																wSig															
dwCRC																															
bid																															
...																															

ANSI:

0	1	2	3	4	5	6	7	8	9	0 ¹	1	2	3	4	5	6	7	8	9	0 ²	1	2	3	4	5	6	7	8	9	0 ³	1
cb																wSig															
bid																															
dwCRC																															

cb (2 bytes): The amount of data, in bytes, contained within the data section of the block. This value does not include the block trailer or any unused bytes that can exist after the end of the data and before the start of the block trailer.

wSig (2 bytes): Block signature. See section [5.5](#) for the algorithm to calculate the block signature.

dwCRC (4 bytes): 32-bit CRC of the **cb** bytes of raw data, see section [5.3](#) for the algorithm to calculate the CRC. Note the locations of the dwCRC and bid are differs between the Unicode and ANSI version of this structure.

bid (Unicode: 8 bytes; ANSI 4 bytes): The BID (section [2.2.2.2](#)) of the data block.

2.2.2.8.2 Anatomy of a Block

The following example attempts to illustrate the anatomy of a block allocated at absolute file offset 0x5000 to store 236 (0xEC) bytes of raw data in a Unicode PST file.

0	1	2	3	4	5	6	7	8	9	10	1	2	3	4	5	6	7	8	9	20	1	2	3	4	5	6	7	8	9	30	1
data (236 bytes)																															
...																															
padding																															
cb																wSig															
dwCRC																															
Bid																															
...																															

data (236 bytes): Raw data.

padding (4 bytes): Reserved.

cb (2 bytes): The amount of data, in bytes, contained within the data section of the block. This value does not include the block trailer or any unused bytes that can exist after the end of the data and before the start of the block trailer.

wSig (2 bytes): Block signature. See section [5.5](#) for the algorithm to calculate the block signature.

dwCRC (4 bytes): 32-bit CRC of the **cb** bytes of raw data, see section [5.3](#) for the algorithm to calculate the CRC

Bid (8 bytes): The BID (section [2.2.2.2](#)) of the data block.

Given the raw data size of 236 bytes and a block trailer size of 16 bytes, the smallest multiple of 64 that can hold both items is 256 (0x100). Thus, the size of the data block required is 256 bytes. However, the raw data and the trailer only add up to 252 bytes, which results in a 4-byte gap between the end of the raw data and the beginning of the trailer. This gap of "wasted space" is necessitated by the alignment of the trailer block with respect to the end of the block and can be as large as 63 bytes.

Because the data in the **padding** field is undetermined (that is, not guaranteed to be zero-filled), implementers MUST NOT include unused data in CRC calculations. In this particular case, the value of **cb** is 236 (not 240) and the calculation for the value in **dwCRC** MUST NOT include the 4 bytes of unused data in the **padding** field.

The data contained in the data section of most blocks within a PST file have no meaning to the structures defined at the NDB Layer. However, some blocks contain metadata that is interpreted by the NDB Layer.

2.2.2.8.3 Block Types

Several types of blocks are defined at the NDB Layer. The following table defines the block type mapping.

Block type	Data structure	Internal BID?	Header level	Array content
Data Tree	Data block	No	N/A	Bytes
	XBLOCK	Yes	1	XBLOCK reference
	XXBLOCK		2	Data block reference
Subnode BTree data	SLBLOCK		0	SLENTY
	SIBLOCK		1	SIENTRY

2.2.2.8.3.1 Data Blocks

A data block is a block that is "External" (that is, not marked "Internal") and contains data streamed from higher layer structures. The data contained in data blocks have no meaning to the structures defined at the NDB Layer.

Unicode:

0	1	2	3	4	5	6	7	8	9	0	1	2	3	4	5	6	7	8	9	0	1	2	3	4	5	6	7	8	9	0	1
data (variable)																															
...																															

padding (variable, optional)
...
blockTrailer (16 bytes)
...

ANSI:

0	1	2	3	4	5	6	7	8	9	10	11	12	13	14	15	16	17	18	19	20	21	22	23	24	25	26	27	28	29	30	31
data (variable)																															
...																															
padding (variable, optional)																															
...																															
blockTrailer																															
...																															
...																															

data (variable): The value of this field SHOULD be treated as an opaque **binary large object (BLOB)** by the NDB Layer. The size of this field is indicated by the **cb** subfield of the **blockTrailer** field.

padding (variable, optional): This field is present if the size of the **data** field plus the size of the **blockTrailer** field is not a multiple of 64. The size of this field is the smallest number of bytes required to make the size of the data block a multiple of 64. Implementations MUST ignore this field.

blockTrailer (Unicode: 16 bytes; ANSI: 12 bytes): A BLOCKTRAILER structure (section [2.2.2.8.1](#)).

2.2.2.8.3.1.1 Data Block Encoding/Obfuscation

A special case exists when a PST file is configured to encode its contents. In that case, the NDB Layer encodes the **data** field of data blocks to obfuscate the data using one of two keyless ciphers. Section [5.1](#) and section [5.2](#) contain further information about the two cipher algorithms used to encode the data. Only the **data** field is encoded. The **padding** and **blockTrailer** are not encoded.

2.2.2.8.3.2 Data Tree

A data tree collectively refers to all the elements that are used to store data. In the simplest case, a data tree consists of a single data block, which can hold up to 8,176 bytes. If the data is more than

8,176 bytes, a construct using XBLOCKS and XXBLOCKs is used to store the data in a series of data blocks arranged in a tree format. The layout of the XBLOCK and XXBLOCK structures are defined in the following sections. Outlook requires all of the blocks except for the final one to be fully utilized (contain 8,176 bytes) or it will consider the file to be corrupt implementations and writers should be away of this constraint to ensure their files are not considered corrupted.

2.2.2.8.3.2.1 XBLOCK

XBLOCKS are used when the data associated with a node data that exceeds 8,176 bytes in size. The XBLOCK expands the data that is associated with a node by using an array of BIDs that reference data blocks that contain the data stream associated with the node. A BLOCKTRAILER is present at the end of an XBLOCK, and the end of the BLOCKTRAILER MUST be aligned on a 64-byte boundary.

Unicode:

0	1	2	3	4	5	6	7	8	9	10	11	12	13	14	15	16	17	18	19	20	21	22	23	24	25	26	27	28	29	30	31
btype								cLevel								cEnt															
lcbTotal																															
rgbid (variable)																															
...																															
rgbPadding (variable, optional)																															
...																															
blockTrailer (16 bytes)																															
...																															

ANSI:

0	1	2	3	4	5	6	7	8	9	10	11	12	13	14	15	16	17	18	19	20	21	22	23	24	25	26	27	28	29	30	31
btype								cLevel								cEnt															
lcbTotal																															
rgbid (variable)																															
...																															
rgbPadding (variable, optional)																															

...
blockTrailer
...
...

btype (1 byte): Block type; MUST be set to 0x01 to indicate an XBLOCK or XXBLOCK.

cLevel (1 byte): MUST be set to 0x01 to indicate an XBLOCK.

cEnt (2 bytes): The count of BID entries in the XBLOCK.

lcbTotal (4 bytes): Total count of bytes of all the external data stored in the data blocks referenced by XBLOCK.

rgbid (variable): Array of BIDs that reference data blocks. The size is equal to the number of entries indicated by **cEnt** multiplied by the size of a BID (8 bytes for Unicode PST files, 4 bytes for ANSI PST files).

rgbPadding (variable, optional): This field is present if the total size of all of the other fields is not a multiple of 64. The size of this field is the smallest number of bytes required to make the size of the **XBLOCK** a multiple of 64. Implementations MUST ignore this field.

blockTrailer (ANSI: 12 bytes; Unicode: 16 bytes): A **BLOCKTRAILER** structure (section [2.2.2.8.1](#)).

2.2.2.8.3.2.2 XXBLOCK

The XXBLOCK further expands the data that is associated with a node by using an array of BIDs that reference XBLOCKS. A BLOCKTRAILER is present at the end of an XXBLOCK, and the end of the BLOCKTRAILER MUST be aligned on a 64-byte boundary.

Unicode:

0	1	2	3	4	5	6	7	8	9	10	1	2	3	4	5	6	7	8	9	20	1	2	3	4	5	6	7	8	9	30	1	
btype									cLevel								cEnt															
lcbTotal																																
rgbid (variable)																																
...																																
rgbPadding (variable, optional)																																
...																																

blockTrailer (16 bytes)
...

ANSI:

0	1	2	3	4	5	6	7	8	9	10	11	12	13	14	15	16	17	18	19	20	21	22	23	24	25	26	27	28	29	30	31
btype								cLevel								cEnt															
lcbTotal																															
rgbid (variable)																															
...																															
rgbPadding (variable, optional)																															
...																															
blockTrailer																															
...																															
...																															

btype (1 byte): Block type; MUST be set to 0x01 to indicate an XBLOCK or XXBLOCK.

cLevel (1 byte): MUST be set to 0x02 to indicate and XXBLOCK.

cEnt (2 bytes): The count of BID entries in the XXBLOCK.

lcbTotal (4 bytes): Total count of bytes of all the external data stored in XBLOCKS under this XXBLOCK.

rgbid (variable): Array of BIDs that reference XBLOCKS. The size is equal to the number of entries indicated by **cEnt** multiplied by the size of a BID (8 bytes for Unicode PST files, 4 bytes for ANSI PST Files).

rgbPadding (variable, optional): This field is present if the total size of all of the other fields is not a multiple of 64. The size of this field is the smallest number of bytes required to make the size of the XXBLOCK a multiple of 64. Implementations MUST ignore this field.

blockTrailer (ANSI: 12 bytes; Unicode: 16 bytes): A **BLOCKTRAILER** structure (section [2.2.2.8.1](#)).

2.2.2.8.3.3 Subnode BTree

The subnode BTree collectively refers to all the elements that make up a subnode. The subnode BTree is a BTree that is made up of SIBLOCK and SLBLOCK structures, which contain SIENTRY and SLENTY structures, respectively. These structures are defined in the following sections.

2.2.2.8.3.3.1 SLBLOCKs

An SLBLOCK is a block that contains an array of SLENTYs. It is used to reference the subnodes of a node.

2.2.2.8.3.3.1.1 SLENTY (Leaf Block Entry)

SLENTY are records that refer to internal subnodes of a node.

Unicode:

0	1	2	3	4	5	6	7	8	9	10	1	2	3	4	5	6	7	8	9	20	1	2	3	4	5	6	7	8	9	30	1
nid																															
...																															
bidData																															
...																															
bidSub																															
...																															

ANSI:

0	1	2	3	4	5	6	7	8	9	10	1	2	3	4	5	6	7	8	9	20	1	2	3	4	5	6	7	8	9	30	1
nid																															
bidData																															
bidSub																															

nid (Unicode: 8 bytes; ANSI: 4 bytes): Local NID of the subnode. This NID is guaranteed to be unique only within the parent node.

bidData (Unicode: 8 bytes; ANSI: 4 bytes): The BID of the data block associated with the subnode.

bidSub (Unicode: 8 bytes; ANSI: 4 bytes): If nonzero, the BID of the subnode of this subnode.

2.2.2.8.3.3.1.2 SLBLOCK

Unicode:

0	1	2	3	4	5	6	7	8	9	10	11	12	13	14	15	16	17	18	19	20	21	22	23	24	25	26	27	28	29	30	31
btype								cLevel								cEnt															
dwPadding																															
rgentries (variable)																															
...																															
rgbPadding (variable, optional)																															
...																															
blockTrailer (16 bytes)																															
...																															

ANSI:

0	1	2	3	4	5	6	7	8	9	10	11	12	13	14	15	16	17	18	19	20	21	22	23	24	25	26	27	28	29	30	31
btype								cLevel								cEnt															
dwPadding																															
rgentries (variable)																															
...																															
rgbPadding (variable, optional)																															
...																															
blockTrailer																															
...																															
...																															

btype (1 byte): Block type; MUST be set to 0x02.

cLevel (1 byte): MUST be set to 0x00.

cEnt (2 bytes): The number of SLENTYs in the SLBLOCK. This value and the number of elements in the **rgentries** array MUST be non-zero. When this value transitions to zero, it is required for the block to be deleted.

dwPadding (4 bytes): Padding; MUST be set to zero.

rgentries (variable size): Array of **SLENTY** structures. The size is equal to the number of entries indicated by **cEnt** multiplied by the size of an **SLENTY** (24 bytes for Unicode PST files, 12 bytes for ANSI PST Files).

rgbPadding (optional, variable): This field is present if the total size of all of the other fields is not a multiple of 64. The size of this field is the smallest number of bytes required to make the size of the SLBLOCK a multiple of 64. Implementations MUST ignore this field.

blockTrailer (ANSI: 12 bytes; Unicode: 16 bytes): A **BLOCKTRAILER** structure (section [2.2.2.8.1](#)).

2.2.2.8.3.3.2 SIBLOCKS

An SIBLOCK is a block that contains an array of SIENTRYs. It is used to extend the number of subnodes that a node can reference by chaining SLBLOCKS.

2.2.2.8.3.3.2.1 SIENTRY (Intermediate Block Entry)

SIENTRY are intermediate records that point to SLBLOCKS.

Unicode:

0	1	2	3	4	5	6	7	8	9	10	1	2	3	4	5	6	7	8	9	20	1	2	3	4	5	6	7	8	9	30	1
nid																															
...																															
bid																															
...																															

ANSI:

0	1	2	3	4	5	6	7	8	9	10	1	2	3	4	5	6	7	8	9	20	1	2	3	4	5	6	7	8	9	30	1
nid																															
bid																															

nid (Unicode: 8 bytes; ANSI: 4 bytes): The key NID value to the next-level child block. This NID is only unique within the parent node. The NID is extended to 8 bytes in order for Unicode

PST files to follow the general convention of 8-byte indices (see section [2.2.2.7.7.4](#) for details).

bid (Unicode: 8 bytes; ANSI: 4 bytes): The BID of the SLBLOCK.

2.2.2.8.3.3.2.2 SIBLOCK

Unicode:

0	1	2	3	4	5	6	7	8	9	10	11	12	13	14	15	16	17	18	19	20	21	22	23	24	25	26	27	28	29	30	31
btype								cLevel								cEnt															
dwPadding																															
rgentries (variable)																															
...																															
rgbPadding (variable, optional)																															
...																															
blockTrailer (16 bytes)																															
...																															

ANSI:

0	1	2	3	4	5	6	7	8	9	10	11	12	13	14	15	16	17	18	19	20	21	22	23	24	25	26	27	28	29	30	31
btype								cLevel								cEnt															
dwPadding																															
rgentries (variable)																															
...																															
rgbPadding (variable, optional)																															
...																															
blockTrailer																															
...																															

btype (1 byte): Block type; MUST be set to 0x02.

cLevel (1 byte): MUST be set to 0x01.

cEnt (2 bytes): The number of SIENTRYs in the SIBLOCK.

dwPadding (4 bytes): Padding; MUST be set to zero.

rgentries (variable size): Array of SIENTRY structures. The size is equal to the number of entries indicated by **cEnt** multiplied by the size of an SIENTRY (16 bytes for Unicode PST files, 8 bytes for ANSI PST Files).

rgbPadding (optional, variable): This field is present if the total size of all of the other fields is not a multiple of 64. The size of this field is the smallest number of bytes required to make the size of the SIBLOCK a multiple of 64. Implementations MUST ignore this field.

blockTrailer (ANSI: 12 bytes; Unicode: 16 bytes): A **BLOCKTRAILER** structure (section [2.2.2.8.1](#)).

2.3 LTP Layer

The LTP layer builds on top of the NDB infrastructure to provide the structured storage elements that are required to represent complex messaging-related objects such as Folder objects, Message objects and Attachment objects.

The LTP defines a heap on an NDB node as well as a BTree that is defined within the heap structure.

The LTP uses these abstractions to further define property contexts and table contexts which represent collections of property-value pairs and tables consisting of rows of columns, respectively.

2.3.1 HN (Heap-on-Node)

The **Heap-on-Node** defines a standard heap over a node's data stream. Taking advantage of the flexible structure of the node, the organization of the heap data can take on several forms, depending on how much data is stored in the heap.

For heaps whose size exceed the amount of data that can fit in one data block, the first data block in the HN contains a full header record and a trailer record. With the exception of blocks that require an **HNBITMAPHDR** structure, subsequent data blocks only have an abridged header and a trailer. This is explained in more detail in the following sections. Because the heap is a structure that is defined at a higher layer than the NDB, the heap structures are written to the external data sections of data blocks and do not use any information from the data block's **NDB** structure.

2.3.1.1 HID

An **HID** is a 4-byte value that identifies an item allocated from the heap. The value is unique only within the heap itself. The following is the structure of an HID.

Unicode / ANSI:

0	1	2	3	4	5	6	7	8	9	10	11	12	13	14	15	16	17	18	19	20	1	2	3	4	5	6	7	8	9	30	1
hidType					hidIndex												hidBlockIndex														

hidType (5 bits): HID Type; MUST be set to 0 (NID_TYPE_HID) to indicate a valid HID.

hidIndex (11 bits): HID index. This is the 1-based index value that identifies an item allocated from the heap node. This value MUST NOT be zero.

hidBlockIndex (16 bits): This is the zero-based data block index. This number indicates the zero-based index of the data block in which this heap item resides.

2.3.1.2 HNHDR

The **HNHDR** record resides at the beginning of the first data block in the **HN** (an **HN** can span several blocks), which contains root information about the **HN**.

Unicode / ANSI:

0	1	2	3	4	5	6	7	8	9	10	11	12	13	14	15	16	17	18	19	20	21	22	23	24	25	26	27	28	29	30	31
ibHnpm																bSig								bClientSig							
hidUserRoot																															
rgbFillLevel																															

ibHnpm (2 bytes): The byte offset to the HN page Map record (section [2.3.1.5](#)), with respect to the beginning of the **HNHDR** structure.

bSig (1 byte): Block signature; MUST be set to 0xEC to indicate an HN.

bClientSig (1 byte): Client signature. This value describes the higher-level structure that is implemented on top of the HN. This value is intended as a hint for a higher-level structure and has no meaning for structures defined at the HN level. The following values are pre-defined for **bClientSig**. All other values not described in the following table are reserved and MUST NOT be assigned or used.

Value	Friendly name	Meaning
0x6C	bTypeReserved1	Reserved
0x7C	bTypeTC	Table Context (TC/HN)
0x8C	bTypeReserved2	Reserved
0x9C	bTypeReserved3	Reserved
0xA5	bTypeReserved4	Reserved
0xAC	bTypeReserved5	Reserved
0xB5	bTypeBTH	BTree-on-Heap (BTH)
0xBC	bTypePC	Property Context (PC/BTH)
0xCC	bTypeReserved6	Reserved

hidUserRoot (4 bytes): HID that points to the User Root record. The User Root record contains data that is specific to the higher level.

rgbFillLevel (4 bytes): Per-block Fill Level Map. This array consists of eight 4-bit values that indicate the fill level for each of the first 8 data blocks (including this header block). If the HN has fewer than 8 data blocks, then the values corresponding to the non-existent data blocks MUST be set to zero. The following table explains the values indicated by each 4-bit value.

Value	Friendly name	Meaning
0x0	FILL_LEVEL_EMPTY	At least 3584 bytes free / data block does not exist
0x1	FILL_LEVEL_1	2560-3584 bytes free
0x2	FILL_LEVEL_2	2048-2560 bytes free
0x3	FILL_LEVEL_3	1792-2048 bytes free
0x4	FILL_LEVEL_4	1536-1792 bytes free
0x5	FILL_LEVEL_5	1280-1536 bytes free
0x6	FILL_LEVEL_6	1024-1280 bytes free
0x7	FILL_LEVEL_7	768-1024 bytes free
0x8	FILL_LEVEL_8	512-768 bytes free
0x9	FILL_LEVEL_9	256-512 bytes free
0xA	FILL_LEVEL_10	128-256 bytes free
0xB	FILL_LEVEL_11	64-128 bytes free
0xC	FILL_LEVEL_12	32-64 bytes free
0xD	FILL_LEVEL_13	16-32 bytes free
0xE	FILL_LEVEL_14	8-16 bytes free
0xF	FILL_LEVEL_FULL	Data block has less than 8 bytes free

2.3.1.3 HNPAGEHDR

This is the header record used in subsequent data blocks of the HN that do not require a new Fill Level Map (see next section). This is only used when multiple data blocks are present.

Unicode / ANSI:

0	1	2	3	4	5	6	7	8	9	10	11	12	13	14	15	16	17	18	19	20	21	22	23	24	25	26	27	28	29	30	31
ibHnpm																															

ibHnpm (2 bytes): The bytes offset to the **HNPAGEMAP** record (section [2.3.1.5](#)), with respect to the beginning of the **HNPAGEHDR** structure.

2.3.1.4 HNBITMAPHDR

Beginning with the eighth data block, a new Fill Level Map is required. An HNBITMAPHDR fulfills this requirement. The Fill Level Map in the HNBITMAPHDR can map 128 blocks. This means that an HNBITMAPHDR appears at data block 8 (the first data block is data block 0) and thereafter every 128 blocks. (that is, data block 8, data block 136, data block 264, and so on).

Unicode / ANSI:

0	1	2	3	4	5	6	7	8	9	10	1	2	3	4	5	6	7	8	9	20	1	2	3	4	5	6	7	8	9	30	1
ibHnpm																rgbFillLevel (64 bytes)															
...																															

ibHnpm (2 bytes): The byte offset to the **HNPAGEMAP** record (section [2.3.1.5](#)) relative to the beginning of the **HNBITMAPHDR** structure.

rgbFillLevel (64 bytes): Per-block Fill Level Map. This array consists of one hundred and twenty-eight (128) 4-bit values that indicate the fill level for the next 128 data blocks (including this data block). If the HN has fewer than 128 data blocks after this data block, then the values corresponding to the non-existent data blocks **MUST** be set to zero. See **rgbFillLevel** in section [2.3.1.2](#) for possible values.

2.3.1.5 HNPAGEMAP

The **HNPAGEMAP** is the last item in the variable length data portion of the block immediately following the last heap item. There can be anywhere from 0 to 63 bytes of padding between the **HNPAGEMAP** and the block trailer. The beginning of the **HNPAGEMAP** is aligned on a 2-byte boundary so there can be an additional 1 byte of padding between the last heap item and the **HNPAGEMAP**.

The **HNPAGEMAP** structure contains the information about the allocations in the page. The **HNPAGEMAP** is located using the **ibHnpm** field in the **HNHDR**, **HNPAGEHDR** and **HNBITMAPHDR** records.

Unicode / ANSI:

0	1	2	3	4	5	6	7	8	9	10	1	2	3	4	5	6	7	8	9	20	1	2	3	4	5	6	7	8	9	30	1
cAlloc																cFree															
rgbAlloc (variable)																															
...																															

cAlloc (2 bytes): Allocation count. This represents the number of items (allocations) in the HN.

cFree (2 bytes): Free count. This represents the number of freed items in the HN.

rgibAlloc (variable): Allocation table. This contains **cAlloc** + 1 entries. Each entry is a WORD value that is the byte offset to the beginning of the allocation. An extra entry exists at the **cAlloc** + 1st position to mark the offset of the next available slot. Therefore, the nth allocation starts at offset **rgibAlloc[n]** (from the beginning of the HN header), and its size is calculated as **rgibAlloc[n + 1] - rgibAlloc[n]** bytes.

2.3.1.6 Anatomy of HN Data Blocks

The following diagram shows the organization of a **Heap** node.

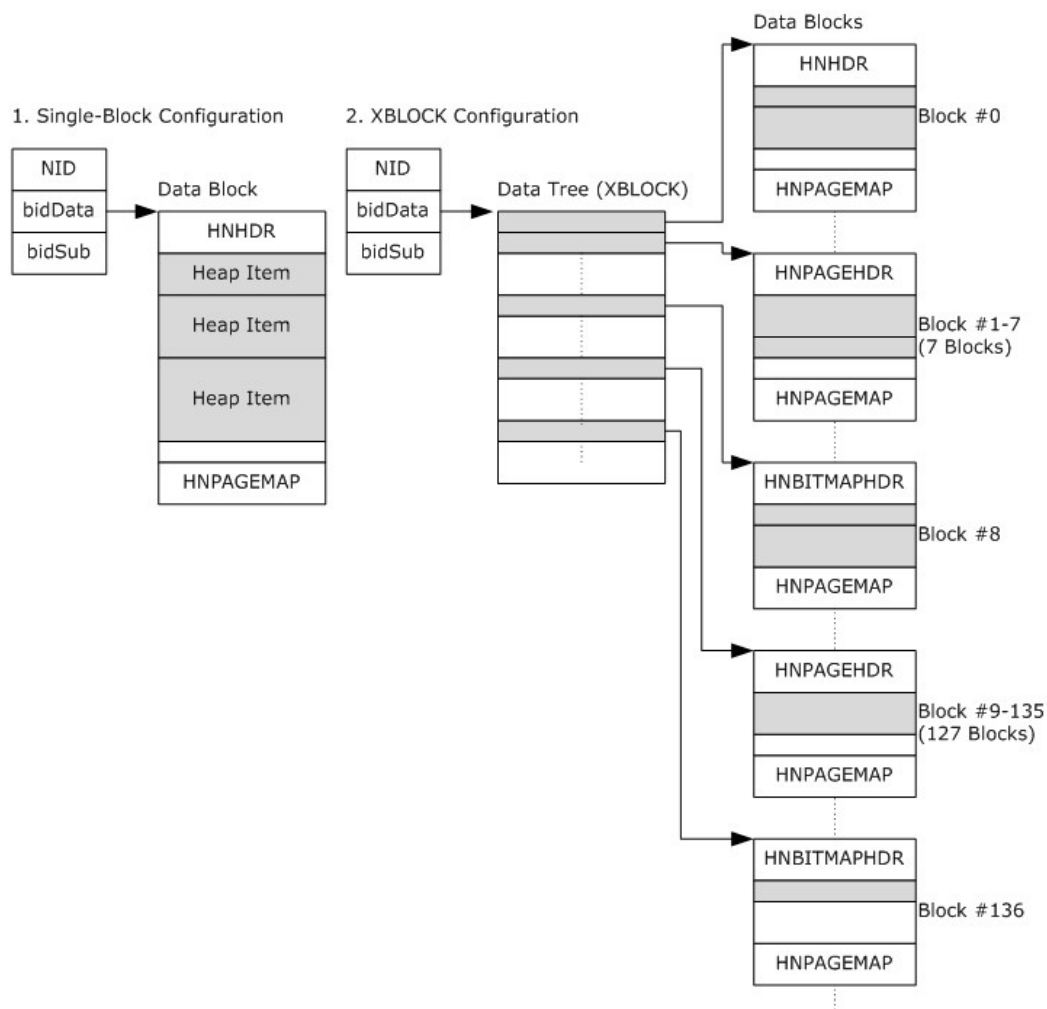


Figure 4: Data organization of a Heap node

This illustrates the data organization for an **HN** that consists of a single data block, and an **HN** that consists of multiple data blocks through the use of a data tree construct. Note that an **XXBLOCK** can be used if the space required exceeds the capacity of an **XBLOCK**.

2.3.1.6.1 Single-Block Configuration

The single-block **HN** consists of a single data block with an **HNHDR** header structure and an **HNPAGEMAP** trailer structure at the end. The diagram in section 2.3.1.6 also shows how all the items allocated from the heap are located in the space between the **HNHDR** and the **HNPAGEMAP** structures.

2.3.1.6.2 Data Tree Configuration

In the case of the multi-block **HN**, a data tree is used to fan out into multiple data blocks. An **XXBLOCK** is used if the **HN** exceeds the capacity of an **XBLOCK**, but the maximum number of blocks is 2 to the 16th power because of the 16-bit capacity of **hidBlockIndex** (section 2.3.1.1). The first data block is identical to the single-block case. Because the **HNHDR** has eight Fill Level Map slots, the next seven blocks only have the abbreviated **HNPAGEHDR** header structure. The eighth block, however, only has an **HNBITMAPHDR** header structure because a new Fill Level Map is needed. Because **HNBITMAPHDR** has 128 slots, it is only required once every 128 blocks thereafter. All the blocks in-between have the **HNPAGEHDR** header instead.

In terms of data arrangement, the data tree case is an extension to the single-block case, where individual heap items are allocated from the leaf data blocks in a similar manner.

2.3.2 BTree-on-Heap (BTH)

A **BTree-on-Heap** implements a classic BTree on a heap node. A BTH consists of several parts: A header, the BTree records, and optional BTree data. The following diagram shows a high-level schematic of a BTH.

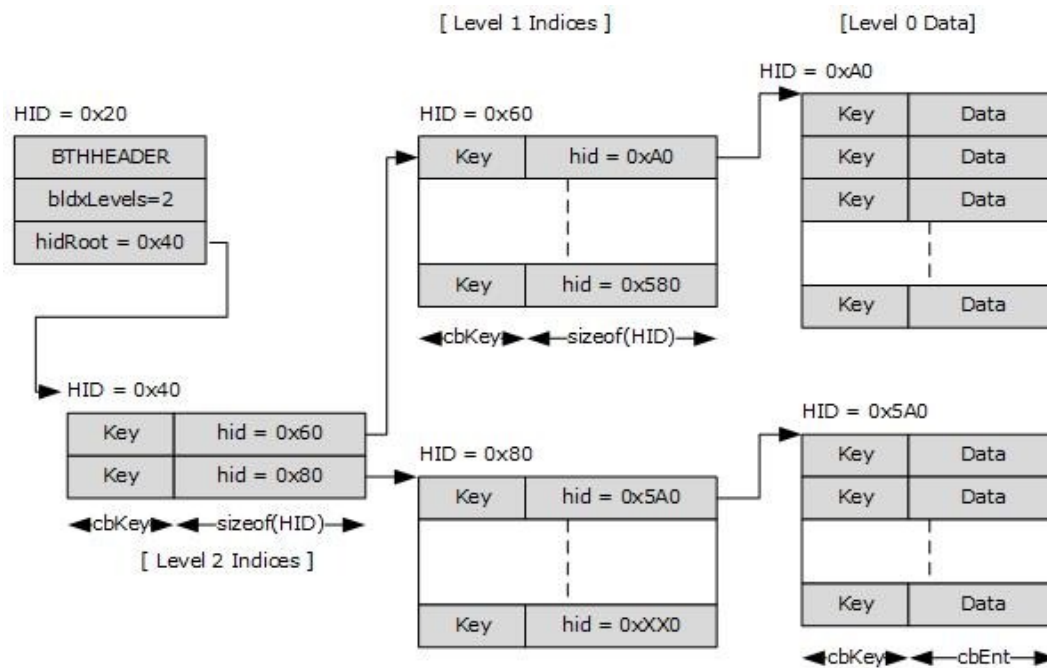


Figure 5: Data organization of a BTH

The preceding diagram shows a BTH with two levels of indices. The top-level index (Key, HID) value pairs actually point to heap items that contain the Level 1 Indices, which, in turn, point to heap

items that contain the leaf (Key, data) value pairs. Each of the six boxes in the diagram actually represents six separate items allocated out of the same HN, as indicated by their associated HIDs.

2.3.2.1 BTHHEADER

The BTHHEADER contains the BTH metadata, which instructs the reader how to access the other objects of the BTH structure.

Unicode / ANSI:

0	1	2	3	4	5	6	7	8	9	10	11	12	13	14	15	16	17	18	19	20	21	22	23	24	25	26	27	28	29	30	31	
bType									cbKey								cbEnt								bIdxLevels							
hidRoot																																

- bType (1 byte):** MUST be **bTypeBTH**.
- cbKey (1 byte):** Size of the **BTree Key** value, in bytes. This value MUST be set to 2, 4, 8, or 16.
- cbEnt (1 byte):** Size of the data value, in bytes. This MUST be greater than zero and less than or equal to 32.
- bIdxLevels (1 byte):** Index depth. This number indicates how many levels of intermediate indices exist in the **BTH**. Note that this number is zero-based, meaning that a value of zero actually means that the **BTH** has one level of indices. If this value is greater than zero, then its value indicates how many intermediate index levels are present.
- hidRoot (4 bytes):** This is the HID that points to the **BTH** entries for this **BTHHEADER**. The data consists of an array of **BTH** records. This value is set to zero if the **BTH** is empty.

2.3.2.2 Intermediate BTH (Index) Records

Index records do not contain actual data, but point to other index records or leaf records. The format of the intermediate index record is as follows. The number of index records can be determined based on the size of the heap allocation.

Unicode / ANSI:

0	1	2	3	4	5	6	7	8	9	10	11	12	13	14	15	16	17	18	19	20	21	22	23	24	25	26	27	28	29	30	31
key (variable)																															
...																															
hidNextLevel																															

- key (variable):** This is the **key** of the first record in the next level index record array. The size of the **key** is specified in the **cbKey** field in the corresponding BTHHEADER structure (section

[2.3.2.1](#)). The size and contents of the **key** are specific to the higher level structure that implements this BTH.

hidNextLevel (4 bytes): HID of the next level index record array. This contains the HID of the heap item that contains the next level index record array.

2.3.2.3 Leaf BTH (Data) Records

Leaf BTH records contain the actual data associated with each key entry. The BTH records are tightly packed (that is, byte-aligned), and each record is exactly **cbKey** + **cbEnt** bytes in size. The number of data records can be determined based on the size of the heap allocation.

Unicode / ANSI:

0	1	2	3	4	5	6	7	8	9	10	11	12	13	14	15	16	17	18	19	20	21	22	23	24	25	26	27	28	29	30	31
key (variable)																															
...																															
data (variable)																															
...																															

key (variable): This is the key of the record. The size of the **key** is specified in the **cbKey** field in the corresponding **BTHHEADER** structure(section [2.3.2.1](#)). The size and contents of the **key** are specific to the higher level structure that implements this **BTH**.

data (variable): This contains the actual data associated with the **key**. The size of the data is specified in the **cbEnt** field in the corresponding **BTHHEADER** structure. The size and contents of the data are specific to the higher level structure that implements this **BTH**.

2.3.3 Property Context (PC)

The Property Context is built directly on top of a BTH. The existence of a PC is indicated at the HN level, where **bClientSig** is set to **bTypePC**. Implementation-wise, the PC is simply a BTH with **cbKey** set to 2 and **cbEnt** set to 6 (see section [2.3.3.3](#)). The following section explains the layout of a PC BTH record.

Each property is stored as an entry in the BTH. Accessing a specific property is just a matter of searching the BTH for a key that matches the **property identifier** of the desired property, as the following data structure illustrates.

2.3.3.1 Accessing the PC BTHHEADER

The BTHHEADER structure of a PC is accessed through the **hidUserRoot** of the HNHDR structure of the containing HN.

2.3.3.2 HNID

An HNID is a 32-bit hybrid value that represents either an HID or an NID. The determination is made by examining the **hidType** (or equivalently, **nidType**) value. The HNID refers to an HID if the **hidType** is NID_TYPE_HID. Otherwise, the HNID refers to an NID.

An HNID that refers to an HID indicates that the item is stored in the data block. An HNID that refers to an NID indicates that the item is stored in the subnode block, and the NID is the local NID under the subnode where the raw data is located.

2.3.3.3 PC BTH Record

Unicode / ANSI:

0	1	2	3	4	5	6	7	8	9	10	11	12	13	14	15	16	17	18	19	20	21	22	23	24	25	26	27	28	29	30	31
wPropId																wPropType															
dwValueHnid																															

wPropId (2 bytes): Property ID, as specified in [\[MS-OXCDATA\]](#) section 2.9. This is the upper 16 bits of the property tag value. This is a manifestation of the BTH record (section [2.3.2.3](#)) and constitutes the key of this record.

wPropType (2 bytes): Property type. This is the lower 16 bits of the property tag value, which identifies the type of data that is associated with the property. The complete list of property type values and their data sizes are specified in [\[MS-OXCDATA\]](#) section 2.11.1.

dwValueHnid (4 bytes): Depending on the data size of the property type indicated by **wPropType** and a few other factors, this field represents different values. The following table explains the value contained in **dwValueHnid** based on the different scenarios. In the event where the **dwValueHnid** value contains an HID or NID (section [2.3.3.2](#)), the actual data is stored in the corresponding heap or subnode entry, respectively.

Variable size?	Fixed data size	NID_TYPE(dwValueHnid) == NID_TYPE_HID?	dwValueHnid
N	<= 4 bytes	-	Data Value
	> 4 bytes	Y	HID
Y	-	Y	HID (<= 3580 bytes)
		N	NID (subnode, > 3580 bytes)

2.3.3.4 Multi-Valued Properties

Multi-valued (MV) properties are properties that contain an array of values. A Multi-Valued property can be derived from any basic property type, for example: **PtypInteger32**, **PtypGuid**, **PtypString**, **PtypBinary** ([\[MS-OXCDATA\]](#) section 2.11.1). The value of an MV property is stored using an HNID, and is encoded in a packed binary format. The following explains the data format for Multi-valued properties:

2.3.3.4.1 MV Properties with Fixed-size Base Type

When an MV property contains elements of fixed size, such as **PtypInteger32** or **PtypGuid**, the data layout is very straightforward. The number of elements present is determined by dividing the size of the heap or node data size by the size of the data type. Each data element is aligned with respect to its own data type, which results in a tightly-packed array of elements.

For example, if the HID points to an allocation of 64 bytes, and the Fixed-size type is a **PtypInteger64** (8 bytes), then the number of items in the MV property is $64 / 8 = 8$ items. The size of the heap or node data MUST be an integer multiple of the data type size.

2.3.3.4.2 MV Properties with Variable-size Base Type

When the MV property contains variable-size elements, such as **PtypBinary**, **PtypString**, or **PtypString8**, the data layout is more complex. The following is the data format of a multi-valued property with variable-size base type.

Unicode / ANSI:

0	1	2	3	4	5	6	7	8	9	10	11	12	13	14	15	16	17	18	19	20	21	22	23	24	25	26	27	28	29	30	31
ulCount																															
rgulDataOffsets (variable)																															
...																															
rgDataItems (variable)																															
...																															

ulCount (4 bytes): Number of data items in the array.

rgulDataOffsets (variable): An array of ULONG values that represent offsets to the start of each data item for the MV array. Offsets are relative to the beginning of the MV property data record. The length of the Nth data item is calculated as: **rgulOffsets[N+1] - rgulOffsets[N]**, with the exception of the last item, in which the total size of the MV property data record is used instead of rgulOffsets[N+1].

rgDataItems (variable): A byte-aligned array of data items. Individual items are delineated using the **rgulOffsets** values.

2.3.3.5 PtypObject Properties

When a property of type **PtypObject** is stored in a PC, the **dwValueHnid** value described in section [2.3.3.3](#) points to a heap allocation that contains a structure that defines the size and location of the object data.

Unicode / ANSI:

0	1	2	3	4	5	6	7	8	9	10	11	12	13	14	15	16	17	18	19	20	21	22	23	24	25	26	27	28	29	30	31
Nid																															
ulSize																															

Nid (4 bytes): The subnode identifier that contains the object data.

ulSize (4 bytes): The total size of the object.

2.3.3.6 Anatomy of a PC

The following diagram provides a visual representation how the various storage scenarios play out in a PC.

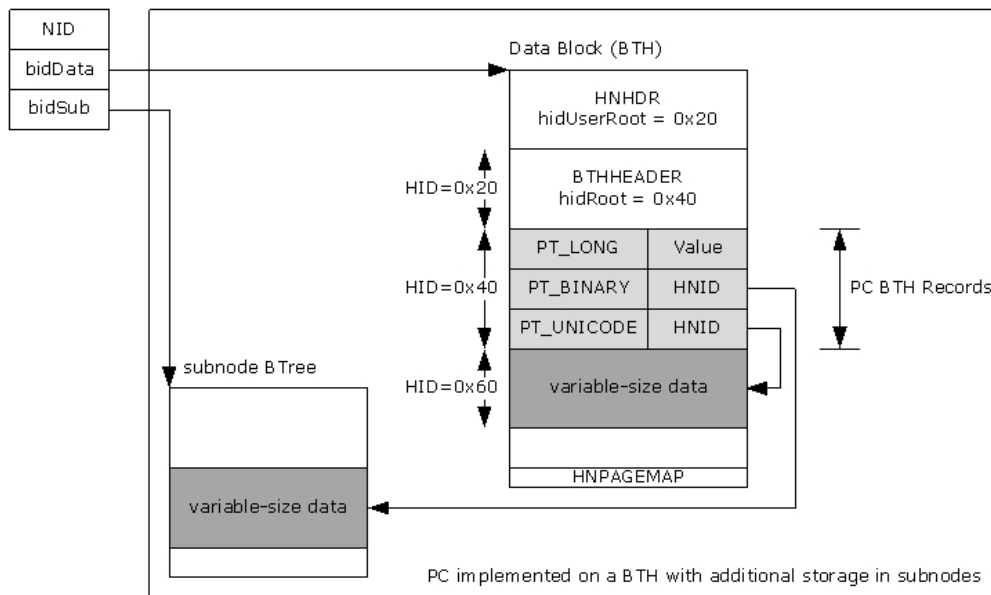


Figure 6: Data organization of a property context

This example shows a PC that is represented using a single data block and the subnode. For a small **BTH**, a subnode is not used. The data block points to an **HN**, which in turn contains a **BTH** that is built on top of an **HN** as shown. For a PC, the **hidUserRoot** of the **HN** points to the **BTHHEADER** (allocated from the heap with **HID** set to 0x20). The **hidRoot** of the **BTHHEADER** points to the array of PC BTH records, which is also allocated from the heap (with **HID** set to 0x40).

The property-value pairs in the PC **BTH** records are stored using the rules described in the previous sections. For a 32-bit **PtypInteger32** ([MS-OXCDATA] section 2.11.1) property, the value is stored inline. For variable-size properties such as strings and binary BLOBs, an **HNID** is used to reference the data location. For the **PtypString** ([MS-OXCDATA] section 2.11.1) case, the data fits into the available space in the heap, and therefore is stored in the heap (HNID=0x60).

In the **PtypBinary** ([MS-OXCDATA] section 2.11.1) case, because the BLOB is too large to fit within the heap (larger than 3580 bytes), the subnode is used to store the data. In this case, the value of

HNID is set to the subnode **NID** that contains the binary data. Note that the subnode structure in the diagram is significantly simplified for illustrative purposes.

2.3.4 Table Context (TC)

A Table Context represents a table with rows of columns. From an implementation perspective, a TC is a complex, composite structure that is built on top of an HN. The presence of a TC is indicated at both the NDB and LTP Layers. At the NDB Layer, a TC is indicated through one of the special NID_TYPES, and at the LTP Layer, a value of **bTypeTC** for **bClientSig** in the HNHEADER structure is reserved for TCs. The underlying TC data is separated into 3 entries: a header with Column descriptors, a RowIndex (a nested BTH), and the actual table data (known as the Row Matrix).

The Row Matrix contains the actual row data for the TC. New rows are appended to the end of the Row Matrix, which means that the rows are not sorted in any meaningful manner. To provide a way to efficiently search the Row Matrix for a particular data row, each TC also contains an embedded BTH, known as the RowIndex, to provide a 32-bit "primary index" for the Row Matrix. Each 32-bit value is a key that uniquely identifies a row within the Row Matrix.

In practice, the Row Matrix is stored in a subnode because of its typical size, but in rare cases, a TC can fit into a single data block if it is small enough. To facilitate navigation between rows, each row of data is of the same size, and the size is stored in the TCINFO header structure (section [2.3.4.1](#)). To further help with data packing and alignment, the data values are grouped according to its corresponding data size. DWORD and ULONGLONG values are grouped first, followed by WORD-sized data, and then byte-sized data. The TCINFO structure contains an array of offsets that points to the starting offset of each group of data.

The TC also includes a construct known as a Cell Existence Bitmap (CEB), which is used to denote whether a particular column in a particular row actually "exists". A CEB is present at the end of each row of data in the Row Matrix that indicates which columns in that row exists and which columns don't exist.

The following diagram depicts the various elements of a TC, and how they relate to each other.

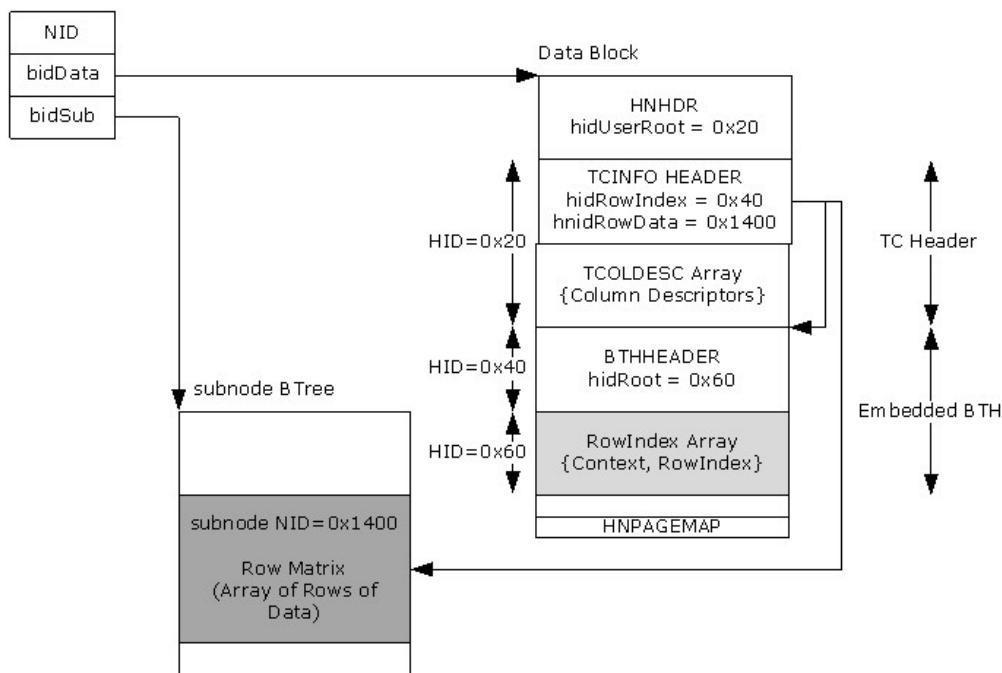


Figure 7: Data organization of a Table Context

The preceding example illustrates a typical TC arrangement, where the metadata is stored in the main data block (a data tree can be used if the TC is large), and the RowMatrix is stored in the corresponding subnode. Note that the numerical values used in the example are for reference purposes only.

The **hidUserRoot** of the HNHDR points to the TC header, which is allocated from the heap with `HID=0x20`. The TC header contains a TCINFO structure, followed by an array of column descriptors. The TCINFO structure contains pointers that point to the RowIndex (**hidRowIndex**) and The Row Matrix (`hnidRowData`). The RowIndex is allocated off the heap, whereas the Row Matrix is stored in the subnode (in rare cases where the TC is very small, the Row Matrix can be stored in a heap allocation instead). Note that the subnode structure in the diagram is significantly simplified for illustrative purposes.

The next sections describe actual data structures associated with Table Contexts:

2.3.4.1 TCINFO

TCINFO is the header structure for the TC. The TCINFO is accessed using the **hidUserRoot** field in the HNHDR structure of the containing HN. The header contains the column definitions and other relevant data.

Unicode / ANSI:

0	1	2	3	4	5	6	7	8	9	10	11	12	13	14	15	16	17	18	19	20	21	22	23	24	25	26	27	28	29	30	31
bType										cCols										rgib											

...	
...	hidRowIndex
...	hnidRows
...	hidIndex
...	rgTCOLDESC (variable)
...	

bType (1 byte): TC signature; MUST be set to **bTypeTC**.

cCols (1 byte): Column count. This specifies the number of columns in the TC.

rgib (8 bytes): This is an array of 4 16-bit values that specify the offsets of various groups of data in the actual row data. The application of this array is specified in section [2.3.4.4](#), which covers the data layout of the Row Matrix. The following table lists the meaning of each value:

Index	Friendly name	Meaning of rgib[Index] value
0	TCI_4b	Ending offset of 8- and 4-byte data value group.
1	TCI_2b	Ending offset of 2-byte data value group.
2	TCI_1b	Ending offset of 1-byte data value group.
3	TCI_bm	Ending offset of the Cell Existence Block.

hidRowIndex (4 bytes): HID to the Row ID BTH. The Row ID BTH contains (RowID,RowIndex) value pairs that correspond to each row of the TC. The RowID is a value that is associated with the row identified by the RowIndex, whose meaning depends on the higher level structure that implements this TC. The RowIndex is the zero-based index to a particular row in the Row Matrix.

hnidRows (4 bytes): HNID to the Row Matrix (that is, actual table data). This value is set to zero if the TC contains no rows.

hidIndex (4 bytes): Deprecated. Implementations SHOULD ignore this value, and creators of a new PST MUST set this value to zero.

rgTCOLDESC (variable): Array of Column Descriptors. This array contains **cCol** entries of type **TCOLDESC** structures that define each TC column. The entries in this array MUST be sorted by the tag field of **TCOLDESC**.

2.3.4.2 TCOLDESC

The **TCOLDESC** structure describes a single column in the TC, which includes metadata about the size of the data associated with this column, as well as whether a column exists, and how to locate the column data from the Row Matrix.

Unicode / ANSI:

0	1	2	3	4	5	6	7	8	9	10	11	12	13	14	15	16	17	18	19	20	21	22	23	24	25	26	27	28	29	30	31
tag																															
ibData																cbData								iBit							

tag (4 bytes): This field specifies that 32-bit tag that is associated with the column.

ibData (2 bytes): Data Offset. This field indicates the offset from the beginning of the row data (in the Row Matrix) where the data for this column can be retrieved. Because each data row is laid out the same way in the Row Matrix, the Column data for each row can be found at the same offset.

cbData (1 byte): Data size. This field specifies the size of the data associated with this column (that is, "width" of the column), in bytes per row. However, in the case of variable-sized data, this value is set to the size of an HNID instead. This is explained further in section [2.3.4.4](#).

iBit (1 byte): Cell Existence Bitmap Index. This value is the 0-based index into the CEB bit that corresponds to this Column. A detailed explanation of the mapping mechanism will be discussed in section [2.3.4.4.1](#).

2.3.4.3 TheRowIndex

The **hnidRowID** member in **TCINFO** points to an embedded BTH that contains an array of (**dwRowID**, **dwRowIndex**) value pairs, which provides a 32-bit primary index for searching the Row Matrix. Simply put, the RowIndex maps **dwRowID**, a unique identifier, to the index of a particular row in the Row Matrix.

The **RowIndex** itself is a generic mechanism to provide a 32-bit primary key and therefore it is up to the implementation to decide what value to use for the primary key. However, an NID value is used as the primary key because of its uniqueness within a PST.

The following is the layout of the BTH data record used in the **RowIndex**.

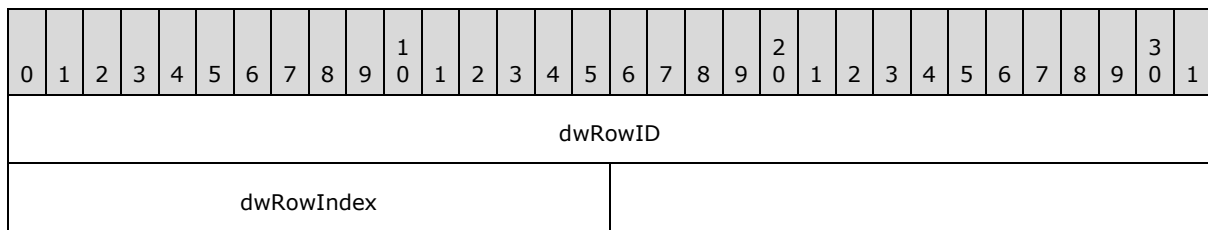
2.3.4.3.1 TCROWID

The **TCROWID** structure is a manifestation of the BTH data record (section [2.3.2.3](#)). The size of the **TCROWID** structure varies depending on the version of the PST. For the Unicode PST, each record in the BTH are 8 bytes in size, where **cbKey** is set to 4 and **cEnt** is set to 4. For an ANSI PST, each record is 6 bytes in size, where **cbKey** is set to 4 and **cEnt** is set to 2. The following is the binary layout of the **TCROWID** structure.

Unicode:

0	1	2	3	4	5	6	7	8	9	10	11	12	13	14	15	16	17	18	19	20	21	22	23	24	25	26	27	28	29	30	31
dwRowID																															
dwRowIndex																															

ANSI:



dwRowID (4 bytes): This is the 32-bit primary key value that uniquely identifies a row in the Row Matrix.

dwRowIndex (Unicode: 4 bytes; ANSI: 2 bytes): The 0-based index to the corresponding row in the Row Matrix. Note that for ANSI PSTs, the maximum number of rows is 2^{16} .

2.3.4.4 Row Matrix

The Row Matrix contains the actual data for the rows and columns of the TC. The data is physically arranged in rows; each row contains the data for each of its columns. Each row of column data in the Row Matrix is of the same size and is arranged in the same layout, and the size of each row is specified in the **rgib[TCI_bm]** value in the TCINFO header structure.

However, in many cases, the Row Matrix is larger than 8 kilobytes and therefore cannot fit in a single data block, which means that a data tree is used to store the Row Matrix in separate data blocks. This means that the row data is partitioned across two or more data blocks and needs special handling considerations.

The design of a TC dictates that each data block MUST store an integral number of rows, which means that rows cannot span across two blocks, and that each block MUST start with a fresh row. This also means that in order for a client to access a particular row in the Row Matrix, it first calculates how many rows fit in a block, and calculates the row index within that block at which the row data is located. The general formula to calculate the block index and row index for the N^{th} row are as follows:

RowsPerBlock = $\text{Floor}((\text{sizeof}(\text{block}) - \text{sizeof}(\text{BLOCKTRAILER})) / \text{TCINFO.rgib}[\text{TCI_bm}])$

BlockIndex = $N / \text{RowsPerBlock}$

RowIndex = $N \% \text{RowsPerBlock}$

Where $\text{sizeof}(\text{block})$ is 8192 bytes.

The following diagram illustrates how the data in the Row Matrix is organized.

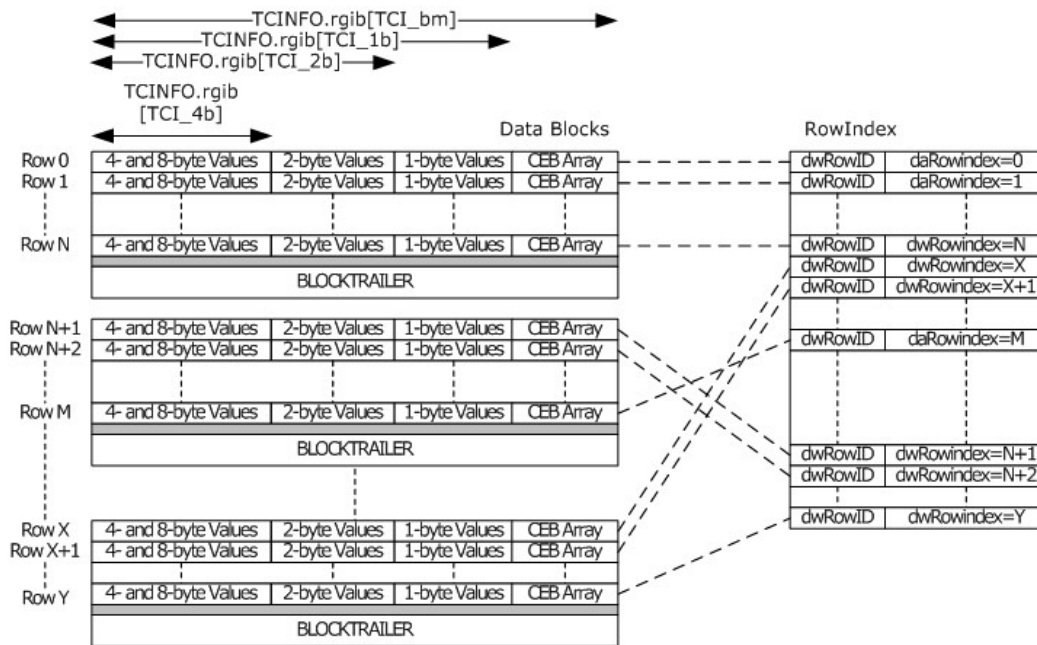


Figure 8: Data organization of the Row Matrix

In addition to showing the data organization of the Row Matrix, this diagram also illustrates how the rows in the RowIndex relate to the row data in the Row Matrix. As illustrated by the crossing of dotted lines between the two structures, the Row Matrix data is unsorted, which makes searching inefficient. The RowIndex, which is implemented using an embedded BTH indexed by **dwRowID**, provides the primary search key to lookup specific rows in the Row Matrix.

It is also worth noting that because of the fact that partial rows are not allowed, there might be unused space at the end of the data block (shaded in gray in the diagram). Readers MUST ignore any such "dead space" and MUST NOT interpret its contents.

2.3.4.4.1 Row Data Format

The following is the organization of a single row of data in the Row Matrix. Rows of data are tightly-packed in the Row Matrix, and the size of each data row is **TCINFO.rgib[TCI_bm]** bytes. The following constraints exist for the columns within the structure.

1. Columns MUST be sorted
2. **PidTagLtpRowId** must be assigned **iBit** == 0
3. **PidTagLtpRowId** must be assigned **ibData** == 0
4. **PidTagLtpRowVer** must be assigned **iBit** == 1
5. **PidTagLtpRowVer** must be assigned **ibData** == 4
6. For any other columns, **iBit** can change/be any valid value (other than 0 and 1)
7. For any other columns, **ibData** can be any valid value

Unicode / ANSI:

0	1	2	3	4	5	6	7	8	9	10	11	12	13	14	15	16	17	18	19	20	21	22	23	24	25	26	27	28	29	30	31
dwRowID																															
rgdwData (variable)																															
...																															
rgwData (variable)																															
...																															
rgbData (variable)																															
...																															
rgbCEB (variable)																															
...																															

dwRowID (4 bytes): The 32-bit value that corresponds to the **dwRowID** value in this row's corresponding **TCROWID** record. Note that this value corresponds to the **PidTagLtpRowId** property.

rgdwData (variable): 4-byte-aligned **Column** data. This region contains data with a size that is a multiple of 4 bytes. The types of data stored in this region are 4-byte and 8-byte values.

rgwData (variable): 2-byte-aligned **Column** data. This region contains data that are 2 bytes in size.

rgbData (variable): Byte-aligned **Column** data. This region contains data that are byte-sized.

rgbCEB (variable): Cell Existence Block. This array of bits comprises the CEB, in which each bit corresponds to a particular Column in the current row. The mapping between CEB bits and actual Columns is based on the **iBit** member of each **TCOLDESC** (section [2.3.4.2](#)), where an **iBit** value of zero maps to the MSB of the 0th byte of the CEB array (`rgCEB[0]`). Subsequent **iBit** values map to the next less-significant bit until the LSB is reached, where the subsequent **iBit** can be found in the MSB of the next byte in the CEB array and the process repeats itself. Programmatically, the Cell Existence Bit that corresponds to **iBit** can be extracted as follows:

```
BOOL fCEB = !(rgCEB[iBit / 8] & (1 << (7 - (iBit % 8))));
```

Space is reserved for a column in the Row Matrix, regardless of the corresponding CEB bit value for that column. Specifically, an **fCEB** bit value of **TRUE** indicates that the corresponding column value in the Row matrix is valid and should be returned if requested. However, an **fCEB** bit value of **false** indicates that the corresponding column value in the Row matrix is "not set" or "invalid". In this case, the property **MUST** be "not found" if requested.

The size of **rgCEB** is `CEIL(TCINFO.cCols / 8)` bytes. Extra lower-order bits **SHOULD** be ignored. Creators of a new PST **MUST** set the extra lower-order bits to zero.

2.3.4.4.2 Variable-sized Data

With respect to the TC, variable-sized data is defined as any data type that allows a variable size (such as strings), or any fixed-size data type that exceeds 8 bytes (for example, a GUID). In the case of variable-sized data, the actual data is stored elsewhere in the heap or in a subnode, and the HNID that references the data is stored the corresponding **rgdwData** slot instead. The following is a list of the property types that are stored using an HNID. A complete list of property types is specified in [\[MS-OXCDATA\]](#) section 2.11.1.

- **PtypString**
- **PtypString8**
- **PtypBinary**
- **PtypObject**
- **PtypGuid**
- All multi-valued types

The following table illustrates the handling of fixed- and variable-sized data in the TC (see section [2.3.3.2](#) for determining if an HNID is an HID or an NID).

Variable size?	Fixed data size	NID_TYPE(dwValueHnid) == NID_TYPE_HID?	rgdwData value
N	<= 8 bytes*	-	Data value
	> 8 bytes*	Y	HID
Y	-	Y	HID (<= 3580 bytes)
		N	NID (subnode, > 3580 bytes)

This contrasts with the PC in that the TC stores 8-byte values inline (in **rgdwData**), whereas a PC would use an HNID for any data that exceeds 4-bytes in size.

2.3.4.4.3 Cell Existence Test

Despite the existence of the CEB, the size of each row of column data is still the same for every row. This means that a data slot exists for a column, whether or not the column exists for that row. Because the data slot of a non-existent column contains random values, third-party implementations MUST first check the CEB to determine if a column exists, and only process the column data if the column exists. This prevents any confusion resulting from interpreting invalid data from non-existent columns. Implementations MUST set the value of a non-existent column to zero.

2.4 Messaging Layer

The Messaging layer is a high-level layer that exposes functionality provided in the LTP Layer through Messaging semantics. Instead of primitive Property and Table Contexts, the Messaging Layer exposes objects in terms of message store, Folder objects, Message objects and Attachment objects, and defines the composite structures for each of these objects, as well as defines the rules that interrelate these objects with each other.

2.4.1 Special Internal NIDs

This section focuses on a special NID_TYPE: NID_TYPE_INTERNAL (0x01). As specified in section [2.2.2.1](#), the **nidType** of an NID is ignored by the NDB Layer, and is left for the interpretation by higher level implementations.

In the Messaging layer, nodes with various **nidType** values are also used to build related structures that collectively represent complex structures (for example, a Folder object is a composite object that consists of a PC and three TCs of various **nidType** values). In addition, the Messaging layer also uses NID_TYPE_INTERNAL to define special NIDs that have special functions.

Because top-level NIDs are globally-unique within a PST, it follows that each instance of a special NID can only appear once in a PST. The following table lists all predefined internal NIDs.

Value	Friendly name	Meaning
0x21	NID_MESSAGE_STORE	Message store node (section 2.4.3).
0x61	NID_NAME_TO_ID_MAP	Named Properties Map (section 2.4.7).
0xA1	NID_NORMAL_FOLDER_TEMPLATE	Special template node for an empty Folder object.
0xC1	NID_SEARCH_FOLDER_TEMPLATE	Special template node for an empty search Folder object.
0x122	NID_ROOT_FOLDER	Root Mailbox Folder object of PST.
0x1E1	NID_SEARCH_MANAGEMENT_QUEUE	Queue of Pending Search-related updates.
0x201	NID_SEARCH_ACTIVITY_LIST	Folder object NIDs with active Search activity.
0x241	NID_RESERVED1	Reserved.
0x261	NID_SEARCH_DOMAIN_OBJECT	Global list of all Folder objects that are referenced by any Folder object's Search Criteria.
0x281	NID_SEARCH_GATHERER_QUEUE	Search Gatherer Queue (section 2.4.8.5.1).
0x2A1	NID_SEARCH_GATHERER_DESCRIPTOR	Search Gatherer Descriptor (section 2.4.8.5.2).
0x2E1	NID_RESERVED2	Reserved.
0x301	NID_RESERVED3	Reserved.
0x321	NID_SEARCH_GATHERER_FOLDER_QUEUE	Search Gatherer Folder Queue (section 2.4.8.5.3).

2.4.2 Properties

A property is the basic unit of information in the Messaging layer. Each property consists of a property tag, and a value. The property tag consists of a property identifier, which identifies the property, and a property type, which identifies the type of data associated with the property.

2.4.2.1 Standard Properties

This document assumes the reader is already familiar with the concept of properties, and does not delve into details about properties beyond what is required to describe how properties are stored and handled in the PST file format. Property definitions are specified in [\[MS-OXPROPS\]](#).

2.4.2.2 Named Properties

Named properties are a special type of properties which reside in a reserved range of property identifier values (that is, WORD values between 0x8000 and 0x8FFF). Named properties, unlike standard properties, have names and meanings that are context-specific.

The assignment of named property identifiers is sequential and starts from 0x8000. The first named property in the message store has a property identifier of 0x8000, followed by 0x8001, and so on. A mapping exists to map these property identifiers to property names. Note that a named property only maps a property identifier to a property name (which is a (GUID, Value) pair), but it says nothing about the data type of the named property. The data type of the named property is specified in property tag when the property is actually used (or stored). The effective scope of named properties is limited to the current PST only. In other words, the same named property identifier (for example, 0x8003) might map to different properties in different PSTs.

There are two ways to map a named property identifier (NPID) to a property name, the first way is to associate the NPID to a (GUID, string) value pair, and the second way is to associate the NPID to a (GUID, NameID) value pair. Each PST contains a special construct to provide the mapping between NPIDs to their property names. The technical details of this mapping mechanism are quite involved, and is presented in section [2.4.7](#).

2.4.2.3 Calculated Properties

Calculated properties are properties that are well-known to the public but are not physically stored in the PST as individual properties. Instead, these properties are derived or calculated in one way or another using other properties and other existing data. A detailed account of all the calculated properties and how they are evaluated can be found in section [2.5](#).

2.4.3 Message Store

At the PST level, the message store is the root of the PST, which is the rough equivalent of the top of a Mailbox. The message store contains the top-level PST settings and metadata that are required to access and manage the PST contents.

At the LTP Level, the message store is implemented as a regular PC. At the NDB Layer, the message store is identified with a special internal NID value of NID_MESSAGE_STORE (0x21) (see section [2.4.1](#)). Any valid PST MUST have exactly one message store node.

2.4.3.1 Minimum Set of Required Properties

The following properties MUST be present in any valid message store PC.

Property identifier	Property type	Friendly name	Description
0x0FF9	PtypBinary	PidTagRecordKey	Record key. This is the Provider UID of this PST.
0x3001	PtypString	PidTagDisplayName	Display name of PST
0x35E0	PtypBinary	PidTagIpmSubTreeEntryId	EntryID of the Root Mailbox Folder object
0x35E3	PtypBinary	PidTagIpmWastebasketEntryId	EntryID of the Deleted Items Folder object

Property identifier	Property type	Friendly name	Description
0x35E7	PtypBinary	PidTagFinderEntryId	EntryID of the search Folder object

2.4.3.2 Mapping between EntryID and NID

Objects in the message store are accessed externally using **EntryIDs** ([\[MS-OXCDATA\]](#) section 2.2), where within the PST, objects are accessed using their respective NIDs. The following explains the layout of the ENTRYID structure, which is used to map between an NID and its EntryID:

Unicode / ANSI:

0	1	2	3	4	5	6	7	8	9	10	11	12	13	14	15	16	17	18	19	20	21	22	23	24	25	26	27	28	29	30	31
rgbFlags																															
uid (16 bytes)																															
...																															
nid																															

rgbFlags (4 bytes): Flags; each of these bytes MUST be initialized to zero.

uid (16 bytes): The provider UID of this PST, which is the value of the **PidTagRecordKey** property in the message store. If this property does not exist, the PST client MAY generate a new unique ID, or reject the PST as invalid.

nid (4 bytes): This is the corresponding NID of the underlying node that represents the object.

The corresponding NID of an EntryID can be directly extracted from the EntryID structure. In addition, the NID_TYPE of the NID can be further verified to ensure that the type of node (for example, NID_TYPE_NORMAL_MESSAGE) actually matches the type of object being referenced. Also, as a further verification mechanism, implementations can compare the **uid** field against the **PidTagRecordKey** property in the message store to ensure the EntryID actually refers to an item in the current PST. This is particularly useful if the implementation supports opening more than one PST at a time.

Conversely, the procedure for converting an NID to an **EntryID** simply involves constructing the **ENTRYID** structure from the NID and the PST Provider UID (**PidTagRecordKey**).

2.4.3.3 PST Password Security

PST files support a password-protect feature that requires an end user to enter a pre-defined password before the PST can be opened. In practice, the PST password is just implemented at the UI level, meaning that the password is only required to gain access of the PST through the UI. The password itself is not used to secure the PST data in any way.

Specifically, the CRC-32 hash of the password text is stored in the **PidTagPstPassword** property in the PC associated with NID_MESSAGE_STORE, and if the property exists and is nonzero,

implementations SHOULD prompt the end user for a password, compute the CRC-32 hash of the user password, and verify it against the value stored in **PidTagPstPassword**. Implementations MUST enforce the PST Password check if a nonzero value for **PidTagPstPassword** is set in the message store. Further discussion on PST Password Security can be found in section [4.2](#).

2.4.4 Folders

Folder objects are hierarchical containers that are used to create a storage hierarchy for the message store. In the PST architecture, a single root Folder object exists at the top of the message store, from which an arbitrarily complex hierarchy of Folder objects descends to provide structured storage for all the Messaging objects.

At the LTP level, a Folder object is a composite entity that is represented using four LTP constructs. Specifically, each Folder object consists of one PC, which contains the properties directly associated with the Folder object, and three TCs for information about the contents, hierarchy and other associated information of the Folder object. Some Folder objects MAY have additional nodes that pertain to Search, which is discussed in section [2.4.8.6](#).

At the NDB level, the 4 LTP constructs are persisted as 4 separate top-level nodes (that is, 4 different NIDs). For identification purposes, the **nidIndex** portion for each of the NIDs is the same to indicate that these nodes collectively make up a Folder object. However, each of the 4 NIDs has a different **nidType** value to differentiate their respective function. The following diagram indicates the relationships among these elements.

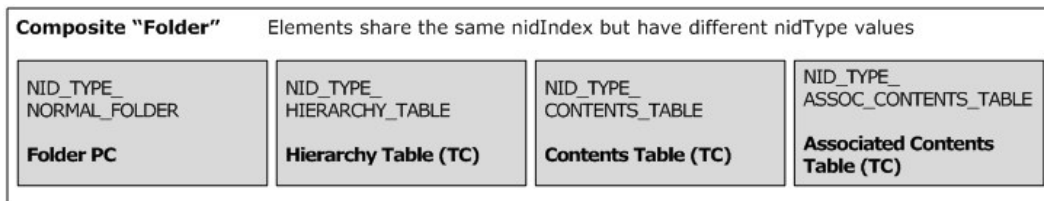


Figure 9: Components of a Folder object

The following sections explain the structure and function of each of the 4 composite elements of a Folder object,

2.4.4.1 Folder object PC

The Folder object PC is a PC that contains the immediate properties of the Folder object. The NID of a Folder object PC MUST have an **NID_TYPE** of **NID_TYPE_NORMAL_FOLDER**.

2.4.4.1.1 Property Schema of a Folder object PC

The default property schema of a Folder object is specified in [\[MS-OXCFOLD\]](#) and [\[MS-OXPROPS\]](#). However, the following properties MUST be present in any valid Folder object PC.

Property identifier	Property type	Friendly name	Description
0x3001	PtypString	PidTagDisplayName	Display name of the Folder object.
0x3602	PtypInteger32	PidTagContentCount	Total number of items in the Folder object.
0x3603	PtypInteger32	PidTagContentUnreadCount	Number of unread items in the

Property identifier	Property type	Friendly name	Description
			Folder object.
0x360A	PtypBoolean	PidTagSubfolders	Whether the Folder object has any sub-Folder objects.

2.4.4.1.2 Locating the Parent Folder object

The **nidParent** member in a Folder object PC node contains the NID of its parent Folder object. This allows efficient recursive traversal of parent Folder objects by only accessing the Folder object PC node of each Folder object.

2.4.4.2 Folder Template Tables

The PST has the notion of folder template tables, which are blank TCs (that is, no data rows) with a set of columns. A folder template table exists for each of the three Folder object TCs (**Hierarchy**, **Contents**, and folder associated information (FAI)), and the folder template table serves two purposes:

- Defines the default column schema for each Folder object TC.
- Specifies which columns to copy from the child object into the TC.

In the first case, whenever a new Folder object is created, each of the folder template table TCs is duplicated into the new Folder object, which defines the default set of columns for each of the Folder object TCs. For the second case, when a new child object is created under the Folder object (for example, sub-Folder object, Message object, and so on), the default columns determine which properties of the child object is to be copied into the TC row.

2.4.4.3 Data Duplication and Coherency Maintenance

It follows from the previous sections that information in each row of the Folder object TC are duplicates of properties in a child object. While this duplication of information allows efficient enumeration of sub-objects without having to enumerate and examine the sub-object nodes one-by-one, this duplication of information also requires additional effort to keep both copies of the information in sync. Implementations **MUST** ensure that changes to the underlying child object are correctly reflected in the parent Folder object TC.

2.4.4.4 Hierarchy Table

The hierarchy table is implemented as a TC. The NID of a hierarchy table **MUST** have an NID_TYPE of NID_TYPE_HIERARCHY_TABLE. Its function is to list the immediate sub-Folder objects of the Folder object. Note that the hierarchy table only contains sub-Folder object information. Information about Message objects stored in the Folder object is stored in the Contents Table (section [2.4.4.5](#)) instead.

2.4.4.4.1 Hierarchy Table Template

Each PST **MUST** have one hierarchy table template, which is identified with an NID value of NID_HIERARCHY_TABLE_TEMPLATE (0x60D). The hierarchy table template defines the set of columns for every new hierarchy table that is created. The hierarchy table template **MUST** have no data rows, and **MUST** contain the following property columns. The list of columns below represent

the required properties, and different versions of Outlook may add additional properties to the template.

Property identifier	Property type	Friendly name	Description	Copied?
0x3001	PtypString	PidTagDisplayName	Display name of sub-Folder object. This property has an alternate name of PidTagDisplayName_W .	Y
0x3602	PtypInteger32	PidTagContentCount	Total number of items in the Folder object.	Y
0x3603	PtypInteger32	PidTagContentUnreadCount	Number of unread items in the Folder object.	Y
0x360A	PtypBoolean	PidTagSubfolders	Whether the Folder object has any sub-Folder objects.	Y
0x3613	PtypBinary	PidTagContainerClass	Container class of the sub-Folder object.	Y
0x67F2	PtypInteger32	PidTagLtpRowId	LTP Row ID.	Y
0x67F3	PtypInteger32	PidTagLtpRowVer	LTP Row Version.	Y

The right-most column indicates whether the property is copied from the child Folder object PC into the hierarchy TC row when a new child Folder object is created.

2.4.4.4.2 Locating Sub-Folder Object Nodes

The **RowIndex** (section [2.3.4.3](#)) of the hierarchy table TC provides a mechanism for efficiently locating immediate sub-Folder objects. The **dwRowIndex** field represents the 0-based sub-Folder object row in the Row Matrix, whereas the **dwRowID** value represents the NID of the sub-Folder object node that corresponds to the row specified by RowIndex. For example, if a TCROWID is: "{**dwRowID**=0x8022, **dwRowIndex**=3 }", the sub-Folder object NID that corresponds to the fourth (first being 0th) sub-Folder object row in the Row Matrix is 0x8022.

2.4.4.5 Contents Table

The contents table is a TC node that is identified with an NID_TYPE of NID_TYPE_CONTENTS_TABLE. Its function is to list the Message objects in the Folder object.

2.4.4.5.1 Contents Table Template

Each PST MUST have one contents table template, which is identified with an NID value of NID_CONTENTS_TABLE_TEMPLATE (0x60E). The contents table template MUST have no data rows, and MUST contain the property columns described in the following table. These properties represent ONLY the required properties; additional properties may be added by newer versions of Outlook.

Property identifier	Property type	Friendly name	Description	Copied?
0x0017	PtypInteger32	PidTagImportance	Importance	Y
0x001A	PtypString	PidTagMessageClassW	Message class	Y

Property identifier	Property type	Friendly name	Description	Copied?
0x0036	PtypInteger32	PidTagSensitivity	Sensitivity	Y
0x0037	PtypString	PidTagSubjectW	Subject	Y
0x0042	PtypString	PidTagSentRepresentingNameW	Sender representative name	Y
0x0057	PtypBoolean	PidTagMessageToMe	Whether recipient is in To: line	Y
0x0058	PtypBoolean	PidTagMessageCcMe	Whether recipient is in Cc: line	Y
0x0E03	PtypString	PidTagDisplayCcW	Cc: line	Y
0x0E04	PtypString	PidTagDisplayToW	To: line	Y
0x0E06	PtypTime	PidTagMessageDeliveryTime	Message delivery timestamp	Y
0x0E07	PtypInteger32	PidTagMessageFlags	Message flags	Y
0x0E08	PtypInteger32	PidTagMessageSize	Message size	Y
0x0E17	PtypInteger32	PidTagMessageStatus	Message status	Y
0x67F2	PtypInteger32	PidTagLtpRowId	LTP row ID	Y
0x67F3	PtypInteger32	PidTagLtpRowVer	LTP row version	Y

The right-most column indicates whether the property is copied from the Message object PC into the Contents TC row when a new Message object is created.

2.4.4.5.2 Locating Message Object Nodes

The **RowIndex** (section [2.3.4.3](#)) of the contents table TC provides an efficient mechanism to locate the Message object PC node of every Message object in the Folder object. The **dwRowIndex** field represents the 0-based Message object row in the Row Matrix, whereas the **dwRowID** value represents the NID of the Message object node that corresponds to the row specified by **RowIndex**. For example, if a TCROWID is "{ **dwRowID**=0x200024, **dwRowIndex**=3 }", the NID that corresponds to the fourth (first being 0th) Message object row in the Row Matrix is 0x200024.

2.4.4.6 FAI Contents Table

The FAI contents table is a TC node identified with an NID_TYPE of NID_TYPE_ASSOC_CONTENTS_TABLE. Its function is to list the FAI Message objects in the Folder object.

2.4.4.6.1 FAI Contents Table Template

Each PST MUST have one FAI contents table template, which is identified with an NID value of NID_ASSOC_CONTENTS_TABLE_TEMPLATE (0x60F). The FAI contents table template MUST have no data rows, and MUST contain the following property columns.

Property identifier	Property type	Friendly name	Description	Copied?
0x001A	PtypString	PidTagMessageClass	Message class. And it has an alternate name PidTagMessageClass_W.	Y
0x0E07	PtypInteger32	PidTagMessageFlags	Message flags.	Y
0x0E17	PtypInteger32	PidTagMessageStatus	Message status.	Y
0x3001	PtypString	PidTagDisplayName	Display name. And it has an alternate name PidTagDisplayName_W.	Y
0x67F2	PtypInteger32	PidTagLtpRowId	LTP row ID.	Y
0x67F3	PtypInteger32	PidTagLtpRowVer	LTP row version.	Y
0x6800	PtypString	PidTagOfflineAddressBookName	OAB name. And it has an alternate name PidTagOfflineAddressBookName_W.	Y
0x6803	PtypBoolean	PidTagSendOutlookRecallReport	Send recall report.	Y
0x6805	PtypMultipleInteger32	PidTagOfflineAddressBookTruncatedProperties	OAB truncated properties.	Y
0x7003	PtypInteger32	PidTagViewDescriptorFlags	View descriptor flags.	Y
0x7004	PtypBinary	PidTagViewDescriptorLinkTo	View descriptor link.	Y
0x7005	PtypBinary	PidTagViewDescriptorViewFolder	View descriptor Folder object.	Y
0x7006	PtypString	PidTagViewDescriptorName	View descriptor name.	Y
0x7007	PtypInteger32	PidTagViewDescriptorVersion	View descriptor version.	Y

2.4.4.7 Anatomy of a Folder Hierarchy

The following diagram links all the Folder object concepts together by illustrating how each element interrelates with each other.

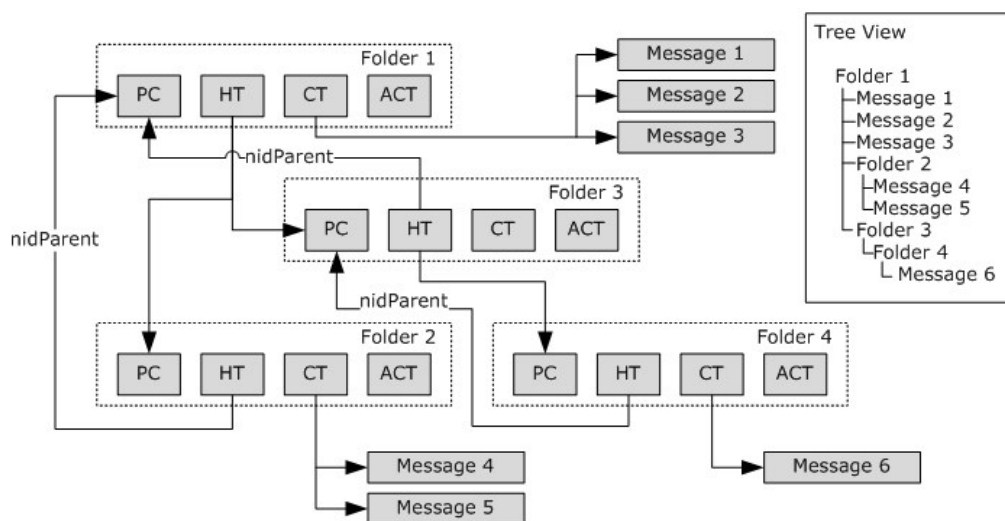


Figure 10: Anatomy of a Folder hierarchy

The preceding example illustrates how the various elements of a Folder object work together to represent a Folder object hierarchy. The equivalent "tree view" of the hierarchy is indicated on the right.

At the top of the hierarchy is Folder object 1, which contains 3 Message objects and 2 sub-Folder objects. The PC contains all the properties associated with Folder object 1, where the hierarchy table (HT) contains information about the 2 sub-Folder objects: Folder object 2 and Folder object 3. The information about the 3 Message objects in the Folder object, however, is stored in the contents table (CT). While not shown, the FAI contents table contains FAI Message objects that pertain to Folder object 1. For more information about FAI Message objects, see [\[MS-OXCMSG\]](#) section 1.3.2. In addition, the **RowIndex** of Folder object 1's HT contains the necessary NID mappings that enable navigation from Folder object 1 to Folder objects 2 and 3. The relationship applies recursively to Folder object 2 and Folder object 3, and eventually, to Folder object 4, as shown in the preceding diagram.

Note the use of the **nidParent** field in the hierarchy table node to point back to the NID of the parent Folder object. Also note that all arrows eventually point to the Folder object PC node, whose NID can be replaced with different NID_TYPES to access the other TCs.

2.4.4.8 Implications of Modifying a Folder Template Table

Modifying the list of columns in a folder template table TC impacts the column list of the corresponding Folder object TC for Folder objects created subsequent to the modification. The modification **SHOULD NOT** impact Folder objects that were created prior to the modification. Implementations **MUST NOT** remove columns from a template Table that is part of its original template Table definition.

Implementations **MUST NOT** create data rows in a folder template table.

2.4.4.9 Implications of Modifying a Folder Object TC

In general, columns can be added to existing Folder object TCs. Any new columns added to a Folder object TC **MUST** also be copied from the child object, if the property exists in the child object,

otherwise, the new column is marked as non-existent for that particular row. Implementations MUST also make sure that the information in the TC is kept in sync with the underlying child objects.

Implementations MUST NOT remove columns from a TC (that is, remove a TCOLDEF).

2.4.5 Message Objects

A Message object is a composite structure, but unlike a Folder object, all the data of a Message object is contained in a single top-level node (that is, accessed through a single top-level NID). Both the data block and subnode are used in a Message object node, where the data block contains a PC structure that contains the immediate properties of the Message object, and the subnode contains a number of composite structures that contain information such as the Recipient List and Attachment objects, if any.

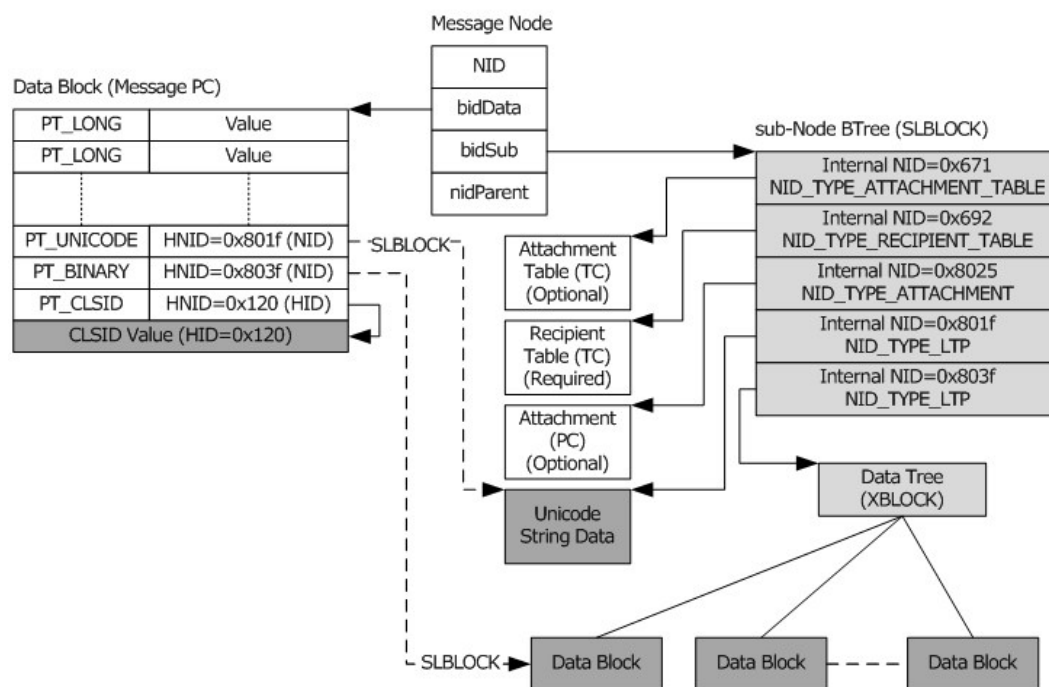


Figure 11: Components of a Message object

The preceding diagram is an illustration of the various components of a Message object node. The data block contains the Message object PC, which contains the properties associated with this Message object. The subnode of the Message object can contain a number of objects, such as: a Recipient Table TC, an optional Attachment Table TC, optional Attachment object PCs, as well as variable-size data from the Message object PC that cannot fit directly into the Message object PC heap. The subnode BTree contains an array of subnodes that are identified using internal NIDs (that is, unique within the Message object node only). The contents of each subnode are identified primarily by the NID_TYPE. The following table lists the NID_TYPES that can be found in the subnode of a Message object node.

NID_TYPE	Description	Required?
NID_TYPE_RECIPIENT_TABLE	The subnode is a Message Recipient Table.	Y

NID_TYPE	Description	Required?
NID_TYPE_ATTACHMENT_TABLE	The subnode is an Attachment Table (optional).	N
NID_TYPE_ATTACHMENT	The subnode is an Attachment object.	N
NID_TYPE_LTP	The subnode contains raw LTP data for the Message PC.	N

2.4.5.1 Message Object PC

The Message object PC is a standard Property Context structure that contains the properties associated with the Message object. Message object PC nodes are identified with an NID_TYPE of NID_TYPE_NORMAL_MESSAGE.

2.4.5.1.1 Property Schema of a Message Object PC

Message objects have a rather complicated set of schemas and are out of the scope of discussion of this document. However, the basic property schema of a general Message object is specified in [\[MS-OXCMMSG\]](#), [\[MS-OXOMSG\]](#) and [\[MS-OXPROPS\]](#). From the PST perspective, the following properties MUST be present in any valid Message object PC.

Property identifier	Property type	Friendly name	Description
0x001A	PtypString	PidTagMessageClass	Message class. And it has an alternate name PidTagMessageClassW.
0x0E07	PtypInteger32	PidTagMessageFlags	Message flags.
0x0E08	PtypInteger32	PidTagMessageSize	Message size.
0x0E17	PtypInteger32	PidTagMessageStatus	Message status.
0x3007	PtypTime	PidTagCreationTime	Creation time.
0x3008	PtypTime	PidTagLastModificationTime	Last modification time.
0x300B	PtypBinary	PidTagSearchKey	Message Search Key.

2.4.5.2 Locating the Parent Folder Object of a Message Object

Message objects are not stand-alone entities and therefore each Message object belongs to a parent Folder object. Similar to Folder objects, the **nidParent** member of the Message object node (see the diagram in section [2.4.6.3](#)) contains the NID of the immediate parent Folder object PC of the Message object. This allows efficient moving of Message objects from one Folder object to another simply by updating the **nidParent** to point to the new parent.

2.4.5.3 Recipient Table

The Recipient Table is a standard Table Context structure that is identified with an NID_TYPE of NID_TYPE_RECIPIENT_TABLE. With the exception of the recipient table template a Recipient Table resides in the subnode of a Message object node. It contains the list of Recipients of the Message object (one row per Recipient). A Recipient Table MUST exist for any Message object.

2.4.5.3.1 Recipient Table Template

Each PST MUST have one recipient table template, which is identified with an NID value of NID_RECIPIENT_TABLE (0x692). The recipient table template defines the set of columns for every new Recipient Table that is created. The recipient table template MUST have no data rows, and MUST contain the following property columns.

Property identifier	Property type	Friendly name	Description
0x0c15	PtypInteger32	PidTagRecipientType	Type of recipient.
0x0E0F	PtypBoolean	PidTagResponsibility	Handling Responsibility.
0x0FF9	PtypBinary	PidTagRecordKey	Record Key.
0x0FFE	PtypInteger32	PidTagObjectType	Recipient Object type.
0x0FFF	PtypBinary	PidTagEntryID	EntryID of the recipient.
0x3001	PtypString	PidTagDisplayName	Display name of the recipient. And it has an alternate name PidTagDisplayName_W.
0x3002	PtypString	PidTagAddressType	Type of recipient address.
0x3003	PtypString	PidTagEmailAddress	E-mail address of recipient.
0x300B	PtypBinary	PidTagSearchKey	Search Key.
0x3900	PtypInteger32	PidTagDisplayType	Display type.
0x39FF	PtypString	PidTag7BitDisplayName	7-bit Display name.
0x3A40	PtypBoolean	PidTagSendRichInfo	Send Rich info for recipient.
0x67F2	PtypInteger32	PidTagLtpRowId	LTP Row ID.
0x67F3	PtypInteger32	PidTagLtpRowVer	LTP Row Version.

2.4.5.3.2 Message Object Recipient Tables

Recipient Tables in actual Message objects contain all the columns in the recipient table template, plus a number of extra properties about its Recipients. Recipient properties are specified in [\[MS-OXPROPS\]](#).

2.4.6 Attachment Objects

An Attachment object is an arbitrary binary object that can be associated with (that is, attached to) a Message object. As illustrated in the diagram in section [2.4.6.3](#), Attachment objects are stored in the subnode of a Message object node, and are therefore only accessible through the Message object node.

A Message object keeps track of its Attachment objects using an optional Attachment Table in its subnode. The Attachment Table is said to be optional because it only exists if a Message object has at least one Attachment object. The presence of Attachment objects is indicated in **PidTagMessageFlags** property in the Message object. The presence of Attachment objects is indicated by the MSGFLAG_HASATTACH (0x10) bit set to "1" in **PidTagMessageFlags**. If

Attachment objects are present, then the Attachment Table can be accessed by scanning the subnode BTree of the Message object subnode to locate a subnode whose NID is NID_ATTACHMENT_TABLE. Each Message object MUST have at most one Attachment Table.

While the Attachment Table lists all the Attachment objects of a Message object, The actual Attachment objects are stored in separate subnodes in the Message object (see the diagram in section [2.4.6.3](#)). Attachment object subnodes are easily identified by having an NID_TYPE of NID_TYPE_ATTACHMENT. Each Attachment object subnode contains a PC with all the properties of the Attachment object, including a property that contains the actual binary data of the Attachment object. The number of Attachment object subnodes MUST match the number of rows in the Attachment Table.

2.4.6.1 Attachment Table

The Attachment Table is a standard TC structure where each of its rows maps to an Attachment object. Each row contains sufficient metadata to identify or display a representation of the Attachment object, but the full Attachment object data is stored in a separate subnode. The Attachment table is optional, and can be absent from Message objects that do not contain any Attachment objects.

2.4.6.1.1 Attachment Table Template

Each PST MUST have one attachment table template, which is identified with an NID value of NID_ATTACHMENT_TABLE (0x671). The attachment table template defines the set of columns for every new Attachment Table that is created. The attachment table template MUST have no data rows, and MUST contain the following property columns.

Property identifier	Property type	Friendly name	Description
0x0E20	PtypInteger32	PidTagAttachmentSize	Size of Attachment object.
0x3704	PtypString	PidTagAttachFilenameW	File name of Attachment object.
0x3705	PtypInteger32	PidTagAttachMethod	Attachment method.
0x370B	PtypInteger32	PidTagRenderingPosition	Rendering position of Attachment object.
0x67F2	PtypInteger32	PidTagLtpRowId	LTP Row ID.
0x67F3	PtypInteger32	PidTagLtpRowVer	LTP Row Version.

2.4.6.1.2 Message Object Attachment Tables

Attachment Tables in actual Message objects contain all the columns in the attachment table template, plus a number of extra properties about its Attachment object. Attachment object properties are specified in [\[MS-OXCMSG\]](#) and [\[MS-OXPROPS\]](#).

2.4.6.1.3 Locating Attachment Object Nodes from the Attachment Table

Each row in the Attachment Table maps to an Attachment object subnode in the same way that a Folder object contents table maps its rows to Message object nodes (see section [2.4.4.5.2](#)). The Attachment Table uses the **RowIndex** in the TC to map rows to Attachment object subnodes. In particular, each **dwRowID** value contains the subnode NID of the Attachment object subnode that corresponds to the row specified by **dwRowIndex**.

2.4.6.2 Attachment Object PC

An Attachment object PC is a subnode with an NID_TYPE of NID_TYPE_ATTACHMENT, which contains all the information about an Attachment object. Because of the size of most Attachment objects being quite large, the binary data of the Attachment objects are stored in the subnode of the Attachment object node (which is itself a subnode of the Message object node), and often, a data tree is used to store the binary content. The number of Attachment object subnodes in a Message object MUST equal the number of rows in the Attachment Table.

2.4.6.2.1 Property Schema of an Attachment Object PC

The basic property schema of a general Message object is specified in [\[MS-OXCMSG\]](#) and [\[MS-OXPROPS\]](#). From the PST perspective, the following properties MUST be present in any valid Attachment object PC.

Property identifier	Property type	Friendly name	Description
0x0E20	PtypInteger32	PidTagAttachmentSize	Size of Attachment object.
0x3705	PtypInteger32	PidTagAttachMethod	Attachment method.
0x370B	PtypInteger32	PidTagRenderingPosition	Rendering position of Attachment object.

2.4.6.2.2 Attachment Data

The actual binary content of an attachment (if any) is stored in **PidTagAttachDataBinary**. However, if the attachment is itself a message, the data is stored in **PidTagAttachDataObject**. In this case, the **nid** value of the **PtypObject** property structure defined in section [2.3.3.5](#) is a subnode which is a fully formed message as described in section [2.4.5](#) – with the exception that such attached messages are not located in the NBT and do not have a parent folder.

2.4.6.3 Relationship between Attachment Table and Attachment objects

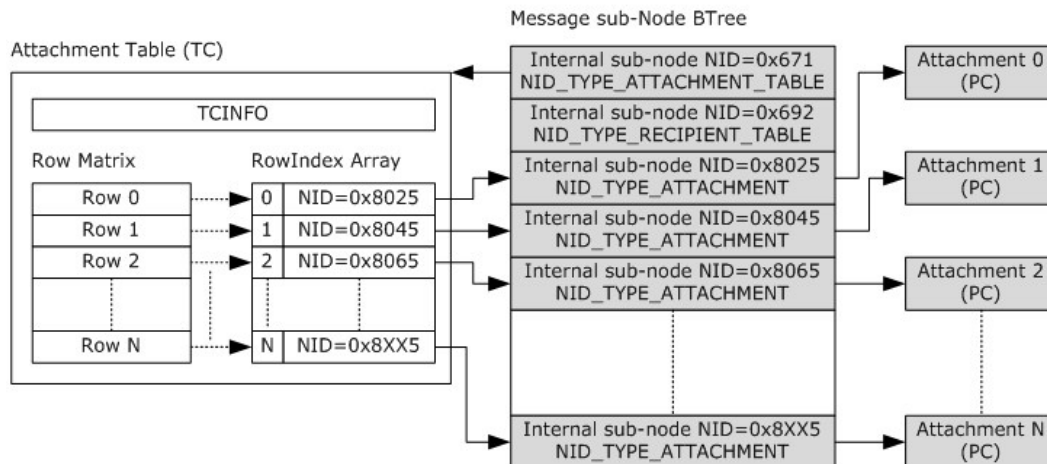


Figure 12: Relationship between Attachment table and Attachment objects

The preceding diagram depicts the mapping between rows in the Attachment Table and the actual Attachment object subnodes using the **RowIndex** to obtain the subnode NID, and then using the subnode BTree records to locate the BIDs associated with each Attachment object PC.

2.4.7 Named Property Lookup Map

The mapping between NPIDs and property names is done using a special Name-to-ID-Map in the PST, with a special NID of NID_NAME_TO_ID_MAP (0x61). There is one Name-to-ID-Map per PST. From an implementation point of view, the Name-to-ID-Map is a standard PC with some special properties. Specifically, the properties in the PC do not refer to real property identifiers, but instead point to specific data sections of the Name-to-ID-Map.

A named property is identified by a (GUID, identifier) value pair, otherwise known as the property name. The identifier can be a string or a 16-bit numerical value. The GUID value identifies the **property set** to which the property name is associated. Well-known property names and a list of property set GUIDs are specified in [\[MS-OXPROPS\]](#).

The Name-to-ID-Map (NPMAP) consists of several components: an Entry Stream, a GUID Stream, a String Stream, and a hash table to expedite searching. The following are the data structures used for the NPMAP.

2.4.7.1 NAMEID

Each NAMEID record corresponds to a named property. The contents of the NAMEID record can be interpreted in two ways, depending on the value of the N bit.

Unicode / ANSI:

0	1	2	3	4	5	6	7	8	9	10	1	2	3	4	5	6	7	8	9	20	1	2	3	4	5	6	7	8	9	30	1
dwPropertyID																															
N	wGuid															wPropIdx															

dwPropertyID (4 bytes): If the **N** field is 1, this value is the byte offset into the **String** stream in which the string name of the property is stored. If the **N** field is 0, this value contains the value of numerical name.

N (1 bit): Named property identifier type. If this value is 1, the named property identifier is a string. If this value is 0, the named property identifier is a 16-bit numerical value.

wGuid (15 bits): GUID index. If this value is 1 or 2, the named property's GUID is one of 2 well-known GUIDs. If this value is greater than 2, this value is the index plus 3 into the GUID Stream where the GUID associated with this named property is located. The following table explains how the **wGuid** value works.

wGuid	Friendly name	Description
0x0000	NAMEID_GUID_NONE	No GUID (N=1).
0x0001	NAMEID_GUID_MAPI	The GUID is PS_MAPI ([MS-OXPROPS] section 1.3.2).

wGuid	Friendly name	Description
0x0002	NAMEID_GUID_PUBLIC_STRINGS	The GUID is PS_PUBLIC_STRINGS ([MS-OXPROPS] section 1.3.2).
0x0003	N/A	GUID is found at the $(N-3) * 16$ byte offset in the GUID Stream.

wPropIdx (2 bytes): Property index. This is the ordinal number of the named property, which is used to calculate the NPID of this named property. The NPID of this named property is calculated by adding 0x8000 to **wPropIndex**.

2.4.7.2 GUID Stream

The GUID Stream is a flat array of 16-byte GUID values that contains the GUIDs associated with all the property sets used in all the named properties in the PST. The Entry Stream is stored as a single property in the PC with the property tag **PidTagNameidStreamGuid**.

For each NAMEID record, the **wGuid** field is used to locate the GUID that is associated with the named property. Because each GUID represents a property set that can contain many related properties, it is therefore quite common to have multiple NAMEID records referring to the same GUID.

2.4.7.3 Entry Stream

The Entry Stream is a flat array of NAMEID records that represent all the named properties in the PST. The Entry Stream is stored as a single property in the PC with the property tag **PidTagNameidStreamEntry**.

2.4.7.4 The String Stream

The String Stream is a packed list of strings that is used for all the named properties in the PST. The String Stream is stored as a single property in the PC with the property tag **PidTagNameidStreamString**.

The String Stream contains a string Name for every NAMEID record whose N bit is set to 1. The corresponding value in **dwPropertyID** is the byte offset to the beginning of the corresponding Name string in the String Stream. The Name string is in Unicode format, even for ANSI PSTs. Each string is preceded by the a DWORD giving the length of the string, in bytes. NAMEID records given the offset of this length DWORD. Padding is also added to the end of each string, so each length/string pair ends on a 4 byte boundary. The strings are not null terminated.

2.4.7.5 Hash Table

The NPMAP has a hash table to expedite searches without having to scan the various streams. The hash table is mostly used in avoiding duplicates when attempting to add a new named property. The hash table consists of a number of properties in the PC, including a special property that contains the bucket count, and the hash buckets, each bucket being a separate property.

The bucket count is stored in the property **PidTagNameidBucketCount**. This property contains the number of hash buckets in the hash table. The value of this property SHOULD be 251 (0xFB). Implementations, however, MUST consult **PidTagNameidBucketCount** to obtain the actual bucket count.

Hash buckets start at the property identifier of **PidTagNameidBucketBase**, and are assigned sequentially. The hash bucket property identifiers range from 0x1000 to (0x1000 + (bucket count - 1)).

Given any NAMEID record, the bucket selection is determined using the following formula:

```
NAMEID nameid = { ... };ULONG *pul = (ULONG *)&nameid;ULONG ulBucket = ((pul[0] ^ (pul[1] & 0xFFFF)) % BucketCount);
```

Each hash bucket contains a flat array of slightly modified NAMEID records. The fields are interpreted as specified in section [2.4.7.1](#), with the following exception. When the **N** field is set to "1", the **dwPropertyID** field contains the CRC32 value of the corresponding string in the String Stream. This is used to quickly identify potential name matches or collisions when searching and inserting named properties, respectively. Note that because of the many-to-one properties of the CRC32 hash, a matching CRC32 value merely indicates the potential of a Name match. An exact match is determined by checking the actual strings.

The individual records within the bucket are not sorted in any particular order so it is necessary to scan all the records in the bucket to determine if a match is present.

2.4.7.6 Data Organization of the Name-to-ID Map

The following diagram depicts how the various elements of the NPMAP relate to each other, and the two mapping scenarios.

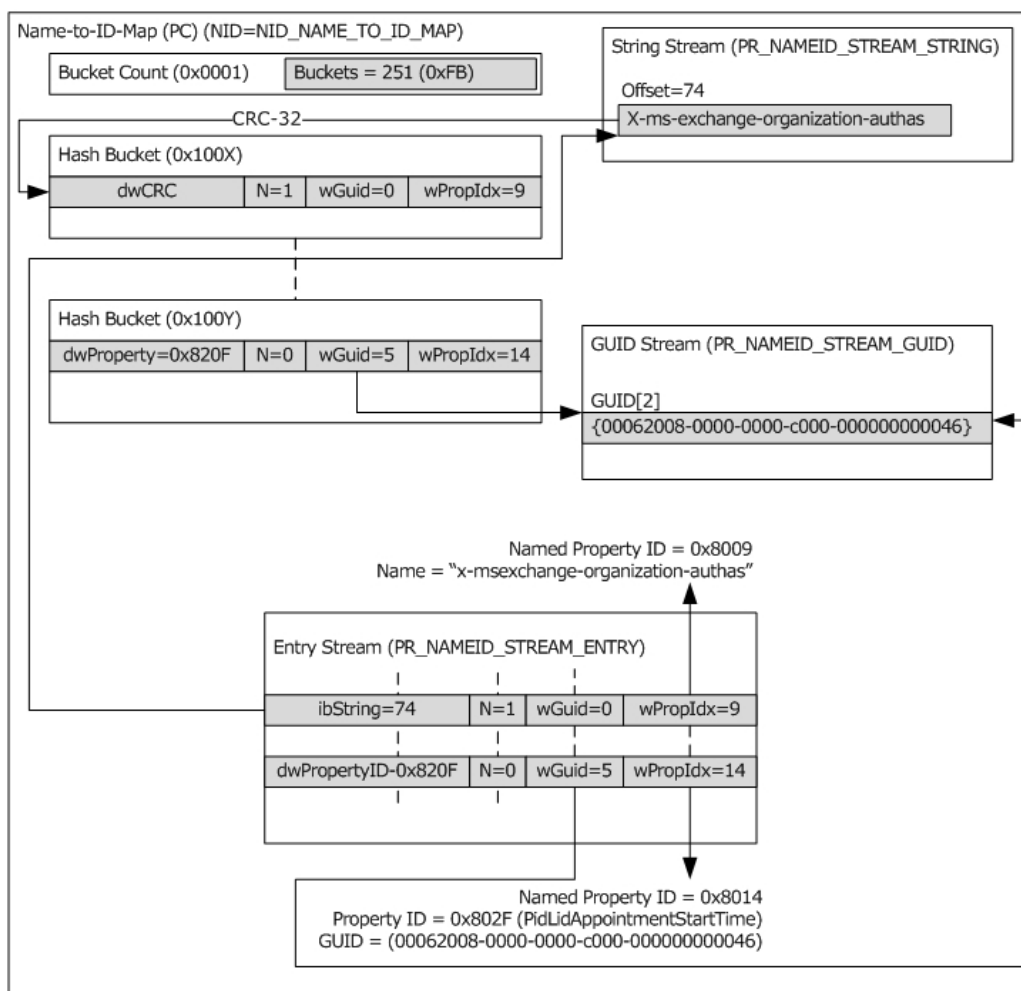


Figure 13: Data organization of the Name-to-ID map

The preceding diagram shows the Name-to-ID map (NPMAP) as a single Property Context, and all the streams and hash table entities as individual properties in the PC.

The top-right case shows the case where the property name is a (GUID, string) value pair. The property identifier 0x8009 is mapped to the name "x-ms-exchange-organization-authas", which is embedded in the String Stream. The **wGuid** field is set to 0, indicating that no GUID is associated with this property name.

The bottom-right case shows the second scenario, where property identifier 0x8014 associated with well-known property name **PidLidAppointmentStartTime**. 0x8014 is also associated with GUID {00062008-0000-0000-C000-000000000046}, which represents the PSETID_Common property set ([\[MS-OXPROPS\]](#)).

The left column depicts the hash table and how two buckets contain records that refer back to these two named properties. The CRC32 of the string property name is used in the **dwPropertyID** field in the NAMEID record in the hash table.

2.4.8 Search

A number of objects exist in the PST to support search-related features. This section provides high-level information about the various Search objects that can be found in a PST. The discussion of search-related objects in this document is strictly limited to the scope of providing a brief technical overview of each of the objects, and allowing implementers to perform the necessary update requirements to the search object when changing the contents of the PST.

The following are specific non-goals of this section:

- Provide technical information such that implementations can create search Folder objects and search criteria.
- Provide technical information such that implementations can perform search queue processing and content indexing.

The following diagram depicts the various search objects and their relationship.

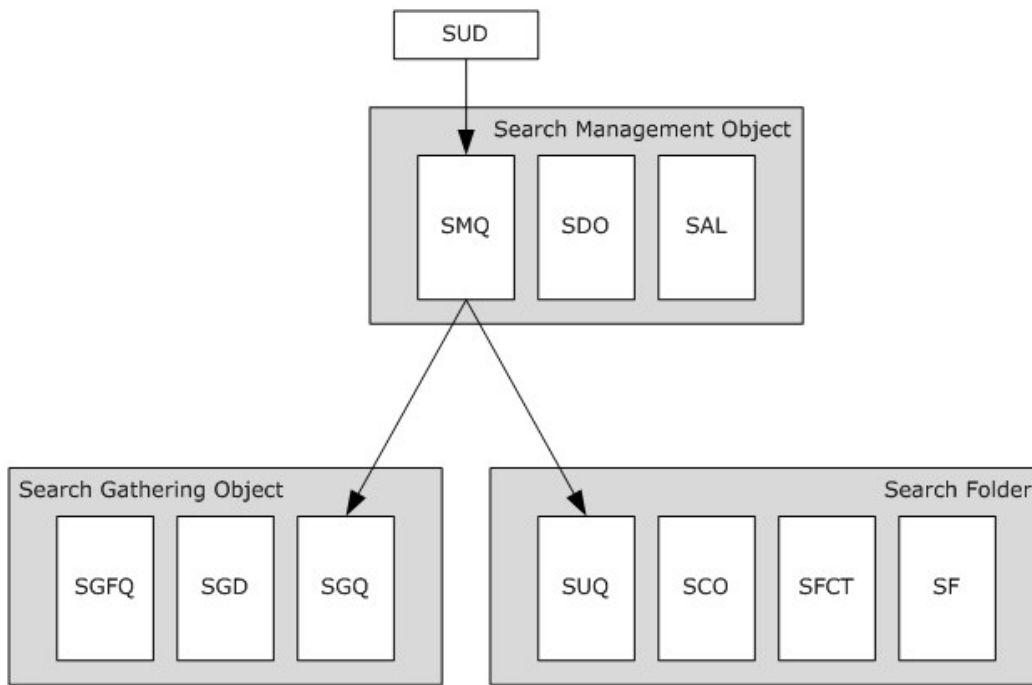


Figure 14: Search-related objects

2.4.8.1 Search Update Descriptor (SUD)

The SUD represents a single unit of change that can have an effect on any of the search objects. When a change is made to the contents of a PST (add, modification, removal, and so on), the modifier is responsible to create a SUD that describes the change and queue it into the Search Management Queue (SMQ). Outlook will not always process all of the USDs which are queued so in order to prevent wasted space in the PST the following rules should be followed:

1. If Windows Desktop Search indexing is enabled, enqueue the following types:
 - SUDT_MSG_ADD

- SUDT_MSG_MOD
- SUDT_MSG_DEL
- SUDT_FLD_ADD
- SUDT_FLD_MOD
- SUDT_FLD_DEL
- SUDT_IDX_MSG_DEL
- SUDT_MSG_MOV

2. Always enqueue the following types:

- SUDT_SRCH_ADD
- SUDT_SRCH_MOD
- SUDT_SRCH_DEL

3. For the following types, search the SDO for the NIDs of the old and new parent folders. If either of the NIDs is contained in the SDO, enqueue the SUD:

- SUDT_MSG_MOV
- SUDT_FLD_MOV
- SUDT_MSG_ADD
- SUDT_MSG_MOD
- SUDT_MSG_ROW_MOD
- SUDT_MSG_DEL
- SUDT_MSG_SPAM
- SUDT_IDX_MSG_DEL
- SUDT_FLD_ADD
- SUDT_FLD_MOD
- SUDT_FLD_DEL

4. If none of the above conditions is satisfied, do not enqueue the SUD.

2.4.8.1.1 SUD Structure

Each SUD is represented by SUD structure, which has the following format.

0	1	2	3	4	5	6	7	8	9	10	11	12	13	14	15	16	17	18	19	20	1	2	3	4	5	6	7	8	9	30	1
wFlags																wSUDType															

SUDData (16 bytes)
...

wFlags (2 bytes): SUD Flags. Applicable SUD Flags depend on the associated SUD Type. The following table summarizes the SUD Flags and the types to which they are applicable. In the event that **wSUDType** contains a type that is not listed below, this value is undefined and should be assigned a value of 0.

Value	Friendly name	Meaning	Applies To
0x0001	SUDF_PRIORITY_LOW	Change search Folder object priority to foreground.	SUDT_SRCH_MOD
0x0002	SUDF_PRIORITY_HIGH	Change search Folder object priority to background.	SUDT_SRCH_MOD
0x0004	SUDF_SEARCH_RESTART	Request full rebuild of search Folder object contents.	SUDT_SRCH_MOD
0x0008	SUDF_NAME_CHANGED	Display Name of Folder object changed.	SUDT_FLD_MOD
0x0010	SUDF_MOVE_OUT_TO_IN	Move from non-SDO domain to SDO domain.	SUDT_FLD/MSG_MOV
0x0020	SUDF_MOVE_IN_TO_IN	Move from SDO domain to SDO domain.	SUDT_FLD/MSG_MOV
0x0040	SUDF_MOVE_IN_TO_OUT	Move from SDO domain to non-SDO domain.	SUDT_MSG_MOV
0x0080	SUDF_MOVE_OUT_TO_OUT	Move between non-SDO domains.	SUDT_MSG_MOV
0x0100	SUDF_SPAM_CHECK_SERVER	Make sure spam Message object deleted on server.	SUDT_MSG_SPAM
0x0200	SUDF_SET_DEL_NAME	Delegate Root Name of Folder object changed.	SUDT_FLD_MOD
0x0400	SUDF_SRCH_DONE	Search is finished for associated object.	SUDT_SRCH_MOD
0x8000	SUDF_DOMAIN_CHECKED	Object is validated against the SDO.	SUDT_FLD/MSG_*

wSUDType (2 bytes): SUD Type. This indicated the type of update that is described in this SUD and is used as the selector field into the structure to use for **SUDData**. The defined SUD types are described in the following table.

Value	Friendly name	Meaning	SUDData structure
0x00	SUDT_NULL	Invalid SUD Type.	None
0x01	SUDT_MSG_ADD	Message added.	SUD_MSG_ADD
0x02	SUDT_MSG_MOD	Message modified.	SUD_MSG_MOD

Value	Friendly name	Meaning	SUDData structure
0x03	SUDT_MSG_DEL	Message deleted.	SUD_MSG_DEL
0x04	SUDT_MSG_MOV	Message moved.	SUD_MSG_MOV
0x05	SUDT_FLD_ADD	Folder object added.	SUD_FLD_ADD
0x06	SUDT_FLD_MOD	Folder object modified.	SUD_FLD_MOD
0x07	SUDT_FLD_DEL	Folder object deleted.	SUD_FLD_DEL
0x08	SUDT_FLD_MOV	Folder object moved.	SUD_FLD_MOV
0x09	SUDT_SRCH_ADD	Search Folder object added.	SUD_SRCH_ADD
0x0A	SUDT_SRCH_MOD	Search Folder object modified.	SUD_SRCH_MOD
0x0B	SUDT_SRCH_DEL	Search Folder object deleted.	SUD_SRCH_DEL
0x0C	SUDT_MSG_ROW_MOD	Message modified, contents table affected.	SUD_MSG_MOD
0x0D	SUDT_MSG_SPAM	Message identified as spam.	SUD_MSG_SPAM
0x0E	SUDT_IDX_MSG_DEL	Content-indexed Message object deleted.	SUD_IDX_MSG_DEL
0x0F	SUDT_MSG_IDX	Message has been indexed.	SUD_MSG_IDX

SUDData (16 bytes): This is the data associated with the SUD. The structure of this data depends on the SUD Type indicated in **wSUDType**. Details about each structure type are specified in [2.4.8.2](#).

2.4.8.2 SUDData Structures

The following are the definitions of the various **SUDData** structures referenced in the preceding table.

2.4.8.2.1 SUD_MSG_ADD / SUD_MSG_MOD / SUD_MSG_DEL Structure

This structure is used to indicate that a Message object has been added, modified or deleted. This structure has the following format.

0	1	2	3	4	5	6	7	8	9	10	11	12	13	14	15	16	17	18	19	20	21	22	23	24	25	26	27	28	29	30	31
nidParent																															
nidMsg																															

nidParent (4 bytes): NID of the parent Folder object into which the Message object is added, modified, or deleted.

nidMsg (4 bytes): NID of the Message object that was added, modified, or deleted.

2.4.8.2.2 SUD_MSG_MOV Structure

This structure is used to indicate that a Message object has been moved. This structure has the following format.

0	1	2	3	4	5	6	7	8	9	10	11	12	13	14	15	16	17	18	19	20	21	22	23	24	25	26	27	28	29	30	31
nidParentNew																															
nidMsg																															
nidParentOld																															

nidParentNew (4 bytes): NID of the parent Folder object into which the Message object is moved.

nidMsg (4 bytes): NID of the Message object that was moved.

nidParentOld (4 bytes): NID of the parent Folder object from which the Message object is moved.

2.4.8.2.3 SUD_FLD_ADD / SUD_FLD_MOV Structure

This structure is used to indicate that a Folder object has been added or moved. This structure has the following format.

0	1	2	3	4	5	6	7	8	9	10	11	12	13	14	15	16	17	18	19	20	21	22	23	24	25	26	27	28	29	30	31
nidParent																															
nidFld																															
dwReserved1																															
dwReserved2																															

nidParent (4 bytes): NID of the parent Folder object into which the Message object is added or moved.

nidFld (4 bytes): NID of the Folder object that was added or moved.

dwReserved1 (4 bytes): Reserved; MUST be set to zero.

dwReserved2 (4 bytes): Reserved; MUST be set to zero.

2.4.8.2.4 SUD_FLD_MOD / SUD_FLD_DEL Structure

This structure is used to indicate that a Folder object has been modified or deleted. This structure has the following format.

0	1	2	3	4	5	6	7	8	9	10	11	12	13	14	15	16	17	18	19	20	21	22	23	24	25	26	27	28	29	30	31
nidFld																															
dwReserved																															

nidFld (4 bytes): NID of the Folder object that was modified or deleted.

dwReserved (4 bytes): Reserved. Readers MUST NOT modify this value. Creators of this structure MUST initialize this value to zero.

2.4.8.2.5 SUD_SRCH_ADD / SUD_SRCH_DEL Structure

This structure is used to indicate that a search Folder object has been added or deleted. This structure has the following format.

0	1	2	3	4	5	6	7	8	9	10	11	12	13	14	15	16	17	18	19	20	21	22	23	24	25	26	27	28	29	30	31
nidSrch																															

nidSrch (4 bytes): NID of the search Folder object that was added or deleted.

2.4.8.2.6 SUD_SRCH_MOD Structure

This structure is used to indicate that a search Folder object has been modified. This structure has the following format.

0	1	2	3	4	5	6	7	8	9	10	11	12	13	14	15	16	17	18	19	20	21	22	23	24	25	26	27	28	29	30	31
nidSrch																															
dwReserved																															

nidSrch (4 bytes): NID of the search Folder object that was modified.

dwReserved (4 bytes): Reserved. Readers MUST NOT modify this value. Creators of this structure MUST initialize this value to zero.

2.4.8.2.7 SUD_MSG_SPAM Structure

This structure is used to indicate that an incoming Message object had been determined to be spam. This structure has the following format.

0	1	2	3	4	5	6	7	8	9	10	11	12	13	14	15	16	17	18	19	20	21	22	23	24	25	26	27	28	29	30	31
nidParent																															

nidMsg

nidParent (4 bytes): NID of the parent Folder object that contains the spam Message object.

nidMsg (4 bytes): NID of the Message object being identified as spam.

2.4.8.2.8 SUD_IDX_MSG_DEL Structure

This structure is used to indicate that an indexed Message object has been deleted. This structure has the following format.

0	1	2	3	4	5	6	7	8	9	10	1	2	3	4	5	6	7	8	9	20	1	2	3	4	5	6	7	8	9	30	1
nidParent																															
nidMsg																															

nidParent (4 bytes): NID of the parent Folder object that contains the deleted Message object.

nidMsg (4 bytes): NID of the deleted Message object.

2.4.8.2.9 SUD_MSG_IDX Structure

This structure is used to indicate that a Message object was successfully indexed. This structure has the following format.

0	1	2	3	4	5	6	7	8	9	10	1	2	3	4	5	6	7	8	9	20	1	2	3	4	5	6	7	8	9	30	1
nidMsg																															

nidMsg (4 bytes): NID of the Message object that was indexed.

2.4.8.3 Basic Queue Node

A number of objects that are referenced in the remainder of this section depend on a shared generic concept of a queue node. In the context of Search, a queue is implemented as a node that contains an array of fixed-size items. To maintain the FIFO properties of a queue, new items are appended to the end of the array, and items are removed from the front of the array.

However, the PST implementation of the queue object has a special feature to optimize for speed of access by minimizing the amount of data written. Specifically, when an item is removed from the queue, instead of removing the item from the array and shifting remaining items forward, the **nidParent** field of the queue node is overloaded to be used as a pointer to the "head" of the queue. The following diagram illustrates how this works.

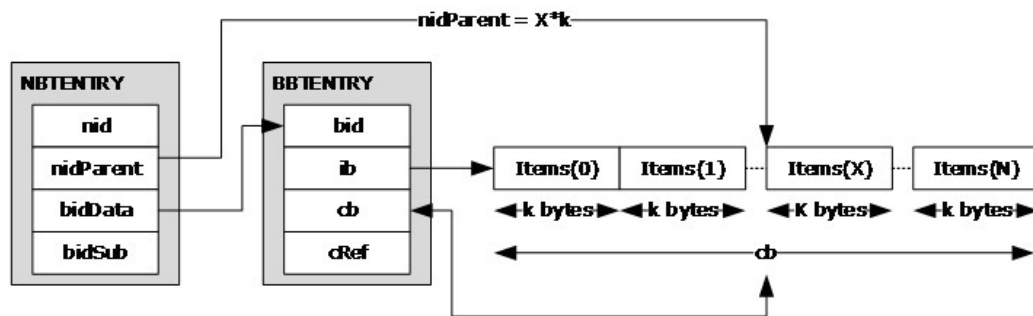


Figure 15: Basic queue structure

Because a queue is a standalone entity and does not have the concept of a "parent", the **nidParent** field of the queue node is re-purposed to be used as a byte offset pointer to the "head" of the queue. Initially, **nidParent** points to 0 (that is, **Item[0]**), and new items, each of size **k** bytes, are appended to the end of the array as shown. When the first item is removed from the queue, the contents of **Items[0]** is returned to the caller, and then the value of **nidParent** is updated to point to the next item (that is, **Items[1]**). Note that **nidParent** stores the byte offset of the "head" of the queue instead of an item index. The number of items in the queue can be determined by dividing **cb** by **k** (that is, the size of each item). Implementations **MUST NOT** process the contents of a queue if **cb** is not an integer multiple of **k**.

As an implementation detail, when the last item of the queue is removed (that is, **NBENTRY.nidParent == BBENTRY.cb**), the entire queue contents are deleted, and both **nidParent** and **cb** are reset to zero.

The same generic queue node concept is used throughout this section, except that each type of queue has its own specific value for the size of each item (that is, **k**).

2.4.8.4 Search Management Object (SMO)

The Search Management object is responsible for tracking all pending search activity in the PST. It consists of three nodes: The Search Management queue (SMQ), Search Activity List (SAL), and Search Domain object (SDO).

2.4.8.4.1 Search Management Queue (SMQ)

The Search Management queue is where all the SUDs are queued when changes are made to the PST contents. There **MUST** be exactly one instance of the SMQ in each PST, and it is identified by a special NID value of **NID_SEARCH_MANAGEMENT_QUEUE** (0x1e1). Implementation-wise, it uses a basic queue node described in section [2.4.8.3](#), and each of the items in the SMQ is a SUD Structure described in section [2.4.8.1.1](#). The SMQ is the master FIFO queue of all pending search activity in the PST.

Any implementation that modifies the contents of the PST in any way **MUST** queue SUD entries that correspond to the sequence and nature of the modification into the SMQ. Failure to queue the SUD entries or queuing the SUD entries out-of-order results in search Folder objects going out of sync with the actual contents.

2.4.8.4.2 Search Activity List (SAL)

The Search Activity List is a node that is identified by a special NID value of NID_SEARCH_ACTIVITY_LIST (0x201), which contains a simple array of NIDs (not a queue). Each NID in the SAL corresponds to the NID of a Folder object that has an associated search Folder object. Implementations SHOULD NOT modify the SAL. [<17>](#)

2.4.8.4.3 Search Domain Object (SDO)

The Search Domain Object is a node that is identified by a special NID value of NID_SEARCH_DOMAIN_OBJECT (0x261), which contains a simple array of NIDs that collectively represent the global search domain of the PST.

2.4.8.5 Search Gatherer Object (SGO)

The Search Gatherer Object controls all the Content Indexing functionality in the PST. However, because the implementation of Content Indexing is out of the scope of this document, this section only provides a high-level summary of the various objects that are associated with Content Indexing.

2.4.8.5.1 Search Gatherer Queue (SGQ)

The Search Gatherer Queue is a node that is identified by a special NID value of NID_SEARCH_GATHERER_QUEUE (0x281). It is implemented as a queue node where each of its items is a SUD Structure that contains specific changes that pertain to Content Indexing. Entries in the SGQ are moved from the SMQ to the SGQ during SMQ processing. All SUDs MUST be queued through the SMQ and implementations MUST NOT modify the SGQ in any way.

2.4.8.5.2 Search Gatherer Descriptor (SGD)

The Search Gatherer Descriptor is a node that is identified by a special NID value of NID_SEARCH_GATHERER_DESCRIPTOR (0x2A1). It contains an opaque, variable-size binary BLOB that provides context for Context Indexing. Implementations MUST NOT modify the SGD in any way.

2.4.8.5.3 Search Gatherer Folder Queue (SGFQ)

The Search Gatherer Folder Queue is a node that is identified by a special NID value of NID_SEARCH_GATHERER_FOLDER_QUEUE (0x321), which contains a simple array of NIDs (not a queue). Each NID in the SGFO corresponds to the NID of a Folder object that has related Content Indexing activity. Implementations MUST NOT modify the SGFQ in any way.

2.4.8.6 Search Folder Objects

This section describes the various objects that are associated with search Folder objects. Because it is not the intention of this document to document the creation and maintenance of search Folder object, this section only provides high-level information about these objects so that they can be identified when reading existing PSTs.

2.4.8.6.1 Search Folder Object (SF)

The search Folder object is implemented as a PC that is identified by a special NID_TYPE of NID_TYPE_SEARCH_FOLDER (0x03). The basic schema requirements of the search Folder object PC are identical to the Folder object PC (section [2.4.4.1](#)).

2.4.8.6.2 Search Folder Object Contents Table (SFCT)

The Search Folder Object Contents table is a TC node identified with an NID_TYPE of NID_TYPE_SEARCH_CONTENTS_TABLE. Its function is to list the Search Message objects in the Folder object, which are Message objects that match the search Folder object's search criteria.

2.4.8.6.2.1 Search Folder Contents Table Template

Each PST MUST have one search folder contents table template, which is identified with an NID value of NID_SEARCH_CONTENTS_TABLE_TEMPLATE (0x610). The search contents table template MUST have no data rows, and MUST contain the following property columns.

Property identifier	Property type	Friendly name	Description
0x0017	PtypInteger32	PidTagImportance	Importance
0x001A	PtypString	PidTagMessageClassW	Message class
0x0036	PtypInteger32	PidTagSensitivity	Sensitivity
0x0E07	PtypInteger32	PidTagMessageFlags	Message flags
0x0E17	PtypInteger32	PidTagMessageStatus	Message status
0x0037	PtypString	PidTagSubjectW	Subject
0x0042	PtypString	PidTagSentRepresentingNameW	Sender representative name
0x0057	PtypBoolean	PidTagMessageToMe	Whether recipient is in the To: line
0x0E03	PtypString	PidTagDisplayCcW	Cc: line
0x0E04	PtypString	PidTagDisplayToW	To: line
0x0E05	PtypString	PidTagParentDisplayW	Parent Display name
0x0E06	PtypTime	PidTagMessageDeliveryTime	Message delivery timestamp
0x0E07	PtypInteger32	PidTagMessageFlags	Message flags
0x0E08	PtypInteger32	PidTagMessageSize	Message size
0x0E17	PtypInteger32	PidTagMessageStatus	Message status
0x0E2A	PtypBoolean	PidTagExchangeRemoteHeader	Has Exchange Remote Header
0x3008	PtypTime	PidTagLastModificationTime	Last modification time of Message object
0x67F1	PtypInteger32	PidTagLtpParentNid	LTP Parent NID
0x67F2	PtypInteger32	PidTagLtpRowId	LTP Row ID
0x67F3	PtypInteger32	PidTagLtpRowVer	LTP Row Version

2.4.8.6.3 Search Update Queue (SUQ)

The Search Update queue is a node that is identified by a special NID_TYPE of NID_TYPE_SEARCH_UPDATE_QUEUE (0x06). It is implemented as a queue node where each of its items is a SUD Structure that contain specific changes that pertain to Search activity of this particular search Folder object. Entries in the SUQ are moved from the SMQ to the Folder object's SUQ during SMQ processing. All SUDs MUST be queued through the SMQ and implementations MUST NOT modify the SUQ in any way.

2.4.8.6.4 Search Criteria Object (SCO)

The Search Criteria object is a PC that is identified by a special NID_TYPE of NID_TYPE_SEARCH_CRITERIA_OBJECT (0x07). The properties in the PC collectively represent the specific Search Criteria for the search Folder object. The specific properties used by the SCO are out of the scope of this document. Implementations MUST NOT modify the SCO in any way.

2.5 Calculated Properties

Calculated properties are properties that are not physically stored in the PST as individual properties. Instead, these properties are derived or calculated in one way or another. This section defines the list of calculated properties and the mechanisms through which the values of these properties are evaluated, discovered, modified and otherwise manipulated.

The following is a comprehensive list of calculated properties defined for the PST. The properties are grouped by Object Type. Note that for an ANSI PST, all string properties are stored in ANSI encoding, whereas a Unicode PST stores all string properties in Unicode encoding. Implementations MUST support retrieving string properties in either **PtypString8** or **PtypString** formats.

2.5.1 Attributes of a Calculated Property

A calculated property has six attributes, which are represented by the six columns in each of the calculated property tables. These Attributes collectively determine how the property value is calculated and the behavior characteristics on Get / Set / Delete and List operations. The following table lists these Attributes and their description.

Attribute	Description
Property Tag	The property tag used to access the property at the Messaging layer.
Base Tag	The internal property tag of the corresponding property, if applicable. If specified, this is the property tag that is used to store the related property value in the PC or TC. In most cases, the value stored in the base property is further manipulated to calculate the actual property value.
Get Behavior	This describes how the property value is calculated. In most cases, the get operations refers to an SPGET_* operation, which describes how to calculate the property value. All the SPGET codes are defined later in this section. In some cases, the property value is retrieved directly from the PC.
Set Behavior	Whether the property can be modified, and if so, whether there are special remarks or side effects. Set behavior is discussed in further detail after the Get Behavior.
Delete Behavior	Whether the property can be deleted. There are a few special cases that have some side effects.
List	This column describes the visibility of the calculated property in the event of an "Enumerate

Attribute	Description
Behavior	All Properties" query.

Implementations MUST follow the documented Get / Set / Delete and List behaviors while accessing these properties.

In the event where the ANSI and Unicode versions support different sets of special properties, they are defined separately. Rows that are different between the ANSI and Unicode versions are shaded in gray.

2.5.2 Calculated Properties by Object Type

The following are the list of Messaging objects and the corresponding list of calculated properties for that object type.

2.5.2.1 Message Store

The following are the calculated properties defined under the message store. Note that "nid" and "nidParent" in the "Base Tag" column refers to the **nid** and the **nidParent** fields of the current object node.

ANSI / Unicode:

Property tag	Base tag	Get behavior	Set	Delete	List
PidTagReplFlags		PC	PC	PC	ALLOW
PidTagAssociatedSharingProvider		PC	PC	PC	ALLOW
PidTagMappingSignature		SPGET_MAPSIG	N	N	ALWAYS
PidTagRecordKey		SPGET_UIDRESOURCE	N	N	ALLOW
PidTagStoreRecordKey		SPGET_UIDRESOURCE	N	N	ALWAYS
PidTagStoreEntryId		SPGET_STOREID	N	N	ALWAYS
PidTagObjectType	nid	SPGET_OBJECTTYPE	N	N	ALWAYS
PidTagEntryId		SPGET_STOREID	N	N	ALWAYS
PidTagDisplayName		PC	PC	N	ALLOW
PidTagStoreState		SPGET_STORESTATE	N	N	ALWAYS
PidTagStoreProvider		SPGET_UIDPROVIDER	N	N	ALWAYS
PidTagReceiveFolderSettings		SPGET_TRUE	N	N	ALWAYS

2.5.2.2 Folder Objects

The following are the calculated properties defined under the Folder object.

ANSI / Unicode:

Property tag	Base tag	Get behavior	Set	Delete	List
PidTagParentEntryId	nidParent	SPGET_PARENTID	N	N	ALWAYS
PidTagReplItemid		SPGET_TABLE_ONLY	N	N	NEVER
PidTagReplFolderid	nidParent	SPGET_FOLDERID	SPSET_FID	N	NEVER
PidTagReplChangenum	nid	SPGET_TABLE_ONLY	N	N	NEVER
PidTagReplVersionhistory		SPGET_TABLE_ONLY	N	N	NEVER
PidTagReplFlags		SPGET_TABLE_ONLY	N	N	NEVER
PidTagReplCopiedfromVersionhistory		SPGET_TABLE_ONLY	N	N	NEVER
PidTagReplCopiedfromItemid		SPGET_TABLE_ONLY	N	N	NEVER
PidTagProviderItemid	nid	SPGET_PROV_ITEMID	N	N	NEVER
PidTagMappingSignature		SPGET_MAPSIG	N	N	ALWAYS
PidTagRecordKey	nid	SPGET_RECORDKEY	N	N	ALWAYS
PidTagStoreRecordKey		SPGET_UIDRESOURCE	N	N	ALWAYS
PidTagStoreEntryId		SPGET_STOREID	N	N	ALWAYS
PidTagObjectType	nid	SPGET_OBJECTTYPE	N	N	ALWAYS
PidTagEntryId	nid	SPGET_EID	N	N	ALWAYS
PidTagAttributeHidden		PC	PC	PC	ALLOW
PidTagDisplayName		PC	PC	N	ALLOW
PidTagStoreProvider		SPGET_UIDPROVIDER	N	N	ALWAYS
PidTagFolderType	nid	SPGET_FOLDERTYPE	N	N	ALWAYS
PidTagContentCount	PR_CONTENT_C	SPGET_CONTENT_C	N	N	ALLOW

Property tag	Base tag	Get behavior	Set	Delete	List
	OUNT	OUNT			W
PidTagContentUnreadCount	PR_CONTENT_UNREAD	SPGET_UNREAD_COUNT	N	N	ALLOW
PidTagSubfolders		PC	N	N	ALLOW
PidTagContainerHierarchy		SPGET_TRUE	N	N	ALWAYS
PidTagContainerContents		SPGET_TRUE	N	N	ALWAYS
PidTagFolderAssociatedContents		SPGET_TRUE	N	N	ALWAYS
PidTagExtendedFolderFlags		PC	PC	PC	ALLOW
PidTagShortTermParentEntryIdFromObject	nidParent	SPGET_PARENTEID	N	N	NEVER
PidTagShortTermEntryIdFromObject	nid	SPGET_EID	N	N	NEVER
PidTagPstIpmsubTreeDescendant	nid	SPGET_IPMSUBTREE_DESC	N	N	NEVER

2.5.2.3 Message Objects

The following are the calculated properties defined under the Message object.

ANSI / Unicode:

Property tag	Base tag	Get behavior	Set	Delete	List
PidTagMessageClass		PC	SPSET_MC	N	ALLOW
PidTagSubject	PidTagSubject	SPGET_SUBJECT	SPSET_SP	DEL_1	ALLOW
PidTagSubjectPrefix	PidTagSubject	SPGET_SUBJECTPREFIX	SPSET_SUB	DEL_1	BASD
PidTagConversationTopic		PC	SPSET_CID	DEL_5	ALLOW
PidTagConversationIndex		PC	SPSET_CID	DEL_5	ALLOW
PidTagDisplayBcc	PidTagDisplayBcc	SPGET_DISPLAY	N	N	ALWAYS
PidTagDisplayCc	PidTagDisplay	SPGET_DISPLAY	PC	N	ALWA

Property tag	Base tag	Get behavior	Set	Delet e	List
	Cc				YS
PidTagDisplayTo	PidTagDisplay To	SPGET_DISPLAY	PC	N	ALWA YS
PidTagMessageFlags		PC	SPSET_ MF	N	ALLO W
PidTagMessageSize		PC	PC	N	ALLO W
PidTagParentEntryId	nidParent	SPGET_PARENTEID	N	N	ALWA YS
PidTagMessageRecipients		SPGET_TRUE	N	N	ALWA YS
PidTagMessageAttachments		SPGET_TRUE	N	N	ALWA YS
PidTagMessageStatus		SPGET_MSGSTATUS	N	N	ALLO W
PidTagHasAttachments	PidTagMessag eFlags	SPGET_HASATTACH	N	N	ALWA YS
PidTagNormalizedSubject	PidTagSubject	SPGET_NORMALIZEDS UBJECT	N	N	BASE D
PidTagRtfInSync		SPGET_RTF_IN_SYNC	SPSET_ RIS	SP_D EL4	ALWA YS
PidTagReplItemid		SPGET_TABLE_ONLY	N	N	NEVE R
PidTagReplFolderid	nidParent	SPGET_FOLDERID	SPSET_ FID	N	NEVE R
PidTagReplChangenum	nid	SPGET_TABLE_ONLY	N	N	NEVE R
PidTagReplVersionhistory		SPGET_TABLE_ONLY	N	N	NEVE R
PidTagReplFlags		SPGET_TABLE_ONLY	N	N	NEVE R
PidTagReplCopiedfromVersion history		SPGET_TABLE_ONLY	N	N	NEVE R
PidTagReplCopiedfromItemid		SPGET_TABLE_ONLY	N	N	NEVE R
PidTagProviderItemid	nid	SPGET_PROV_ITEMID	N	N	NEVE R
PidTagProviderParentItemid	nidParent	SPGET_PROV_ITEMID	N	N	NEVE R

Property tag	Base tag	Get behavior	Set	Delet e	List
PidTagMappingSignature		SPGET_MAPSIG	N	N	ALWA YS
PidTagRecordKey		SPGET_RECORDKEY	N	N	ALWA YS
PidTagStoreRecordKey		SPGET_UIDRESOURCE	N	N	ALWA YS
PidTagStoreEntryId		SPGET_STOREID	N	N	ALWA YS
PidTagObjectType	nid	SPGET_OBJECTTYPE	N	N	ALWA YS
PidTagEntryId	nid	SPGET_EID	N	N	ALWA YS
PidTagBody		SPGET_BB_BODY	SPSET_ BBB	DEL_2	BODY
PidTagRtfSyncBodyCrc		SPGET_RTF_AUX	SPSET_ RA	DEL_3	NEVE R
PidTagRtfSyncBodyCount		SPGET_RTF_AUX	SPSET_ RA	DEL_3	NEVE R
PidTagRtfSyncBodyTag		SPGET_RTF_AUX	SPSET_ RA	DEL_3	NEVE R
PidTagRtfCompressed		SPGET_BB_BODY	SPSET_ BBB	DEL_2	BODY
PidTagRtfSyncPrefixCount		SPGET_RTF_AUX	SPSET_ RA	DEL_3	NEVE R
PidTagRtfSyncTrailingCount		SPGET_RTF_AUX	SPSET_ RA	DEL_3	NEVE R
PidTagBodyHtml (ANSI ONLY)	PidTagHtml	SPGET_BODYHTMLA	SPSET_ BBB	DEL_2	
PidTagHtml		SPGET_BB_BODY	SPSET_ BBB	DEL_2	BODY
PidTagCreationTime		PC	PC	N	ALLO W
PidTagLastModificationTime		PC	PC	N	ALLO W
PidTagSearchKey		PC	PC	N	ALLO W
PidTagConversationId		SPGET_CONVERSATIO NID	N	DEL_5	ALLO W
PidTagConversationIndexTrac		PC	SPSET_	DEL_5	ALLO

Property tag	Base tag	Get behavior	Set	Delete	List
king			CID		W
PidTagStoreProvider		SPGET_UIDPROVIDER	N	N	ALWAYS
PidTagContentFilterSpamConfidenceLevel		SPGET_CONTENT_FILE_R_SCL	N	PC	NEVER
PidTagSecureSubmitFlags		SPGET_SECURE_SUBMIT_FLAGS	N	PC	NEVER
PidTagPstBestBodyProptag		SPGET_BB_PROPTAG	N	N	NEVER
PidTagShortTermParentEntryIdFromObject	nidParent	SPGET_PARENTEID	N	N	NEVER
PidTagShortTermEntryIdFromObject	nid	SPGET_EID	N	N	NEVER
PidTagPstSubTreeContainer		SPGET_SUBTREE_CONTAINER	N	N	NEVER

2.5.2.4 Embedded Message Objects

The following are the calculated properties defined under the embedded Message object.

ANSI / Unicode:

Property tag	Base tag	Get behavior	Set	Delete	List
PidTagMessageClass		PC	SPGET_MC	N	ALLOW
PidTagSubject	PidTagSubject	SPGET_SUBJECT	SPGET_SUB	DEL_1	ALLOW
PidTagSubjectPrefix	PidTagSubject	SPGET_SUBJECTPREFIX	SPGET_SP	DEL_1	BASD
PidTagConversationTopic		PC	SPSET_CID	DEL_5	ALLOW
PidTagConversationIndex		PC	SPSET_CID	DEL_5	ALLOW
PidTagDisplayBcc	PidTagDisplay Bcc	SPGET_DISPLAY	N	N	ALWAYS
PidTagDisplayCc	PidTagDisplay Cc	SPGET_DISPLAY	PC	N	ALWAYS
PidTagDisplayTo	PidTagDisplay To	SPGET_DISPLAY	PC	N	ALWAYS
PidTagMessageFlags		PC	SPSET_	N	ALLO

Property tag	Base tag	Get behavior	Set	Delete	List
			MF		W
PidTagMessageSize		PC	PC	N	ALLOW
PidTagParentEntryId	nidParent	SPGET_PARENTEID	N	N	ALWAYS
PidTagMessageRecipients		SPGET_TRUE	N	N	ALWAYS
PidTagMessageAttachments		SPGET_TRUE	N	N	ALWAYS
PidTagHasAttachments	PidTagMessageFlags	SPGET_HASATTACH	N	N	ALWAYS
PidTagNormalizedSubject	PidTagSubject	SPGET_NORMALIZEDSUBJECT	N	N	BAS ED
PidTagMappingSignature		SPGET_MAPSIG	N	N	ALWAYS
PidTagRecordKey		SPGET_RECORDKEY	N	N	ALWAYS
PidTagStoreRecordKey		SPGET_UIDRESOURCE	N	N	ALWAYS
PidTagStoreEntryId		SPGET_STOREID	N	N	ALWAYS
PidTagObjectType	nid	SPGET_OBJECTTYPE	N	N	ALWAYS
PidTagEntryId	nid	SPGET_EID	N	N	ALWAYS
PidTagBody		SPGET_BB_BODY	SPSET_BBB	DEL_2	BODY
PidTagRtfSyncBodyCrc		SPGET_RTF_AUX	SPSET_RA	DEL_3	NEVER
PidTagRtfSyncBodyCount		SPGET_RTF_AUX	SPSET_RA	DEL_3	NEVER
PidTagRtfSyncBodyTag		SPGET_RTF_AUX	SPSET_RA	DEL_3	NEVER
PidTagRtfCompressed		SPGET_BB_BODY	SPSET_BBB	DEL_2	BODY
PidTagRtfSyncPrefixCount		SPGET_RTF_AUX	SPSET_RA	DEL_3	NEVER
PidTagRtfSyncTrailingCount		SPGET_RTF_AUX	SPSET_RA	DEL_3	NEVER

Property tag	Base tag	Get behavior	Set	Delete	List
PidTagBodyHtml (ANSI ONLY)	PidTagHtml	SPGET_BODYHTMLA	SPSET_BBB	DEL_2	BODY
PidTagHtml		SPGET_BB_BODY	SPSET_BBB	DEL_2	BODY
PidTagCreationTime		PC	PC	N	ALLOW
PidTagLastModificationTime		PC	PC	N	ALLOW
PidTagSearchKey		PC	PC	N	ALLOW
PidTagConversationId		SPGET_CONVERSATIONID	N	DEL_5	ALLOW
PidTagConversationIndexTracking		PC	SPSET_CID	DEL_5	ALLOW
PidTagStoreProvider		SPGET_UIDPROVIDER	N	N	ALWAYS
PidTagContentFilterSpamConfidenceLevel		SPGET_CONTENT_FILTER_SCL	N	PC	NEVER
PidTagSecureSubmitFlags		SPGET_SECURE_SUBMIT_FLAGS	N	PC	NEVER
PidTagPstBestBodyProptag		SPGET_BB_PROPTAG	N	N	NEVER

2.5.2.5 Attachment Objects

The following are the calculated properties defined under the Attachment object.

ANSI / Unicode:

Property tag	Base tag	Get behavior	Set	Delete	List
PidTagAttachSize		PC	N	N	ALLOW
PidTagAttachNumber	nid	SPGET_LONGNID	N	N	ALWAYS
PidTagMappingSignature		SPGET_MAPSIG	N	N	ALWAYS
PidTagRecordKey	nid	SPGET_RECORDKEY	N	N	ALWAYS
PidTagStoreRecordKey		SPGET_UIDRESOURCE	N	N	ALWAYS
PidTagStoreEntryId		SPGET_STOREID	N	N	ALWAYS
PidTagObjectType	nid	SPGET_OBJECTTYPE	N	N	ALWAYS

Property tag	Base tag	Get behavior	Set	Delete	List
PidTagAttachMethod		PC	PC	N	ALLOW
PidTagRenderingPosition		PC	PC	N	ALLOW
PidTagSecureSubmitFlags		SPGET_SECURE_SUBMIT_FLAGS	N	PC	NEVER

2.5.3 Calculated Property Behaviors

The following are the definitions of the Get / Set / Delete / List behavior descriptors used in the preceding tables.

2.5.3.1 Behavior Descriptors for Get Operations

The following is a list of Behavior Descriptors that relate to **Get** operations used in the preceding tables, which explain how each specific calculated property is evaluated. In the evaluation column, the use of angle braces (< >) around a property tag is used to denote the value of that property.

Mnemonic	Evaluation	Input data for evaluation
PC	The property value is loaded directly from the PC (that is, no special calculations are required). However the property has special instructions for Set, Delete, and List operations.	See the Base Tag column for the underlying PC property.
SPGET_EID	Returns the PST-specific EntryID of the object in question. See section 2.4.3.2 for details regarding the conversion between an EntryID and its corresponding NID.	Node. nid
SPGET_STOREEID	Returns the EntryID for the current PST message store. The EntryID of the message store is stored in the PidTagEntryId property of the message store PC.	PidTagEntryId (message store PC only)
SPGET_LONGNID	Returns Node.nid .	Node.nid
SPGET_RECORDKEY	Returns Node.nid .	Node.nid
SPGET_UIDRESOURCE	Returns identical value as SPGET_STOREEID.	PidTagEntryId (message store PC only)
SPGET_TRUE	Returns true .	None
SPGET_OBJECTTYPE	Returns the object type of the current object. Implementations MUST return one of the pre-defined values: <ul style="list-style-type: none">▪ MAPI_STORE	None

Mnemonic	Evaluation	Input data for evaluation
	<ul style="list-style-type: none"> ▪ MAPI_FOLDER ▪ MAPI_MESSAGE ▪ MAPI_ATTACH 	
SPGET_FOLDERTYPE	Returns the type of the current Folder object. Implementations MUST return one of the possible values: <ul style="list-style-type: none"> ▪ FOLDER_ROOT ▪ FOLDER_GENERIC ▪ FOLDER_SEARCH 	None
SPGET_UIDPROVIDER	Returns the Provider UID for the current PST. This value is stored in the PidTagRecordKey property of the message store PC.	PidTagEntryId (message store PC only)
SPGET_NORMALIZESUBJECT	Returns the Unicode/ANSI version of PidTagNormalizedSubject according to the PST version based on the requested string type. See section 2.5.3.1.1 for extracting the normalized subject of a Message object.	PidTagNormalizedSubject
SPGET_PARENTEID	Returns the EntryID representation (see section 2.4.3.2) of the NID of the parent of the current object.	Node. nidParent
SPGET_HASATTACH	Returns 1 if PidTagMessageFlags contains MSGFLAG_HASATTACH; zero otherwise.	PidTagMessageFlags
SPGET_STORESTATE	Returns STORE_HAS_SEARCHES if a node with NID NID_SEARCH_ACTIVITY_LIST is found; zero otherwise.	None
SPGET_SUBJECTPREFIX	Returns the Unicode/ANSI version of PidTagSubjectPrefix based on the requested string type. See section 2.5.3.1.1 for extracting the subject prefix of a Message object.	PidTagSubjectPrefix
SPGET_SUBJECT	Returns the Unicode/ANSI version of PidTagSubject based on the requested string type. See section 2.5.3.1.1 for extracting the subject of a Message object.	PidTagSubject
SPGET_DISPLAY	If the Base Tag property exists, then its value is returned,	See Base Tag column

Mnemonic	Evaluation	Input data for evaluation
	otherwise, an empty string in the correct encoding (Unicode/ANSI) is returned based on the requested string type.	
SPGET_ZERO	Returns zero.	None
SPGET_MAPSIG	Returns the Mapping Signature UID. This is identical to SPGET_UIDPROVIDER.	See SPGET_UIDPROVIDER
SPGET_BB_BODY	Returns the most Message object body format based on the requested property tag.	Any of PidTagBody , PidTagHtml , or PidTagRtfCompressed
SPGET_RTF_IN_SYNC	Returns true if the RTF version of the Message object body exists and is synchronized with the order versions of the Message object body (if any), or false otherwise.	PidTagRtfCompressed and PidTagRtfInSync
SPGET_MSGSTATUS	Returns PidTagMessageStatus retrieved from the Contents TC from the parent Folder object of the Message object. Implementations MUST follow this method when retrieving this property.	PidTagMessageStatus (from Contents TC of parent Folder object)
SPGET_RTF_AUX	Returns the synchronized values of the requested RTF auxiliary property. If the RTF content is not in sync, the RTF MUST first be synchronized before the property value is retrieved and returned.	Any of PidTagRtfSyncBodyCrc , PidTagRtfSyncBodyCount , PidTagRtfSyncBodyTag , PidTagRtfSyncPrefixCount , or PidTagRtfSyncTrailingCount
SPGET_BODYHTMMLA	Returns the HTML rendering of the Message object body. If PidTagHtml is found in the PC, its value MUST be returned. Otherwise, the HTML rendering of the Message object body SHOULD be generated from the other Message object body formats and returned. This property only exists in ANSI versions of the PST and the HTML rendering MUST be returned in ANSI encoding.	PidTagHtml
SPGET_FOLDERID	Returns PidTagReplItemid of the containing Folder object for a Message object or Folder object.	PidTagReplItemid (from parent Folder object PC)
SPGET_TABLE_ONLY	Retrieves and returns the requested property from the parent Folder object TC (Hierarchy, Contents, or Assoc Contents, based on the requesting object type).	Any of PidTagReplItemid , PidTagReplChangenum , PidTagReplVersionhistory , PidTagReplFlags , PidTagReplCopiedfromVersionhistory , or PidTagCopiedfromItemid

Mnemonic	Evaluation	Input data for evaluation
		(from parent Folder object TC)
SPGET_HST_FOLDERREPL	Returns true if PidTagContainerClass exists and is set to "IPF.Note", "IPF.Contact", "IPF.Appointment" or an empty string. Returns false otherwise.	PidTagContainerClass
SPGET_IPMSUBTREE_DESC	Returns true if the current object is a descendant object of the IPM SubTree, false otherwise.	Node.nid
SPGET_BB_PROPTAG	Returns the property tag of the best Message object body format. The typical order of preference for best Message object body is as follows: PidTagRtfCompressed (only if PidTagRtfInSync =TRUE) PidTagHtml PidTagBody Note that the best Message object body format can be explicitly set to override the default preference.	PidTagRtfCompressed PidTagRtfInSync PidTagHtml PidTagBody
SPGET_SUBTREE_CONTAINER	Returns the subTree container of the current object. For a PST, the valid return values are SUBTREECONTAINER_NONE or SUBTREECONTAINER_IPM_SUBTREE.	Node.nid
SPGET_PROV_ITEMID	Returns the endian-swapped value of the requested property.	PidTagProviderItemid or PidTagProviderParentItemid
SPGET_UNREAD_COUNT	If PidTagPstHiddenUnread exists, return (PidTagContentUnread minus PidTagPstHiddenUnread); otherwise, return PidTagContentUnread .	PidTagContentUnread and PidTagPstHiddenUnread
SPGET_CONTENT_COUNT	If PidTagPstHiddenCount exists, return (PidTagContentCount minus PidTagPstHiddenCount); otherwise, return PidTagContentCount .	PidTagContentCount and PidTagPstHiddenCount
SPGET_SECURE_SUBMIT_FLAGS	Returns zero.	None
SPGET_CONTENT_FILTER_SCALE	Returns zero.	None
SPGET_CONVERSATION_ID	Returns the computed conversation ID from PidTagConversationIndex ,	PidTagConversationIndex , PidTagConversationTopic and PidTagConversationIndexTracking

Mnemonic	Evaluation	Input data for evaluation
	PidTagConversationTopic , and PidTagConversationIndexTracking . Refer to section 5.4 for the algorithm used to compute the Conversation ID value using these properties.	

2.5.3.1.1 Message Subject Handling Considerations

A message subject consists of two distinct parts: a Subject Prefix (which can be an empty string), and the Normalized Subject. The Message Subject is physically stored in a Message object PC as the **PidTagSubject** property, which includes the entire message subject line, plus some metadata that allows the reader to parse out the Subject Prefix and Normalized Subject.

The following explains the data layout of the binary data stored in **PidTagSubject**, and how to extract the Subject Prefix (**PidTagSubjectPrefix**) and Normalized Subject (**PidTagNormalizedSubject**) fields from **PidTagSubject**.

2.5.3.1.1.1 Obtaining the Prefix and Normalized Subject from PidTagSubject

The first character of **PidTagSubject** indicates whether metadata exists to tell the reader how to parse the prefix and normalized subject. Note that a character is a 1-byte CHAR for an ANSI PST file, and a 2-byte WCHAR for a Unicode PST file.

If the first character contains the value of 1 (the actual value 1, not the ASCII code for the character 1), the next character indicates the length of the Subject Prefix, including the separator between the prefix and the normalized subject (a space character in most cases). The Normalized Subject immediately follows the Subject Prefix. When the subject is encoded in the database, the length of the prefix is always one longer than the prefix string. The following example shows what layout in memory looks like for an ANSI subject:

Index	0	1	2	3	4	5	6	7	8	9
Value	0x01	0x05	0x52 (R)	0x45 (E)	0x3A (:)	0x32	0x53 (S)	0x55 (U)	0x42 (B)	0x00

The length of the encoded prefix is 5, corresponding to the actual length of the string, which is 4. In order to increment the pointer to the normalized subject, which starts at index 6, 1 needs to be subtracted from this value. When writing a subject, the reverse operation must be performed as well, adding 1 to the length of the prefix string.

However, if the first character is not 1, then the string contains the entire message subject, with no additional metadata. In this case, the message subject MUST be parsed to extract the prefix and normalized subject.

2.5.3.1.1.2 Rules for Parsing the Subject Prefix

The subject prefix is defined as a series of one to three non-space, non-numerical characters that is followed by a colon (:). Zero or more space characters (that is, " "; other whitespace characters are not allowed) can exist after the colon and before the start of the normalized subject.

2.5.3.2 Behavior Descriptors for Set Operations

Modifying the value of a calculated property is more complicated than retrieving its value in that a reverse calculation needs to be performed to calculate the new underlying value, and in some cases, more than one underlying property has to be updated as a result.

The following is a list of Behavior Descriptors that relate to Set operations, which describes the actions required to update the pertinent information, as well as any PC properties that are affected as a result of the Set operation.

Mnemonic	Action	Affected PC properties
N	Property MUST NOT be modified.	None
PC	The property value is written directly to the PC (that is, no special calculations are required). However the property has special instructions for Get, Delete, and List operations.	Only the modified property itself.
SPSET_MF	Refreshes PidTagMessageFlags based on the current state of the Message object. This involves checking many properties, including the various versions of the Message object body, the recipient and attachment tables, and so on.	PidTagMessageFlags
SPSET_SP	Sets the subject prefix for the Message object, which MAY affect other Subject-related properties.	PidTagSubjectPrefix , PidTagSubject , and PidTagNormalizedSubject
SPSET_SUB	Sets the subject of the Message object. This MAY have cascading effects to the other Subject-related fields.	PidTagSubjectPrefix , PidTagSubject , and PidTagNormalizedSubject
SPSET_MC	Sets the message class for the Message object. Implementations MUST check the new message class and reject invalid message classes.	PidTagMessageClass
SPSET_RA	Sets the specified Auxiliary RTF. Modifying one Auxiliary property MAY have cascading effects to other properties. Implementations MUST ensure all the Auxiliary RTF properties stay synchronized.	PidTagRtfSyncBodyCrc , PidTagRtfSyncBodyCount , PidTagRtfSyncBodyTag , PidTagRtfSyncPrefixCount , and PidTagRtfSyncTrailingCount
SPSET_RIS	Writes through to the PidTagRtfInSync , with potential side effects to any of the Best Body properties.	PidTagRtfCompressed , PidTagHtml , PidTagBody , or PidTagBodyHtml (ANSI PST only)
SPSET_BBB	Sets the Message object body for the specified body property. This also establishes the specified Message object body type as the best Message object body.	PidTagRtfCompressed , PidTagHtml , PidTagBody , or PidTagBodyHtml (ANSI PST only)
SPSET_CID	Sets the specified property and causes the PidTagConversationId to be recalculated. Refer to section 5.4 for the algorithm used to compute the Conversation ID value using these properties.	PidTagConversationId

2.5.3.3 Behavior Descriptors for Delete Operations

The following is a list of Behavior Descriptors that relate to Delete operations (that is, deleting the property value altogether).

Mnemonic	Action	Side effects
N	Property MUST NOT be deleted.	None
PC	Deletes the property from the PC.	None
SPDEL_1	Delete from PC, with side effects.	MUST update PidTagSubject and PidTagNormalizedSubject
SPDEL_2	Delete from PC, with side effects.	MUST update PidTagBody , PidTagRtfCompressed , PidTagRtfInSync , PidTagHtml , and PidTagBodyHtml (ANSI PST only)
SPDEL_3	Delete from PC, with side effects.	MAY need to also update PidTagRtfSyncBodyCrc , PidTagRtfSyncBodyCount , PidTagRtfSyncBodyTag , PidTagRtfSyncPrefixCount , and PidTagRtfSyncTrailingCount
SPDEL_4	Succeeds, but does not actually delete the property.	None
SPDEL_5	Delete, with side effects.	PidTagConversationId

2.5.3.4 Interpreting the List Behavior Column

The last column in the calculated property table indicates that visibility of each property when various operations to retrieve or otherwise list the property are invoked. There are three possible List behaviors for each property, which are explained in the following table.

Behavior	Description
ALWAYS	The property is ALWAYS included in an enumerate properties call.
ALLOW	This property is only included in an enumerate properties call if the property already exists in the underlying PC.
BASED	This property is included only if the property indicated in the Base Tag column exists in the PC.
BODY	This property is included only if at least one of the Message object body properties (PidTagRtfCompressed , PidTagBody , PidTagBodyHtml or PidTagHtml) exists in the PC.
NEVER	This property is never included in an enumerate properties call.

The List behavior only dictates the visibility of a calculated property during a call to enumerate all the properties of an object. A property with a List Behavior of NEVER can still be retrieved and even modified (according to its Get, Set, and Delete rules).

2.6 Maintaining Data Integrity

The following section outlines a series of considerations for implementations that intend to modify the contents of a PST.

This section specifies a set of implementation considerations to maintain PST file integrity while modifying its contents and to ensure the modified PST continues to be recognized and accessible by other implementations of this file format specification. Specific algorithms are not discussed in this section.

2.6.1 NDB Layer

The NDB layer, for the purpose of discussion in this section, consists of two portions: an infrastructure portion, and the NDB portion, as shown in the following diagram.

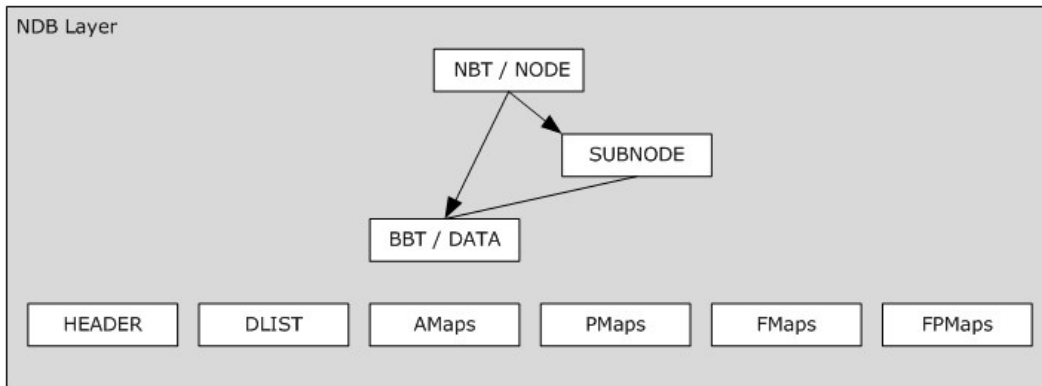


Figure 16: NDB layer

The infrastructure portion contains the various elements in the PST that maintain the lowest-level information, which includes: the PST header and the allocation metadata pages (that is, AMaps, PMaps, FMaps, FPMaps, and the DList). Together these entities form the underlying infrastructure that represent the metadata and state on which the proper functioning of the PST relies. The header and the allocation metadata pages are the only entities in the PST that are ever modified in-place.

The NDB portion is the node database that includes the NBT and BBT, and all its associated operations. This section covers the various implementation considerations associated with the NDB Layer. To start, the following table illustrates the various entities that exist in the NDB layer.

Entity	Required?	Instances	Remarks
PST HEADER	Y	1	The PST header MUST be maintained and up-to-date at all times.
AMap	Y	Many, Periodic	Authoritative source of all free/allocated space in the PST, MUST be maintained at all times.
PMap	Y	Many, Periodic	MUST exist in correct intervals for backward client compatibility. Implementations SHOULD NOT modify PMaps after they are created.<18>
FMap	Y	Many, Periodic	MUST exist in correct intervals for backward client compatibility. Implementations SHOULD NOT modify FMaps after they are created.<19>

Entity	Required?	Instances	Remarks
FMap	Y	Many, Periodic	MUST exist in correct intervals for backward client compatibility. Implementations SHOULD NOT modify FMaps after they are created. <20>

2.6.1.1 Basic Operations

The following sections describe the most common operations performed at the NDB layer, and specific implementation considerations.

2.6.1.1.1 Allocating Space from the PST

Allocating space directly from the PST file for higher-level operations.

Requirement level	Actions
Required	MUST check the fAMapValid value in the ROOT structure before proceeding (section 2.6.1.3.7). Each allocation MUST NOT exceed 8 kilobytes (8192 bytes) in size. The corresponding AMap MUST be updated to reflect the allocation (section 2.2.2.7.2). The cbAMapFree and cbPMapFree fields in the HEADER.ROOT structure MUST be updated to reflect the allocation.
Recommended	Use the DList, PMap, FMap, FPMMap as optimizations.
Optional	Update the DList. Update the PMap, FMap, FPMMap.

Possible side effects:

Scenario	Impact
Free slot of required size not found	The PST File needs to grow. See section 2.6.1.1.2 for additional considerations.

2.6.1.1.2 Growing the PST File

Increasing the size of the PST file to create more space for allocation.

Requirement level	Actions
Required	The PST file MUST grow at integer multiples of the number of bytes mapped by an AMap (that is, multiples of approximately 250 kilobytes). All new AMaps created MUST be properly initialized. If needed, PMaps, FMaps, and FPMMaps MUST be created at the required intervals and properly initialized (section 2.2.2.7). The ibFileEof , ibAMapLast , cbAMapFree and cbPMapFree fields in the HEADER.ROOT structure MUST be updated to reflect the growth.
Recommended	None.

Requirement level	Actions
Optional	Update the DList.

Possible side effects: None

2.6.1.1.3 Freeing Space Back to the PST

Freeing allocated space to the PST.

Requirement level	Actions
Required	The corresponding AMap MUST be updated to reflect the freed page (section 2.2.2.7.2). The cbAMapFree and cbPMapFree fields in the HEADER.ROOT structure MUST be updated accordingly.
Recommended	None.
Optional	Update the DList. Update the PMap, FMap, FPMMap.

Possible side effects: None.

2.6.1.1.4 Creating a Page

Allocating a new page and assigning an BID.

Requirement level	Actions
Required	MUST check the fAMapValid value in the ROOT structure before proceeding (see section 2.6.1.3.7). Page allocations MUST be 512 bytes in size and aligned on a 512-byte boundary. Allocate space for the page (section 2.6.1.1.1). The PAGETRAILER MUST be initialized (section 2.2.2.7.1). The BBT Reference Count for each data block MUST be initialized. The BBT MUST be updated to reflect the new data block(s). The bidNextB field in the HEADER.ROOT structure MUST be incremented. The bidNextP field in HEADER MUST also be incremented.
Recommended	Use the DList, PMap, FMap, FPMMap as optimizations.
Optional	Update the DList. Update the PMap, FMap, FPMMap.

Possible side effects:

Scenario	Impact
Free slot of required size not	The PST File needs to grow. Refer to section 2.6.1.1.2 for additional

Scenario	Impact
found.	considerations.
BBT page too full.	The BBT might need more levels or need to be balanced.

2.6.1.1.5 Creating a Block

Allocating a new data block and assigning an BID.

Requirement level	Actions
Required	<p>MUST check the fAMapValid value in the ROOT structure before proceeding (section 2.6.1.3.7).</p> <p>Block allocations MUST be integer multiples of 64 bytes in size and aligned on a 64-byte boundary. The allocation size MUST factor in the size of the extra BLOCKTRAILER.</p> <p>Allocate space for the block (section 2.6.1.1.1).</p> <p>Non-internal data blocks MUST be encoded according to HEADER.bCryptMethod.</p> <p>The BBT Reference Count for each data block MUST be initialized.</p> <p>The BBT MUST be updated to reflect the new data block(s).</p> <p>The BLOCKTRAILER MUST be initialized, including the data CRC (section 2.2.2.8.1).</p> <p>The bidNextB field in the HEADER.ROOT structure MUST be incremented.</p>
Recommended	Use the DList, PMap, FMap, FPMMap as optimizations.
Optional	<p>Update the DList.</p> <p>Update the PMap, FMap, FPMMap.</p>

Possible side effects:

Scenario	Impact
Free slot of required size not found.	The PST File needs to grow. Refer to section 2.6.1.1.2 for additional considerations.
BBT page too full.	The BBT might need more levels or need to be balanced.

2.6.1.1.6 Freeing a Page in the PST

Freeing an allocated page back to the PST file.

Requirement level	Actions
Required	<p>Drop the reference count of the BID that corresponds to the page.</p> <p>In the reference count drops to less than 2, then free the BID (section 2.6.1.1.3).</p>
Recommended	Validate the PAGETRAILER to make sure the page is valid (section 2.2.2.7.1).
Optional	None.

Possible side effects: None.

2.6.1.1.7 Dropping the Reference Count of a Block

Dropping the reference count of an allocated block, and freeing back to the PST if the reference count drops to one or less.

Requirement level	Actions
Required	Drop the reference count of the BID associated with the data block. If the reference count drops to less than 2, then free the BID (section 2.6.1.1.3).
Recommended	Validate the BLOCKTRAILER to make sure the block is valid (section 2.2.2.8.1).
Optional	None.

Possible side effects: None.

2.6.1.1.8 Modifying a Page

Modifying the contents of a page.

Requirement level	Actions
Required	MUST check the fAMapValid value in the ROOT structure before proceeding (see section 2.6.1.3.7). Create a new page for the modifications (section 2.6.1.1.4). Replace references to the old page BID with the new page BID. Free the old page (section 2.6.1.1.6).
Recommended	None.
Optional	None.

Possible side effects:

Scenario	Impact
Free slot of required size not found.	The PST File needs to grow. Refer to section 2.6.1.1.2 for additional considerations.
Higher-level pages reference this page.	Higher-level pages MUST be recursively modified using the same mechanism.

2.6.1.1.9 Modifying a Block

Modifying the contents of a block.

Requirement level	Actions
Required	MUST check the fAMapValid value in the ROOT structure before proceeding (see section 2.6.1.3.7). Create a new block for the modified data (section 2.6.1.1.5). Replace references to the old BID with the new BID, this requires cascading

Requirement level	Actions
	modifications to other referencing pages (section 2.6.1.1.8). Drop the reference count of the old block (section 2.6.1.1.7).
Recommended	None.
Optional	None.

Possible side effects:

Scenario	Impact
Free slot of required size not found.	The PST File needs to grow. Refer to section 2.6.1.1.2 for additional considerations.
The block is referenced by a data tree.	The XBLOCK and the data tree blocks that reference the XBLOCK MUST be recursively modified using the same mechanism.

2.6.1.2 NDB Operations

2.6.1.2.1 Creating a New Node

Creating a new node with a data BLOB (see next section for adding a subnode).

Requirement level	Actions
Required	New data block(s) MUST be allocated to store the data (section 2.6.1.1.5). The NBT MUST be updated to reflect the new node and associated BIDs (section 2.2.2.7.7.4). The corresponding rgnind[nidType] field in the HEADER.ROOT structure MUST be incremented accordingly.
Recommended	BTree pages SHOULD be maintained at under 90 percent capacity.
Optional	None.

Possible side effects:

Scenario	Impact
Not enough free space.	The PST File needs to grow.
BBT page too full.	The BBT might need more levels or need to be balanced.
NBT page too full.	The NBT might need more levels or need to be balanced.
Data BLOB larger than 8 kilobytes.	A data tree needs to be constructed to store the data BLOB.

2.6.1.2.2 Creating or Adding a Subnode Entry

Creating a subnode entry with a data BLOB and associating it with an existing node.

Requirement level	Actions
Required	Create a new data block (section 2.6.1.1.5). Allocate an SLBLOCK, if one does not exist (section 2.6.1.1.5). Associate the SLBLOCK with nidSub of the containing node (NBT page needs to be modified). Create a new SLENTY in the SLBLOCK and associate it with the data block.
Recommended	None.
Optional	None.

Possible side effects:

Scenario	Impact
Not enough free space.	The PST File needs to grow.
BBT page too full.	The BBT might need more levels or need to be balanced.
SLBLOCK is full.	The subnode BTree needs to grow in depth to accommodate new subnode entry.
Data BLOB larger than 8 kilobytes.	A data tree needs to be constructed to store the data BLOB.

NIDs for subnodes are internal and therefore NOT allocated from the **rgnid[nidType]** counter in the HEADER.

2.6.1.2.3 Modifying Node Data

Modifying the contents of the data BLOB of an existing node.

Requirement level	Actions
Required	Create a new data block(s) for the modified data (section 2.6.1.1.5). The NBT node entry MUST be updated with the new BID(s) (section 2.6.1.1.8).
Recommended	If the data is stored in a data tree, implementations are encouraged to add optimizations to only replace the specific blocks that have actually been modified.
Optional	None.

Possible side effects:

Scenario	Impact
Not enough free space to store the new data BLOB.	The PST File needs to grow.
BBT page too full.	The BBT might need more levels or need to be balanced.
New data BLOB larger than 8 kilobytes.	A data tree needs to be constructed to store the data

Scenario	Impact
	BLOB.

A new data block **MUST** be allocated even if the new content is smaller than or equal to the old content in size. See section [2.6.1.3.1](#) for further explanation.

2.6.1.2.4 Duplicating the Contents of One Node to Another

Copying all the contents of an existing node to a new node, where the new node can be a top-level node or a subnode (for example, when a Message object is added to another Message object as an Attachment object). Both nodes end up referencing the same instance of the data block, and subnodes (that is, single-instancing).

Requirement level	Actions
Required	<p>The BBT Reference Count for bidData and bidSub of the existing node MUST be incremented.</p> <p>The NBT or SLBLOCK MUST be updated, depending on whether the target is a node or subnode, to reflect the new node, using the same bidData and bidSub values as the existing node.</p> <p>The corresponding rgnind[nidType] field in the HEADER.ROOT structure MUST be incremented.</p>
Recommended	None.
Optional	None.

Possible side effects:

Scenario	Impact
NBT page too full.	The NBT might need more levels or need to be balanced.
The target is a subnode and the SLBLOCK is full.	The subnode BTree needs to grow in depth to accommodate new subnode entry.

If **bidData** points to a data tree, there is no need to recursively increment the reference count of its child data blocks.

If the node contains a subnode, there is no need to recursively increment the reference count of its child data blocks.

In many cases the existing node and new node have a different **nidParent**.

2.6.1.2.5 Modifying Subnode Entry Data

Modifying the data associated with a subnode entry. This is identical to modifying node data in section [2.6.1.2.3](#), except that the subnode entry is located using the subnode BTree of the containing node instead of looking up the NBT.

Requirement level	Actions
Required	Create new data block(s) for the modified data (section 2.6.1.1.5). The corresponding SLBLOCK subnode entry MUST be updated with the new BID(s) (section 2.6.1.1.5). Modify NBT pages that reference the subnode BTree (section 2.6.1.1.8).
Recommended	If the data is stored in a data tree, implementations are encouraged to add optimizations to only replace the specific blocks that have actually been modified.
Optional	None.

Possible side effects:

Scenario	Impact
Not enough free space to store the new data BLOB.	The PST file needs to grow.
BBT page too full.	The BBT might need more levels or need to be balanced.
New data BLOB larger than 8 kilobytes.	A data tree needs to be constructed to store the data BLOB.
The SLBLOCK is full and a new subnode entry is added.	The subnode BTree needs to grow in depth to accommodate new subnode entry.

See section [2.6.1.2.3](#).

2.6.1.2.6 Deleting a Subnode

Deleting an existing subnode.

Requirement level	Actions
Required	The reference count for bidData and bidSub of each subnode entry MUST be dropped (section 2.6.1.1.7). The corresponding subnode entry MUST be removed from the SLBLOCK of the containing node (section 2.6.1.1.9). The reference count of the SLBLOCK MUST be dropped (section 2.6.1.1.7).
Recommended	None.
Optional	None.

Possible side effects:

Scenario	Impact
Subnode contains subnodes.	The reference counts of the bidData and bidSub for each of the Sub-subnodes MUST be dropped, which ensures the blocks are freed.

2.6.1.2.7 Deleting a Node

Deleting an existing node and its contents from the PST.

Requirement level	Actions
Required	The reference count for bidData MUST be dropped (section 2.6.1.1.7). Reference count of bidSub , if exists, MUST be dropped (section 2.6.1.1.7). The node MUST be removed from the NBT (section 2.6.1.1.8).
Recommended	None.
Optional	None.

Possible side effects:

Scenario	Impact
The key of the deleted entry is also a key value used in the parent index block.	If the leaf block is not empty after the delete, then the index row in the parent index block MUST be updated to use the next key value in the leaf block. However, if the leaf block is empty, then the parent index row MUST be removed. In some cases (for example, the index block becomes empty as well) this can have cascading effects up the index path.

2.6.1.3 Special Considerations

The following is a list of special considerations while implementing a PST client.

2.6.1.3.1 Immutability

This file format specification treats the NDB as an immutable store. What this means is that, with the exception of the header and allocation metadata pages, the data in the NDB MUST NOT be modified in-place. Instead, a new copy of the data needs to be written at a new location, and then, when all references of the pre-existing data have been removed, the old data can be purged.

2.6.1.3.2 Single-Instance Storage

As seen in section [2.6.1.2.4](#), the NDB Layer supports single-instance storage by having reference counts associated with each data block. Additional references to the same BID can be held as multiple nodes hold references to the same BID. This, combined with the immutability of the NDB store, allows new versions of a particular modified copy to be persisted in a new BID while all the other un-modified copies continue to refer to the old data.

2.6.1.3.3 Transactional Semantics

Higher-level messaging applications often require transactional semantics that allow independent views of the underlying data. For example, if two Message objects are opened and then one of them is modified, the other does not see the changes unless and until it is closed and re-opened.

Such semantics can be modeled over the NDB, because each Message object is represented by a node, which only contains a BID for the data block and optionally a subnode. Because the NDB is immutable, which means any modification to the underlying Message object MUST cause the BID to increase, by caching the BIDs when opening a Message object, an implementation can determine whether the underlying Message object had been modified since the Message object was opened.

By architecting the sequence of modifications to ensure that BIDs are only updated after all the underlying data is successfully written, an implementation can design a system that leaves little or no chance for a Message object to end up in an inconsistent state.

In addition, the **fAmapValid** flag in the ROOT structure can also be used to implement transactional semantics for a group of related operations that requires several allocations from the PST (that is, AMaps). See section [2.6.1.3.7](#) for further details.

2.6.1.3.4 Backfilling

Backfilling is an allocation strategy designed to reclaim some of the free space in the PST methodically walking through the file from end to start, filling in empty spaces along the way as allocation requests come in. The backfilling process is initiated when the overall file utilization (that is, free space to file size ratio) drops below a threshold. The threshold is not specified in the PST file and is up to the implementation of the PST client.

When a backfill is initiated, the DFL_BACKFILL_COMPLETE flag is cleared from the DList and the **ulCurrentPage** field in the DLISTPAGE is set to the index of the last AMap page of the PST. For subsequent allocations, the implementation SHOULD scan for free space backwards (that is, towards the beginning of the file). If space is found, then space is allocated from the AMap page indicated by **ulCurrentPage**. However, if that AMap page cannot service the allocation, then **ulCurrentPage** is updated with the index of the AMap page before the current page. The process repeats itself until the **ulCurrentPage** reaches the first AMap page, in which case the backfill has finished and the DFL_BACKFILL_COMPLETE flag is set in **bFlags**.

Note that backfilling is an optional optimization feature and is not required. [<21>](#)

2.6.1.3.5 Internal Fragmentation and Locality of Reference

The immutable nature of the NDB means that any data that is modified from time to time is constantly being moved around in the file, because each modification requires a new allocation in the file. This also means that, as data is edited, small pockets of free space are created throughout the file when the original copy of the data is removed.

The allocation algorithm used by the NDB is very efficient in repurposing the small pockets of free space created when a block is edited. However this algorithm makes no attempt to keep related data together because the overall goal is to use space within the file as efficiently as possible.

The end result of this is that any NDB which is not completely static is very prone to internal fragmentation as edits are made. This is especially true of larger streams of data because they are comprised of many blocks, some of which are touched by edits and others of which are not. Those blocks touched by an edit move and those that aren't remain where they are, leading to more and more fragmentation as the different parts of the stream are edited at different times.

This tendency of a PST to fragment internally naturally lends to low locality of reference which means highly scattered read/write patterns. It is recommended that implementations design an access mechanism that minimizes the performance impact of fragmented data access.

2.6.1.3.6 Caching

Modifications to NDB objects often require updates in several different areas of the PST file. For example, creating a new node requires, at a minimum, modifications to the HEADER, AMap, BBT, NBT and also writing data block(s). These modifications become more frequent and compound quickly as higher-level operations are involved (such as moving a Folder object with sub-Folder objects). Often, the same object is modified several times within a single high-level operation.

Caching is a very efficient way to reduce the cost of disk I/O by eliminating unnecessary write-through for objects that are constantly being updated, such as the HEADER, AMaps, NBT / BBT pages, and so on). Performance enhancements can be achieved by implementing page or data block caching mechanisms.

2.6.1.3.7 Crash Recovery and AMap Rebuilding

The **fAMapValid** flag in the ROOT structure is used to indicate whether the AMaps in the PST file are in a known-valid state. In general, this flag is set to one of the two valid states described in section [2.2.2.5](#).

However, at the beginning of any operation that either allocates or frees space in the PST file, implementations set the **fAMapValid** value to **INVALID_AMAP**, which signifies that the AMaps (and also PMaps, FMaps, and FPMs, for that matter) cannot be trusted. When the operation is complete, this value is set back to the valid state. In the event where the PST file is abnormally closed before the operation is finished, it is likely that **fAMapValid** was never restored back to the valid state. In that case, the PST file **MUST** go through a very expensive recovery operation the next time an attempt to allocate file space is made.

This recovery phase, called an "AMap rebuild", involves first marking all the AMaps as "free", and then walking the NBT and BBT to mark pages and blocks as "allocated" in the map pages as they appear. The rebuild process also ensures that all space occupied by the AMaps, PMaps, FMaps and FPMs are properly marked as allocated.

Implementations are NOT required to implement AMap Rebuild algorithms, but **MUST** first check the **fAMapValid** value before manipulating the AMaps in any way. If the **fAMapValid** value is set to invalid, implementations that do not implement AMap Rebuild algorithms **MUST NOT** modify the PST file in any way. Read-only implementations, however, **MAY** ignore the **fAMapValid** value.

Starting with Outlook 15 (PST version 36) the AMap rebuild was replaced by an internal algorithm to handle rebuilds and the **fAMapValid** may not be set correctly and should be ignored.

2.6.2 LTP Layer

The LTP layer provides higher-level semantics that abstract the primitive node-based operations. The following diagram graphically illustrates the various structures provided by the LTP layer.

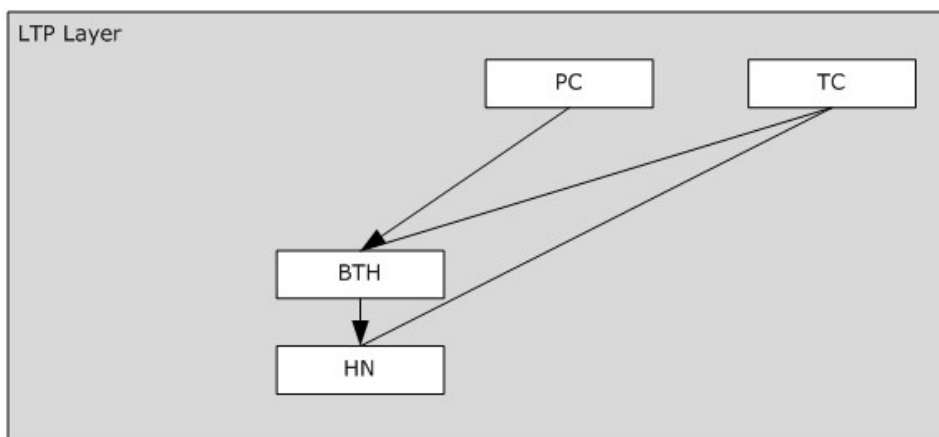


Figure 17: LTP layer

The following sections describe the most common operations performed at the LTP layer, and specific implementation considerations.

2.6.2.1 HN Operations

2.6.2.1.1 Creating an HN

Creating a heap node. This is identical to creating a node in section [2.6.1.2.1](#), with a data BLOB that contains properly-formatted HNHDR and HNPAGEMAP structures.

Requirement level	Actions
Required	See requirements for section 2.6.1.2.1 . The HNHDR and HNPAGEMAP structures MUST be properly initialized (section 2.3.1).
Recommended	None.
Optional	None.

Possible side effects: See section [2.6.1.2.1](#).

2.6.2.1.2 Allocating from the HN

Allocates space out of the heap node. This is an extended case of modifying node data in section [2.6.1.2.3](#).

Requirement level	Actions
Required	See requirements for section 2.6.1.2.3 . A heap allocation MUST fit within a single block. Maximum size of a heap allocation is 3580 bytes. HNPAGEMAP for any modified heap block MUST be maintained (section 2.3.1.5). The Fill Level Map that corresponds to the modified block (HNs with a data tree) is updated.
Recommended	None.
Optional	None.

Possible side effects: See section [2.6.1.2.3](#).

When an HN no longer fits within a single data block, a data tree is created to span multiple data blocks. When adding new data blocks, implementers MUST use the correct block header format (that is, HNHDR, HNPAGEHDR or HNBITMAPHDR). Refer to section [2.3.1.6](#) for details.

2.6.2.1.3 Freeing an Allocation

Freeing an allocated slot in the heap node. This is an extended case of modifying node data in section [2.6.1.2.3](#).

Requirement level	Actions
Required	<p>An existing HN (section 2.6.2.1.1).</p> <p>See requirements for section 2.6.1.2.3.</p> <p>If the freed allocation leaves a gap between allocations, the latter entries MUST be moved up to fill in the gap.</p> <p>The rgibAlloc field of HNPAGEMAP MUST also be updated to reflect the new allocation offsets.</p> <p>Update the Fill Level Map that corresponds to the freed space (HNs with a data tree) (section 2.3.1.2 through section 2.3.1.4).</p>
Recommended	None.
Optional	None.

Possible side effects: See section [2.6.1.2.3](#).

Because the HNPAGEMAP uses the starting offset of the next allocation (or the end of the allocations) to determine the size of the current allocation, any gaps in the allocated heap MUST be moved up to keep the data tightly packed. The **rgibAlloc** array also needs to be adjusted for the relocation of any subsequent entries.

2.6.2.1.4 Deleting an HN

Deleting a heap node. This is identical to deleting a node. See section [2.6.1.2.7](#).

Requirement level	Actions
Required	See requirements for section 2.6.1.2.7 .
Recommended	None.
Optional	None.

Possible side effects: See section [2.6.1.2.7](#).

2.6.2.2 BTH Operations

2.6.2.2.1 Creating a BTH

Creating a new BTree-on-Heap. This is analogous to making a few allocations from the HN for the BTH-related structures.

Requirement level	Actions
Required	<p>An existing HN (section 2.6.2.1.1).</p> <p>The BTHHEADER MUST be allocated from the HN (section 2.6.2.1.2), and properly initialized (section 2.3.2.1).</p>
Recommended	None.
Optional	None.

Possible side effects: See section [2.6.2.1.1](#) and [2.6.2.1.2](#).

2.6.2.2.2 Inserting into the BTH

Inserting a new entry into the BTH. This consists of modifying contents of the existing HN allocations, and possibly making new allocations to grow the BTH.

Requirement level	Actions
Required	An existing BTH (section 2.6.2.2.1). A new HN allocation is made for the new data (section 2.6.2.1.2). A new BTH record is created for the new item and inserted into the corresponding BTH structure (section 2.6.2.2.3) .
Recommended	BTH index and leaf blocks SHOULD be maintained at under 90 percent capacity.
Optional	None.

Possible side effects:

Scenario	Impact
BTH index or leaf block Full	The index or leaf block needs to be split and a new index level created. Portions of the BTree MUST be re-balanced.

To clarify the terminology, the word "block" referenced in "index / leaf block" actually refers to an HN allocation instead of an actual data block in the BBT.

The size of an index or leaf block for a BTH is 3580 bytes. The number of index or leaf entries that can fit into each block depends on the size of the index and data items.

2.6.2.2.3 Modifying Contents of a BTH Entry

Modifying contents of a BTH entry. This refers to modifying the data value of an existing BTH entry. In essence, this is a particular case of modifying node data in section [2.6.1.2.3](#).

Requirement level	Actions
Required	An existing BTH (section 2.6.2.2.1). See requirements for section 2.6.1.2.3 .
Recommended	None.
Optional	None.

Possible side effects: See section [2.6.1.2.3](#).

2.6.2.2.4 Deleting a BTH Entry

Deleting an entry from a BTH is a particular case of modifying node data in section [2.6.1.2.3](#).

Requirement level	Actions
Required	See requirements for section 2.6.1.2.3 . The BTH entry MUST be deleted from the corresponding BTH structure (section 2.3.2.3).
Recommended	None.
Optional	None.

Possible side effects:

Scenario	Impact
The key of the deleted entry is also a key value used in the parent index block.	If the leaf block is not empty after the delete, then the index row in the parent index block MUST be updated to use the next key value in the leaf block. However, if the leaf block is empty, then the parent index row MUST be removed. In some cases (for example, the index block becomes empty as well) this can have cascading effects up the index path.
	Also see section 2.6.1.2.3 .

2.6.2.2.5 Deleting a BTH

Deleting a BTH. This is identical to deleting a series of HN allocations in section [2.6.2.1.3](#).

Requirement level	Actions
Required	Starting from the HID of the BTH header, walk down all the BTH entry records (recursively if needed) and free all the HN allocations associated with the BTH (section 2.6.2.1.3). Once all the BTH entries are freed, free the BTH header (section 2.6.2.1.3).
Recommended	None.
Optional	None.

Possible side effects: See section [2.6.2.1.3](#).

2.6.2.3 PC Operations

2.6.2.3.1 Creating a PC

Creating a Property Context. This is a special case of creating a BTH in section [2.6.2.2.1](#).

Requirement level	Actions
Required	See requirements for section 2.6.2.2.1 . Set the hidUserRoot to the HID of the BTH header (section 2.3.2.1). The key size of the underlying BTH MUST be 2 bytes (section 2.3.3.3). The data size of the underlying BTH MUST be 6 bytes (section 2.3.3.3).
Recommended	None.

Requirement level	Actions
Optional	None.

Possible side effects: See section [2.6.2.2.1](#).

2.6.2.3.2 Inserting into the PC

Inserting properties into the Property Context. This is very similar to inserting into the BTH in section [2.6.2.2.2](#), except that data that is larger than 4 bytes in size is stored in a separate HN allocation or in the subnode instead.

Requirement level	Actions
Required	An existing PC (section 2.6.2.3.1). See requirements for section 2.6.2.2.2 .
Recommended	None.
Optional	None.

Possible side effects: See section and [2.6.2.2.2](#) and [2.6.2.3.1](#) (if applicable).

If the data is variable-size but less than or equal to 3580 bytes, then the data is stored in a separate HN allocation. The HID of the allocation is stored in the **dwValueHnid** field for the PC BTH record (section [2.3.3.3](#)).

If the data is variable-size and more than 3580 bytes, then the data is stored in a separate subnode entry. The subnode NID is stored in the **dwValueHnid** field of the PC BTH record (section [2.3.3.3](#)).

Because an HID is a special NID with NID_TYPE of NID_TYPE_HID, HIDs and subnode NIDs values never collide, implementations can easily determine if **dwValueHnid** points to an HID or a subnode (section [2.2.2.1](#)).

2.6.2.3.3 Modifying the Value of a Property

Modifying the value of an existing property in the Property Context. This is similar to modifying contents of a BTH entry in section [2.6.2.2.3](#), except when the data is stored in a separate HN allocation (section [2.6.1.2.3](#)) or in the subnode (section [2.6.1.2.5](#)).

Requirement level	Actions
Required	An existing PC (section 2.6.2.3.1). See section 2.6.2.2.3 , 2.6.1.2.3 , and 2.6.1.2.5 (if applicable).
Recommended	None.
Optional	None.

Possible side effects: See sections [2.6.2.3.1](#), [2.6.2.2.3](#), [2.6.1.2.3](#), and [2.6.1.2.5](#), where applicable.

2.6.2.3.4 Deleting a Property

Deleting an existing property from a Property Context. This is similar to Deleting a BTH entry in section [2.6.2.2.4](#), except when the data is stored in a separate HN allocation (section [2.6.2.1.3](#)) or in the subnode (section [2.6.1.2.6](#)).

Requirement level	Actions
Required	An existing PC (section 2.6.2.3.1). See section 2.6.2.2.4 , 2.6.2.1.3 and 2.6.1.2.6 (if applicable).
Recommended	None.
Optional	None.

Possible Side Effects: See sections [2.6.2.3.1](#), [2.6.2.2.4](#), [2.6.2.1.3](#), and [2.6.1.2.6](#), where applicable.

2.6.2.3.5 Deleting a PC

Deletes an existing Property Context altogether. This is identical to deleting a node. See section [2.6.1.2.7](#).

Requirement level	Actions
Required	See requirements for section 2.6.1.2.7 .
Recommended	None.
Optional	None.

Possible side effects: See section [2.6.1.2.7](#).

2.6.2.4 TC Operations

2.6.2.4.1 Creating a TC

Creating a Table Context. This involves creating a heap node with specialized contents (section [2.6.2.1.1](#)), and an embedded BTH within the HN (section [2.6.2.2.1](#)).

Requirement level	Actions
Required	See section 2.6.2.1.1 and 2.6.2.2.1 . The TCINFO (section 2.3.4.1) and TCOLDESC (section 2.3.4.2) structures MUST be properly initialized. The embedded BTH key and data fields MUST be set up according to the TCROWID structure (see section 2.3.4.3.1).
Recommended	None.
Optional	None.

Possible side effects: See section [2.6.2.1.1](#) and [2.6.2.2.1](#).

When setting up the **TCOLDESC** structures, special care **MUST** be given when assigning the **iBit** fields to ensure the proper ordering of the columns based on the column data size (section [2.3.4.2](#)).

Also see section [2.3.4.2](#) for the rules regarding setting the **cbData** field of **TCOLDESC**, noting the use of HNIDs for variable-size data or fixed-size data that exceeds 8 bytes.

2.6.2.4.2 Inserting into the TC

Inserting a row into the Table Context. This is analogous to inserting an entry into the embedded BTH (section [2.6.2.2.2](#)). If the data is variable-size or exceeds 8 bytes, then the data is either stored in a separate HN allocation (section [2.6.2.1.2](#)), or in the subnode ([2.6.1.2.2](#)).

Requirement level	Actions
Required	An existing TC (section 2.6.2.4.1). See requirements for section 2.6.2.2.2 , 2.6.2.1.2 , and 2.6.1.2.2 (if applicable). The row data record (section 2.3.4.4.1) MUST be properly formatted and appended to the end of the existing Row Matrix. A properly-formatted TCROWID structure (see section 2.3.4.3.1) that corresponds to the row data record MUST be inserted into the embedded BTH.
Recommended	None.
Optional	None.

Possible side effects: See sections [2.6.2.4.1](#), [2.6.2.2.2](#), [2.6.2.1.2](#), and [2.6.1.2.2](#), where applicable.

If the data is variable-size but less than or equal to 3580 bytes, then the data is stored in a separate HN allocation. The HID of the allocation is stored in the corresponding 4-byte data slot for the TC row data record (section [2.3.4.4.1](#)).

If the data is variable-size and more than 3580 bytes, then the data is stored in a separate subnode entry. The subnode NID is stored in the corresponding 4-byte data slot in the TC row data record (section [2.3.4.4.1](#)).

If the data is fixed-size and more than 8 bytes in size, then the data is stored in a separate HN allocation.

Because an HID is a special NID with NID_TYPE of NID_TYPE_HID, HIDs and subnode NIDs values never collide, implementations can easily determine if a data slot points to an HID or a subnode (section [2.2.2.1](#)).

Also see sections [2.6.2.4.1](#), [2.6.2.2.2](#), [2.6.2.1.2](#), and [2.6.1.2.2](#), where applicable.

2.6.2.4.3 Modifying Contents of a Table Row

Modifying the contents of a Table Row. This refers to changing the value of a column in a particular Table Row. This involves re-allocating from the HN, or modifying subnode entry data.

Requirement level	Actions
Required	An existing TC (section 2.6.2.4.1). If the Row Matrix is in an HN, then see requirements for sections 2.6.2.1.2 and

Requirement level	Actions
	2.6.2.1.3 . If the Row Matrix is in a subnode entry, then see requirements for section 2.6.1.2.5 .
Recommended	None.
Optional	None.

Possible side effects: See sections [2.6.2.4.1](#), [2.6.2.1.2](#), [2.6.2.1.3](#), and [2.6.1.2.5](#), where applicable..

2.6.2.4.4 Adding a Column

Adding a column to a TC. This involves modifying the TCINFO, adding a new column definition to the **TCOLDESC** array, as well as widening every row of the Row Matrix to add a new data slot (and also widen the CEB array, if it runs out of unused bits). This involves allocating and freeing HN entries, and modifying subnode data, if the Row Matrix is stored in a subnode.

Requirement level	Actions
Required	An existing TC (section 2.6.2.4.1). See requirements for sections 2.6.2.1.2 , 2.6.2.1.3 , and 2.6.1.2.5 (if applicable). The TCINFO (section 2.3.4.1) MUST be updated to account for the new column. A new TCOLDESC structure (section 2.3.4.2) MUST be added for the new column. Each row in the Row Matrix needs to be widened to add an data slot for the new column. If the CEB runs out of unused bits, then the CEB for each row MUST grow to accommodate the new column. The CEB for each row MUST also be updated to indicate that the new column is "non-existent".
Recommended	None.
Optional	None.

Possible side effects: See sections [2.6.2.4.1](#), [2.6.2.1.2](#), [2.6.2.1.3](#), and [2.6.1.2.5](#), where applicable.

When setting up the new **TCOLDESC** structure, special care MUST be given when assigning the **iBit** fields to ensure the proper ordering of the columns based on the column data size (section [2.3.4.2](#)). It is also important to re-assign the **iBit** fields of any other **TCOLDESC** structure that is shifted as a result of inserting the new column.

Also refer to section [2.3.4.2](#) for the rules regarding setting the **cbData** field of **TCOLDESC**, noting the use of HNIDs for variable-size data or fixed-size data that exceeds 8 bytes.

2.6.2.4.5 Deleting the Value of a Column

Deleting the value of a column refers to setting the value of a column in a particular Table Row as "non-existent". This is done by setting the Cell Existence bit (CEB) that corresponds to that column in the row data to "0". This is a particular case of modifying contents of a Table Row.

Requirement level	Actions
Required	An existing TC (section 2.6.2.4.1). See section 2.6.2.4.3 .
Recommended	None.
Optional	None.

Possible side effects: See sections [2.6.2.4.1](#) and [2.6.2.4.3](#).

2.6.2.4.6 Deleting a Column

Deleting an existing column in a Table Context.

Implementations SHOULD NOT delete existing columns in a Table Context.

2.6.2.4.7 Deleting a Row

Deleting an existing Row from a Table Context. This involves deleting an entry from the embedded BTH (section [2.6.2.2.4](#)) and modifying other BTH entry values (section [2.6.2.2.3](#)), and re-allocating HN entries (sections [2.6.2.1.2](#), [2.6.2.1.3](#)) or modifying subnode entry data (section [2.6.1.2.5](#)), depending where the Row Matrix is stored.

Requirement level	Actions
Required	An existing TC (section 2.6.2.4.1). See requirements for sections 2.6.2.2.4 , 2.6.2.2.3 , 2.6.2.1.2 , 2.6.2.1.3 , and 2.6.1.2.5 (if applicable). Subsequent rows in the Row Matrix MUST be moved up to replace the gap caused by the deleted row. Some TCROWID entries in the embedded BTH MUST also be updated (specifically the RowIndex field) to account for the shifting of their row index (section 2.3.4.3.1).
Recommended	None.
Optional	None.

Possible side effects: See sections [2.6.2.2.4](#), [2.6.2.2.3](#), [2.6.2.1.2](#), [2.6.2.1.3](#), and [2.6.1.2.5](#), where applicable.

2.6.2.4.8 Deleting a TC

Deleting an existing Table Context altogether. This is identical to Deleting a node in section [2.6.1.2.7](#).

Requirement level	Actions
Required	See requirements for section 2.6.1.2.7 .
Recommended	None.
Optional	None.

Possible side effects: See section [2.6.1.2.7](#).

Because Table Contexts are rarely used in a stand-alone manner, special care **MUST** be taken to ensure that removing a TC does not cause higher-level entities to malfunction.

2.6.3 Messaging Layer

The Messaging layer provides a Messaging-oriented interface that consists of concepts and objects that are consistent with structured storage models such as Folder objects, Message objects, and Attachment objects. The following diagram shows the various structures exposed at the Messaging layer.

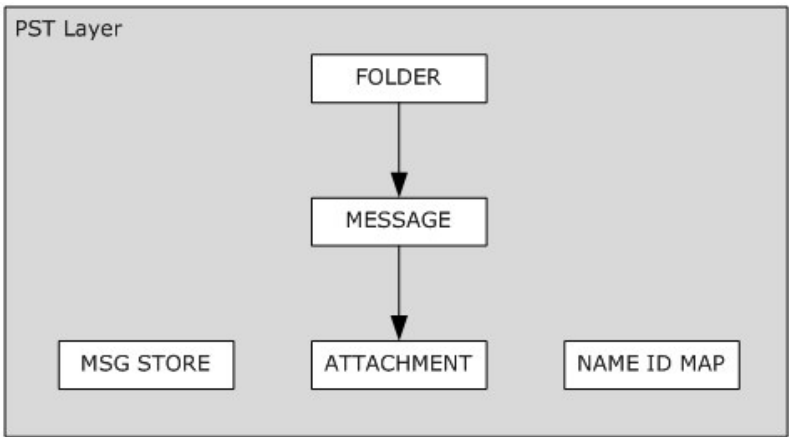


Figure 18: Messaging layer

The following sections describe the most common operations performed at the Messaging layer, and specific implementation considerations.

2.6.3.1 Message Store Operations

2.6.3.1.1 Creating the Message Store

Creating the message store. This is identical to creating a PC (section [2.6.2.3.1](#)) with a special NID, and setting a minimal set of properties (section [2.6.2.3.2](#)).

Requirement level	Actions
Required	Identical to section 2.6.2.3.1 and 2.6.2.3.2 . NID MUST be NID_MESSAGE_STORE. See minimal set of required properties in section 2.4.3.1 .
Recommended	None.
Optional	None.

Possible side effects: See section [2.6.2.3.1](#) and [2.6.2.3.2](#).

Exactly one message store **MUST** exist in a PST file.

2.6.3.1.2 Modifying Properties of the Message Store

Modifying properties of the message store. This refers to the adding, changing and deleting of properties to or from the message store PC, which map directly to sections [2.6.2.3.2](#), [2.6.2.3.3](#) and [2.6.2.3.4](#).

Requirement level	Actions
Required	An existing message store (section 2.6.3.1.1). See sections 2.6.2.3.2 , 2.6.2.3.3 and 2.6.2.3.4 , where applicable.
Recommended	None.
Optional	None.

Possible side effects: See sections [2.6.2.3.2](#), [2.6.2.3.3](#) and [2.6.2.3.4](#), where applicable.

2.6.3.2 Folder Object Operations

2.6.3.2.1 Creating a Folder Object

Creating a Folder object. This is equivalent to creating one PC with a minimal set of properties, and three TCs.

Requirement level	Actions
Required	See sections 2.6.2.3.1 , 2.6.2.4.1 , 2.6.2.3.2 . All 4 entities (1 PC, 3 TCs) MUST exist to function properly. All 4 entities MUST have the same nidIndex . The PC MUST have NID_TYPE of NID_TYPE_NORMAL_FOLDER. The 3 TCs MUST have nidType of NID_TYPE_ASSOC_CONTENTS_TABLE, NID_TYPE_CONTENTS_TABLE and NID_TYPE_HIERARCHY_TABLE. See minimal set of required Folder object PC properties in section 2.4.4.1.1 . See minimal set of required columns for the Hierarchy TC in section 2.4.4.4.1 . See minimal set of required columns for the Contents TC in section 2.4.4.5.1 . See minimal set of required columns for the FAI contents table TC in section 2.4.4.6.1 . MUST queue a properly-formatted SUD of type SUDT_FLD_ADD to the SMQ (section 2.4.8.1).
Recommended	None.
Optional	None.

Possible side effects: See section [2.6.2.3.1](#), [2.6.2.4.1](#), and [2.6.2.3.2](#).

2.6.3.2.2 Modifying Properties of a Folder Object

Modifying properties of the Folder object. This refers to the adding, changing and deleting of properties to/from the Folder object PC, which map directly to section [2.6.2.3.2](#), [2.6.2.3.3](#) and [2.6.2.3.4](#).

Requirement level	Actions
Required	An existing Folder object (section 2.5.2.2). See sections 2.6.2.3.2 , 2.6.2.3.3 and 2.6.2.3.4 , where applicable. MUST queue a properly-formatted SUD of type SUDT_FLD_MOD to the SMQ (section 2.4.8.1).
Recommended	None.
Optional	None.

Possible side effects: See sections [2.6.2.3.2](#), [2.6.2.3.3](#) and [2.6.2.3.4](#), where applicable.

Some Folder object properties are also duplicated in the hierarchy TC of the parent Folder object (See section [2.4.4.4.1](#)). Implementations MUST pay special attention to any properties that are duplicated elsewhere to make sure all instances of the properties are properly updated.

Special calculated properties exist that do not map directly to externally-published properties and therefore MUST be converted, calculated or otherwise translated before persisting to or retrieving from the PST. A list of such special properties is found in section [2.5](#).

2.6.3.2.3 Adding a Sub-Folder Object

Adding a sub-Folder object to an existing Folder object. This involves creating a new Folder object, and then adding the new Folder object to the existing parent Folder object's hierarchy. Creating a Folder object is identical to section [2.6.3.2.1](#), and adding the new Folder object to the parent means adding a new row (section [2.6.2.4.2](#)) to the Hierarchy TC of the parent Folder object. Also, some of the properties in the parent Folder object (for example, folder count) need to be updated (section [2.6.3.2.2](#)).

Requirement level	Actions
Required	An existing parent Folder object (section 2.6.3.2.1). See sections 2.6.3.2.1 , 2.6.2.4.2 . nidParent of the new Folder object's NBT entry MUST be set to the NID of the parent Folder object (section 2.2.2.7.7.4). Parent properties MUST be updated to reflect new child Folder object (section 2.6.3.2.2). MUST queue a properly-formatted SUD of type SUDT_FLD_ADD for the sub-Folder object to the SMQ (section 2.4.8.1).
Recommended	None.
Optional	None.

Possible side effects: See sections [2.6.3.2.1](#), [2.6.2.4.2](#) and [2.6.3.2.2](#).

2.6.3.2.4 Moving a Folder Object

Moving a Folder object refers to moving a child Folder object from its parent Folder object to another Folder object. This involves deleting the child Folder object row from the old parent's Hierarchy TC (section [2.6.2.4.7](#)), and adding it to the new parent's Hierarchy TC (section [2.6.2.4.2](#)).

Also, some properties of both Folder object PCs (for example, folder count) need to be updated (section [2.6.3.2.2](#)).

Requirement level	Actions
Required	<p>An existing Folder object (section 2.6.3.2.1).</p> <p>An existing new parent Folder object (section 2.6.3.2.1).</p> <p>See sections 2.6.2.4.7, 2.6.2.4.2.</p> <p>nidParent of the moved Folder object's NBT entry MUST be set to the NID of the new parent Folder object (section 2.2.2.7.7.4).</p> <p>Old and new parent Folder object properties MUST be updated accordingly (section 2.6.3.2.2).</p> <p>MUST queue a properly-formatted SUD of type SUDT_FLD_MOV to the SMQ (section 2.4.8.1).</p>
Recommended	None.
Optional	None.

Possible side effects: See sections [2.6.3.2.1](#), [2.6.2.4.7](#), [2.6.2.4.2](#) and [2.6.3.2.2](#).

2.6.3.2.5 Copying a Folder Object

Copying an existing Folder object to a new parent Folder object. This involves creating a new Folder object PC for the new Folder object and populating some properties (section [2.6.2.3.1](#) and [2.6.2.3.2](#)), followed by duplicating each of the 3 Folder object TC nodes of the original Folder object to new top-level nodes for the new Folder object (section [2.6.1.2.4](#)). Also the new Folder object needs to be added to the existing target Folder object hierarchy, which requires adding a new row (section [2.6.2.4.2](#)) to the Hierarchy TC of the target Folder object. Also, some of the properties in the target Folder object (for example folder count) need to be updated (section [2.6.3.2.2](#)).

Requirement level	Actions
Required	<p>An existing Folder object (section 2.6.3.2.1).</p> <p>An existing target Folder object (section 2.6.3.2.1).</p> <p>See sections 2.6.2.3.1, 2.6.2.3.2, 2.6.1.2.4 and 2.6.2.4.2.</p> <p>See minimal set of required Folder object PC properties in 2.4.4.1.1.</p> <p>nidParent of the new Folder object PC's NBT entry MUST be set to the NID of the target Folder object (section 2.2.2.7.7.4).</p> <p>Target Folder object properties MUST be updated accordingly (section 2.6.3.2.2).</p> <p>MUST queue a properly-formatted SUD of type SUDT_FLD_ADD for the copied Folder object to the SMQ (section 2.4.8.1).</p>
Recommended	None.
Optional	None.

Possible side effects: See sections [2.6.3.2.1](#), [2.6.2.3.1](#), [2.6.2.3.2](#), [2.6.1.2.4](#), [2.6.2.4.2](#), and [2.6.3.2.2](#).

The 3 TCs of the copied Folder object are single-instanced to the original Folder object, which allows the Folder object copying process to be efficient.

2.6.3.2.6 Adding a Message Object

Adding a Message object to an existing Folder object. This involves creating a new Message object and adding it as a new row to the Contents TC of the parent Folder object (section [2.6.2.4.2](#)). Updating the Message object count of the parent Folder object (section [2.6.2.3.3](#)), which can have cascading effects to the parent-parent Hierarchy TC as well. Creating a Message object involves creating a new Message object PC (section [2.6.2.3.1](#)), populating it with a minimal set of required properties (section [2.6.2.3.2](#)), and creating a Recipient TC (section [2.6.2.4.1](#)) in a subnode entry (section [2.6.1.2.2](#)).

Requirement level	Actions
Required	An existing Folder object (section 2.6.3.2.1). See sections 2.6.1.2.2 , 2.6.2.3.1 , 2.6.2.3.2 , 2.6.2.3.3 , 2.6.2.4.1 and 2.6.2.4.2 . See minimal set of required properties in section 2.4.5.1.1 . See minimal set of required columns for the Contents TC in 2.4.4.5.1 . See minimal set of required columns for the Recipients TC in section 2.4.5.3.1 . Parent Folder object properties MUST be updated accordingly. MUST queue a properly-formatted SUD of type SUDT_MSG_ADD to the SMQ (section 2.4.8.1).
Recommended	None.
Optional	None.

Possible side effects: See sections [2.6.3.2.1](#), [2.6.1.2.2](#), [2.6.2.3.1](#), [2.6.2.3.2](#), [2.6.2.3.3](#), [2.6.2.4.1](#) and [2.6.2.4.2](#).

2.6.3.2.7 Copying a Message Object

Copying a Message object from its parent Folder object to another Folder object. To use single-instancing, this involves duplicating the Message object PC node (section [2.6.1.2.4](#)), and adding a row to the Contents TC of the new parent Folder object (section [2.6.2.4.2](#)). Some properties of the parent Folder object (for example, message count) also need to be updated (section [2.6.2.3.2](#)).

Requirement level	Actions
Required	An existing Message object (section 2.6.3.2.6). An existing target Folder object (section 2.6.3.2.1). See sections 2.6.1.2.4 , 2.6.2.3.2 , and 2.6.2.4.2 . See minimal set of required columns for the Contents TC in section 2.4.4.5.1 . nidParent of the copied Message object's NBT entry MUST be set to the NID of the target Folder object (section 2.2.2.7.7.4). Destination Folder object properties MUST be updated accordingly. MUST queue a properly-formatted SUD of type SUDT_MSG_ADD for the copied Message object to the SMQ (section 2.4.8.1).
Recommended	None.
Optional	None.

Possible side effects: See section [2.6.3.2.6](#), [2.6.3.2.1](#), [2.6.1.2.4](#), [2.6.2.3.2](#), and [2.6.2.4.2](#).

2.6.3.2.8 Moving a Message Object

Moving a Message object from its parent Folder object to another Folder object. This involves deleting the Message object row from the old parent's Contents TC (section [2.6.2.4.7](#)), and adding it to the new parent's Content TC (section [2.6.2.4.2](#)). Also, some properties of both Folder object PCs (for example, message count) need to be updated (section [2.6.3.2.2](#)).

Requirement level	Actions
Required	An existing Message object (section 2.6.3.2.6). An existing new parent Folder object (section 2.6.3.2.1). See sections 2.6.2.4.7 , 2.6.2.4.2 , and 2.6.3.2.2 . See minimal set of required columns for the Contents TC in section 2.4.4.5.1 . nidParent of the moved Message object's NBT entry MUST be set to the NID of the new parent Folder object (section 2.2.2.7.7.4). Old and new parent Folder object properties MUST be updated accordingly. MUST queue a properly-formatted SUD of type SUDT_MSG_MOV to the SMQ (section 2.4.8.1).
Recommended	None.
Optional	None.

Possible side effects: See sections [2.6.3.2.6](#), [2.6.3.2.1](#), [2.6.2.4.2](#), [2.6.2.4.7](#) and [2.6.3.2.2](#).

2.6.3.2.9 Deleting a Sub-Folder Object

Deleting a sub-Folder object from its parent Folder object. This involves deleting the sub-Folder object row from the Hierarchy TC of the parent Folder object (section [2.6.2.4.7](#)), updating some properties (for example, folder count) of the parent Folder object (section [2.6.3.2.2](#)), and deleting the sub-Folder object. Deleting the sub-Folder object means deleting the PC and three TCs associated with the sub-Folder object (sections [2.6.2.3.5](#) and [2.6.2.4.8](#)).

Requirement level	Actions
Required	An existing Folder object (section 2.6.3.2.1). See sections 2.6.3.2.2 , 2.6.2.3.5 , 2.6.2.4.8 and 2.6.2.4.7 . Parent Folder object properties MUST be updated accordingly. MUST queue a properly-formatted SUD of type SUDT_FLD_DEL to the SMQ (section 2.4.8.1).
Recommended	None.
Optional	None.

Possible side effects: See section [2.6.3.2.1](#), [2.6.3.2.2](#), [2.6.2.3.5](#), [2.6.2.4.8](#) and [2.6.2.4.7](#).

Any Folder object can be deleted by first looking up its parent, and then deleting the Folder object as a sub-Folder object of its parent. There is a ROOT Folder object in the PST that cannot be deleted; therefore, a parent Folder object MUST exist for any Folder object that can be deleted.

If the sub-Folder object contains Message objects or has a sub-hierarchy, then its child Folder objects and Message objects MUST be recursively deleted before the sub-Folder object itself can be deleted.

2.6.3.2.10 Deleting a Message Object

Deleting an existing Message object from its parent Folder object. This involves deleting the Message object row from the Contents TC of the parent Folder object (section [2.6.2.4.7](#)), updating some properties (for example, message count) of the parent Folder object (section [2.6.3.2.2](#)), and deleting the Message object PC node (section [2.6.2.3.5](#)).

Requirement level	Actions
Required	An existing Message object (section 2.6.3.2.6). See sections 2.6.3.2.2 , 2.6.2.3.5 , and 2.6.2.4.7 . Parent Folder object properties MUST be updated accordingly. MUST queue a properly-formatted SUD of type SUDT_MSG_DEL to the SMQ (section 2.4.8.1).
Recommended	None.
Optional	None.

Possible side effects: See section [2.6.3.2.6](#), [2.6.3.2.2](#), [2.6.2.3.5](#) and [2.6.2.4.7](#).

2.6.3.3 Message Object Operations

2.6.3.3.1 Creating a Message Object

Creating a Message object in an existing Folder object. This is identical to section [2.6.3.2.6](#).

2.6.3.3.2 Modifying Properties of a Message Object

Modifying properties of a Message object. This refers to the adding, changing and deleting of properties to/from the Message object PC, which map directly to sections [2.6.2.3.2](#), [2.6.2.3.3](#) and [2.6.2.3.4](#).

Requirement level	Actions
Required	An existing Message object (section 2.6.3.2.6). See requirements for sections 2.6.2.3.2 , 2.6.2.3.3 and 2.6.2.3.4 , where applicable. MUST queue a properly-formatted SUD of type SUDT_MSG_MOD to the SMQ (section 2.4.8.1). If any of the modified properties also affect the cached properties in the Contents TC of the parent Folder object, a properly-formatted SUD of type SUDT_MSG_ROW_MOD MUST also be queued.
Recommended	None.
Optional	None.

Possible side effects: See sections [2.6.3.2.6](#), [2.6.2.3.2](#), [2.6.2.3.3](#) and [2.6.2.3.4](#), where applicable.

Some Message object properties are also duplicated in the Contents TC of the parent Folder object (section [2.4.4.5.1](#)). Implementations MUST pay special attention to any properties that are duplicated elsewhere to make sure all instances of the properties are properly updated.

Special calculated properties exist that do not map directly to externally-published properties and therefore MUST be converted, calculated or otherwise translated before persisting to or retrieving from the PST. A list of such special properties is found in section [2.5](#).

2.6.3.3.3 Adding a Recipient

Adding a recipient to an existing Message object. This involves adding a row to the Recipient TC of the Message object (section [2.6.2.4.2](#)), and updating some properties (for example, recipient count) in the Message object PC (section [2.6.3.3.2](#)).

Requirement level	Actions
Required	An existing Message object (section 2.6.3.2.6). See sections 2.6.3.3.2 and 2.6.2.4.2 . See minimal set of required columns for the Recipients TC in section 2.4.5.3.1 . The Message object properties MUST be updated. MUST queue a properly-formatted SUD of type SUDT_MSG_MOD to the SMQ (section 2.4.8.1).
Recommended	None.
Optional	None.

Possible side effects: See sections [2.6.3.2.6](#), [2.6.3.3.2](#) and [2.6.2.4.2](#).

2.6.3.3.4 Modifying Recipient Properties

Modifying the properties of an existing recipient. This is identical to modifying Content of a Table Row (section [2.6.2.4.3](#)) or Deleting the value of a Column (section [2.6.2.4.5](#)).

Requirement level	Actions
Required	An existing Message object (section 2.6.3.2.6). See section 2.6.2.4.3 and 2.6.2.4.5 . MUST queue a properly-formatted SUD of type SUDT_MSG_MOD to the SMQ (section 2.4.8.1).
Recommended	None.
Optional	None.

Possible side effects: See sections [2.6.3.2.6](#), [2.6.2.4.3](#) and [2.6.2.4.5](#).

2.6.3.3.5 Adding an Attachment Object

Adding an Attachment object to a Message object. This involves creating an Attachments TC in a subnode entry if it does not already exist (sections [2.6.1.2.2](#) and [2.6.2.4.1](#)), creating an Attachment object PC (section [2.6.2.3.1](#)) and adding it as a new row to the Attachments TC (section [2.6.2.4.2](#)),

and updating some properties (for example, attachment count) in the Message object PC (section [2.6.3.3.2](#)).

Requirement level	Actions
Required	An existing Message object (section 2.6.3.2.6). See sections 2.6.1.2.2 , 2.6.2.3.1 , 2.6.3.3.2 , 2.6.2.4.1 and 2.6.2.4.2 . See minimal set of required columns for the Attachments TC in section 2.4.6.1.1 . See minimal set of required properties for the Attachment object PC in section 2.4.6.2.1 . The Message object properties MUST be updated. MUST queue a properly-formatted SUD of type SUDT_MSG_MOD to the SMQ (section 2.4.8.1).
Recommended	None.
Optional	None.

Possible side effects: See sections [2.6.3.2.6](#), [2.6.1.2.2](#), [2.6.2.3.1](#), [2.6.3.3.2](#), [2.6.2.4.1](#) and [2.6.2.4.2](#).

Attachment objects are optional and the Attachments TC is not created until the first Attachment object is added to a Message object.

2.6.3.3.6 Modifying Properties of an Attachment Object

Modifying properties of an Attachment object. This refers to the adding, changing and deleting of properties to/from the Attachment object PC, which map directly to sections [2.6.2.3.2](#), [2.6.2.3.3](#), and [2.6.2.3.4](#).

Requirement level	Actions
Required	An existing Attachment object (section 2.6.3.3.5). See sections 2.6.2.3.2 , 2.6.2.3.3 , and 2.6.2.3.4 , where applicable. MUST queue a properly-formatted SUD of type SUDT_MSG_MOD to the SMQ (section 2.4.8.1).
Recommended	None.
Optional	None.

Possible side effects: See sections [2.6.3.3.5](#), [2.6.2.3.2](#), [2.6.2.3.3](#), and [2.6.2.3.4](#), where applicable.

Some Attachment object properties are also duplicated in the Attachments TC (section [2.4.6.1.1](#)). Implementations MUST pay special attention to any properties that are duplicated elsewhere to make sure all instances of the properties are properly updated.

2.6.3.3.7 Deleting a Recipient

Deleting an existing recipient from a Message object. This involves deleting the corresponding row in the Recipients TC (section [2.6.2.4.7](#)) and updating some properties (for example, recipient count) in the Message object PC (section [2.6.3.3.2](#)).

Requirement level	Actions
Required	An existing Recipient (section 2.6.3.3.3). See sections 2.6.2.4.7 and 2.6.3.3.2 . The Message object properties MUST be updated. MUST queue a properly-formatted SUD of type SUDT_MSG_MOD to the SMQ (section 2.4.8.1).
Recommended	None.
Optional	None.

Possible side effects: See sections [2.6.3.3.3](#), [2.6.3.3.2](#) and [2.6.2.4.7](#).

2.6.3.3.8 Deleting an Attachment Object

Deleting an existing Attachment object from a Message object. This involves deleting the Attachment object PC (section [2.6.2.3.5](#)) and its corresponding row in the Attachments TC (section [2.6.2.4.7](#)) and updating some properties (for example, attachment count) in the Message object PC (section [2.6.3.3.2](#)).

Requirement level	Actions
Required	An existing Attachment object (section 2.6.3.3.5). See sections 2.6.3.3.2 and 2.6.2.4.7 . The Message object properties MUST be updated. MUST queue a properly-formatted SUD of type SUDT_MSG_MOD to the SMQ (section 2.4.8.1).
Recommended	None.
Optional	None.

Possible side effects: See sections [2.6.3.3.5](#), [2.6.3.3.2](#) and [2.6.2.4.7](#).

2.6.3.4 Name-to-ID Map Operations

2.6.3.4.1 Creating the Name-to-ID Map

Creating the Name-to-ID Map. This involves creating a PC with a special NID (section [2.6.2.3.1](#)), with one special property (section [2.6.2.3.2](#)).

Requirement level	Actions
Required	See sections 2.6.2.3.1 and 2.6.2.3.2 . PidTagNameidBucketCount MUST be added to the PC with a value of 251 (0xFB)
Recommended	None
Optional	None

Possible side effects: See sections [2.6.2.3.1](#) and [2.6.2.3.2](#).

The Name-to-ID Map MUST exist.

2.6.3.4.2 Adding a Named Property

Adding a named property to the Name-to-ID Map. This involves adding or modifying the **PidTagNameidStreamEntry** property, adding or modifying the **PidTagNameidStreamString** or **PidTagNameidStreamGuid** properties depending on named property type, and finally adding or modifying the corresponding hash bucket properties (sections [2.6.2.3.2](#), [2.6.2.3.3](#)).

Requirement level	Actions
Required	An existing Name-to-ID Map (section 2.6.3.4.1). See sections 2.6.2.3.2 and 2.6.2.3.3 .
Recommended	None.
Optional	None.

Possible side effects: See sections [2.6.3.4.1](#), [2.6.2.3.2](#) and [2.6.2.3.3](#).

2.6.3.4.3 Deleting a Named Property

Deleting a named property from the Name-to-ID Map.

Implementations SHOULD NOT remove named properties from the Name-to-ID Map.

2.7 Minimum PST Requirements

This section covers the specific requirement for a PST. While the previous sections have provided detailed technical requirements of how to create and maintain a structurally-correct PST file, the following sections cover the additional requirements on the actual contents of the PST.

The essential elements of a minimal working PST file are visually represented in the following diagram.

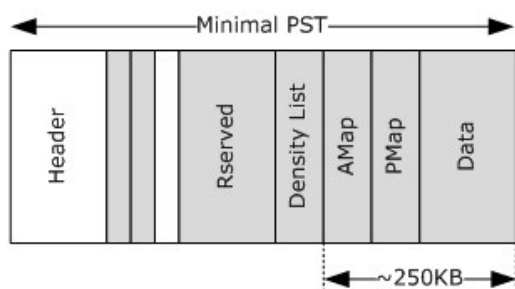


Figure 19: Minimal PST

2.7.1 Mandatory Nodes

The following table lists the absolute minimum list of nodes that MUST be present in a PST. Implementations SHOULD consider the PST invalid if any of the nodes are missing or are incorrectly formed. The NIDs in bold are fixed NID values, where the others are sample NIDs that can be any valid NID value for its respective NID_TYPE.

NID	NID_TYPE	Special NID (if applicable)	Object	Minimal state
0x0021	NID_TYPE_INTERNAL	NID_MESSAGE_STORE	PC	Schema Props
0x0061	NID_TYPE_INTERNAL	NID_NAME_TO_ID_MAP	PC	Empty
0x0122	NID_TYPE_NORMAL_FOLDER	NID_ROOT_FOLDER	PC	Schema Props
0x012D	NID_TYPE_HIERARCHY_TABLE	<Root Folder object>	TC	2 Rows
0x012E	NID_TYPE_CONTENTS_TABLE	<Root Folder object>	TC	Columns Only
0x012F	NID_TYPE_ASSOC_CONTENTS_TABLE	<Root Folder object>	TC	Columns Only
0x01E1	NID_TYPE_INTERNAL	NID_SEARCH_MANAGEMENT_QUEUE	node	
0x0201	NID_TYPE_INTERNAL	NID_SEARCH_ACTIVITY_LIST	node	Empty
0x060D	NID_TYPE_HIERARCHY_TABLE	NID_HIERARCHY_TABLE_TEMPLATE	TC	Columns Only
0x060E	NID_TYPE_CONTENTS_TABLE	NID_CONTENTS_TABLE_TEMPLATE	TC	Columns Only
0x060F	NID_TYPE_ASSOC_CONTENTS_TABLE	NID_ASSOC_CONTENTS_TABLE_TEMPLATE	TC	Columns Only
0x0610	NID_TYPE_SEARCH_CONTENTS_TABLE	NID_SEARCH_CONTENTS_TABLE_TEMPLATE	TC	Columns Only
0x0692	NID_TYPE_RECIPIENT_TABLE	NID_RECIPIENT_TABLE	TC	Columns Only
0x0671	NID_TYPE_ATTACHMENT_TABLE	NID_ATTACHMENT_TABLE	TC	Columns Only
0x2223	NID_TYPE_SEARCH_FOLDER	<Spam search Folder object>	PC	Columns Only
0x8022	NID_TYPE_NORMAL_FOLDER	<IPM SuBTree>	PC	Schema Props
0x802D	NID_TYPE_HIERARCHY_TABLE	<IPM SuBTree>	TC	2 Rows
0x802E	NID_TYPE_CONTENTS_TABLE	<IPM SuBTree>	TC	Columns Only
0x802F	NID_TYPE_ASSOC_CONTENTS_TABLE	<IPM SuBTree>	TC	Columns Only

NID	NID_TYPE	Special NID (if applicable)	Object	Minimal state
0x8042	NID_TYPE_NORMAL_FOLDER	<Search Folder objects>	PC	Schema Props
0x804D	NID_TYPE_HIERARCHY_TABLE	<Search Folder objects>	TC	Columns Only
0x804E	NID_TYPE_CONTENTS_TABLE	<Search Folder objects>	TC	Columns Only
0x804F	NID_TYPE_ASSOC_CONTENTS_TABLE	<Search Folder objects>	TC	Columns Only
0x8062	NID_TYPE_NORMAL_FOLDER	<Deleted Items>	PC	Schema Props
0x806D	NID_TYPE_HIERARCHY_TABLE	<Deleted Items>	TC	Columns Only
0x806E	NID_TYPE_CONTENTS_TABLE	<Deleted Items>	TC	Columns Only
0x806F	NID_TYPE_ASSOC_CONTENTS_TABLE	<Deleted Items>	TC	Columns Only

2.7.2 Minimum Folder Hierarchy

The following is the minimum folder hierarchy required for a PST:

- Root Folder (section [2.7.3.4.1](#))
 - Top of Personal Folders (IPM SuBTree) (section [2.7.3.4.2](#))
 - Deleted Items (section [2.7.3.4.5](#))
 - Search Root (section [2.7.3.4.3](#))
 - Spam search Folder (section [2.7.3.4.4](#))

2.7.3 Minimum Object Requirements

This section presents the minimum requirements for a PST, which include the mandatory nodes as well as the minimum set of properties that is required for each type of PST Object.

2.7.3.1 Message Store

See section [2.4.3.1](#) for the minimum requirements of the message store.

2.7.3.2 Name-to-ID Map

The minimum requirement for the Name-to-ID Map is a PC node with a single property **PidTagNameidBucketCount** set to a value of 251 (0xFB). Refer to section [2.4.7](#) for details.

2.7.3.3 Template Objects

The following template Objects MUST be present in the PST. Each template object is a TC with a pre-defined set of columns, but no data rows.

- **NID_HIERARCHY_TABLE_TEMPLATE:** See section [2.4.4.4.1](#) for column list.
- **NID_CONTENTS_TABLE_TEMPLATE:** See section [2.4.4.5.1](#) for column list.
- **NID_ASSOC_CONTENTS_TABLE_TEMPLATE:** See section [2.4.4.6.1](#) for column list.
- **NID_SEARCH_CONTENTS_TABLE_TEMPLATE:** See section [2.4.8.6.2.1](#) for column list.
- **NID_RECIPIENT_TABLE:** See section [2.4.5.3.1](#) for column list.
- **NID_ATTACHMENT_TABLE:** See section [2.4.6.1.1](#) for column list.

2.7.3.4 Folders

2.7.3.4.1 Root Folder

Folder object PC - `nidParent = self`; Schema properties initialized as follows.

Property identifier	Property type	Friendly name	Value
0x3001	PtypString	PidTagDisplayName	"" (empty string)
0x3602	PtypInteger32	PidTagContentCount	3
0x3603	PtypInteger32	PidTagContentUnreadCount	0
0x360A	PtypBoolean	PidTagSubfolders	1 (true)

Hierarchy TC: Columns from section [2.4.4.4.1](#); 3 rows: "IPM SuBTree", "Search Root" and "Spam Search Folder"

Contents TC: Columns from section [2.4.4.5.1](#); no rows.

FAI contents table TC: Columns from section [2.4.4.6.1](#); no rows.

2.7.3.4.2 Top of Personal Folders (IPM SuBTree)

Folder object PC - `nidParent = Root Folder`; Schema properties initialized as follows.

Property identifier	Property type	Friendly name	Value
0x3001	PtypString	PidTagDisplayName	Top of Personal Folders
0x3602	PtypInteger32	PidTagContentCount	1
0x3603	PtypInteger32	PidTagContentUnreadCount	0
0x360A	PtypBoolean	PidTagSubfolders	1 (true)

Hierarchy TC: Columns from section [2.4.4.4.1](#); 1 row: "Deleted Items"

Contents TC: Columns from section [2.4.4.5.1](#); no rows.

FAI contents table TC: Columns from section [2.4.4.6.1](#); no rows.

2.7.3.4.3 Search Root

Folder object PC - `nidParent = Root Folder`; Schema properties initialized as follows.

Property identifier	Property type	Friendly name	Value
0x3001	PtypString	PidTagDisplayName	Search Root
0x3602	PtypInteger32	PidTagContentCount	0
0x3603	PtypInteger32	PidTagContentUnreadCount	0
0x360A	PtypBoolean	PidTagSubfolders	0 (FALSE)

Hierarchy TC: Columns from section [2.4.4.4.1](#); no rows.

Contents TC: Columns from section [2.4.4.5.1](#); no rows.

FAI contents table TC: Columns from section [2.4.4.6.1](#); no rows.

2.7.3.4.4 Spam Search Folder

Folder object PC - `nidParent = Root Folder`; Schema properties initialized as follows.

Property identifier	Property type	Friendly name	Value
0x3001	PtypString	PidTagDisplayName	SPAM Search Folder 2
0x3602	PtypInteger32	PidTagContentCount	0
0x3603	PtypInteger32	PidTagContentUnreadCount	0
0x360A	PtypBoolean	PidTagSubfolders	0 (false)

Hierarchy TC: Columns from section [2.4.4.4.1](#); no rows.

Contents TC: Columns from section [2.4.4.5.1](#); no rows.

FAI contents table TC: Columns from section [2.4.4.6.1](#); no rows.

2.7.3.4.5 Deleted Items

Folder object PC - `nidParent = IPM SubTree`; Schema properties initialized as follows:

Property identifier	Property type	Friendly name	Value
0x3001	PtypString	PidTagDisplayName	Deleted Items
0x3602	PtypInteger32	PidTagContentCount	0
0x3603	PtypInteger32	PidTagContentUnreadCount	0
0x360A	PtypBoolean	PidTagSubfolders	0 (false)

Hierarchy TC: Columns from section [2.4.4.4.1](#); no rows.

Contents TC: Columns from section [2.4.4.5.1](#); no rows.

FAI contents table TC: Columns from section [2.4.4.6.1](#); no rows.

2.7.3.5 Search-Related Objects

Search Management Queue: see section [2.4.8.4.1](#) for details. An empty queue node **MUST** be created for the minimal PST.

Search Activity List: See section [2.4.8.4.2](#) for details. An empty SAL node **MUST** be created for the minimal PST.

3 Structure Examples

3.1 Sample Node Database (NDB)

The following is a sample illustration of how various pages and blocks are used to represent various entities of the NDB Layer.

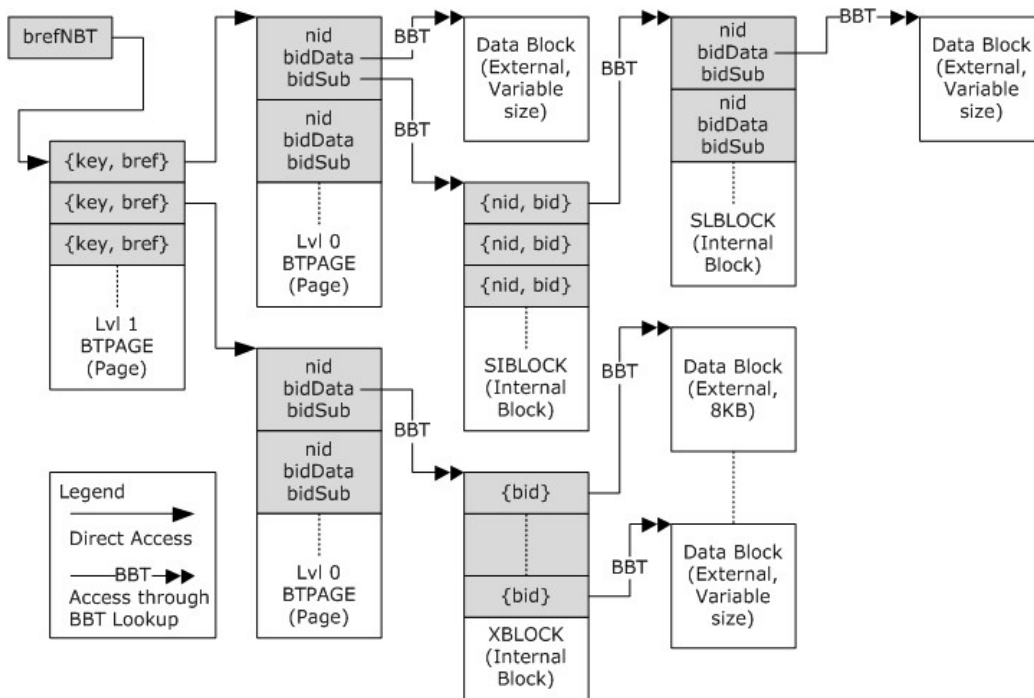


Figure 20: Application of pages and blocks

The first and second columns of the diagram represent the NBT, which is accessed through the **BREFNBT** structure in the ROOT structure. In this example, the NBT consists of a 2-level BTree that contains a number of top-level nodes. In the second column, the node on the top contains both a data BID (**bidData**) and a subnode BID (**bidSub**), whereas the node on the bottom only contains a data BID but no subnode.

In the Legend, that there are two types of arrow notations. The single arrowhead indicates data that can be directly accessed by means of a **BREF** structure (which contains the absolute file offset of the target); and the double-arrowhead with "BBT" indicates data that needs to be accessed indirectly using a BBT search to lookup the data block that is associated with the BID.

The top node's **bidData** points directly to a data block, which contains the external, end-user data associated with this node.

In addition, the top node also contains a subnode, which points to a 2-level subnode BTree. The Level 1 SIBLOCK fans out to a number of different Level 0 SLBLOCKs (only one is shown in the diagram for simplicity). Each SLBLOCK further contains a number of internal subnodes (4th column). In this example, the internal subnode points to a single data block (5th column). The subnode can recursively contain any number of levels of subnodes to create a hierarchical tree of subnodes.

The second top-level node (bottom node in 2nd column) is an example of a data tree with one XBLOCK, which contains an array of BIDs that point to several data blocks that contains the end-user data.

3.2 Sample Header

The following is a sample binary dump of a Unicode PST File header (section [2.2.2.6](#)), followed by the corresponding annotated, parsed contents.

```

0000000000000000 21 42 44 4E 0E A9 9A 37-53 4D 17 00 13 00 01 01 *!BDN...7SM.....*
0000000000000010 5C 07 00 00 D0 7B 99 0B-04 00 00 00 01 00 00 00 *\.....{.....*
0000000000000020 54 02 00 00 00 00 00 00-45 00 00 00 00 04 00 00 *T.....E.....*
0000000000000030 00 04 00 00 04 04 00 00-00 40 00 00 02 00 01 00 *\.....@.....*
0000000000000040 04 04 00 00 00 04 00 00-00 04 00 00 00 80 00 00 *\.....*
0000000000000050 00 04 00 00 00 04 00 00-00 04 00 00 00 04 00 00 *\.....*
0000000000000060 04 04 00 00 04 04 00 00-04 04 00 00 00 04 00 00 *\.....*
0000000000000070 00 04 00 00 00 04 00 00-00 04 00 00 00 04 00 00 *\.....*
0000000000000080 00 04 00 00 00 04 00 00-00 04 00 00 00 04 00 00 *\.....*
0000000000000090 00 04 00 00 00 04 00 00-00 04 00 00 00 04 00 00 *\.....*
00000000000000A0 00 04 00 00 00 04 00 00-0F 04 00 00 00 00 00 00 *\.....*
00000000000000B0 00 00 00 00 00 00 00 00-00 24 9F 00 00 00 00 00 *\.....$......*
00000000000000C0 00 44 9B 00 00 00 00 00-40 F2 12 00 00 00 00 00 *\..D.....@.....*
00000000000000D0 00 00 00 00 00 00 00 00-4B 02 00 00 00 00 00 00 *\.....K.....*
00000000000000E0 00 52 90 00 00 00 00 00-53 02 00 00 00 00 00 00 *\..R.....S.....*
00000000000000F0 00 0A 90 00 00 00 00 00-02 00 00 00 00 00 00 00 *\.....*
0000000000000100 FF FF FF FF FF FF FF FF-FF FF FF FF FF FF FF FF *\.....*
0000000000000110 FF FF FF FF FF FF FF FF-FF FF FF FF FF FF FF FF *\.....*
0000000000000120 FF FF FF FF FF FF FF FF-FF FF FF FF FF FF FF FF *\.....*
0000000000000130 FF FF FF FF FF FF FF FF-FF FF FF FF FF FF FF FF *\.....*
0000000000000140 FF FF FF FF FF FF FF FF-FF FF FF FF FF FF FF FF *\.....*
0000000000000150 FF FF FF FF FF FF FF FF-FF FF FF FF FF FF FF FF *\.....*
0000000000000160 FF FF FF FF FF FF FF FF-FF FF FF FF FF FF FF FF *\.....*
0000000000000170 FF FF FF FF FF FF FF FF-FF FF FF FF FF FF FF FF *\.....*
0000000000000180 FF FF FF FF FF FF FF FF-FF FF FF FF FF FF FF FF *\.....*
0000000000000190 FF FF FF FF FF FF FF FF-FF FF FF FF FF FF FF FF *\.....*
00000000000001A0 FF FF FF FF FF FF FF FF-FF FF FF FF FF FF FF FF *\.....*
00000000000001B0 FF FF FF FF FF FF FF FF-FF FF FF FF FF FF FF FF *\.....*
00000000000001C0 FF FF FF FF FF FF FF FF-FF FF FF FF FF FF FF FF *\.....*
00000000000001D0 FF FF FF FF FF FF FF FF-FF FF FF FF FF FF FF FF *\.....*
00000000000001E0 FF FF FF FF FF FF FF FF-FF FF FF FF FF FF FF FF *\.....*
00000000000001F0 FF FF FF FF FF FF FF FF-FF FF FF FF FF FF FF FF *\.....*
0000000000000200 80 01 00 00 34 14 00 00-00 00 00 00 D6 83 D2 1F *\....4.....*
0000000000000210 FF FF FF FF FF FF FF FF-FF FF FF FF FF FF FF FF *\.....*
0000000000000220 FF FF FF FF FF FF FF FF-FF FF FF FF FF FF FF FF *\.....*
0000000000000230 FF FF FF FF FF FF FF FF-FF FF FF FF FF FF FF FF *\.....*

```

Structure Header:

dwMagic	DWORD	0x4e444221 (1313096225)
dwCRCPartial	DWORD	0x379aa90e (932882702)
wMagicClient	WORD	0x4d53 (19795)
wVer	WORD	0x0017 (23)
wVerClient	WORD	0x0013 (19)
bPlatformCreate	byte	0x01 (1)
bPlatformAccess	byte	0x01 (1)
dwReserved1	DWORD	0x0000075c (1884)
dwReserved2	DWORD	0x0b997bd0 (194608080)
bidUnused	BID	0x0000000100000004 (4294967300)

bidNextP	BID	0x0000000000000254 (596)
dwUnique	DWORD	0x00000045 (69)
rgnid[]	PtypMultipleInteger32	32 Element(s)
rgnid[0]		0x00000400 (1024)
rgnid[1]		0x00000400 (1024)
rgnid[2]		0x00000404 (1028)
rgnid[3]		0x00004000 (16384)
rgnid[4]		0x00010002 (65538)
rgnid[5]		0x00000404 (1028)
rgnid[6]		0x00000400 (1024)
rgnid[7]		0x00000400 (1024)
rgnid[8]		0x00008000 (32768)
rgnid[9]		0x00000400 (1024)
rgnid[10]		0x00000400 (1024)
rgnid[11]		0x00000400 (1024)
rgnid[12]		0x00000400 (1024)
rgnid[13]		0x00000404 (1028)
rgnid[14]		0x00000404 (1028)
rgnid[15]		0x00000404 (1028)
rgnid[16]		0x00000400 (1024)
rgnid[17]		0x00000400 (1024)
rgnid[18]		0x00000400 (1024)
rgnid[19]		0x00000400 (1024)
rgnid[20]		0x00000400 (1024)
rgnid[21]		0x00000400 (1024)
rgnid[22]		0x00000400 (1024)
rgnid[23]		0x00000400 (1024)
rgnid[24]		0x00000400 (1024)
rgnid[25]		0x00000400 (1024)
rgnid[26]		0x00000400 (1024)
rgnid[27]		0x00000400 (1024)
rgnid[28]		0x00000400 (1024)
rgnid[29]		0x00000400 (1024)
rgnid[30]		0x00000400 (1024)
rgnid[31]		0x0000040f (1039)
qwUnused	QWORD	0x0000000000000000 (0)
Structure root:		
dwReserved	ULONG	0x00000000 (0)
ibFileEof	IB	0x0000000009f2400 (10429440)
ibAMapLast	IB	0x0000000009b4400 (10175488)
cbAMapFree	CB	0x00000000012f240 (1241664)
cbPMapFree	CB	0x0000000000000000 (0)
Structure BREFNBT:		
bid	BID	0x000000000000024b (587)
ib	IB	0x000000000905200 (9458176)
Structure BREFBBT:		
bid	BID	0x0000000000000253 (595)
ib	IB	0x000000000900a00 (9439744)
fAMapValid	byte	0x02 (2)
bReserved	byte	0x00 (0)
wReserved	WORD	0x0000 (0)
rgbFM	byte	128 Byte(s)
0000:	FF FF FF FF FF FF FF FF FF FF FF FF FF FF FF -
0010:	FF FF FF FF FF FF FF FF FF FF FF FF FF FF FF -
0020:	FF FF FF FF FF FF FF FF FF FF FF FF FF FF FF -
0030:	FF FF FF FF FF FF FF FF FF FF FF FF FF FF FF -
0040:	FF FF FF FF FF FF FF FF FF FF FF FF FF FF FF -
0050:	FF FF FF FF FF FF FF FF FF FF FF FF FF FF FF -
0060:	FF FF FF FF FF FF FF FF FF FF FF FF FF FF FF -

```

0070: FF FF FF FF FF FF FF FF FF FF FF FF FF FF FF - .....

rgbFP                                byte                128 Byte(s)
0000: FF FF FF FF FF FF FF FF FF FF FF FF FF FF FF - .....
0010: FF FF FF FF FF FF FF FF FF FF FF FF FF FF FF - .....
0020: FF FF FF FF FF FF FF FF FF FF FF FF FF FF FF - .....
0030: FF FF FF FF FF FF FF FF FF FF FF FF FF FF FF - .....
0040: FF FF FF FF FF FF FF FF FF FF FF FF FF FF FF - .....
0050: FF FF FF FF FF FF FF FF FF FF FF FF FF FF FF - .....
0060: FF FF FF FF FF FF FF FF FF FF FF FF FF FF FF - .....
0070: FF FF FF FF FF FF FF FF FF FF FF FF FF FF FF - .....

bSentinel                           byte                0x80 (128)
bCryptMethod                         byte                0x01 (1)
rgbReserved                         byte                0x0000 (0)
bidNextB                            BID                 0x0000000000001434 (5172)
dwCRCFull                           DWORD             0x1fd283d6 (533890006)
rgbReserved2                        byte[3]           0xFFFFFFFF
bReserved                           byte              0xFF
rgbReserved                         byte              32 Bytes(s)
0000: FF FF FF FF FF FF FF FF FF FF FF FF FF FF FF - .....
0010: FF FF FF FF FF FF FF FF FF FF FF FF FF FF FF - .....

```

3.3 Sample Intermediate BT Page

The following is a binary dump of a sample intermediate BT page (both intermediate NBT and BBT pages share this format). The page itself is 512 bytes in size, including the PAGETRAILER structure (section [2.2.2.7.1](#)), which is indicated by 16 bytes at the end of the page. The page contains BTENTRY structures (section [2.2.2.7.2](#)), which start from the very beginning of the page, and the 4 bytes before the PAGETRAILER are the 4 byte values of the BTPAGE structure (section [2.2.2.7.1](#)).

In this particular example, this is an intermediate BT page (**cLevel=1**), with 3 BTENTRY items (**cEnt=3**), each of size 0x18 bytes (**cbEnt=0x18**), and the maximum capacity of the page is 0x14 BTENTRY structures (**cEntMax=0x14**). Note the unused space in this example is zero-filled. However, in practice, the unused space can contain any value, as long as the CRC in the PAGETRAILER match its contents.

```

00000000000008200 21 00 00 00 00 00 00 00 00-05 02 00 00 00 00 00 00 *!.~.....*
00000000000008210 00 7E 00 00 00 00 00 00 00-0F 06 00 00 00 00 00 00 *.~.....*
00000000000008220 41 01 00 00 00 00 00 00 00-00 70 00 00 00 00 00 00 *A.....p.....*
00000000000008230 22 80 00 00 00 00 00 00 00-FD 00 00 00 00 00 00 00 *".~.....*
00000000000008240 00 84 00 00 00 00 00 00 00-00 00 00 00 00 00 00 00 *.....*
00000000000008250 00 00 00 00 00 00 00 00 00-00 00 00 00 00 00 00 00 *.....*
00000000000008260 00 00 00 00 00 00 00 00 00-00 00 00 00 00 00 00 00 *.....*
00000000000008270 00 00 00 00 00 00 00 00 00-00 00 00 00 00 00 00 00 *.....*
00000000000008280 00 00 00 00 00 00 00 00 00-00 00 00 00 00 00 00 00 *.....*
00000000000008290 00 00 00 00 00 00 00 00 00-00 00 00 00 00 00 00 00 *.....*
000000000000082A0 00 00 00 00 00 00 00 00 00-00 00 00 00 00 00 00 00 *.....*
000000000000082B0 00 00 00 00 00 00 00 00 00-00 00 00 00 00 00 00 00 *.....*
000000000000082C0 00 00 00 00 00 00 00 00 00-00 00 00 00 00 00 00 00 *.....*
000000000000082D0 00 00 00 00 00 00 00 00 00-00 00 00 00 00 00 00 00 *.....*
000000000000082E0 00 00 00 00 00 00 00 00 00-00 00 00 00 00 00 00 00 *.....*
000000000000082F0 00 00 00 00 00 00 00 00 00-00 00 00 00 00 00 00 00 *.....*
00000000000008300 00 00 00 00 00 00 00 00 00-00 00 00 00 00 00 00 00 *.....*
00000000000008310 00 00 00 00 00 00 00 00 00-00 00 00 00 00 00 00 00 *.....*

```

```

0000000000008320 00 00 00 00 00 00 00 00 00-00 00 00 00 00 00 00 00 *.....*
0000000000008330 00 00 00 00 00 00 00 00 00-00 00 00 00 00 00 00 00 *.....*
0000000000008340 00 00 00 00 00 00 00 00 00-00 00 00 00 00 00 00 00 *.....*
0000000000008350 00 00 00 00 00 00 00 00 00-00 00 00 00 00 00 00 00 *.....*
0000000000008360 00 00 00 00 00 00 00 00 00-00 00 00 00 00 00 00 00 *.....*
0000000000008370 00 00 00 00 00 00 00 00 00-00 00 00 00 00 00 00 00 *.....*
0000000000008380 00 00 00 00 00 00 00 00 00-00 00 00 00 00 00 00 00 *.....*
0000000000008390 00 00 00 00 00 00 00 00 00-00 00 00 00 00 00 00 00 *.....*
00000000000083A0 00 00 00 00 00 00 00 00 00-00 00 00 00 00 00 00 00 *.....*
00000000000083B0 00 00 00 00 00 00 00 00 00-00 00 00 00 00 00 00 00 *.....*
00000000000083C0 00 00 00 00 00 00 00 00 00-00 00 00 00 00 00 00 00 *.....*
00000000000083D0 00 00 00 00 00 00 00 00 00-00 00 00 00 00 00 00 00 *.....*
00000000000083E0 00 00 00 00 00 00 00 00 00-03 14 18 01 00 00 00 00 *.....*
00000000000083F0 81 81 06 80 64 B1 E8 02-06 02 00 00 00 00 00 00 *....d.....*

```

The following 16 bytes of the preceding binary dump of a sample intermediate BT page indicate the PAGETRAILER structure (section [2.2.2.7.1](#)).

```

00000000000083F0 81 81 06 80 64 B1 E8 02-06 02 00 00 00 00 00 00 00 *....d.....*

```

The 4 bytes (03 14 18 01) of the preceding binary dump of a sample intermediate BT page indicate the BTPAGE structure (section [2.2.2.7.1](#)).

```

00000000000083E0 00 00 00 00 00 00 00 00 00-03 14 18 01 00 00 00 00 *.....*

```

3.4 Sample Leaf NBT Page

The following is a binary dump of a sample leaf NBT entry (section [2.2.2.7.4](#)). The page itself is 512 bytes in size, including the PAGETRAILER structure (section [2.2.2.7.1](#)), which is indicated by the 16 bytes at the end of the page. The NBTENTRY structures start from the very beginning of the page, and the 4 bytes before the PAGETRAILER are the 4 byte values of the BTPAGE structure (section [2.2.2.7.1](#)).

In this particular example, this is a leaf NBT page (**cLevel**=0), with 0x0E NBENTRY items (**cEnt**=0x0E), each of size 0x20 bytes (**cbEnt**=0x20), and the maximum capacity of the page is 0x0F NBTENTRY structures (**cEntMax**=0x0F).

Note that the actual size of the NBTENTRY is only 0x1C bytes, but the **cbEnt** field in the BTPAGE is 0x20 instead. Implementations will always use the length specified in the **cbEnt** field, regardless of the native size of the actual data records. Also note that the unused bytes can contain any value as long as the CRC in the PAGETRAILER match its contents.

```

0000000000007000 0F 06 00 00 00 00 00 00 00-0C 00 00 00 00 00 00 00 *.....*
0000000000007010 00 00 00 00 00 00 00 00 00-00 00 00 00 02 00 00 00 *.....*
0000000000007020 10 06 00 00 00 00 00 00 00-10 00 00 00 00 00 00 00 *.....*
0000000000007030 00 00 00 00 00 00 00 00 00-00 00 00 00 02 00 00 00 *.....*
0000000000007040 2B 06 00 00 00 00 00 00 00-30 00 00 00 00 00 00 00 *+.....0.....*
0000000000007050 00 00 00 00 00 00 00 00 00-00 00 00 00 02 00 00 00 *.....*
0000000000007060 4C 06 00 00 00 00 00 00 00-1C 00 00 00 00 00 00 00 *L.....*
0000000000007070 00 00 00 00 00 00 00 00 00-00 00 00 00 02 00 00 00 *.....*
0000000000007080 71 06 00 00 00 00 00 00 00-18 00 00 00 00 00 00 *q.....*
0000000000007090 00 00 00 00 00 00 00 00 00-00 00 00 00 02 00 00 00 *.....*

```

```

00000000000070A0 92 06 00 00 00 00 00 00-14 00 00 00 00 00 00 00 *.....*
00000000000070B0 00 00 00 00 00 00 00 00-00 00 00 00 02 00 00 00 *.....*
00000000000070C0 B6 06 00 00 00 00 00 00-24 00 00 00 00 00 00 *.....$.*****
00000000000070D0 00 00 00 00 00 00 00 00-00 00 00 00 02 00 00 00 *.....*
00000000000070E0 D7 06 00 00 00 00 00 00-28 00 00 00 00 00 00 *.....(.....*
00000000000070F0 00 00 00 00 00 00 00 00-00 00 00 00 02 00 00 00 *.....*
0000000000007100 F8 06 00 00 00 00 00 00-2C 00 00 00 00 00 00 00 *.....,*.....*
0000000000007110 00 00 00 00 00 00 00 00-00 00 00 00 02 00 00 00 *.....*
0000000000007120 01 0C 00 00 00 00 00 00-48 00 00 00 00 00 00 00 *.....H.....*
0000000000007130 00 00 00 00 00 00 00 00-00 00 00 00 02 00 00 00 *.....*
0000000000007140 22 80 00 00 00 00 00 00-54 00 00 00 00 00 00 00 *"...T.....*
0000000000007150 00 00 00 00 00 00 00 00-22 01 00 00 02 00 00 00 *.....".....*
0000000000007160 2D 80 00 00 00 00 00 00-04 00 00 00 00 00 00 00 *-.....*
0000000000007170 00 00 00 00 00 00 00 00-00 00 00 00 02 00 00 00 *.....*
0000000000007180 2E 80 00 00 00 00 00 00-08 00 00 00 00 00 00 00 *.....*
0000000000007190 00 00 00 00 00 00 00 00-00 00 00 00 02 00 00 00 *.....*
00000000000071A0 2F 80 00 00 00 00 00 00-0C 00 00 00 00 00 00 00 */.....*
00000000000071B0 00 00 00 00 00 00 00 00-00 00 00 00 02 00 00 00 *.....*
00000000000071C0 42 80 00 00 00 00 00 00-64 00 00 00 00 00 00 00 *B.....d.....*
00000000000071D0 00 00 00 00 00 00 00 00-22 01 00 00 02 00 00 00 *.....".....*
00000000000071E0 00 00 00 00 00 00 00 00-0E 0F 20 00 00 00 00 00 *.....*
00000000000071F0 81 81 6B 70 49 19 C2 39-6B 00 00 00 00 00 00 00 *...kpI...9k.....*

```

The following 16 bytes of the preceding binary dump of a sample leaf NBT entry indicate the PAGETRAILER structure (section [2.2.2.7.1](#)).

```

00000000000071F0 81 81 6B 70 49 19 C2 39-6B 00 00 00 00 00 00 00 *...kpI...9k.....*

```

The 4 bytes (03 14 18 01) of the preceding binary dump of a sample leaf NBT entry indicate the BTPAGE structure (section [2.2.2.7.1](#)).

```

00000000000071E0 00 00 00 00 00 00 00 00-0E 0F 20 00 00 00 00 00 *.....*

```

3.5 Sample Leaf BBT Page

The following is a binary dump of a sample leaf BBT entry (section [2.2.2.7.3](#)). The page itself is 512 bytes in size, including the PAGETRAILER structure (section [2.2.2.7.1](#)), which is indicated by 16 bytes at the end of the page. The BBENTRY structures start from the very beginning of the page, and the 4 bytes before the PAGETRAILER are the 4 byte values of the BTPAGE structure (section [2.2.2.7.1](#)).

In this particular example, this is a leaf BBT page (**cLevel**=0), with 8 NBENTRY items (**cEnt**=8), each of size 0x18 bytes (**cbEnt**=0x18), and the maximum capacity of the page is 0x14 NBENTRY structures (**cEntMax**=0x14). Note the unused space in this example is zero-filled. However, in practice, the unused space can contain any value, as long as the CRC in the PAGETRAILER match its contents.

```

0000000000900200 68 11 00 00 00 00 00 00-0B 02 00 00 00 00 00 00 *h.....*
0000000000900210 00 28 7C 00 00 00 00 00-B0 11 00 00 00 00 00 00 *.(|.....*
0000000000900220 0C 02 00 00 00 00 00 00-00 08 80 00 00 00 00 00 *.....*
0000000000900230 F8 11 00 00 00 00 00 00-0D 02 00 00 00 00 00 00 *.....*
0000000000900240 00 0A 80 00 00 00 00 00-40 12 00 00 00 00 00 00 *.....@.....*

```

```

0000000000900250 0F 02 00 00 00 00 00 00-00 E6 83 00 00 00 00 00 *.....*
0000000000900260 88 12 00 00 00 00 00 00-10 02 00 00 00 00 00 00 *.....*
0000000000900270 00 C6 87 00 00 00 00 00-00 12 00 00 00 00 00 00 *.....*
0000000000900280 11 02 00 00 00 00 00 00-00 C8 87 00 00 00 00 00 *.....*
0000000000900290 18 13 00 00 00 00 00 00-12 02 00 00 00 00 00 00 *.....*
00000000009002A0 00 A6 8B 00 00 00 00 00-86 13 00 00 00 00 00 00 *.....*
00000000009002B0 44 02 00 00 00 00 00 00-00 FC 8F 00 00 00 00 00 *D.....*
00000000009002C0 00 00 00 00 00 00 00 00-00 00 00 00 00 00 00 00 *.....*
00000000009002D0 00 00 00 00 00 00 00 00-00 00 00 00 00 00 00 00 *.....*
00000000009002E0 00 00 00 00 00 00 00 00-00 00 00 00 00 00 00 00 *.....*
00000000009002F0 00 00 00 00 00 00 00 00-00 00 00 00 00 00 00 00 *.....*
0000000000900300 00 00 00 00 00 00 00 00-00 00 00 00 00 00 00 00 *.....*
0000000000900310 00 00 00 00 00 00 00 00-00 00 00 00 00 00 00 00 *.....*
0000000000900320 00 00 00 00 00 00 00 00-00 00 00 00 00 00 00 00 *.....*
0000000000900330 00 00 00 00 00 00 00 00-00 00 00 00 00 00 00 00 *.....*
0000000000900340 00 00 00 00 00 00 00 00-00 00 00 00 00 00 00 00 *.....*
0000000000900350 00 00 00 00 00 00 00 00-00 00 00 00 00 00 00 00 *.....*
0000000000900360 00 00 00 00 00 00 00 00-00 00 00 00 00 00 00 00 *.....*
0000000000900370 00 00 00 00 00 00 00 00-00 00 00 00 00 00 00 00 *.....*
0000000000900380 00 00 00 00 00 00 00 00-00 00 00 00 00 00 00 00 *.....*
0000000000900390 00 00 00 00 00 00 00 00-00 00 00 00 00 00 00 00 *.....*
00000000009003A0 00 00 00 00 00 00 00 00-00 00 00 00 00 00 00 00 *.....*
00000000009003B0 00 00 00 00 00 00 00 00-00 00 00 00 00 00 00 00 *.....*
00000000009003C0 00 00 00 00 00 00 00 00-00 00 00 00 00 00 00 00 *.....*
00000000009003D0 00 00 00 00 00 00 00 00-00 00 00 00 00 00 00 00 *.....*
00000000009003E0 00 00 00 00 00 00 00 00-08 14 18 01 00 00 00 00 *.....*
00000000009003F0 80 80 D6 00 2F A0 F6 A1-46 02 00 00 00 00 00 00 *..../.F.....*

```

The following 16 bytes of the preceding binary dump of a sample leaf BBT entry indicate the PAGETRAILER structure (section [2.2.2.7.1](#)).

```

00000000009003F0 80 80 D6 00 2F A0 F6 A1-46 02 00 00 00 00 00 00 *..../.F.....*

```

The 4 bytes (08 14 18 01) of the preceding binary dump of a sample leaf NBT entry indicate the BTPAGE structure (section [2.2.2.7.7.1](#)).

```

00000000009003E0 00 00 00 00 00 00 00 00-08 14 18 01 00 00 00 00 *.....*

```

3.6 Sample Data Tree

The following is a binary dump of a data tree (section [2.2.2.8.3.2](#)), which is identified by a data block (that is, **bidData**) that has the **i** bit set. In this example, the data tree consists of a single XBLOCK. The first 8 bytes of the XBLOCK (01 01 35 00 49 9C 06 00) contain metadata about the XBLOCK, and the rest of the data contains an array of BIDs that refer to the data blocks that contain the actual end-user data.

The size of an XBLOCK varies anywhere from 64 to 8192 bytes, including the BLOCKTRAILER structure (section [2.2.2.8.1](#)). The last 16 bytes at the end of this example (B0 01 38 67 51 CD EE 3F-62 01 00 00 00 00 00 00) represent the BLOCKTRAILER.

In this specific example, the XBLOCK contains 0x35 BIDs (**cEnt**=0x35), which contains 0x69C49 bytes of actual data (**lcbTotal**=0x00069C49).

```

00000000005A6600 01 01 35 00 49 9C 06 00-5C 01 00 00 00 00 00 00 *..5.I...\.....*
00000000005A6610 64 01 00 00 00 00 00 00-68 01 00 00 00 00 00 00 *d.....h.....*
00000000005A6620 6C 01 00 00 00 00 00 00-70 01 00 00 00 00 00 00 *l.....p.....*
00000000005A6630 74 01 00 00 00 00 00 00-78 01 00 00 00 00 00 00 *t.....x.....*
00000000005A6640 7C 01 00 00 00 00 00 00-80 01 00 00 00 00 00 00 *|.....*
00000000005A6650 84 01 00 00 00 00 00 00-88 01 00 00 00 00 00 00 *......*
00000000005A6660 8C 01 00 00 00 00 00 00-90 01 00 00 00 00 00 00 *......*
00000000005A6670 94 01 00 00 00 00 00 00-98 01 00 00 00 00 00 00 *......*
00000000005A6680 9C 01 00 00 00 00 00 00-A0 01 00 00 00 00 00 00 *......*
00000000005A6690 A4 01 00 00 00 00 00 00-A8 01 00 00 00 00 00 00 *......*
00000000005A66A0 AC 01 00 00 00 00 00 00-B0 01 00 00 00 00 00 00 *......*
00000000005A66B0 B4 01 00 00 00 00 00 00-B8 01 00 00 00 00 00 00 *......*
00000000005A66C0 BC 01 00 00 00 00 00 00-C0 01 00 00 00 00 00 00 *......*
00000000005A66D0 C4 01 00 00 00 00 00 00-C8 01 00 00 00 00 00 00 *......*
00000000005A66E0 CC 01 00 00 00 00 00 00-D0 01 00 00 00 00 00 00 *......*
00000000005A66F0 D4 01 00 00 00 00 00 00-D8 01 00 00 00 00 00 00 *......*
00000000005A6700 DC 01 00 00 00 00 00 00-E0 01 00 00 00 00 00 00 *......*
00000000005A6710 E4 01 00 00 00 00 00 00-E8 01 00 00 00 00 00 00 *......*
00000000005A6720 EC 01 00 00 00 00 00 00-F0 01 00 00 00 00 00 00 *......*
00000000005A6730 F4 01 00 00 00 00 00 00-F8 01 00 00 00 00 00 00 *......*
00000000005A6740 FC 01 00 00 00 00 00 00-00 02 00 00 00 00 00 00 *......*
00000000005A6750 04 02 00 00 00 00 00 00-08 02 00 00 00 00 00 00 *......*
00000000005A6760 0C 02 00 00 00 00 00 00-10 02 00 00 00 00 00 00 *......*
00000000005A6770 14 02 00 00 00 00 00 00-18 02 00 00 00 00 00 00 *......*
00000000005A6780 1C 02 00 00 00 00 00 00-20 02 00 00 00 00 00 00 *......*
00000000005A6790 24 02 00 00 00 00 00 00-28 02 00 00 00 00 00 00 *$......(.....*
00000000005A67A0 2C 02 00 00 00 00 00 00-30 02 00 00 00 00 00 00 *,.....0.....*
00000000005A67B0 B0 01 38 67 51 CD EE 3F-62 01 00 00 00 00 00 00 *..8gQ...?b.....*

```

3.7 Sample SLBLOCK

The following is a binary dump of a SLBLOCK structure (section [2.2.2.8.3.3.1](#)), which is used to represent a subnode. The first 8 (02 00 01 00 00 00 00 00) bytes contain the metadata about the SLBLOCK, which are followed by an SLENTY structure (section [2.2.2.8.3.3.1.1](#)). SIBLOCK structures, which are not shown in this example, have the same general format, but contain SIENTRY structures (section [2.2.2.8.3.3.2.1](#)) instead.

The size of an SLBLOCK varies anywhere from 64 to 8192 bytes, including the BLOCKTRAILER structure (section [2.2.2.8.1](#)). The last 16 bytes at the end of this example (20 00 5F 5E 50 5E D4 D9-86 13 00 00 00 00 00 00) represent the BLOCKTRAILER.

In this particular example, this is an SLBLOCK (**cLevel**=0) with only 1 SLENTY (**cEnt**=1). This example also illustrates the smallest possible SLBLOCK (64 bytes).

```

0000000000594D80 02 00 01 00 00 00 00 00-7F 81 00 00 00 00 00 00 *......*
0000000000594D90 80 13 00 00 00 00 00 00-00 00 00 00 00 00 00 00 *......*
0000000000594DA0 00 00 00 00 00 00 00 00-00 00 00 00 00 00 00 00 *......*
0000000000594DB0 20 00 5F 5E 50 5E D4 D9-86 13 00 00 00 00 00 00 * ._^P^.....*

```

3.8 Sample Heap-on-Node (HN)

The following is the binary dump of an HN (section [2.3.1](#)). The first 12 bytes (EC 00 EC BC 20 00 00 00-00 00 00 00) indicate the HNHDR structure (section [2.3.1.2](#)), which contain information

about the HN. The last 22 bytes (shown following) represent the HNPAGEMAP structure (section [2.3.1.5](#)), which contains the information about each allocated heap block.

```

                                08 00 00 00 *.....}.pb.....*
00000000000048F0 0C 00 14 00 6C 00 7C 00-8C 00 A4 00 BC 00 D4 00 *.....1.|.....*
0000000000004900 EC 00 *
```

In this particular example, the signature indicates an HN (**bSig**=0xEC) which ultimately contains a PC (**bClientSig**=0xBC (**bTypePC**)). The metadata of the next-level client is stored in HID 0x20 (**hidUserRoot**=0x00000020). The HNPAGEMAP structure can be found at offset 0xEC with respect to the beginning of the HN (**ibHnpm**=0x00EC).

The HNPAGEMAP indicate that the HN has 8 allocations (**cAlloc**=8), and the starting offsets of the allocations (with respect to the beginning of the HN) are: 0x0C, 0x14, 0x6C, 0x7C, 0x8C, 0xA4, 0xBC, 0xD4, respectively. And finally, the next allocation starts at offset 0xEC.

```

0000000000004800 EC 00 EC BC 20 00 00 00-00 00 00 00 B5 02 06 00
0000000000004810 40 00 00 00 34 0E 02 01-A0 00 00 00 38 0E 03 00 *@...4.....8...*
0000000000004820 00 00 00 00 F9 0F 02 01-60 00 00 00 01 30 1F 00 *.....`....0..*
0000000000004830 80 00 00 00 DF 35 03 00-89 00 00 00 E0 35 02 01 *.....5.....5..*
0000000000004840 C0 00 00 00 E3 35 02 01-00 01 00 00 E7 35 02 01 *.....5.....5..*
0000000000004850 E0 00 00 00 33 66 0B 00-01 00 00 00 FA 66 03 00 *....3f.....f..*
0000000000004860 0D 00 0E 00 FF 67 03 00-00 00 00 00 22 9D B5 0A *.....g....."....*
0000000000004870 DC D9 94 43 85 DE 90 AE-B0 7D 12 70 55 00 4E 00 *...C.....}.pU.N.*
0000000000004880 49 00 43 00 4F 00 44 00-45 00 31 00 01 00 00 00 *I.C.O.D.E.1.....*
0000000000004890 F5 5E F6 66 95 69 CC 4C-83 D1 D8 73 98 99 02 85 *..^..f.i.L...s....*
00000000000048A0 01 00 00 00 00 00 00 00-22 9D B5 0A DC D9 94 43 *.....".....C*
00000000000048B0 85 DE 90 AE B0 7D 12 70-22 80 00 00 00 00 00 00 *.....}.p".....*
00000000000048C0 22 9D B5 0A DC D9 94 43-85 DE 90 AE B0 7D 12 70 *".....C.....}.p*
00000000000048D0 42 80 00 00 00 00 00 00-22 9D B5 0A DC D9 94 43 *B.....".....C*
00000000000048E0 85 DE 90 AE B0 7D 12 70-62 80 00 00 08 00 00 00 *.....}.pb.....*
00000000000048F0 0C 00 14 00 6C 00 7C 00-8C 00 A4 00 BC 00 D4 00 *.....1.|.....*
0000000000004900 EC 00 *
```

3.9 Sample BTH

Because the binary dump in the preceding example contains a PC, by definition it follows that the HN contains a BTH. This example uses the same binary dump from the last example to further examine the inner BTH structure (section [2.3.2](#)). Because **hidUserRoot** is 0x20, this maps to the first HN allocation (section [2.3.1.1](#)), which starts at offset 0x0C. Because the next allocation starts at offset 0x14, its size is 8 bytes.

These 8 bytes (B5 02 06 00 40 00 00 00) actually maps to the BTHHEADER structure (section [2.3.2.1](#)) of this BTH. According to the information in the BTHHEADER, each record in this BTH has a 2-byte key (**cbKey**=2) and 6 bytes of data (**cbEnt**=6). It also indicates that the BTH entry table is located in HID 0x40 (**hidRoot**=0x00000040), and it contains leaf BTH Records (**bIdxLevels**=0, see section [2.3.2.3](#)).

HID 0x40 maps to the second allocation, which spans 0x58 bytes from offset 0x14 to 0x6C (shown following). Because each record is 8 bytes (2+6), the BTH contains 11 records.

```

                                34 0E 02 01-A0 00 00 00 38 0E 03 00 *@...4.....8...*
0000000000004820 00 00 00 00 F9 0F 02 01-60 00 00 00 01 30 1F 00 *.....`....0..*
0000000000004830 80 00 00 00 DF 35 03 00-89 00 00 00 E0 35 02 01 *.....5.....5..*
```

```

0000000000004840 C0 00 00 00 E3 35 02 01-00 01 00 00 E7 35 02 01 *.....5.....5..*
0000000000004850 E0 00 00 00 33 66 0B 00-01 00 00 00 FA 66 03 00 *....3f.....f..*
0000000000004860 0D 00 0E 00 FF 67 03 00-00 00 00 00

```

Recall that the HN has 8 allocations, but so far the BTH only used accounted for 2 of them. The remaining 6 allocations are being used by the higher-level client (that is, the PC).

```

0000000000004800 EC 00 EC BC 20 00 00 00-00 00 00 00 B5 02 06 00 *....*
0000000000004810 40 00 00 00 34 0E 02 01-A0 00 00 00 38 0E 03 00 *@...4.....8...*
0000000000004820 00 00 00 00 F9 0F 02 01-60 00 00 00 01 30 1F 00 *.....0...*
0000000000004830 80 00 00 00 DF 35 03 00-89 00 00 00 E0 35 02 01 *.....5.....*
0000000000004840 C0 00 00 00 E3 35 02 01-00 01 00 00 E7 35 02 01 *.....5.....5..*
0000000000004850 E0 00 00 00 33 66 0B 00-01 00 00 00 FA 66 03 00 *....3f.....f..*
0000000000004860 0D 00 0E 00 FF 67 03 00-00 00 00 00 22 9D B5 0A *....g....."....*
0000000000004870 DC D9 94 43 85 DE 90 AE-B0 7D 12 70 55 00 4E 00 *...C.....}.pU.N.*
0000000000004880 49 00 43 00 4F 00 44 00-45 00 31 00 01 00 00 00 *I.C.O.D.E.1....*
0000000000004890 F5 5E F6 66 95 69 CC 4C-83 D1 D8 73 98 99 02 85 *.^..f.i.L...s....*
00000000000048A0 01 00 00 00 00 00 00 00-22 9D B5 0A DC D9 94 43 *.....".....C*
00000000000048B0 85 DE 90 AE B0 7D 12 70-22 80 00 00 00 00 00 00 *.....}.p".....*
00000000000048C0 22 9D B5 0A DC D9 94 43-85 DE 90 AE B0 7D 12 70 *"...C.....}.p*
00000000000048D0 42 80 00 00 00 00 00 00-22 9D B5 0A DC D9 94 43 *B.....".....C*
00000000000048E0 85 DE 90 AE B0 7D 12 70-62 80 00 00 08 00 00 00 *.....}.pb.....*
00000000000048F0 0C 00 14 00 6C 00 7C 00-8C 00 A4 00 BC 00 D4 00 *.....|.l.....*
0000000000004900 EC 00

```

3.10 Sample Message Store

The binary data used in the last two examples (HN, BTH) is actually that of the message store PC of a PST. The following is the decoded content of the PC in the preceding example, which contains all the properties of the message store.

```

NID: 33 (0x00000021) < NID_TYPE_INTERNAL > < NID_MESSAGE_STORE >

Parent NID: 0x00000000
Data BID: 168 (0xa8)
Subnode BID: 0 (0x0)

Block: IB=18432 (0x4800), 258 (0x102) bytes
Block Signature: 0xec < HEAP_SIGNATURE >
Client Signature: 0xbc < bTypePC >
Fill Level: 0x00 0x00 0x00 0x00
User Root HID: 32 (0x00000020)

Property Context (9 Items)

0x0e340102 PidTagReplVersionhistory PtypBinary 24 Byte(s)
0000: 01 00 00 00 F5 5E F6 66 95 69 CC 4C 83 D1 D8 73 - .....^..f.i.L...s
0010: 98 99 02 85 01 00 00 00 - .....

0x0e380003 PidTagReplFlags PtypInteger32 0x00000000 (0)
0x0ff90102 PidTagRecordKey PtypBinary 16 Byte(s)
0000: 22 9D B5 0A DC D9 94 43 85 DE 90 AE B0 7D 12 70 - "...C.....}.p

0x3001001f PidTagDisplayName PtypString 16 Byte(s)
0000: 55 00 4E 00 49 00 43 00 4F 00 44 00 45 00 31 00 - U.N.I.C.O.D.E.1.

```



```

(137) 0x35df0003 PidTagValidFolderMask PtypInteger32 0x00000089

0x35e00102 PidTagIpmSubTreeEntryId PtypBinary 24 Byte(s)
0000: 00 00 00 00 22 9D B5 0A DC D9 94 43 85 DE 90 AE - ....".....C....
0010: B0 7D 12 70 22 80 00 00 - .}.p"...

0x35e30102 PidTagIpmWastebasketEntryId PtypBinary 24 Byte(s)
0000: 00 00 00 00 22 9D B5 0A DC D9 94 43 85 DE 90 AE - ....".....C....
0010: B0 7D 12 70 62 80 00 00 - .}.pb...

0x35e70102 PidTagFinderEntryId PtypBinary 24 Byte(s)
0000: 00 00 00 00 22 9D B5 0A DC D9 94 43 85 DE 90 AE - ....".....C....
0010: B0 7D 12 70 42 80 00 00 - .}.pB...

0x67ff0003 PidTagPstPassword PtypInteger32 0x00000000 (0)

```

3.11 Sample TC

The following is a binary dump of a TC (section 2.3.4), which is small enough to be self-contained in a data block (that is, not subnode) to keep things simple. Because of the complexity of the TC, a number of decorations are used to represent the different constructs in the binary data.

A TC is constructed on top of an HN structure, which is shown following by the 32 bytes from the beginning and end of the data.

```

00000000000004A00 BC 01 EC 7C 40 00 00 00-00 00 00 00
...
...
07 00 00 00 *.d.e.r. .2.....*
00000000000004BC0 0C 00 14 00 92 00 AA 00-4F 01 7D 01 93 01 BB 01 *......O.}.....*

```

The **hidUserRoot** of the HN points to the TCINFO structure (section 2.3.4.1), which is at HID 0x40 and indicated by the underlined bytes. In this example, the TC contains 0x0D columns (**cCols**=0x0D), and contains an embedded BTH (**RowIndex**, section 2.3.4.3) at HID 0x20. The Row Matrix (actual row data, section 2.3.4.4) is found at HID 0x80. The items that are shown following represent the **TCOLDESC** structures that describe each of the columns in the TC (section 2.3.4.2).

```

02 01 30 0E 14 00 *......0...*
00000000000004A30 04 06 14 00 33 0E 18 00-08 07 02 01 34 0E 20 00 *....3.....4. .*
00000000000004A40 04 08 03 00 38 0E 24 00-04 09 1F 00 01 30 08 00 *....8.$.....0..*
00000000000004A50 04 02 03 00 02 36 0C 00-04 03 03 00 03 36 10 00 *....6.....6..*
00000000000004A60 04 04 0B 00 0A 36 34 00-01 05 1F 00 13 36 28 00 *....64.....6(. *
00000000000004A70 04 0A 03 00 35 66 2C 00-04 0B 03 00 36 66 30 00 *....5f,.....6f0.*
00000000000004A80 04 0C 03 00 F2 67 00 00-04 00 03 00 F3 67 04 00 *....g.....g..*
00000000000004A90 04 01

```

The two following pieces of data collectively make up the **RowIndex**, which associate each row in the TC with the corresponding NID of the item it refers to.

```

B5 04 04 00
*...|@.....*
00000000000004A10 60 00 00 00

```

```

...
...
23 22 00 00 02 00-00 00 22 80 00 00 00 00
*..#".....".....*
0000000000004AA0 00 00 42 80 00 00 01 00-00 00

```

Finally, the following data constitutes the Row Matrix. The remaining, undecorated data near the end are additional allocations off the HN to store variable-size property data in the Row Matrix.

```

22 80 00 00 0E 00 *..B.....".....*
0000000000004AB0 00 00 A0 00 00 00 00-00 00 00 00 00 00 00 *.....*
0000000000004AC0 00 00 00 00 00 00 00-00 00 00 00 00 00 00 *.....*
0000000000004AD0 00 00 00 00 00 00 00-00 00 00 00 00 01 FC *.....*
0000000000004AE0 00 42 80 00 00 06 00 00-00 C0 00 00 00 00 00 *..B.....*
0000000000004AF0 00 00 00 00 00 00 00-00 00 00 00 00 00 00 *.....*
0000000000004B00 00 00 00 00 00 00 00-00 00 00 00 00 00 00 *.....*
0000000000004B10 00 00 00 00 00 00 FC 00-23 22 00 00 0B 00 00 *.....#".....*
0000000000004B20 E0 00 00 00 00 00 00-00 00 00 00 00 00 00 *.....*
0000000000004B30 00 00 00 00 00 00 00-00 00 00 00 00 00 00 *.....*
0000000000004B40 00 00 00 00 00 00 00-00 00 00 00 00 FC 00 54 *.....T*

```

For those interested in deciphering the data contained in this TC, refer to the Hierarchy TC in the next example to view the parsed content.

```

0000000000004A00 BC 01 EC 7C 40 00 00 00-00 00 00 00 B5 04 04 00 *...|@.....*
0000000000004A10 60 00 00 00 7C 0D 34 00-34 00 35 00 37 00 20 00 *^...|.4.4.5.7. . *
0000000000004A20 00 00 80 00 00 00 00 00-00 00 02 01 30 0E 14 00 *.....0...*
0000000000004A30 04 06 14 00 33 0E 18 00-08 07 02 01 34 0E 20 00 *....3.....4. . *
0000000000004A40 04 08 03 00 38 0E 24 00-04 09 1F 00 01 30 08 00 *....8.$.....0...*
0000000000004A50 04 02 03 00 02 36 0C 00-04 03 03 00 03 36 10 00 *....6.....6...*
0000000000004A60 04 04 0B 00 0A 36 34 00-01 05 1F 00 13 36 28 00 *....64.....6(. *
0000000000004A70 04 0A 03 00 35 66 2C 00-04 0B 03 00 36 66 30 00 *....5f,....6f0.*
0000000000004A80 04 0C 03 00 F2 67 00 00-04 00 03 00 F3 67 04 00 *....g.....g...*
0000000000004A90 04 01 23 22 00 00 02 00-00 00 22 80 00 00 00 00 *..#".....".....*
0000000000004AA0 00 00 42 80 00 00 01 00-00 00 22 80 00 00 0E 00 *..B.....".....*
0000000000004AB0 00 00 A0 00 00 00 00 00-00 00 00 00 00 00 00 00 *.....*
0000000000004AC0 00 00 00 00 00 00 00 00-00 00 00 00 00 00 00 00 *.....*
0000000000004AD0 00 00 00 00 00 00 00 00-00 00 00 00 00 00 01 FC *.....*
0000000000004AE0 00 42 80 00 00 06 00 00-00 C0 00 00 00 00 00 00 00 *..B.....*
0000000000004AF0 00 00 00 00 00 00 00 00-00 00 00 00 00 00 00 00 *.....*
0000000000004B00 00 00 00 00 00 00 00 00-00 00 00 00 00 00 00 00 *.....*
0000000000004B10 00 00 00 00 00 00 FC 00-23 22 00 00 0B 00 00 00 *.....#".....*
0000000000004B20 E0 00 00 00 00 00 00 00-00 00 00 00 00 00 00 00 *.....*
0000000000004B30 00 00 00 00 00 00 00 00-00 00 00 00 00 00 00 00 *.....*
0000000000004B40 00 00 00 00 00 00 00 00-00 00 00 00 00 FC 00 54 *.....T*
0000000000004B50 00 6F 00 70 00 20 00 6F-00 66 00 20 00 50 00 65 *..o.p. .o.f. .P.e*
0000000000004B60 00 72 00 73 00 6F 00 6E-00 61 00 6C 00 20 00 46 *.r.s.o.n.a.l. .F*
0000000000004B70 00 6F 00 6C 00 64 00 65-00 72 00 73 00 53 00 65 *.o.l.d.e.r.s.S.e*
0000000000004B80 00 61 00 72 00 63 00 68-00 20 00 52 00 6F 00 6F *.a.r.c.h. .R.o.o*
0000000000004B90 00 74 00 53 00 50 00 41-00 4D 00 20 00 53 00 65 *.t.S.P.A.M. .S.e*
0000000000004BA0 00 61 00 72 00 63 00 68-00 20 00 46 00 6F 00 6C *.a.r.c.h. .F.o.l*
0000000000004BB0 00 64 00 65 00 72 00 20-00 32 00 00 07 00 00 00 *.d.e.r. .2.....*
0000000000004BC0 0C 00 14 00 92 00 AA 00-4F 01 7D 01 93 01 BB 01 *.....O.}. ....*

```

3.12 Sample Folder Object

The following is a full content dump of the Root Folder. Note the 4 constituents that collectively make up a Folder object. The Hierarchy TC indicates that the Root Folder has 3 sub-Folder objects: "Top of Personal Folders", "Search Root" and "SPAM Search Folder 2". The Contents TC and FAI contents table TC indicate that the Root Folder has no Message objects or FAI Message objects. Also note that the parent NID of the Root Folder points to itself.

```
NID: 290 (0x00000122) < NID_TYPE_NORMAL_FOLDER > < NID_ROOT_FOLDER >

Parent NID: 0x00000122
Data BID: 96 (0x60)
Subnode BID: 0 (0x0)

Block Signature: 0xec < HEAP_SIGNATURE >
Client Signature: 0xbc < bTypePC >
Fill Level: 0x00 0x00 0x00 0x00
User Root HID: 32 (0x00000020)

Property Context (4 Items)

0x3001001f PidTagDisplayName PtypString
0x36020003 PidTagContentCount PtypInteger32 0x00000000 (0)
0x36030003 PidTagContentUnreadCount PtypInteger32 0x00000000 (0)
0x360a000b PidTagSubfolders PtypBoolean 0x01 (1)

=====

NID: 301 (0x0000012d) < NID_TYPE_HIERARCHY_TABLE > < none >

Parent NID: 0x00000000
Data BID: 164 (0xa4)
Subnode BID: 0 (0x0)

Block Signature: 0xec < HEAP_SIGNATURE >
Client Signature: 0x7c < bTypeTC >
Fill Level: 0x00 0x00 0x00 0x00
User Root HID: 64 (0x00000040)

Table Context (13 Sparse Columns)

Columns:
0x0e300003 PidTagReplItemid (IB: 20, CB: 4, iBit: 6)
0x0e330014 PidTagReplChangenum (IB: 24, CB: 8, iBit: 7)
0x0e340102 PidTagReplVersionhistory (IB: 32, CB: 4, iBit: 8)
0x0e380003 PidTagReplFlags (IB: 36, CB: 4, iBit: 9)
0x3001001f PidTagDisplayName_W (IB: 8, CB: 4, iBit: 2)
0x36020003 PidTagContentCount (IB: 12, CB: 4, iBit: 3)
0x36030003 PidTagContentUnreadCount (IB: 16, CB: 4, iBit: 4)
0x360a000b PidTagSubfolders (IB: 52, CB: 1, iBit: 5)
0x3613001f PidTagContainerClass_W (IB: 40, CB: 4, iBit: 10)
0x66350003 PidTagProfileOabCountAttemptedFulldn OR
PidTagPstHiddenCount (IB: 44, CB: 4, iBit: 11)
0x66360003 PidTagProfileOabCountAttemptedIncrdn OR
PidTagPstHiddenUnread (IB: 48, CB: 4, iBit: 12)
0x67f20003 PidTagLtpRowId (IB: 0, CB: 4, iBit: 0)
0x67f30003 PidTagLtpRowVer (IB: 4, CB: 4, iBit: 1)
```

Row Matrix Data (3 Rows) [HID: 0x00000080]

Row 0:

(0)	0x0e330014	PidTagReplChangenum	0x0000000000000000
	0x3001001f	PidTagDisplayName_W	46 Byte(s)
	0000:	54 00 6F 00 70 00 20 00 6F 00 66 00 20 00 50 00	- T.o.p. .o.f. .P.
	0010:	65 00 72 00 73 00 6F 00 6E 00 61 00 6C 00 20 00	- e.r.s.o.n.a.l. .
	0020:	46 00 6F 00 6C 00 64 00 65 00 72 00 73 00	- F.o.l.d.e.r.s.
	0x36020003	PidTagContentCount	0x00000000 (0)
	0x36030003	PidTagContentUnreadCount	0x00000000 (0)
	0x360a000b	PidTagSubfolders	0x01 (1)

Row 1:

(0)	0x0e330014	PidTagReplChangenum	0x0000000000000000
	0x3001001f	PidTagDisplayName_W	22 Byte(s)
	0000:	53 00 65 00 61 00 72 00 63 00 68 00 20 00 52 00	- S.e.a.r.c.h. .R.
	0010:	6F 00 6F 00 74 00	- o.o.t.
	0x36020003	PidTagContentCount	0x00000000 (0)
	0x36030003	PidTagContentUnreadCount	0x00000000 (0)
	0x360a000b	PidTagSubfolders	0x00 (0)

Row 2:

(0)	0x0e330014	PidTagReplChangenum	0x0000000000000000
	0x3001001f	PidTagDisplayName_W	40 Byte(s)
	0000:	53 00 50 00 41 00 4D 00 20 00 53 00 65 00 61 00	- S.P.A.M. .S.e.a.
	0010:	72 00 63 00 68 00 20 00 46 00 6F 00 6C 00 64 00	- r.c.h. .F.o.l.d.
	0020:	65 00 72 00 20 00 32 00	- e.r. .2.
	0x36020003	PidTagContentCount	0x00000000 (0)
	0x36030003	PidTagContentUnreadCount	0x00000000 (0)
	0x360a000b	PidTagSubfolders	0x00 (0)

RowIndex [HID: 0x00000020]

Property Context (3 Items)

0x00002223,	2
0x00008022,	0
0x00008042,	1

=====

NID: 302 (0x0000012e) < NID_TYPE_CONTENTS_TABLE > < none >

Parent NID: 0x00000000
Data BID: 8 (0x8)
Subnode BID: 0 (0x0)

Block Signature: 0xec < HEAP_SIGNATURE >
Client Signature: 0x7c < bTypeTC >
Fill Level: 0x00 0x00 0x00 0x00
User Root HID: 64 (0x00000040)

Table Context (27 Sparse Columns)

Columns:

0x00170003	PidTagImportance	(IB: 20, CB: 4, iBit: 5)
0x001a001f	PidTagMessageClass_W	(IB: 12, CB: 4, iBit: 3)
0x00360003	PidTagSensitivity	(IB: 60, CB: 4, iBit: 15)
0x0037001f	PidTagSubject_W	(IB: 28, CB: 4, iBit: 7)
0x00390040	PidTagClientSubmitTime	(IB: 40, CB: 8, iBit: 9)
0x0042001f	PidTagSentRepresentingName_W	(IB: 24, CB: 4, iBit: 6)
0x0057000b	PidTagMessageToMe	(IB: 116, CB: 1, iBit: 13)
0x0058000b	PidTagMessageCcMe	(IB: 117, CB: 1, iBit: 14)
0x0070001f	PidTagConversationTopic_W	(IB: 68, CB: 4, iBit: 17)
0x00710102	PidTagConversationIndex	(IB: 72, CB: 4, iBit: 18)
0x0e03001f	PidTagDisplayCc_W	(IB: 56, CB: 4, iBit: 12)
0x0e04001f	PidTagDisplayTo_W	(IB: 52, CB: 4, iBit: 11)
0x0e060040	PidTagMessageDeliveryTime	(IB: 32, CB: 8, iBit: 8)
0x0e070003	PidTagMessageFlags	(IB: 16, CB: 4, iBit: 4)
0x0e080003	PidTagMessageSize	(IB: 48, CB: 4, iBit: 10)
0x0e170003	PidTagMessageStatus	(IB: 8, CB: 4, iBit: 2)
0x0e300003	PidTagReplItemId	(IB: 88, CB: 4, iBit: 21)
0x0e330014	PidTagReplChangenum	(IB: 92, CB: 8, iBit: 22)
0x0e340102	PidTagReplVersionhistory	(IB: 100, CB: 4, iBit: 23)
0x0e380003	PidTagReplFlags	(IB: 112, CB: 4, iBit: 26)
0x0e3c0102	PidTagReplCopiedfromVersionhistory	(IB: 108, CB: 4, iBit: 25)
0x0e3d0102	PidTagReplCopiedfromItemid	(IB: 104, CB: 4, iBit: 24)
0x10970003	PidTagItemTemporaryFlags	(IB: 64, CB: 4, iBit: 16)
0x30080040	PidTagLastModificationTime	(IB: 80, CB: 8, iBit: 20)
0x65c60003	PidTagSecureSubmitFlags	(IB: 76, CB: 4, iBit: 19)
0x67f20003	PidTagLtpRowId	(IB: 0, CB: 4, iBit: 0)
0x67f30003	PidTagLtpRowVer	(IB: 4, CB: 4, iBit: 1)

Row Matrix Data Not Present (0 Rows)

RowIndex [HID: 0x00000020]

NID: 303 (0x0000012f) < NID_TYPE_ASSOC_CONTENTS_TABLE > < none >

Parent NID: 0x00000000

Data BID: 284 (0x11c)

Subnode BID: 0 (0x0)

Block Signature: 0xec < HEAP_SIGNATURE >

Client Signature: 0x7c < bTypeTC >

Fill Level: 0x00 0x00 0x00 0x00

User Root HID: 64 (0x00000040)

Table Context (17 Sparse Columns)

Columns:

0x001a001f	PidTagMessageClass_W	(IB: 12, CB: 4, iBit: 3)
0x003a001f	PidTagReportName_W	(IB: 60, CB: 4, iBit: 16)
0x0070001f	PidTagConversationTopic_W	(IB: 56, CB: 4, iBit: 15)
0x0e070003	PidTagMessageFlags	(IB: 16, CB: 4, iBit: 4)
0x0e170003	PidTagMessageStatus	(IB: 8, CB: 4, iBit: 2)
0x3001001f	PidTagDisplayName_W	(IB: 20, CB: 4, iBit: 5)
0x67f20003	PidTagLtpRowId	(IB: 0, CB: 4, iBit: 0)
0x67f30003	PidTagLtpRowVer	(IB: 4, CB: 4, iBit: 1)

0x6800001f	PidTagMapiformMessageclass_W	OR
	PidTagTabRemoteServer_W	OR
	PidTagOfflineAddressBookName_W	(IB: 44, CB: 4, iBit: 11)
0x6803000b	PidTagFormMultCategorized	OR
	PidTagSendOutlookRecallReport	(IB: 64, CB: 1, iBit: 12)
0x68051003	PidTagOfflineAddressBookTruncatedProperties	(IB: 48, CB: 4, iBit: 13)
0x682f001f	PidTagReplItemid	(IB: 52, CB: 4, iBit: 14)
0x70030003	PidTagViewDescriptorFlags	(IB: 24, CB: 4, iBit: 6)
0x70040102	PidTagViewDescriptorLinkTo	(IB: 28, CB: 4, iBit: 7)
0x70050102	PidTagViewDescriptorViewFolder	(IB: 32, CB: 4, iBit: 8)
0x7006001f	PidTagViewDescriptorName	OR
	PidTagViewDescriptorName_W	(IB: 36, CB: 4, iBit: 9)
0x70070003	PidTagViewDescriptorVersion	(IB: 40, CB: 4, iBit: 10)

Row Matrix Data Not Present (0 Rows)

RowIndex [HID: 0x00000020]

3.13 Sample Message Object

The following is the parsed content of a sample Message object that is sent from an imaginary user account to itself. The intention of this is to provide a SAMPLE of what types of properties can be found in a typical Message object and is by no means a definitive reference. Note the presence of a Recipient TC in addition to the Message object PC.

NID: 2097252 (0x00200064) < NID_TYPE_NORMAL_MESSAGE > < none >

Parent NID: 0x00008082
Data BID: 5400 (0x1518)
Subnode BID: 5394 (0x1512)

Block: IB=9472512 (0x908a00), 4092 (0xffc) bytes
Block Signature: 0xec < HEAP_SIGNATURE >
Client Signature: 0xbc < bTypePC >
Fill Level: 0x00 0x00 0x00 0x00
User Root HID: 32 (0x00000020)

Property Context (100 Items)

0x0002000b	PidTagAlternateRecipientAllowed	PtypBoolean	0x01 (1)
0x00170003	PidTagImportance	PtypInteger32	0x00000001 (1)
0x001a001f	PidTagMessageClass_W	PtypString	16 Byte(s)
0000: 49 00 50 00 4D 00 2E 00 4E 00 6F 00 74 00 65 00 - I.P.M...N.o.t.e.			
0x0023000b	PidTagOriginatorDeliveryReportRequested	PtypBoolean	0x00 (0)
0x00260003	PidTagPriority	PtypInteger32	0x00000000 (0)
0x0029000b	PidTagReadReceiptRequested	PtypBoolean	0x00 (0)
0x00360003	PidTagSensitivity	PtypInteger32	0x00000000 (0)
0x0037001f	PidTagSubject_W	PtypBinary	28 Byte(s)
0000: 53 00 61 00 6D 00 70 00 6C 00 65 00 20 00 4D 00 - S.a.m.p.l.e. .M.			
0010: 65 00 73 00 73 00 61 00 67 00 65 00 - e.s.s.a.g.e.			
0x00390040	PidTagClientSubmitTime	PtypTime	2009/10/22 16:32:03.000
0x003b0102	PidTagSentRepresentingSearchKey	PtypBinary	93 Byte(s)

```

0000: 45 58 3A 2F 4F 3D 4D 49 43 52 4F 53 4F 46 54 2F - EX:/O=MICROSOFT/
0010: 4F 55 3D 45 58 43 48 41 4E 47 45 20 41 44 4D 49 - OU=EXCHANGE ADMI
0020: 4E 49 53 54 52 41 54 49 56 45 20 47 52 4F 55 50 - NISTRATIVE GROUP
0030: 20 28 46 59 44 49 42 4F 48 46 32 33 53 50 44 4C - (FYDIBOHF23SPDL
0040: 54 29 2F 43 4E 3D 52 45 43 49 50 49 45 4E 54 53 - T)/CN=RECIPIENTS
0050: 2F 43 4E 3D 4A 4F 48 4E 2E 44 4F 45 00 - /CN=JOHN.DOE.

0x003f0102 PidTagReceivedByEntryId PtypBinary 118 Byte(s)
0000: 00 00 00 00 DC A7 40 C8 C0 42 10 1A B4 B9 08 00 - .....@..B.....
0010: 2B 2F E1 82 01 00 00 00 00 00 00 00 2F 4F 3D 4D - +/...../O=M
0020: 49 43 52 4F 53 4F 46 54 2F 4F 55 3D 45 58 43 48 - ICROSOFT/OU=EXCH
0030: 41 4E 47 45 20 41 44 4D 49 4E 49 53 54 52 41 54 - ANGE ADMINISTRAT
0040: 49 56 45 20 47 52 4F 55 50 20 28 46 59 44 49 42 - IVE GROUP (FYDIB
0050: 4F 48 46 32 33 53 50 44 4C 54 29 2F 43 4E 3D 52 - OHF23SPDLT)/CN=R
0060: 45 43 49 50 49 45 4E 54 53 2F 43 4E 3D 4A 4F 48 - ECIPIENTS/CN=JOH
0070: 4E 2E 44 4F 45 00 - N.DOE.

0x0040001f PidTagReceivedByName_W PtypBinary 58 Byte(s)
0000: 4A 00 6F 00 68 00 6E 00 20 00 44 00 6F 00 65 00 - J.o.h.n. .D.o.e.
0010: 20 00 28 00 6E 00 6F 00 74 00 20 00 61 00 20 00 - .(.n.o.t. .a. .
0020: 72 00 65 00 61 00 6C 00 20 00 61 00 64 00 64 00 - r.e.a.l. .a.d.d.
0030: 72 00 65 00 73 00 73 00 29 00 - r.e.s.s.).

0x00410102 PidTagSentRepresentingEntryId PtypBinary 118 Byte(s)
0000: 00 00 00 00 DC A7 40 C8 C0 42 10 1A B4 B9 08 00 - .....@..B.....
0010: 2B 2F E1 82 01 00 00 00 00 00 00 00 2F 4F 3D 4D - +/...../O=M
0020: 49 43 52 4F 53 4F 46 54 2F 4F 55 3D 45 58 43 48 - ICROSOFT/OU=EXCH
0030: 41 4E 47 45 20 41 44 4D 49 4E 49 53 54 52 41 54 - ANGE ADMINISTRAT
0040: 49 56 45 20 47 52 4F 55 50 20 28 46 59 44 49 42 - IVE GROUP (FYDIB
0050: 4F 48 46 32 33 53 50 44 4C 54 29 2F 43 4E 3D 52 - OHF23SPDLT)/CN=R
0060: 45 43 49 50 49 45 4E 54 53 2F 43 4E 3D 4A 4F 48 - ECIPIENTS/CN=JOH
0070: 4E 2E 44 4F 45 00 - N.DOE.

0x0042001f PidTagSentRepresentingName_W PtypBinary 58 Byte(s)
0000: 4A 00 6F 00 68 00 6E 00 20 00 44 00 6F 00 65 00 - J.o.h.n. .D.o.e.
0010: 20 00 28 00 6E 00 6F 00 74 00 20 00 61 00 20 00 - .(.n.o.t. .a. .
0020: 72 00 65 00 61 00 6C 00 20 00 61 00 64 00 64 00 - r.e.a.l. .a.d.d.
0030: 72 00 65 00 73 00 73 00 29 00 - r.e.s.s.).

0x00430102 PidTagReceivedRepresentingEntryId PtypBinary 118 Byte(s)
0000: 00 00 00 00 DC A7 40 C8 C0 42 10 1A B4 B9 08 00 - .....@..B.....
0010: 2B 2F E1 82 01 00 00 00 00 00 00 00 2F 4F 3D 4D - +/...../O=M
0020: 49 43 52 4F 53 4F 46 54 2F 4F 55 3D 45 58 43 48 - ICROSOFT/OU=EXCH
0030: 41 4E 47 45 20 41 44 4D 49 4E 49 53 54 52 41 54 - ANGE ADMINISTRAT
0040: 49 56 45 20 47 52 4F 55 50 20 28 46 59 44 49 42 - IVE GROUP (FYDIB
0050: 4F 48 46 32 33 53 50 44 4C 54 29 2F 43 4E 3D 52 - OHF23SPDLT)/CN=R
0060: 45 43 49 50 49 45 4E 54 53 2F 43 4E 3D 4A 4F 48 - ECIPIENTS/CN=JOH
0070: 4E 2E 44 4F 45 00 - N.DOE.

0x0044001f PidTagReceivedRepresentingName_W PtypBinary 58 Byte(s)
0000: 4A 00 6F 00 68 00 6E 00 20 00 44 00 6F 00 65 00 - J.o.h.n. .D.o.e.
0010: 20 00 28 00 6E 00 6F 00 74 00 20 00 61 00 20 00 - .(.n.o.t. .a. .
0020: 72 00 65 00 61 00 6C 00 20 00 61 00 64 00 64 00 - r.e.a.l. .a.d.d.
0030: 72 00 65 00 73 00 73 00 29 00 - r.e.s.s.).

0x00470102 PidTagMessageSubmissionId PtypBinary 53 Byte(s)
0000: 63 3D 55 53 3B 61 3D 4D 43 49 3B 70 3D 6D 73 66 - c=US;a=MCI;p=msf
0010: 74 3B 6C 3D 54 4B 35 45 58 31 34 4D 42 58 43 31 - t;l=TK5EX14MBXC1
0020: 2D 30 39 31 30 32 32 31 36 33 32 30 34 5A 2D 35 - -091022163204Z-5

```

0030: 36 34 38 30 00 - 6480.

0x00510102 PidTagReceivedBySearchKey PtypBinary 93 Byte(s)
 0000: 45 58 3A 2F 4F 3D 4D 49 43 52 4F 53 4F 46 54 2F - EX:/O=MICROSOFT/
 0010: 4F 55 3D 45 58 43 48 41 4E 47 45 20 41 44 4D 49 - OU=EXCHANGE ADMI
 0020: 4E 49 53 54 52 41 54 49 56 45 20 47 52 4F 55 50 - NISTRATIVE GROUP
 0030: 20 28 46 59 44 49 42 4F 48 46 32 33 53 50 44 4C - (FYDIBOHF23SPDL
 0040: 54 29 2F 43 4E 3D 52 45 43 49 50 49 45 4E 54 53 - T)/CN=RECIPIENTS
 0050: 2F 43 4E 3D 4A 4F 48 4E 2E 44 4F 45 00 - /CN=JOHN.DOE.

0x00520102 PidTagReceivedRepresentingSearchKey PtypBinary 93 Byte(s)
 0000: 45 58 3A 2F 4F 3D 4D 49 43 52 4F 53 4F 46 54 2F - EX:/O=MICROSOFT/
 0010: 4F 55 3D 45 58 43 48 41 4E 47 45 20 41 44 4D 49 - OU=EXCHANGE ADMI
 0020: 4E 49 53 54 52 41 54 49 56 45 20 47 52 4F 55 50 - NISTRATIVE GROUP
 0030: 20 28 46 59 44 49 42 4F 48 46 32 33 53 50 44 4C - (FYDIBOHF23SPDL
 0040: 54 29 2F 43 4E 3D 52 45 43 49 50 49 45 4E 54 53 - T)/CN=RECIPIENTS
 0050: 2F 43 4E 3D 4A 4F 48 4E 2E 44 4F 45 00 - /CN=JOHN.DOE.

0x0057000b PidTagMessageToMe PtypBoolean 0x01 (1)
 0x0058000b PidTagMessageCcMe PtypBoolean 0x00 (0)
 0x0064001f PidTagSentRepresentingAddressType_W PtypBinary 4 Byte(s)
 0000: 45 00 58 00 - E.X.

0x0065001f PidTagSentRepresentingEmailAddress_W PtypBinary 178 Byte(s)
 0000: 2F 00 4F 00 3D 00 4D 00 49 00 43 00 52 00 4F 00 - /.O.=.M.I.C.R.O.
 0010: 53 00 4F 00 46 00 54 00 2F 00 4F 00 55 00 3D 00 - S.O.F.T./O.U.=.
 0020: 45 00 58 00 43 00 48 00 41 00 4E 00 47 00 45 00 - E.X.C.H.A.N.G.E.
 0030: 20 00 41 00 44 00 4D 00 49 00 4E 00 49 00 53 00 - .A.D.M.I.N.I.S.
 0040: 54 00 52 00 41 00 54 00 49 00 56 00 45 00 20 00 - T.R.A.T.I.V.E. .
 0050: 47 00 52 00 4F 00 55 00 50 00 20 00 28 00 46 00 - G.R.O.U.P. .(.F.
 0060: 59 00 44 00 49 00 42 00 4F 00 48 00 46 00 32 00 - Y.D.I.B.O.H.F.2.
 0070: 33 00 53 00 50 00 44 00 4C 00 54 00 29 00 2F 00 - 3.S.P.D.L.T.) ./.
 0080: 43 00 4E 00 3D 00 52 00 45 00 43 00 49 00 50 00 - C.N.=.R.E.C.I.P.
 0090: 49 00 45 00 4E 00 54 00 53 00 2F 00 43 00 4E 00 - I.E.N.T.S./C.N.
 00a0: 3D 00 4A 00 4F 00 48 00 4E 00 2E 00 44 00 4F 00 - =.J.O.H.N...D.O.
 00b0: 45 00 - E.

0x0070001f PidTagConversationTopic_W PtypBinary 28 Byte(s)
 0000: 53 00 61 00 6D 00 70 00 6C 00 65 00 20 00 4D 00 - S.a.m.p.l.e. .M.
 0010: 65 00 73 00 73 00 61 00 67 00 65 00 - e.s.s.a.g.e.

0x00710102 PidTagConversationIndex PtypBinary 22 Byte(s)
 0000: 01 CA 53 35 2F 90 75 0B 59 C7 AD 04 40 69 8F 29 - ..S5/.u.Y...@i.)
 0010: 73 86 73 6D 29 E1 - s.sm).

0x0075001f PidTagReceivedByAddressType_W PtypBinary 4 Byte(s)
 0000: 45 00 58 00 - E.X.

0x0076001f PidTagReceivedByEmailAddress_W PtypBinary 178 Byte(s)
 0000: 2F 00 4F 00 3D 00 4D 00 49 00 43 00 52 00 4F 00 - /.O.=.M.I.C.R.O.
 0010: 53 00 4F 00 46 00 54 00 2F 00 4F 00 55 00 3D 00 - S.O.F.T./O.U.=.
 0020: 45 00 58 00 43 00 48 00 41 00 4E 00 47 00 45 00 - E.X.C.H.A.N.G.E.
 0030: 20 00 41 00 44 00 4D 00 49 00 4E 00 49 00 53 00 - .A.D.M.I.N.I.S.
 0040: 54 00 52 00 41 00 54 00 49 00 56 00 45 00 20 00 - T.R.A.T.I.V.E. .
 0050: 47 00 52 00 4F 00 55 00 50 00 20 00 28 00 46 00 - G.R.O.U.P. .(.F.
 0060: 59 00 44 00 49 00 42 00 4F 00 48 00 46 00 32 00 - Y.D.I.B.O.H.F.2.
 0070: 33 00 53 00 50 00 44 00 4C 00 54 00 29 00 2F 00 - 3.S.P.D.L.T.) ./.
 0080: 43 00 4E 00 3D 00 52 00 45 00 43 00 49 00 50 00 - C.N.=.R.E.C.I.P.
 0090: 49 00 45 00 4E 00 54 00 53 00 2F 00 43 00 4E 00 - I.E.N.T.S./C.N.


```

00a0: 3D 00 4A 00 4F 00 48 00 4E 00 2E 00 44 00 4F 00 - =.J.O.H.N...D.O.
00b0: 45 00 - E.

0x0077001f PidTagReceivedRepresentingAddressType_W PtypBinary 4 Byte(s)
0000: 45 00 58 00 - E.X.

0x0078001f PidTagReceivedRepresentingEmailAddress_W PtypBinary 178 Byte(s)
0000: 2F 00 4F 00 3D 00 4D 00 49 00 43 00 52 00 4F 00 - /.O.=.M.I.C.R.O.
0010: 53 00 4F 00 46 00 54 00 2F 00 4F 00 55 00 3D 00 - S.O.F.T./.O.U.=.
0020: 45 00 58 00 43 00 48 00 41 00 4E 00 47 00 45 00 - E.X.C.H.A.N.G.E.
0030: 20 00 41 00 44 00 4D 00 49 00 4E 00 49 00 53 00 - .A.D.M.I.N.I.S.
0040: 54 00 52 00 41 00 54 00 49 00 56 00 45 00 20 00 - T.R.A.T.I.V.E. .
0050: 47 00 52 00 4F 00 55 00 50 00 20 00 28 00 46 00 - G.R.O.U.P. .(.F.
0060: 59 00 44 00 49 00 42 00 4F 00 48 00 46 00 32 00 - Y.D.I.B.O.H.F.2.
0070: 33 00 53 00 50 00 44 00 4C 00 54 00 29 00 2F 00 - 3.S.P.D.L.T.)./
0080: 43 00 4E 00 3D 00 52 00 45 00 43 00 49 00 50 00 - C.N.=.R.E.C.I.P.
0090: 49 00 45 00 4E 00 54 00 53 00 2F 00 43 00 4E 00 - I.E.N.T.S./C.N.
00a0: 3D 00 4A 00 4F 00 48 00 4E 00 2E 00 44 00 4F 00 - =.J.O.H.N...D.O.
00b0: 45 00 - E.

0x007f0102 PidTagTnefCorrelationKey PtypBinary 83 Byte(s)
0000: 3C 36 43 35 37 46 41 35 30 30 34 36 37 39 42 34 - <6C57FA5004679B4
0010: 31 38 31 37 46 44 46 39 30 32 45 45 42 42 38 39 - 1817FDF902EEBB89
0020: 36 35 44 37 44 33 33 40 54 4B 35 45 58 31 34 4D - 65D7D33@TK5EX14M
0030: 42 58 43 31 31 31 2E 72 65 64 6D 6F 6E 64 2E 63 - BXC111.redmond.c
0040: 6F 72 70 2E 6D 69 63 72 6F 73 6F 66 74 2E 63 6F - orp.microsoft.co
0050: 6D 3E 00 - m>.

0x0c190102 PidTagSenderEntryId PtypBinary 118 Byte(s)
0000: 00 00 00 00 DC A7 40 C8 C0 42 10 1A B4 B9 08 00 - .....@..B.....
0010: 2B 2F E1 82 01 00 00 00 00 00 00 00 2F 4F 3D 4D - +/...../O=M
0020: 49 43 52 4F 53 4F 46 54 2F 4F 55 3D 45 58 43 48 - ICROSOFT/OU=EXCH
0030: 41 4E 47 45 20 41 44 4D 49 4E 49 53 54 52 41 54 - ANGE ADMINISTRAT
0040: 49 56 45 20 47 52 4F 55 50 20 28 46 59 44 49 42 - IVE GROUP (FYDIB
0050: 4F 48 46 32 33 53 50 44 4C 54 29 2F 43 4E 3D 52 - OHF23SPDLT)/CN=R
0060: 45 43 49 50 49 45 4E 54 53 2F 43 4E 3D 4A 4F 48 - ECIPIENTS/CN=JOH
0070: 4E 2E 44 4F 45 00 - N.DOE.

0x0c1a001f PidTagSenderName_W PtypBinary 58 Byte(s)
0000: 4A 00 6F 00 68 00 6E 00 20 00 44 00 6F 00 65 00 - J.o.h.n. .D.o.e.
0010: 20 00 28 00 6E 00 6F 00 74 00 20 00 61 00 20 00 - .(.n.o.t. .a. .
0020: 72 00 65 00 61 00 6C 00 20 00 61 00 64 00 64 00 - r.e.a.l. .a.d.d.
0030: 72 00 65 00 73 00 73 00 29 00 - r.e.s.s.).

0x0c1d0102 PidTagSenderSearchKey PtypBinary 93 Byte(s)
0000: 45 58 3A 2F 4F 3D 4D 49 43 52 4F 53 4F 46 54 2F - EX:/O=MICROSOFT/
0010: 4F 55 3D 45 58 43 48 41 4E 47 45 20 41 44 4D 49 - OU=EXCHANGE ADMI
0020: 4E 49 53 54 52 41 54 49 56 45 20 47 52 4F 55 50 - NISTRATIVE GROUP
0030: 20 28 46 59 44 49 42 4F 48 46 32 33 53 50 44 4C - (FYDIBOHF23SPDL
0040: 54 29 2F 43 4E 3D 52 45 43 49 50 49 45 4E 54 53 - T)/CN=RECIPIENTS
0050: 2F 43 4E 3D 4A 4F 48 4E 2E 44 4F 45 00 - /CN=JOHN.DOE.

0x0c1e001f PidTagSenderAddressType_W PtypBinary 4 Byte(s)
0000: 45 00 58 00 - E.X.

0x0c1f001f PidTagSenderEmailAddress_W PtypBinary 178 Byte(s)
0000: 2F 00 4F 00 3D 00 4D 00 49 00 43 00 52 00 4F 00 - /.O.=.M.I.C.R.O.
0010: 53 00 4F 00 46 00 54 00 2F 00 4F 00 55 00 3D 00 - S.O.F.T./.O.U.=.
0020: 45 00 58 00 43 00 48 00 41 00 4E 00 47 00 45 00 - E.X.C.H.A.N.G.E.

```

```

0030: 20 00 41 00 44 00 4D 00 49 00 4E 00 49 00 53 00 - .A.D.M.I.N.I.S.
0040: 54 00 52 00 41 00 54 00 49 00 56 00 45 00 20 00 - T.R.A.T.I.V.E. .
0050: 47 00 52 00 4F 00 55 00 50 00 20 00 28 00 46 00 - G.R.O.U.P. .(.F.
0060: 59 00 44 00 49 00 42 00 4F 00 48 00 46 00 32 00 - Y.D.I.B.O.H.F.2.
0070: 33 00 53 00 50 00 44 00 4C 00 54 00 29 00 2F 00 - 3.S.P.D.L.T.)./.
0080: 43 00 4E 00 3D 00 52 00 45 00 43 00 49 00 50 00 - C.N.=.R.E.C.I.P.
0090: 49 00 45 00 4E 00 54 00 53 00 2F 00 43 00 4E 00 - I.E.N.T.S./C.N.
00a0: 3D 00 4A 00 4F 00 48 00 4E 00 2E 00 44 00 4F 00 - =.J.O.H.N...D.O.
00b0: 45 00 - E.

0x0e04001f PidTagDisplayTo_W PtypBinary 58 Byte(s)
0000: 4A 00 6F 00 68 00 6E 00 20 00 44 00 6F 00 65 00 - J.o.h.n. .D.o.e.
0010: 20 00 28 00 6E 00 6F 00 74 00 20 00 61 00 20 00 - .(.n.o.t. .a. .
0020: 72 00 65 00 61 00 6C 00 20 00 61 00 64 00 64 00 - r.e.a.l. .a.d.d.
0030: 72 00 65 00 73 00 73 00 29 00 - r.e.s.s.).

0x0e060040 PidTagMessageDeliveryTime PtypTime 2009/10/22 16:32:05.902
0x0e070003 PidTagMessageFlags PtypInteger32 0x00000021 (33)
0x0e080003 PidTagMessageSize PtypInteger32 0x00002418
(9240)
0x0e230003 PidTagInternetArticleNumber PtypInteger32 0x0000135f
(4959)
0x0e2f0003 *[ptagIMAPId] PtypInteger32 0x0000135f
(4959)
0x0e790003 PidTagTrustSender PtypInteger32 0x00000001 (1)
0x1000001f PidTagBody_W PtypBinary 58 Byte(s)
0000: 54 00 68 00 69 00 73 00 20 00 69 00 73 00 20 00 - T.h.i.s. .i.s. .
0010: 61 00 20 00 73 00 61 00 6D 00 70 00 6C 00 65 00 - a. .s.a.m.p.l.e.
0020: 20 00 6D 00 65 00 73 00 73 00 61 00 67 00 65 00 - .m.e.s.s.a.g.e.
0030: 2E 00 0D 00 0A 00 0D 00 0A 00 - .....

0x10130102 PidTagHtml PtypBinary 1638 Byte(s)
0000: 3C 68 74 6D 6C 20 78 6D 6C 6E 73 3A 76 3D 22 75 - <html xmlns:v="u
0010: 72 6E 3A 73 63 68 65 6D 61 73 2D 6D 69 63 72 6F - rn:schemas-micro
0020: 73 6F 66 74 2D 63 6F 6D 3A 76 6D 6C 22 20 78 6D - soft-com:vml" xm
0030: 6C 6E 73 3A 6F 3D 22 75 72 6E 3A 73 63 68 65 6D - lns:o="urn:schem
0040: 61 73 2D 6D 69 63 72 6F 73 6F 66 74 2D 63 6F 6D - as-microsoft-com
0050: 3A 6F 66 66 69 63 65 3A 6F 66 66 69 63 65 22 20 - :office:office"
0060: 78 6D 6C 6E 73 3A 77 3D 22 75 72 6E 3A 73 63 68 - xmlns:w="urn:sch
0070: 65 6D 61 73 2D 6D 69 63 72 6F 73 6F 66 74 2D 63 - emas-microsoft-c
0080: 6F 6D 3A 6F 66 66 69 63 65 3A 77 6F 72 64 22 20 - om:office:word"
0090: 78 6D 6C 6E 73 3A 6D 3D 22 68 74 74 70 3A 2F 2F - xmlns:m="http://
00a0: 73 63 68 65 6D 61 73 2E 6D 69 63 72 6F 73 6F 66 - schemas.microsof
00b0: 74 2E 63 6F 6D 2F 6F 66 66 69 63 65 2F 32 30 30 - t.com/office/200
00c0: 34 2F 31 32 2F 6F 6D 6D 6C 22 20 78 6D 6C 6E 73 - 4/12/omml" xmlns
00d0: 3D 22 68 74 74 70 3A 2F 2F 77 77 77 2E 77 33 2E - ="http://www.w3.
00e0: 6F 72 67 2F 54 52 2F 52 45 43 2D 68 74 6D 6C 34 - org/TR/REC-html4
00f0: 30 22 3E 0D 0A 0D 0A 3C 68 65 61 64 3E 0D 0A 3C - 0">....<head>...
... (Only 256 of 1638 bytes dumped)

0x1035001f PidTagInternetMessageId_W PtypBinary 164 Byte(s)
0000: 3C 00 36 00 43 00 35 00 37 00 46 00 41 00 35 00 - <.6.C.5.7.F.A.5.
0010: 30 00 30 00 34 00 36 00 37 00 39 00 42 00 34 00 - 0.0.4.6.7.9.B.4.
0020: 31 00 38 00 31 00 37 00 46 00 44 00 46 00 39 00 - 1.8.1.7.F.D.F.9.
0030: 30 00 32 00 45 00 45 00 42 00 42 00 38 00 39 00 - 0.2.E.E.B.B.8.9.
0040: 36 00 35 00 44 00 37 00 44 00 33 00 33 00 40 00 - 6.5.D.7.D.3.3.@.
0050: 54 00 4B 00 35 00 45 00 58 00 31 00 34 00 4D 00 - T.K.5.E.X.1.4.M.
0060: 42 00 58 00 43 00 31 00 31 00 31 00 2E 00 72 00 - B.X.C.1.1.1...r.
0070: 65 00 64 00 6D 00 6F 00 6E 00 64 00 2E 00 63 00 - e.d.m.o.n.d...c.

```

```

0080: 6F 00 72 00 70 00 2E 00 6D 00 69 00 63 00 72 00 - o.r.p...m.i.c.r.
0090: 6F 00 73 00 6F 00 66 00 74 00 2E 00 63 00 6F 00 - o.s.o.f.t...c.o.
00a0: 6D 00 3E 00 - m.>.

0x10800003 PidTagIconIndex PtypInteger32 0xffffffff
(4294967295)
0x30070040 PidTagCreationTime PtypTime 2009/10/22 16:32:05.886
0x30080040 PidTagLastModificationTime PtypTime 2009/10/22 16:38:03.559
0x300b0102 PidTagSearchKey PtypBinary 16 Byte(s)
0000: 2E 5C D2 C6 51 3E 4F 41 80 78 06 4C 55 9D 39 4B - .\..Q>OA.x.LU.9K

0x30100102 PidTagTargetEntryId PtypBinary 70 Byte(s)
0000: 00 00 00 00 9E 5F D9 7C 9F E1 4E 4B BE B2 87 E6 - .....|.NK....
0010: 47 60 74 EC 07 00 40 B3 02 86 AD 76 0A 43 8A 86 - G`t...@....v.C..
0020: B8 3D 48 81 5C DD 00 20 22 81 3D DB 00 00 FE 25 - .=H.\.. ".=....%%
0030: 4C B6 2C B6 BD 48 9B 92 DF 3F 31 6E 58 AD 00 22 - L.,..H...?lnX.."
0040: F9 49 6D D4 00 00 - .Im...

0x30140102 PidTagBody PtypBinary 12 Byte(s)
0000: 05 00 00 00 13 75 8B ED F2 4E 2B 8C - .....u...N+.

0x30150014 PidTagConversationIndexTrackingObsolete
(0) PtypInteger64 0x0000000000000000
0x3016000b PidTagConversationIndexTracking PtypBoolean 0x01 (1)
0x3a40000b PidTagSendRichInfo PtypBoolean 0x01 (1)
0x3fde0003 PidTagInternetCodepage PtypInteger32 0x00004e9f
(20127)
0x3ff10003 PidTagMessageLocaleId PtypInteger32 0x00000409
(1033)
0x3ffa001f PidTagLastModifierName_W PtypBinary 58 Byte(s)
0000: 4A 00 6F 00 68 00 6E 00 20 00 44 00 6F 00 65 00 - J.o.h.n. .D.o.e.
0010: 20 00 28 00 6E 00 6F 00 74 00 20 00 61 00 20 00 - .(.n.o.t. .a. .
0020: 72 00 65 00 61 00 6C 00 20 00 61 00 64 00 64 00 - r.e.a.l. .a.d.d.
0030: 72 00 65 00 73 00 73 00 29 00 - r.e.s.s.).

0x3ffd0003 PidTagMessageCodepage PtypInteger32 0x000004e4
(1252)
0x40190003 PidTagSenderFlags PtypInteger32 0x00000000 (0)
0x401a0003 PidTagSentRepresentingFlags PtypInteger32 0x00000000 (0)
0x401b0003 PidTagReceivedByFlags PtypInteger32 0x00000000 (0)
0x401c0003 PidTagReceivedRepresentingFlags PtypInteger32 0x00000000 (0)
0x59020003 PidTagInternetMailOverrideFormat PtypInteger32 0x00160000
(1441792)
0x59090003 PidTagMessageEditorFormat PtypInteger32 0x00000002 (2)
0x5d01001f PidTagRecipientSenderSMTPAddress_W PtypBinary 44 Byte(s)
0000: 6A 00 6F 00 68 00 6E 00 2E 00 64 00 6F 00 65 00 - j.o.h.n...d.o.e.
0010: 40 00 6D 00 69 00 63 00 72 00 6F 00 73 00 6F 00 - @.m.i.c.r.o.s.o.
0020: 66 00 74 00 2E 00 63 00 6F 00 6D 00 - f.t...c.o.m.

0x5d02001f *[ptagRecipientSentRepresentingSMTPAddress_W] PtypBinary 44 Byte(s)
0000: 6A 00 6F 00 68 00 6E 00 2E 00 64 00 6F 00 65 00 - j.o.h.n...d.o.e.
0010: 40 00 6D 00 69 00 63 00 72 00 6F 00 73 00 6F 00 - @.m.i.c.r.o.s.o.
0020: 66 00 74 00 2E 00 63 00 6F 00 6D 00 - f.t...c.o.m.

0x65e20102 PidTagChangeKey PtypBinary 22 Byte(s)
0000: 6C 57 FA 50 04 67 9B 41 81 7F DF 90 2E EB B8 96 - lW.P.g.A.....
0010: 00 00 00 5D 7D 4C - ...}]L

```

```

0x65e30102 PidTagPredecessorChangeList PtypBinary 23 Byte(s)
0000: 16 6C 57 FA 50 04 67 9B 41 81 7F DF 90 2E EB B8 - .lW.P.g.A.....
0010: 96 00 00 00 5D 7D 4C - ....]}L

0x80100003 <PSETID_Common> PidLidSideEffects PtypInteger32 0x00000000 (0)
0x8016000b <PSETID_Common> PidLidReminderSet PtypBoolean 0x00 (0)
0x801b000b <PSETID_Task> PidLidTaskComplete PtypBoolean 0x00 (0)
0x801d0003 <PSETID_Task> PidLidTaskStatus PtypInteger32 0x00000000 (0)
0x8020000b <PSETID_Common> PidLidPrivate PtypBoolean 0x00 (0)
0x8021000b <PSETID_Common> PidLidAgingDontAgeMe PtypBoolean 0x00 (0)
0x80220003 <PSETID_Common> PidLidReminderDelta PtypInteger32 0x00000000 (0)
0x80230003 <PSETID_Common> PidLidTaskMode PtypInteger32 0x00000000 (0)
0x8024000b <PSETID_Common> PidLidSendRichInfo PtypBoolean 0x00 (0)
0x8027001f acceptlanguage PtypBinary 10 Byte(s)
0000: 65 00 6E 00 2D 00 55 00 53 00 - e.n.-.U.S.

0x8028001f x-ms-exchange-organization-authas PtypBinary 16 Byte(s)
0000: 49 00 6E 00 74 00 65 00 72 00 6E 00 61 00 6C 00 - I.n.t.e.r.n.a.l.

0x8029001f x-ms-exchange-organization-authmechanism PtypBinary 4 Byte(s)
0000: 30 00 34 00 - 0.4.

0x802a001f x-ms-exchange-organization-authsource PtypBinary 82 Byte(s)
0000: 54 00 4B 00 35 00 45 00 58 00 31 00 34 00 4D 00 - T.K.5.E.X.1.4.M.
0010: 4C 00 54 00 43 00 31 00 30 00 32 00 2E 00 72 00 - L.T.C.1.0.2...r.
0020: 65 00 64 00 6D 00 6F 00 6E 00 64 00 2E 00 63 00 - e.d.m.o.n.d...c.
0030: 6F 00 72 00 70 00 2E 00 6D 00 69 00 63 00 72 00 - o.r.p...m.i.c.r.
0040: 6F 00 73 00 6F 00 66 00 74 00 2E 00 63 00 6F 00 - o.s.o.f.t...c.o.
0050: 6D 00 - m.

0x802b0005 <PSETID_Task> PidLidPercentComplete PT_DOUBLE 0
0x802c0003 <PSETID_Task> PidLidTaskActualEffort PtypInteger32 0x00000000 (0)
0x802d0003 <PSETID_Task> PidLidTaskEstimatedEffort PtypInteger32 0x00000000
(0)
0x8035000b <PSETID_Task> PidLidTaskNoCompute PtypBoolean 0x00 (0)
0x8036000b <PSETID_Task> PidLidTaskFFixOffline PtypBoolean 0x00 (0)
0x80370003 <PSETID_Task> PidLidTaskOwnership PtypInteger32 0x00000000 (0)
0x80380003 <PSETID_Task> PidLidTaskAcceptanceState PtypInteger32 0x00000000
(0)
0x803d001f <PSETID_Task> PidLidTaskRole PtypString
0x80450003 <PSETID_Task> PidLidTaskVersion PtypInteger32 0x00000001 (1)
0x80460003 <PSETID_Task> PidLidTaskState PtypInteger32 0x00000001 (1)
0x804a001f <PSETID_Task> PidLidTaskAssigner PtypString
0x804d000b <PSETID_Task> PidLidTeamTask PtypBoolean 0x00 (0)
0x804e0003 <PSETID_Task> PidLidTaskOrdinal PtypInteger32 0x7fffffff
(2147483647)
0x804f000b <PSETID_Task> PidLidTaskFRecurring PtypBoolean 0x00 (0)
0x809c001f ConversationIndexTrackingEx PtypBinary 220 Byte(s)
0000: 42 00 54 00 3D 00 30 00 3B 00 49 00 49 00 3D 00 - B.T.=.0.;.I.I.=.
0010: 30 00 31 00 43 00 41 00 35 00 33 00 33 00 35 00 - 0.1.C.A.5.3.3.5.
0020: 32 00 46 00 39 00 30 00 37 00 35 00 30 00 42 00 - 2.F.9.0.7.5.0.B.
0030: 35 00 39 00 43 00 37 00 41 00 44 00 30 00 34 00 - 5.9.C.7.A.D.0.4.
0040: 34 00 30 00 36 00 39 00 38 00 46 00 32 00 39 00 - 4.0.6.9.8.F.2.9.
0050: 37 00 33 00 38 00 36 00 37 00 33 00 36 00 44 00 - 7.3.8.6.7.3.6.D.
0060: 32 00 39 00 45 00 31 00 3B 00 46 00 49 00 58 00 - 2.9.E.1.;.F.I.X.
0070: 55 00 50 00 3D 00 30 00 2E 00 35 00 31 00 35 00 - U.P.=.0...5.1.5.
0080: 31 00 3B 00 56 00 65 00 72 00 73 00 69 00 6F 00 - 1.;.V.e.r.s.i.o.
0090: 6E 00 3D 00 56 00 65 00 72 00 73 00 69 00 6F 00 - n.=.V.e.r.s.i.o.
00a0: 6E 00 20 00 31 00 34 00 2E 00 30 00 20 00 28 00 - n..1.4...0..(.

```

```

00b0: 42 00 75 00 69 00 6C 00 64 00 20 00 36 00 33 00 - B.u.i.l.d. .6.3.
00c0: 39 00 2E 00 30 00 29 00 2C 00 20 00 53 00 74 00 - 9...0.)... .S.t.
00d0: 61 00 67 00 65 00 3D 00 48 00 34 00 - a.g.e.=.H.4.

```

```

0x809d000b IsSigned PtypBoolean 0x00 (0)
0x809e000b IsReadReceipt PtypBoolean 0x00 (0)

```

Message Recipient Table:

```

Block: IB=9476672 (0x909a40), 1272 (0x4f8) bytes
Block Signature: 0xec < HEAP_SIGNATURE >
Client Signature: 0x7c < bTypeTC >
Fill Level: 0x00 0x00 0x00 0x00
User Root HID: 64 (0x00000040)

```

Table Context (29 Sparse Columns)

Columns:

0x0c150003	PidTagRecipientType	(IB: 24, CB: 4, iBit: 7)
0x0e0f000b	PidTagResponsibility	(IB: 108, CB: 1, iBit: 2)
0x0ff90102	PidTagRecordKey	(IB: 32, CB: 4, iBit: 9)
0x0ffe0003	PidTagObjectType	(IB: 36, CB: 4, iBit: 10)
0x0fff0102	PidTagEntryId	(IB: 16, CB: 4, iBit: 5)
0x3001001f	PidTagDisplayName_W	(IB: 20, CB: 4, iBit: 6)
0x3002001f	PidTagAddressType_W	(IB: 8, CB: 4, iBit: 3)
0x3003001f	PidTagEmailAddress_W	(IB: 12, CB: 4, iBit: 4)
0x300b0102	PidTagSearchKey	(IB: 28, CB: 4, iBit: 8)
0x39000003	PidTagDisplayType	(IB: 40, CB: 4, iBit: 11)
0x39050003	PidTagDisplayTypeEx	(IB: 48, CB: 4, iBit: 14)
0x39fe001f	PidTagPrimarySmtptAddress_W	OR
	PidTagSmtptAddress_W	(IB: 52, CB: 4, iBit: 15)
0x39ff001f	PidTag7BitDisplayName_W	(IB: 44, CB: 4, iBit: 13)
0x3a00001f	PidTagAccount_W	(IB: 56, CB: 4, iBit: 16)
0x3a20001f	PidTagTransmittableDisplayName_W	(IB: 60, CB: 4, iBit: 17)
0x3a40000b	PidTagSendRichInfo	(IB: 109, CB: 1, iBit: 12)
0x5fde0003	PidTagRecipientResourceState	(IB: 64, CB: 4, iBit: 18)
0x5fdf0003	PidTagRecipientOrder	(IB: 68, CB: 4, iBit: 19)
0x5feb0003	PidTagRecipientTrackStatusRecall	(IB: 76, CB: 4, iBit: 21)
0x5fef0003	PidTagRecipientTrackStatusResponse	(IB: 80, CB: 4, iBit: 22)
0x5ff20003	PidTagRecipientTrackStatusRead	(IB: 84, CB: 4, iBit: 23)
0x5ff50003	PidTagRecipientTrackStatusDelivery	(IB: 88, CB: 4, iBit: 24)
0x5ff6001f	PidTagRecipientDisplayName_W	(IB: 92, CB: 4, iBit: 25)
0x5ff70102	PidTagRecipientEntryId	(IB: 96, CB: 4, iBit: 26)
0x5ffd0003	PidTagRecipientFlags	(IB: 100, CB: 4, iBit: 27)
0x5fff0003	PidTagRecipientTrackStatus	(IB: 104, CB: 4, iBit: 28)
0x67f20003	PidTagLtpRowId	(IB: 0, CB: 4, iBit: 0)
0x67f30003	PidTagLtpRowVer	(IB: 4, CB: 4, iBit: 1)

Row Matrix Data (1 Rows) [HID: 0x00000080]

Row 0:

0x0c150003	PidTagRecipientType	0x00000001 (1)
0x0e0f000b	PidTagResponsibility	0x01 (1)
0x0ff90102	PidTagRecordKey	0x8004010f
(ecNotFound)		
0x0fff0102	PidTagEntryId	118 Byte(s)
0000:	00 00 00 00 DC A7 40 C8 C0 42 10 1A B4 B9 08 00	-@..B.....
0010:	2B 2F E1 82 01 00 00 00 00 00 00 00 2F 4F 3D 4D	- +/...../O=M
0020:	49 43 52 4F 53 4F 46 54 2F 4F 55 3D 45 58 43 48	- ICROSOFT/OU=EXCH

```

0030: 41 4E 47 45 20 41 44 4D 49 4E 49 53 54 52 41 54 - ANGE ADMINISTRAT
0040: 49 56 45 20 47 52 4F 55 50 20 28 46 59 44 49 42 - IVE GROUP (FYDIB
0050: 4F 48 46 32 33 53 50 44 4C 54 29 2F 43 4E 3D 52 - OHF23SPDLT)/CN=R
0060: 45 43 49 50 49 45 4E 54 53 2F 43 4E 3D 4A 4F 48 - ECIPIENTS/CN=JOH
0070: 4E 2E 44 4F 45 00 - N.DOE.

0x3001001f PidTagDisplayName_W 58 Byte(s)
0000: 4A 00 6F 00 68 00 6E 00 20 00 44 00 6F 00 65 00 - J.o.h.n. .D.o.e.
0010: 20 00 28 00 6E 00 6F 00 74 00 20 00 61 00 20 00 - .(n.o.t. .a. .
0020: 72 00 65 00 61 00 6C 00 20 00 61 00 64 00 64 00 - r.e.a.l. .a.d.d.
0030: 72 00 65 00 73 00 73 00 29 00 - r.e.s.s.).

0x3002001f PidTagAddressType_W 4 Byte(s)
0000: 45 00 58 00 - E.X.

0x3003001f PidTagEmailAddress_W 178 Byte(s)
0000: 2F 00 4F 00 3D 00 4D 00 49 00 43 00 52 00 4F 00 - /.O.=.M.I.C.R.O.
0010: 53 00 4F 00 46 00 54 00 2F 00 4F 00 55 00 3D 00 - S.O.F.T./O.U.=.
0020: 45 00 58 00 43 00 48 00 41 00 4E 00 47 00 45 00 - E.X.C.H.A.N.G.E.
0030: 20 00 41 00 44 00 4D 00 49 00 4E 00 49 00 53 00 - .A.D.M.I.N.I.S.
0040: 54 00 52 00 41 00 54 00 49 00 56 00 45 00 20 00 - T.R.A.T.I.V.E. .
0050: 47 00 52 00 4F 00 55 00 50 00 20 00 28 00 46 00 - G.R.O.U.P. .(F.
0060: 59 00 44 00 49 00 42 00 4F 00 48 00 46 00 32 00 - Y.D.I.B.O.H.F.2.
0070: 33 00 53 00 50 00 44 00 4C 00 54 00 29 00 2F 00 - 3.S.P.D.L.T.)/.
0080: 43 00 4E 00 3D 00 52 00 45 00 43 00 49 00 50 00 - C.N.=.R.E.C.I.P.
0090: 49 00 45 00 4E 00 54 00 53 00 2F 00 43 00 4E 00 - I.E.N.T.S./C.N.
00a0: 3D 00 4A 00 4F 00 48 00 4E 00 2E 00 44 00 4F 00 - =.J.O.H.N...D.O.
00b0: 45 00 - E.

0x300b0102 PidTagSearchKey 93 Byte(s)
0000: 45 58 3A 2F 4F 3D 4D 49 43 52 4F 53 4F 46 54 2F - EX:/O=MICROSOFT/
0010: 4F 55 3D 45 58 43 48 41 4E 47 45 20 41 44 4D 49 - OU=EXCHANGE ADMI
0020: 4E 49 53 54 52 41 54 49 56 45 20 47 52 4F 55 50 - NISTRATIVE GROUP
0030: 20 28 46 59 44 49 42 4F 48 46 32 33 53 50 44 4C - (FYDIBOHF23SPDL
0040: 54 29 2F 43 4E 3D 52 45 43 49 50 49 45 4E 54 53 - T)/CN=RECIPIENTS
0050: 2F 43 4E 3D 4A 4F 48 4E 2E 44 4F 45 00 - /CN=JOHN.DOE.

0x39000003 PidTagDisplayType 0x00000000 (0)
0x39fe001f PidTagSmtptAddress_W 44 Byte(s)
0000: 6A 00 6F 00 68 00 6E 00 2E 00 64 00 6F 00 65 00 - j.o.h.n...d.o.e.
0010: 40 00 6D 00 69 00 63 00 72 00 6F 00 73 00 6F 00 - @.m.i.c.r.o.s.o.
0020: 66 00 74 00 2E 00 63 00 6F 00 6D 00 - f.t...c.o.m.

0x3a20001f PidTagTransmittableDisplayName_W 58 Byte(s)
0000: 4A 00 6F 00 68 00 6E 00 20 00 44 00 6F 00 65 00 - J.o.h.n. .D.o.e.
0010: 20 00 28 00 6E 00 6F 00 74 00 20 00 61 00 20 00 - .(n.o.t. .a. .
0020: 72 00 65 00 61 00 6C 00 20 00 61 00 64 00 64 00 - r.e.a.l. .a.d.d.
0030: 72 00 65 00 73 00 73 00 29 00 - r.e.s.s.).

0x3a40000b PidTagSendRichInfo 0x01 (1)
0x5fde0003 PidTagRecipientResourceState 0x00000000 (0)
0x5fdf0003 PidTagRecipientOrder 0x00000000 (0)
0x5feb0003 PidTagRecipientTrackStatusRecall 0x00000000 (0)
0x5fef0003 PidTagRecipientTrackStatusResponse 0x00000000 (0)
0x5fff20003 PidTagRecipientTrackStatusRead 0x00000000 (0)
0x5ffd0003 PidTagRecipientFlags 0x00000001 (1)
0x5fff0003 PidTagRecipientTrackStatus 0x00000000 (0)
0x67f20003 PidTagLtpRowId 0x00000063 (99)
0x67f30003 PidTagLtpRowVer 0x00000065 (101)

```

RowIndex [HID: 0x00000020]

Property Context (1 Items)

0x00000063, 0

Message Attachment Table:

<No Attachments>

4 Security Considerations

4.1 Strength of Encoded PST Data Blocks

This file format specification uses two keyless cipher algorithms to encode the data blocks in the PST. These algorithms only provide data obfuscation and can be conveniently decoded once the exact encoding algorithm is understood.

Moreover, only end-user data blocks are encoded in the PST. All the other infrastructure information, including the header, allocation metadata pages and BTree pages are stored without obfuscation.

In summary, the strength of the encoded PST data blocks provides no additional security beyond data obfuscation.

4.2 Strength of PST Password

The PST Password, which is stored as a property value in the message store, is a superficial mechanism that requires the client implementation to enforce the stored password. Because the password itself is not used as a key to the encoding and decoding cipher algorithms, it does not provide any security benefit to preventing the PST data to be read by unauthorized parties.

Moreover, the password is stored as a CRC-32 hash of the original password string, which is prone to collisions and is relatively weak against a brute-force approach.

5 Appendix A: PST Data Algorithms

This section contains source code listings for the various algorithms that have been referenced in this document. While every effort has been made to ensure the correctness of the source code, please note that the source code is presented here as a reference, and is not intended for direct adoption for production use. All source code in the following sections is in C++.

5.1 Permutative Encoding

The following algorithm is used for NDB_CRYPT_PERMUTE. While pv and cb represent the buffer and size for the data to encode/decode, the value for fEncrypt specifies whether the input data is encoded (TRUE) or decoded (FALSE). Note that the data is encoded or decoded in place.

```
byte mpbbCrypt[] =
{
    65, 54, 19, 98, 168, 33, 110, 187,
    244, 22, 204, 4, 127, 100, 232, 93,
    30, 242, 203, 42, 116, 197, 94, 53,
    210, 149, 71, 158, 150, 45, 154, 136,
    76, 125, 132, 63, 219, 172, 49, 182,
    72, 95, 246, 196, 216, 57, 139, 231,
    35, 59, 56, 142, 200, 193, 223, 37,
    177, 32, 165, 70, 96, 78, 156, 251,
    170, 211, 86, 81, 69, 124, 85, 0,
    7, 201, 43, 157, 133, 155, 9, 160,
    143, 173, 179, 15, 99, 171, 137, 75,
    215, 167, 21, 90, 113, 102, 66, 191,
    38, 74, 107, 152, 250, 234, 119, 83,
    178, 112, 5, 44, 253, 89, 58, 134,
    126, 206, 6, 235, 130, 120, 87, 199,
    141, 67, 175, 180, 28, 212, 91, 205,
    226, 233, 39, 79, 195, 8, 114, 128,
    207, 176, 239, 245, 40, 109, 190, 48,
    77, 52, 146, 213, 14, 60, 34, 50,
    229, 228, 249, 159, 194, 209, 10, 129,
    18, 225, 238, 145, 131, 118, 227, 151,
    230, 97, 138, 23, 121, 164, 183, 220,
    144, 122, 92, 140, 2, 166, 202, 105,
    222, 80, 26, 17, 147, 185, 82, 135,
    88, 252, 237, 29, 55, 73, 27, 106,
    224, 41, 51, 153, 189, 108, 217, 148,
    243, 64, 84, 111, 240, 198, 115, 184,
    214, 62, 101, 24, 68, 31, 221, 103,
    16, 241, 12, 25, 236, 174, 3, 161,
    20, 123, 169, 11, 255, 248, 163, 192,
    162, 1, 247, 46, 188, 36, 104, 117,
    13, 254, 186, 47, 181, 208, 218, 61,
    20, 83, 15, 86, 179, 200, 122, 156,
    235, 101, 72, 23, 22, 21, 159, 2,
    204, 84, 124, 131, 0, 13, 12, 11,
    162, 98, 168, 118, 219, 217, 237, 199,
    197, 164, 220, 172, 133, 116, 214, 208,
    167, 155, 174, 154, 150, 113, 102, 195,
    99, 153, 184, 221, 115, 146, 142, 132,
    125, 165, 94, 209, 93, 147, 177, 87,
    81, 80, 128, 137, 82, 148, 79, 78,
```

```

    10, 107, 188, 141, 127, 110, 71, 70,
    65, 64, 68, 1, 17, 203, 3, 63,
    247, 244, 225, 169, 143, 60, 58, 249,
    251, 240, 25, 48, 130, 9, 46, 201,
    157, 160, 134, 73, 238, 111, 77, 109,
    196, 45, 129, 52, 37, 135, 27, 136,
    170, 252, 6, 161, 18, 56, 253, 76,
    66, 114, 100, 19, 55, 36, 106, 117,
    119, 67, 255, 230, 180, 75, 54, 92,
    228, 216, 53, 61, 69, 185, 44, 236,
    183, 49, 43, 41, 7, 104, 163, 14,
    105, 123, 24, 158, 33, 57, 190, 40,
    26, 91, 120, 245, 35, 202, 42, 176,
    175, 62, 254, 4, 140, 231, 229, 152,
    50, 149, 211, 246, 74, 232, 166, 234,
    233, 243, 213, 47, 112, 32, 242, 31,
    5, 103, 173, 85, 16, 206, 205, 227,
    39, 59, 218, 186, 215, 194, 38, 212,
    145, 29, 210, 28, 34, 51, 248, 250,
    241, 90, 239, 207, 144, 182, 139, 181,
    189, 192, 191, 8, 151, 30, 108, 226,
    97, 224, 198, 193, 89, 171, 187, 88,
    222, 95, 223, 96, 121, 126, 178, 138,
    71, 241, 180, 230, 11, 106, 114, 72,
    133, 78, 158, 235, 226, 248, 148, 83,
    224, 187, 160, 2, 232, 90, 9, 171,
    219, 227, 186, 198, 124, 195, 16, 221,
    57, 5, 150, 48, 245, 55, 96, 130,
    140, 201, 19, 74, 107, 29, 243, 251,
    143, 38, 151, 202, 145, 23, 1, 196,
    50, 45, 110, 49, 149, 255, 217, 35,
    209, 0, 94, 121, 220, 68, 59, 26,
    40, 197, 97, 87, 32, 144, 61, 131,
    185, 67, 190, 103, 210, 70, 66, 118,
    192, 109, 91, 126, 178, 15, 22, 41,
    60, 169, 3, 84, 13, 218, 93, 223,
    246, 183, 199, 98, 205, 141, 6, 211,
    105, 92, 134, 214, 20, 247, 165, 102,
    117, 172, 177, 233, 69, 33, 112, 12,
    135, 159, 116, 164, 34, 76, 111, 191,
    31, 86, 170, 46, 179, 120, 51, 80,
    176, 163, 146, 188, 207, 25, 28, 167,
    99, 203, 30, 77, 62, 75, 27, 155,
    79, 231, 240, 238, 173, 58, 181, 89,
    4, 234, 64, 85, 37, 81, 229, 122,
    137, 56, 104, 82, 123, 252, 39, 174,
    215, 189, 250, 7, 244, 204, 142, 95,
    239, 53, 156, 132, 43, 21, 213, 119,
    52, 73, 182, 18, 10, 127, 113, 136,
    253, 157, 24, 65, 125, 147, 216, 88,
    44, 206, 254, 36, 175, 222, 184, 54,
    200, 161, 128, 166, 153, 152, 168, 47,
    14, 129, 101, 115, 228, 194, 162, 138,
    212, 225, 17, 208, 8, 139, 42, 242,
    237, 154, 100, 63, 193, 108, 249, 236
};

#define mpbbR    (mpbbCrypt)
#define mpbbS    (mpbbCrypt + 256)

```

```

#define mpbbI    (mpbbCrypt + 512)

void CryptPermute(PVOID pv, int cb, BOOL fEncrypt)
{
    byte *        pb        = (byte *)pv;
    byte *        pbTable    = fEncrypt ? mpbbR : mpbbI;
    const DWORD * pdw        = (const DWORD *) pv;
    DWORD          dwCurr;
    byte           b;

    if (cb >= sizeof(DWORD))
    {
        while (0 != (((DWORD_PTR) pb) % sizeof(DWORD)))
        {
            *pb = pbTable[*pb];
            pb++;
            cb--;
        }

        pdw = (const DWORD *) pb;
        for (; cb >= 4; cb -= 4)
        {
            dwCurr = *pdw;

            b = (byte) (dwCurr & 0xFF);
            *pb = pbTable[b];
            pb++;

            dwCurr = dwCurr >> 8;
            b = (byte) (dwCurr & 0xFF);
            *pb = pbTable[b];
            pb++;

            dwCurr = dwCurr >> 8;
            b = (byte) (dwCurr & 0xFF);
            *pb = pbTable[b];
            pb++;

            dwCurr = dwCurr >> 8;
            b = (byte) (dwCurr & 0xFF);
            *pb = pbTable[b];
            pb++;

            pdw++;
        }

        pb = (byte *) pdw;
    }

    for (; --cb >= 0; ++pb)
        *pb = pbTable[*pb];
}

```

5.2 Cyclic Encoding

The following algorithm is used for NDB_CRYPT_CYCLIC. Note that this is a symmetric cipher that is used to both encode and decode. While pv and cb represent the buffer and size for the data to encode or decode, the value to use for **dwKey** is the lower DWORD of the BID associated with this data block. Note that the data is encoded or decoded in place

```
void CryptCyclic(PVOID pv, int cb, DWORD dwKey)
{
    byte * pb = (byte *)pv;
    byte b;
    WORD w;

    w = (WORD) (dwKey ^ (dwKey >> 16));

    while (--cb >= 0) {
        b = *pb;
        b = (byte) (b + (byte)w);
        b = mpbbR[b];
        b = (byte) (b + (byte) (w >> 8));
        b = mpbbS[b];
        b = (byte) (b - (byte) (w >> 8));
        b = mpbbI[b];
        b = (byte) (b - (byte)w);
        *pb++ = b;

        w = (WORD) (w + 1);
    }
}
```

5.3 CRC Calculation

The following is the algorithm used to calculate the all the CRCs mentioned in this document. **dwCRC** is an optional seed value to be used to initialize the CRC calculation, which **MUST** be zero in the context of this document. The arguments pv and **cbLength** represent the data for which the CRC is to be calculated. This function returns the calculated CRC of the input arguments.

```
const DWORD CrcTableOffset32[256] =
{
    0x00000000, 0x77073096, 0xEE0E612C, 0x990951BA, 0x076DC419, 0x706AF48F, 0xE963A535,
    0x9E6495A3,
    0x0EDB8832, 0x79DCB8A4, 0xE0D5E91E, 0x97D2D988, 0x09B64C2B, 0x7EB17CBD, 0xE7B82D07,
    0x90BF1D91,
    0x1DB71064, 0x6AB020F2, 0xF3B97148, 0x84BE41DE, 0x1ADAD47D, 0x6DDDE4EB, 0xF4D4B551,
    0x83D385C7,
    0x136C9856, 0x646BA8C0, 0xFD62F97A, 0x8A65C9EC, 0x14015C4F, 0x63066CD9, 0xFA0F3D63,
    0x8D080DF5,
    0x3B6E20C8, 0x4C69105E, 0xD56041E4, 0xA2677172, 0x3C03E4D1, 0x4B04D447, 0xD20D85FD,
    0xA50AB56B,
    0x35B5A8FA, 0x42B2986C, 0xDBBBC9D6, 0xACBCF940, 0x32D86CE3, 0x45DF5C75, 0xDCD60DCF,
    0xABD13D59,
    0x26D930AC, 0x51DE003A, 0xC8D75180, 0xBF061116, 0x21B4F4B5, 0x56B3C423, 0xCFBA9599,
    0xB8BDA50F,
    0x2802B89E, 0x5F058808, 0xC60CD9B2, 0xB10BE924, 0x2F6F7C87, 0x58684C11, 0xC1611DAB,
    0xB6662D3D,
    0x76DC4190, 0x01DB7106, 0x98D220BC, 0xEF5102A, 0x71B18589, 0x06B6B51F, 0x9FBFE4A5,
    0xE8B8D433,
```

```

0x7807C9A2, 0x0F00F934, 0x9609A88E, 0xE10E9818, 0x7F6A0DBB, 0x086D3D2D, 0x91646C97,
0xE6635C01,
0x6B6B51F4, 0x1C6C6162, 0x856530D8, 0xF262004E, 0x6C0695ED, 0x1B01A57B, 0x8208F4C1,
0xF50FC457,
0x65B0D9C6, 0x12B7E950, 0x8BBEB8EA, 0xFCB9887C, 0x62DD1DDF, 0x15DA2D49, 0x8CD37CF3,
0xFBD44C65,
0x4DB26158, 0x3AB551CE, 0xA3BC0074, 0xD4BB30E2, 0x4ADFA541, 0x3DD895D7, 0xA4D1C46D,
0xD3D6F4FB,
0x4369E96A, 0x346ED9FC, 0xAD678846, 0xDA60B8D0, 0x44042D73, 0x33031DE5, 0xAA0A4C5F,
0xDD0D7CC9,
0x5005713C, 0x270241AA, 0xBE0B1010, 0xC90C2086, 0x5768B525, 0x206F85B3, 0xB966D409,
0xCE61E49F,
0x5EDEF90E, 0x29D9C998, 0xB0D09822, 0xC7D7A8B4, 0x59B33D17, 0x2EB40D81, 0xB7BD5C3B,
0xC0BA6CAD,
0xEDB88320, 0x9ABFB3B6, 0x03B6E20C, 0x74B1D29A, 0xEAD54739, 0x9DD277AF, 0x04DB2615,
0x73DC1683,
0xE3630B12, 0x94643B84, 0x0D6D6A3E, 0x7A6A5AA8, 0xE40ECF0B, 0x9309FF9D, 0x0A00AE27,
0x7D079EB1,
0xF00F9344, 0x8708A3D2, 0x1E01F268, 0x6906C2FE, 0xF762575D, 0x806567CB, 0x196C3671,
0x6E6B06E7,
0xFED41B76, 0x89D32BE0, 0x10DA7A5A, 0x67DD4ACC, 0xF9B9DF6F, 0x8EBEEFF9, 0x17B7BE43,
0x60B08ED5,
0xD6D6A3E8, 0xA1D1937E, 0x38D8C2C4, 0x4FDDF252, 0xD1BB67F1, 0xA6BC5767, 0x3FB506DD,
0x48B2364B,
0xD80D2BDA, 0xAF0A1B4C, 0x36034AF6, 0x41047A60, 0xDF60EFC3, 0xA867DF55, 0x316E8EEF,
0x4669BE79,
0xCB61B38C, 0xBC66831A, 0x256FD2A0, 0x5268E236, 0xCC0C7795, 0xBB0B4703, 0x220216B9,
0x5505262F,
0xC5BA3BBE, 0xB2BD0B28, 0x2BB45A92, 0x5CB36A04, 0xC2D7FFA7, 0xB5D0CF31, 0x2CD99E8B,
0x5BDEAE1D,
0x9B64C2B0, 0xEC63F226, 0x756AA39C, 0x026D930A, 0x9C0906A9, 0xEB0E363F, 0x72076785,
0x05005713,
0x95BF4A82, 0xE2B87A14, 0x7BB12BAE, 0x0CB61B38, 0x92D28E9B, 0xE5D5BE0D, 0x7DCDCEFB7,
0x0BDBDF21,
0x86D3D2D4, 0xF1D4E242, 0x68DDB3F8, 0x1FDA836E, 0x81BE16CD, 0xF6B9265B, 0x6FB077E1,
0x18B74777,
0x88085AE6, 0xFF0F6A70, 0x66063BCA, 0x11010B5C, 0x8F659EFF, 0xF862AE69, 0x616BFFD3,
0x166CCF45,
0xA00AE278, 0xD70DD2EE, 0x4E048354, 0x3903B3C2, 0xA7672661, 0xD06016F7, 0x4969474D,
0x3E6E77DB,
0xAED16A4A, 0xD9D65ADC, 0x40DF0B66, 0x37D83BF0, 0xA9BCAE53, 0xDEBB9EC5, 0x47B2CF7F,
0x30B5FFE9,
0xBDBDF21C, 0xCABAC28A, 0x53B39330, 0x24B4A3A6, 0xBAD03605, 0xCDD70693, 0x54DE5729,
0x23D967BF,
0xB3667A2E, 0xC4614AB8, 0x5D681B02, 0x2A6F2B94, 0xB40BBE37, 0xC30C8EA1, 0x5A05DF1B,
0x2D02EF8D
};

const DWORD CrcTableOffset40[256] =
{
0x00000000, 0x191B3141, 0x32366282, 0x2B2D53C3, 0x646CC504, 0x7D77F445, 0x565AA786,
0x4F4196C7,
0xC8D98A08, 0xD1C2BB49, 0xFAEFE88A, 0xE3F4D9CB, 0xACB54F0C, 0xB5AE7E4D, 0x9E832D8E,
0x87981CCF,
0x4AC21251, 0x53D92310, 0x78F470D3, 0x61EF4192, 0x2EAE755, 0x37B5E614, 0x1C98B5D7,
0x05838496,
0x821B9859, 0x9B00A918, 0xB02DFADB, 0xA936CB9A, 0xE6775D5D, 0xFF6C6C1C, 0xD4413FDF,
0xCD5A0E9E,
0x958424A2, 0x8C9F15E3, 0xA7B24620, 0xBEA97761, 0xF1E8E1A6, 0xE8F3D0E7, 0xC3DE8324,
0xDAC5B265,
0x5D5DAEAA, 0x44469FEB, 0x6F6BCC28, 0x7670FD69, 0x39316BAE, 0x202A5AEF, 0x0B07092C,
0x121C386D,

```

```

0xDF4636F3, 0xC65D07B2, 0xED705471, 0xF46B6530, 0xBB2AF3F7, 0xA231C2B6, 0x891C9175,
0x9007A034,
0x179FBCFB, 0x0E848DBA, 0x25A9DE79, 0x3CB2EF38, 0x73F379FF, 0x6AE848BE, 0x41C51B7D,
0x58DE2A3C,
0xF0794F05, 0xE9627E44, 0xC24F2D87, 0xDB541CC6, 0x94158A01, 0x8D0EBB40, 0xA623E883,
0xBF38D9C2,
0x38A0C50D, 0x21BBF44C, 0x0A96A78F, 0x138D96CE, 0x5CCC0009, 0x45D73148, 0x6EFA628B,
0x77E153CA,
0xBABB5D54, 0xA3A06C15, 0x888D3FD6, 0x91960E97, 0xDE79850, 0xC7CCA911, 0xECE1FAD2,
0xF5FACB93,
0x7262D75C, 0x6B79E61D, 0x4054B5DE, 0x594F849F, 0x160E1258, 0x0F152319, 0x243870DA,
0x3D23419B,
0x65FD6BA7, 0x7CE65AE6, 0x57CB0925, 0x4ED03864, 0x0191AEA3, 0x188A9FE2, 0x33A7CC21,
0x2ABCDF60,
0xAD24E1AF, 0xB43FD0EE, 0x9F12832D, 0x8609B26C, 0xC94824AB, 0xD05315EA, 0xFB7E4629,
0xE2657768,
0x2F3F79F6, 0x362448B7, 0x1D091B74, 0x04122A35, 0x4B53BCF2, 0x52488DB3, 0x7965DE70,
0x607EEF31,
0xE7E6F3FE, 0xFEEDC2BF, 0xD5D0917C, 0xCCCBA03D, 0x838A36FA, 0x9A9107BB, 0xB1BC5478,
0xA8A76539,
0x3B83984B, 0x2298A90A, 0x09B5FAC9, 0x10AECB88, 0x5FEF5D4F, 0x46F46C0E, 0x6DD93FCD,
0x74C20E8C,
0xF35A1243, 0xEA412302, 0xC16C70C1, 0xD8774180, 0x9736D747, 0x8E2DE606, 0xA500B5C5,
0xBC1B8484,
0x71418A1A, 0x685ABB5B, 0x4377E898, 0x5A6CD9D9, 0x152D4F1E, 0x0C367E5F, 0x271B2D9C,
0x3E001CDD,
0xB9980012, 0xA0833153, 0x8BAE6290, 0x92B553D1, 0xDDF4C516, 0xC4EFF457, 0xEFC2A794,
0xF6D996D5,
0xAE07BCE9, 0xB71C8DA8, 0x9C31DE6B, 0x852AEF2A, 0xCA6B79ED, 0xD37048AC, 0xF85D1B6F,
0xE1462A2E,
0x66DE36E1, 0x7FC507A0, 0x54E85463, 0x4DF36522, 0x02B2F3E5, 0x1BA9C2A4, 0x30849167,
0x299FA026,
0xE4C5AEB8, 0xFDDE9FF9, 0xD6F3CC3A, 0xCFE8FD7B, 0x80A96BBC, 0x99B25AFD, 0xB29F093E,
0xAB84387F,
0x2C1C24B0, 0x350715F1, 0x1E2A4632, 0x07317773, 0x4870E1B4, 0x516BD0F5, 0x7A468336,
0x635DB277,
0xCBFA74E, 0xD2E1E60F, 0xF9CCB5CC, 0xE0D7848D, 0xAF96124A, 0xB68D230B, 0x9DA070C8,
0x84BB4189,
0x03235D46, 0x1A386C07, 0x31153FC4, 0x280E0E85, 0x674F9842, 0x7E54A903, 0x5579FAC0,
0x4C62CB81,
0x8138C51F, 0x9823F45E, 0xB30EA79D, 0xAA1596DC, 0xE554001B, 0xFC4F315A, 0xD7626299,
0xCE7953D8,
0x49E14F17, 0x50FA7E56, 0x7BD72D95, 0x62CC1CD4, 0x2D8D8A13, 0x3496BB52, 0x1FBBE891,
0x06A0D9D0,
0x5E7EF3EC, 0x4765C2AD, 0x6C48916E, 0x7553A02F, 0x3A1236E8, 0x230907A9, 0x0824546A,
0x113F652B,
0x96A779E4, 0x8FBC48A5, 0xA4911B66, 0xBD8A2A27, 0xF2CBBCE0, 0xEBD08DA1, 0xC0FDDE62,
0xD9E6EF23,
0x14BCE1BD, 0x0DA7D0FC, 0x268A833F, 0x3F91B27E, 0x70D024B9, 0x69CB15F8, 0x42E6463B,
0x5BFD777A,
0xDC656BB5, 0xC57E5AF4, 0xEE530937, 0xF7483876, 0xB809AEB1, 0xA1129FF0, 0x8A3FCC33,
0x9324FD72
};

```

```

const DWORD CrcTableOffset48[256] =
{
0x00000000, 0x01C26A37, 0x0384D46E, 0x0246BE59, 0x0709A8DC, 0x06CBC2EB, 0x048D7CB2,
0x054F1685,
0x0E1351B8, 0x0FD13B8F, 0x0D9785D6, 0x0C55EFE1, 0x091AF964, 0x08D89353, 0x0A9E2D0A,
0x0B5C473D,
0x1C26A370, 0x1DE4C947, 0x1FA2771E, 0x1E601D29, 0x1B2F0BAC, 0x1AED619B, 0x18ABDFC2,
0x1969B5F5,

```

```

0x1235F2C8, 0x13F798FF, 0x11B126A6, 0x10734C91, 0x153C5A14, 0x14FE3023, 0x16B88E7A,
0x177AE44D,
0x384D46E0, 0x398F2CD7, 0x3BC9928E, 0x3A0BF8B9, 0x3F44EE3C, 0x3E86840B, 0x3CC03A52,
0x3D025065,
0x365E1758, 0x379C7D6F, 0x35DAC336, 0x3418A901, 0x3157BF84, 0x3095D5B3, 0x32D36BEA,
0x331101DD,
0x246BE590, 0x25A98FA7, 0x27EF31FE, 0x262D5BC9, 0x23624D4C, 0x22A0277B, 0x20E69922,
0x2124F315,
0x2A78B428, 0x2BBAD1F, 0x29FC6046, 0x283E0A71, 0x2D711CF4, 0x2CB376C3, 0x2EF5C89A,
0x2F37A2AD,
0x709A8DC0, 0x7158E7F7, 0x731E59AE, 0x72DC3399, 0x7793251C, 0x76514F2B, 0x7417F172,
0x75D59B45,
0x7E89DC78, 0x7F4BB64F, 0x7D0D0816, 0x7CCF6221, 0x798074A4, 0x78421E93, 0x7A04A0CA,
0x7BC6CAFD,
0x6CBC2EB0, 0x6D7E4487, 0x6F38FADE, 0x6EFA90E9, 0x6BB5866C, 0x6A77EC5B, 0x68315202,
0x69F33835,
0x62AF7F08, 0x636D153F, 0x612BAB66, 0x60E9C151, 0x65A6D7D4, 0x6464BDE3, 0x662203BA,
0x67E0698D,
0x48D7CB20, 0x4915A117, 0x4B531F4E, 0x4A917579, 0x4FDE63FC, 0x4E1C09CB, 0x4C5AB792,
0x4D98DDA5,
0x46C49A98, 0x4706F0AF, 0x45404EF6, 0x448224C1, 0x41CD3244, 0x400F5873, 0x4249E62A,
0x438B8C1D,
0x54F16850, 0x55330267, 0x5775BC3E, 0x56B7D609, 0x53F8C08C, 0x523AAABB, 0x507C14E2,
0x51BE7ED5,
0x5AE239E8, 0x5B2053DF, 0x5966ED86, 0x58A487B1, 0x5DEB9134, 0x5C29FB03, 0x5E6F455A,
0x5FAD2F6D,
0xE1351B80, 0xE0F771B7, 0xE2B1CFEE, 0xE373A5D9, 0xE63CB35C, 0xE7FED96B, 0xE5B86732,
0xE47A0D05,
0xEF264A38, 0xEE4200F, 0xECA29E56, 0xED60F461, 0xE82FE2E4, 0xE9ED88D3, 0xEBAB368A,
0xEA695CBD,
0xFD13B8F0, 0xFCD1D2C7, 0xFE976C9E, 0xFF5506A9, 0xFA1A102C, 0xFBD87A1B, 0xF99EC442,
0xF85CAE75,
0xF300E948, 0xF2C2837F, 0xF0843D26, 0xF1465711, 0xF4094194, 0xF5CB2BA3, 0xF78D95FA,
0xF64FFFCF,
0xD9785D60, 0xD8BA3757, 0xDAFC890E, 0xDB3EE339, 0xDE71F5BC, 0xDFB39F8B, 0xDDF521D2,
0xDC374BE5,
0xD76B0CD8, 0xD6A966EF, 0xD4EFD8B6, 0xD52DB281, 0xD062A404, 0xD1A0CE33, 0xD3E6706A,
0xD2241A5D,
0xC55EFE10, 0xC49C9427, 0xC6DA2A7E, 0xC7184049, 0xC25756CC, 0xC3953CFB, 0xC1D382A2,
0xC011E895,
0xCB4DAFA8, 0xCA8FC59F, 0xC8C97BC6, 0xC90B11F1, 0xCC440774, 0xCD866D43, 0xCFC0D31A,
0xCE02B92D,
0x91AF9640, 0x906DFC77, 0x922B422E, 0x93E92819, 0x96A63E9C, 0x976454AB, 0x9522EAF2,
0x94E080C5,
0x9FBCC7F8, 0x9E7EADCF, 0x9C381396, 0x9DFA79A1, 0x98B56F24, 0x99770513, 0x9B31BB4A,
0x9AF3D17D,
0x8D893530, 0x8C4B5F07, 0x8E0DE15E, 0x8FCF8B69, 0x8A809DEC, 0x8B42F7DB, 0x89044982,
0x88C623B5,
0x839A6488, 0x82580EBF, 0x801EB0E6, 0x81DCDAD1, 0x8493CC54, 0x8551A663, 0x8717183A,
0x86D5720D,
0xA9E2D0A0, 0xA820BA97, 0xAA6604CE, 0xAB446EF9, 0xAE787C, 0xAF29124B, 0xAD6FAC12,
0xACADC625,
0xA7F18118, 0xA633EB2F, 0xA4755576, 0xA5B73F41, 0xA0F829C4, 0xA13A43F3, 0xA37CFDAA,
0xA2BE979D,
0xB5C473D0, 0xB40619E7, 0xB640A7BE, 0xB782CD89, 0xB2CDD80C, 0xB30FB13B, 0xB1490F62,
0xB08B6555,
0xBBD72268, 0xBA15485F, 0xB853F606, 0xB9919C31, 0xBCDE8AB4, 0xBD1CE083, 0xBF5A5EDA,
0xBE9834ED
};

```

```

const DWORD CrcTableOffset56[256] =
{

```

0x00000000, 0xB8BC6765, 0xAA09C88B, 0x12B5AFEE, 0x8F629757, 0x37DEF032, 0x256B5FDC,
0x9DD738B9,
0xC5B428EF, 0x7D084F8A, 0x6FBDE064, 0xD7018701, 0x4AD6BFB8, 0xF26AD8DD, 0xE0DF7733,
0x58631056,
0x5019579F, 0xE8A530FA, 0xFA109F14, 0x42ACF871, 0xDF7BC0C8, 0x67C7A7AD, 0x75720843,
0xCDCE6F26,
0x95AD7F70, 0x2D111815, 0x3FA4B7FB, 0x8718D09E, 0x1ACFE827, 0xA2738F42, 0xB0C620AC,
0x087A47C9,
0xA032AF3E, 0x188EC85B, 0x0A3B67B5, 0xB28700D0, 0x2F503869, 0x97EC5F0C, 0x8559F0E2,
0x3DE59787,
0x658687D1, 0xDD3AE0B4, 0xCF8F4F5A, 0x7733283F, 0xEAE41086, 0x525877E3, 0x40EDD80D,
0xF851BF68,
0xF02BF8A1, 0x48979FC4, 0x5A22302A, 0xE29E574F, 0x7F496FF6, 0xC7F50893, 0xD540A77D,
0x6DFCC018,
0x359FD04E, 0x8D23B72B, 0x9F9618C5, 0x272A7FA0, 0xBAFD4719, 0x0241207C, 0x10F48F92,
0xA848E8F7,
0x9B14583D, 0x23A83F58, 0x311D90B6, 0x89A1F7D3, 0x1476CF6A, 0xACCAA80F, 0xBE7F07E1,
0x06C36084,
0x5EA070D2, 0xE61C17B7, 0xF4A9B859, 0x4C15DF3C, 0xD1C2E785, 0x697E80E0, 0x7BCB2F0E,
0xC377486B,
0xCB0D0FA2, 0x73B168C7, 0x6104C729, 0xD9B8A04C, 0x446F98F5, 0xFCD3FF90, 0xEE66507E,
0x56DA371B,
0x0EB9274D, 0xB6054028, 0xA4B0EFC6, 0x1C0C88A3, 0x81DBB01A, 0x3967D77F, 0x2BD27891,
0x936E1FF4,
0x3B26F703, 0x839A9066, 0x912F3F88, 0x299358ED, 0xB4446054, 0x0CF80731, 0x1E4DA8DF,
0xA6F1CFBA,
0xFE92DFEC, 0x462EB889, 0x549B1767, 0xEC277002, 0x71F048BB, 0xC94C2FDE, 0xDBF98030,
0x6345E755,
0x6B3FA09C, 0xD383C7F9, 0xC1366817, 0x798A0F72, 0xE45D37CB, 0x5CE150AE, 0x4E54FF40,
0xF6E89825,
0xAE8B8873, 0x1637EF16, 0x048240F8, 0xBC3E279D, 0x21E91F24, 0x99557841, 0x8BE0D7AF,
0x335CB0CA,
0xED59B63B, 0x55E5D15E, 0x47507EB0, 0xFFEC19D5, 0x623B216C, 0xDA874609, 0xC832E9E7,
0x708E8E82,
0x28ED9ED4, 0x9051F9B1, 0x82E4565F, 0x3A58313A, 0xA78F0983, 0x1F336EE6, 0x0D86C108,
0xB53AA66D,
0xBD40E1A4, 0x05FC86C1, 0x1749292F, 0xAFF54E4A, 0x322276F3, 0x8A9E1196, 0x982BBE78,
0x2097D91D,
0x78F4C94B, 0xC048AE2E, 0xD2FD01C0, 0x6A4166A5, 0xF7965E1C, 0x4F2A3979, 0x5D9F9697,
0xE523F1F2,
0x4D6B1905, 0xF5D77E60, 0xE762D18E, 0x5FDEB6EB, 0xC2098E52, 0x7AB5E937, 0x680046D9,
0xD0BC21BC,
0x88DF31EA, 0x3063568F, 0x22D6F961, 0x9A6A9E04, 0x07BDA6BD, 0xBF01C1D8, 0xADB46E36,
0x15080953,
0x1D724E9A, 0xA5CE29FF, 0xB77B8611, 0x0FC7E174, 0x9210D9CD, 0x2AACBEA8, 0x38191146,
0x80A57623,
0xD8C66675, 0x607A0110, 0x72CFAEFE, 0xCA73C99B, 0x57A4F122, 0xEF189647, 0xFDAD39A9,
0x45115ECC,
0x764DEE06, 0xCEF18963, 0xDC44268D, 0x64F841E8, 0xF92F7951, 0x41931E34, 0x5326B1DA,
0xEB9AD6BF,
0xB3F9C6E9, 0x0B45A18C, 0x19F00E62, 0xA14C6907, 0x3C9B51BE, 0x842736DB, 0x96929935,
0x2E2EFE50,
0x2654B999, 0x9EE8DEFC, 0x8C5D7112, 0x34E11677, 0xA9362ECE, 0x118A49AB, 0x033FE645,
0xBB838120,
0xE3E09176, 0x5B5CF613, 0x49E959FD, 0xF1553E98, 0x6C820621, 0xD43E6144, 0xC68BCEAA,
0x7E37A9CF,
0xD67F4138, 0x6EC3265D, 0x7C7689B3, 0xC4CAEED6, 0x591DD66F, 0xE1A1B10A, 0xF3141EE4,
0x4BA87981,
0x13CB69D7, 0xAB770EB2, 0xB9C2A15C, 0x017EC639, 0x9CA9FE80, 0x241599E5, 0x36A0360B,
0x8E1C516E,
0x866616A7, 0x3EDA71C2, 0x2C6FDE2C, 0x94D3B949, 0x090481F0, 0xB1B8E695, 0xA30D497B,
0x1BB12E1E,


```
0x43D23E48, 0xFB6E592D, 0xE9DBF6C3, 0x516791A6, 0xCCB0A91F, 0x740CCE7A, 0x66B96194,
0xDE0506F1
};
```

```
const DWORD CrcTableOffset64[256] =
{
0x00000000, 0x3D6029B0, 0x7AC05360, 0x47A07AD0, 0xF580A6C0, 0xC8E08F70, 0x8F40F5A0,
0xB220DC10,
0x30704BC1, 0x0D106271, 0x4AB018A1, 0x77D03111, 0xC5F0ED01, 0xF890C4B1, 0xBF30BE61,
0x825097D1,
0x60E09782, 0x5D80BE32, 0x1A20C4E2, 0x2740ED52, 0x95603142, 0xA80018F2, 0xEFA06222,
0xD2C04B92,
0x5090DC43, 0x6DF0F5F3, 0x2A508F23, 0x1730A693, 0xA5107A83, 0x98705333, 0xDFD029E3,
0xE2B00053,
0xC1C12F04, 0xFCA106B4, 0xBB017C64, 0x866155D4, 0x344189C4, 0x0921A074, 0x4E81DAA4,
0x73E1F314,
0xF1B164C5, 0xCCD14D75, 0x8B7137A5, 0xB6111E15, 0x0431C205, 0x3951EBB5, 0x7EF19165,
0x4391B8D5,
0xA121B886, 0x9C419136, 0xDBE1EBE6, 0xE681C256, 0x54A11E46, 0x69C137F6, 0x2E614D26,
0x13016496,
0x9151F347, 0xAC31DAF7, 0xEB91A027, 0xD6F18997, 0x64D15587, 0x59B17C37, 0x1E1106E7,
0x23712F57,
0x58F35849, 0x659371F9, 0x22330B29, 0x1F532299, 0xAD73FE89, 0x9013D739, 0xD7B3ADE9,
0xEAD38459,
0x68831388, 0x55E33A38, 0x124340E8, 0x2F236958, 0x9D03B548, 0xA0639CF8, 0xE7C3E628,
0xDAA3CF98,
0x3813CFCB, 0x0573E67B, 0x42D39CAB, 0x7FB3B51B, 0xCD93690B, 0xF0F340BB, 0xB7533A6B,
0x8A3313DB,
0x0863840A, 0x3503ADBA, 0x72A3D76A, 0x4FC3FEDA, 0xFDE322CA, 0xC0830B7A, 0x872371AA,
0xBA43581A,
0x9932774D, 0xA4525EFD, 0xE3F2242D, 0xDE920D9D, 0x6CB2D18D, 0x51D2F83D, 0x167282ED,
0x2B12AB5D,
0xA9423C8C, 0x9422153C, 0xD3826FEC, 0xEEE2465C, 0x5CC29A4C, 0x61A2B3FC, 0x2602C92C,
0x1B62E09C,
0xF9D2E0CF, 0xC4B2C97F, 0x8312B3AF, 0xBE729A1F, 0x0C52460F, 0x31326FBE, 0x7692156F,
0x4BF23CDF,
0xC9A2AB0E, 0xF4C282BE, 0xB362F86E, 0x8E02D1DE, 0x3C220DCE, 0x0142247E, 0x46E25EAE,
0x7B82771E,
0xB1E6B092, 0x8C869922, 0xCB26E3F2, 0xF646CA42, 0x44661652, 0x79063FE2, 0x3EA64532,
0x03C66C82,
0x8196FB53, 0xBCF6D2E3, 0xFB56A833, 0xC6368183, 0x74165D93, 0x49767423, 0x0ED60EF3,
0x33B62743,
0xD1062710, 0xEC660EA0, 0xABC67470, 0x96A65DC0, 0x248681D0, 0x19E6A860, 0x5E46D2B0,
0x6326FB00,
0xE1766CD1, 0xDC164561, 0x9BB63FB1, 0xA6D61601, 0x14F6CA11, 0x2996E3A1, 0x6E369971,
0x5356B0C1,
0x70279F96, 0x4D47B626, 0x0AE7CCF6, 0x3787E546, 0x85A73956, 0xB8C710E6, 0xFF676A36,
0xC2074386,
0x4057D457, 0x7D37FDE7, 0x3A978737, 0x07F7AE87, 0xB5D77297, 0x88B75B27, 0xCF1721F7,
0xF2770847,
0x10C70814, 0x2DA721A4, 0x6A075B74, 0x576772C4, 0xE547AED4, 0xD8278764, 0x9F87FDB4,
0xA2E7D404,
0x20B743D5, 0x1DD76A65, 0x5A7710B5, 0x67173905, 0xD537E515, 0xE857CCA5, 0xAFF7B675,
0x92979FC5,
0xE915E8DB, 0xD475C16B, 0x93D5BBBB, 0xAEB5920B, 0x1C954E1B, 0x21F567AB, 0x66551D7B,
0x5B3534CB,
0xD965A31A, 0xE4058AAA, 0xA3A5F07A, 0x9EC5D9CA, 0x2CE505DA, 0x11852C6A, 0x562556BA,
0x6B457F0A,
0x89F57F59, 0xB49556E9, 0xF3352C39, 0xCE550589, 0x7C75D999, 0x4115F029, 0x06B58AF9,
0x3BD5A349,
0xB9853498, 0x84E51D28, 0xC34567F8, 0xFE254E48, 0x4C059258, 0x7165BBE8, 0x36C5C138,
0x0BA5E888,
```

```

0x28D4C7DF, 0x15B4EE6F, 0x521494BF, 0x6F74BD0F, 0xDD54611F, 0xE03448AF, 0xA794327F,
0x9AF41BCF,
0x18A48C1E, 0x25C4A5AE, 0x6264DF7E, 0x5F04F6CE, 0xED242ADE, 0xD044036E, 0x97E479BE,
0xAA84500E,
0x4834505D, 0x755479ED, 0x32F4033D, 0x0F942A8D, 0xBDB4F69D, 0x80D4DF2D, 0xC774A5FD,
0xFA148C4D,
0x78441B9C, 0x4524322C, 0x028448FC, 0x3FE4614C, 0x8DC4BD5C, 0xB0A494EC, 0xF704EE3C,
0xCA64C78C
};

```

```

const DWORD CrcTableOffset72[256] =
{
0x00000000, 0xCB5CD3A5, 0x4DC8A10B, 0x869472AE, 0x9B914216, 0x50CD91B3, 0xD659E31D,
0x1D0530B8,
0xEC53826D, 0x270F51C8, 0xA19B2366, 0x6AC7F0C3, 0x77C2C07B, 0xBC9E13DE, 0x3A0A6170,
0xF156B2D5,
0x03D6029B, 0xC88AD13E, 0x4E1EA390, 0x85427035, 0x9847408D, 0x531B9328, 0xD58FE186,
0x1ED33223,
0xEF8580F6, 0x24D95353, 0xA24D21FD, 0x6911F258, 0x7414C2E0, 0xBF481145, 0x39DC63EB,
0xF280B04E,
0x07AC0536, 0xCCF0D693, 0x4A64A43D, 0x81387798, 0x9C3D4720, 0x57619485, 0xD1F5E62B,
0x1AA9358E,
0xEBFF875B, 0x20A354FE, 0xA6372650, 0x6D6BF5F5, 0x706EC54D, 0xBB3216E8, 0x3DA66446,
0xF6FAB7E3,
0x047A07AD, 0xCF26D408, 0x49B2A6A6, 0x82EE7503, 0x9FEB45BB, 0x54B7961E, 0xD223E4B0,
0x197F3715,
0xE82985C0, 0x23755665, 0xA5E124CB, 0x6EBDF76E, 0x73B8C7D6, 0xB8E41473, 0x3E7066DD,
0xF52CB578,
0x0F580A6C, 0xC404D9C9, 0x4290AB67, 0x89CC78C2, 0x94C9487A, 0x5F959BDF, 0xD901E971,
0x125D3AD4,
0xE30B8801, 0x28575BA4, 0xAEC3290A, 0x659FFAAF, 0x789ACA17, 0xB3C619B2, 0x35526B1C,
0xFE0EB8B9,
0x0C8E08F7, 0xC7D2DB52, 0x4146A9FC, 0x8A1A7A59, 0x971F4AE1, 0x5C439944, 0xDAD7EBEA,
0x118B384F,
0xE0DD8A9A, 0x2B81593F, 0xAD152B91, 0x6649F834, 0x7B4CC88C, 0xB0101B29, 0x36846987,
0xFDD8BA22,
0x08F40F5A, 0xC3A8DCFF, 0x453CAE51, 0x8E607DF4, 0x93654D4C, 0x58399EE9, 0xDEADEC47,
0x15F13FE2,
0xE4A78D37, 0x2FFB5E92, 0xA96F2C3C, 0x6233FF99, 0x7F36CF21, 0xB46A1C84, 0x32FE6E2A,
0xF9A2BD8F,
0x0B220DC1, 0xC07EDE64, 0x46EAACCA, 0x8DB67F6F, 0x90B34FD7, 0x5BEF9C72, 0xDD7BEEDC,
0x16273D79,
0xE7718FAC, 0x2C2D5C09, 0xAAB92EA7, 0x61E5FD02, 0x7CE0CDBA, 0xB7BC1E1F, 0x31286CB1,
0xFA74BF14,
0x1EB014D8, 0xD5ECC77D, 0x5378B5D3, 0x98246676, 0x852156CE, 0x4E7D856B, 0xC8E9F7C5,
0x03B52460,
0xF2E396B5, 0x39BF4510, 0xBF2B37BE, 0x7477E41B, 0x6972D4A3, 0xA22E0706, 0x24BA75A8,
0xEFE6A60D,
0x1D661643, 0xD63AC5E6, 0x50AEB748, 0x9BF264ED, 0x86F75455, 0x4DAB87F0, 0xCB3FF55E,
0x006326FB,
0xF135942E, 0x3A69478B, 0xBCFD3525, 0x77A1E680, 0x6AA4D638, 0xA1F8059D, 0x276C7733,
0xEC30A496,
0x191C11EE, 0xD240C24B, 0x54D4B0E5, 0x9F886340, 0x828D53F8, 0x49D1805D, 0xCF45F2F3,
0x04192156,
0xF54F9383, 0x3E134026, 0xB8873288, 0x73DBE12D, 0x6EDED195, 0xA5820230, 0x2316709E,
0xE84AA33B,
0x1ACA1375, 0xD196C0D0, 0x5702B27E, 0x9C5E61DB, 0x815B5163, 0x4A0782C6, 0xCC93F068,
0x07CF23CD,
0xF6999118, 0x3DC542BD, 0xBB513013, 0x700DE3B6, 0x6D08D30E, 0xA65400AB, 0x20C07205,
0xEB9CA1A0,
0x11E81EB4, 0xDAB4CD11, 0x5C20BFBF, 0x977C6C1A, 0x8A795CA2, 0x41258F07, 0xC7B1FDA9,
0x0CED2E0C,

```

```
0xFDBB9CD9, 0x36E74F7C, 0xB0733DD2, 0x7B2FEE77, 0x662ADECF, 0xAD760D6A, 0x2BE27FC4,
0xE0BEAC61,
0x123E1C2F, 0xD962CF8A, 0x5FF6BD24, 0x94AA6E81, 0x89AF5E39, 0x42F38D9C, 0xC467FF32,
0x0F3B2C97,
0xFE6D9E42, 0x35314DE7, 0xB3A53F49, 0x78F9ECEC, 0x65FCDC54, 0xAEA00FF1, 0x28347D5F,
0xE368AEFA,
0x16441B82, 0xDD18C827, 0x5B8CBA89, 0x90D0692C, 0x8DD55994, 0x46898A31, 0xC01DF89F,
0x0B412B3A,
0xFA1799EF, 0x314B4A4A, 0xB7DF38E4, 0x7C83EB41, 0x6186DBF9, 0xAADA085C, 0x2C4E7AF2,
0xE712A957,
0x15921919, 0xDECECABC, 0x585AB812, 0x93066BB7, 0x8E035B0F, 0x455F88AA, 0xC3CBFA04,
0x089729A1,
0xF9C19B74, 0x329D48D1, 0xB4093A7F, 0x7F55E9DA, 0x6250D962, 0xA90C0AC7, 0x2F987869,
0xE4C4ABCC
};
```

```
const DWORD CrcTableOffset80[256] =
{
0x00000000, 0xA6770BB4, 0x979F1129, 0x31E81A9D, 0xF44F2413, 0x52382FA7, 0x63D0353A,
0xC5A73E8E,
0x33EF4E67, 0x959845D3, 0xA4705F4E, 0x020754FA, 0xC7A06A74, 0x61D761C0, 0x503F7B5D,
0xF64870E9,
0x67DE9CCE, 0xC1A9977A, 0xF0418DE7, 0x56368653, 0x9391B8DD, 0x35E6B369, 0x040EA9F4,
0xA279A240,
0x5431D2A9, 0xF246D91D, 0xC3AEC380, 0x65D9C834, 0xA07EF6BA, 0x0609FD0E, 0x37E1E793,
0x9196EC27,
0xCFBD399C, 0x69CA3228, 0x582228B5, 0xFE552301, 0x3BF21D8F, 0x9D85163B, 0xAC6D0CA6,
0x0A1A0712,
0xFC5277FB, 0x5A257C4F, 0x6BCD66D2, 0xCDBA6D66, 0x081D53E8, 0xAE6A585C, 0x9F8242C1,
0x39F54975,
0xA863A552, 0x0E14AEE6, 0x3FFCB47B, 0x998BBFCF, 0x5C2C8141, 0xFA5B8AF5, 0xCBB39068,
0x6DC49BDC,
0x9B8CEB35, 0x3DFBE081, 0x0C13FA1C, 0xAA64F1A8, 0x6FC3CF26, 0xC9B4C492, 0xF85CDE0F,
0x5E2BD5BB,
0x440B7579, 0xE27C7ECD, 0xD3946450, 0x75E36FE4, 0xB044516A, 0x16335ADE, 0x27DB4043,
0x81AC4BF7,
0x77E43B1E, 0xD19330AA, 0xE07B2A37, 0x460C2183, 0x83AB1F0D, 0x25DC14B9, 0x14340E24,
0xB2430590,
0x23D5E9B7, 0x85A2E203, 0xB44AF89E, 0x123DF32A, 0xD79ACDA4, 0x71EDC610, 0x4005DC8D,
0xE672D739,
0x103AA7D0, 0xB64DAC64, 0x87A5B6F9, 0x21D2BD4D, 0xE47583C3, 0x42028877, 0x73EA92EA,
0xD59D995E,
0x8BB64CE5, 0x2DC14751, 0x1C295DCC, 0xBA5E5678, 0x7FF968F6, 0xD98E6342, 0xE86679DF,
0x4E11726B,
0xB8590282, 0x1E2E0936, 0x2FC613AB, 0x89B1181F, 0x4C162691, 0xEA612D25, 0xDB8937B8,
0x7DFE3C0C,
0xEC68D02B, 0x4A1FDB9F, 0x7BF7C102, 0xDD80CAB6, 0x1827F438, 0xBE50FF8C, 0x8FB8E511,
0x29CFEEA5,
0xDF879E4C, 0x79F095F8, 0x48188F65, 0xEE6F84D1, 0x2BC8BA5F, 0x8DBFB1EB, 0xBC57AB76,
0x1A20A0C2,
0x8816EAF2, 0x2E61E146, 0x1F89FBD8, 0xB9FEF06F, 0x7C59CEE1, 0xDA2EC555, 0xEBC6DFC8,
0x4DB1D47C,
0xBBF9A495, 0x1D8EAF21, 0x2C66B5BC, 0x8A11BE08, 0x4FB68086, 0xE9C18B32, 0xD82991AF,
0x7E5E9A1B,
0xEFC8763C, 0x49BF7D88, 0x78576715, 0xDE206CA1, 0x1B87522F, 0xBDF0599B, 0x8C184306,
0x2A6F48B2,
0xDC27385B, 0x7A5033EF, 0x4BB82972, 0xEDCF22C6, 0x28681C48, 0x8E1F17FC, 0xBFF70D61,
0x198006D5,
0x47ABD36E, 0xE1DCD8DA, 0xD034C247, 0x7643C9F3, 0xB3E4F77D, 0x1593FCC9, 0x247BE654,
0x820CEDE0,
0x74449D09, 0xD23396BD, 0xE3DB8C20, 0x45AC8794, 0x800BB91A, 0x267CB2AE, 0x1794A833,
0xB1E3A387,
```

```
0x20754FA0, 0x86024414, 0xB7EA5E89, 0x119D553D, 0xD43A6BB3, 0x724D6007, 0x43A57A9A,
0xE5D2712E,
0x139A01C7, 0xB5ED0A73, 0x840510EE, 0x22721B5A, 0xE7D525D4, 0x41A22E60, 0x704A34FD,
0xD63D3F49,
0xCC1D9F8B, 0x6A6A943F, 0x5B828EA2, 0xFDF58516, 0x3852BB98, 0x9E25B02C, 0xAFCDAAB1,
0x09BAA105,
0xFFFF2D1EC, 0x5985DA58, 0x686DC0C5, 0xCE1ACB71, 0x0BBDF5FF, 0xADCAFE4B, 0x9C22E4D6,
0x3A55EF62,
0xABC30345, 0x0DB408F1, 0x3C5C126C, 0x9A2B19D8, 0x5F8C2756, 0xF9FB2CE2, 0xC813367F,
0x6E643DCB,
0x982C4D22, 0x3E5B4696, 0x0FB35C0B, 0xA9C457BF, 0x6C636931, 0xCA146285, 0xFBFC7818,
0x5D8B73AC,
0x03A0A617, 0xA5D7ADA3, 0x943FB73E, 0x3248BC8A, 0xF7EF8204, 0x519889B0, 0x6070932D,
0xC6079899,
0x304FE870, 0x9638E3C4, 0xA7D0F959, 0x01A7F2ED, 0xC400CC63, 0x6277C7D7, 0x539FDD4A,
0xF5E8D6FE,
0x647E3AD9, 0xC209316D, 0xF3E12BF0, 0x55962044, 0x90311ECA, 0x3646157E, 0x07AE0FE3,
0xA1D90457,
0x579174BE, 0xF1E67F0A, 0xC00E6597, 0x66796E23, 0xA3DE50AD, 0x05A95B19, 0x34414184,
0x92364A30
};
```

```
const DWORD CrcTableOffset88[256] =
{
0x00000000, 0xCCAA009E, 0x4225077D, 0x8E8F07E3, 0x844A0EFA, 0x48E00E64, 0xC66F0987,
0x0AC50919,
0xD3E51BB5, 0x1F4F1B2B, 0x91C01CC8, 0x5D6A1C56, 0x57AF154F, 0x9B0515D1, 0x158A1232,
0xD92012AC,
0x7CBB312B, 0xB01131B5, 0x3E9E3656, 0xF23436C8, 0xF8F13FD1, 0x345B3F4F, 0xBAD438AC,
0x767E3832,
0xAF5E2A9E, 0x63F42A00, 0xED7B2DE3, 0x21D12D7D, 0x2B142464, 0xE7BE24FA, 0x69312319,
0xA59B2387,
0xF9766256, 0x35DC62C8, 0xBB53652B, 0x77F965B5, 0x7D3C6CAC, 0xB1966C32, 0x3F196BD1,
0xF3B36B4F,
0x2A9379E3, 0xE639797D, 0x68B67E9E, 0xA41C7E00, 0xAED97719, 0x62737787, 0xECFC7064,
0x205670FA,
0x85CD537D, 0x496753E3, 0xC7E85400, 0x0B42549E, 0x01875D87, 0xCD2D5D19, 0x43A25AFA,
0x8F085A64,
0x562848C8, 0x9A824856, 0x140D4FB5, 0xD8A74F2B, 0xD2624632, 0x1EC846AC, 0x9047414F,
0x5CED41D1,
0x299DC2ED, 0xE537C273, 0x6BB8C590, 0xA712C50E, 0xADD7CC17, 0x617DCC89, 0xEFF2CB6A,
0x2358CBF4,
0xFA78D958, 0x36D2D9C6, 0xB85DDE25, 0x74F7DEBB, 0x7E32D7A2, 0xB298D73C, 0x3C17D0DF,
0xF0BDD041,
0x5526F3C6, 0x998CF358, 0x1703F4BB, 0xDBA9F425, 0xD16CFD3C, 0x1DC6FDA2, 0x9349FA41,
0x5FE3FADF,
0x86C3E873, 0x4A69E8ED, 0xC4E6EF0E, 0x084CEF90, 0x0289E689, 0xCE23E617, 0x40ACE1F4,
0x8C06E16A,
0xD0EBA0BB, 0x1C41A025, 0x92CEA7C6, 0x5E64A758, 0x54A1AE41, 0x980BAEDF, 0x1684A93C,
0xDA2EA9A2,
0x030EBB0E, 0xCFA4BB90, 0x412BBC73, 0x8D81BCED, 0x8744B5F4, 0x4BEEB56A, 0xC561B289,
0x09CBB217,
0xAC509190, 0x60FA910E, 0xEE7596ED, 0x22DF9673, 0x281A9F6A, 0xE4B09FF4, 0x6A3F9817,
0xA6959889,
0x7FB58A25, 0xB31F8ABB, 0x3D908D58, 0xF13A8DC6, 0xFBFF84DF, 0x37558441, 0xB9DA83A2,
0x7570833C,
0x533B85DA, 0x9F918544, 0x111E82A7, 0xDB48239, 0xD7718B20, 0x1BDB8BBE, 0x95548C5D,
0x59FE8CC3,
0x80DE9E6F, 0x4C749EF1, 0xC2FB9912, 0x0E51998C, 0x04949095, 0xC83E900B, 0x46B197E8,
0x8A1B9776,
0x2F80B4F1, 0xE32AB46F, 0x6DA5B38C, 0xA10FB312, 0xABCABA0B, 0x6760BA95, 0xE9EFBD76,
0x2545BDE8,
```

```

0xFC65AF44, 0x30CFAFDA, 0xBE40A839, 0x72EAA8A7, 0x782FA1BE, 0xB485A120, 0x3A0AA6C3,
0xF6A0A65D,
0xAA4DE78C, 0x66E7E712, 0xE868E0F1, 0x24C2E06F, 0x2E07E976, 0xE2ADE9E8, 0x6C22EE0B,
0xA088EE95,
0x79A8FC39, 0xB502FCA7, 0x3B8DFB44, 0xF727FBDA, 0xFDE2F2C3, 0x3148F25D, 0xBFC7F5BE,
0x736DF520,
0xD6F6D6A7, 0x1A5CD639, 0x94D3D1DA, 0x5879D144, 0x52BCD85D, 0x9E16D8C3, 0x1099DF20,
0xDC33DFBE,
0x0513CD12, 0xC9B9CD8C, 0x4736CA6F, 0x8B9CCAF1, 0x8159C3E8, 0x4DF3C376, 0xC37CC495,
0x0FD6C40B,
0x7AA64737, 0xB60C47A9, 0x3883404A, 0xF42940D4, 0xFEED49CD, 0x32464953, 0xBCC94EB0,
0x70634E2E,
0xA9435C82, 0x65E95C1C, 0xEB665BFF, 0x27CC5B61, 0x2D095278, 0xE1A352E6, 0x6F2C5505,
0xA386559B,
0x061D761C, 0xCAB77682, 0x44387161, 0x889271FF, 0x825778E6, 0x4EFD7878, 0xC0727F9B,
0x0CD87F05,
0xD5F86DA9, 0x19526D37, 0x97DD6AD4, 0x5B776A4A, 0x51B26353, 0x9D1863CD, 0x1397642E,
0xDF3D64B0,
0x83D02561, 0x4F7A25FF, 0xC1F5221C, 0x0D5F2282, 0x079A2B9B, 0xCB302B05, 0x45BF2CE6,
0x89152C78,
0x50353ED4, 0x9C9F3E4A, 0x121039A9, 0xDEBA3937, 0xD47F302E, 0x18D530B0, 0x965A3753,
0x5AF037CD,
0xFF6B144A, 0x33C114D4, 0xBD4E1337, 0x71E413A9, 0x7B211AB0, 0xB78B1A2E, 0x39041DCD,
0xF5AE1D53,
0x2C8E0FFF, 0xE0240F61, 0x6EAB0882, 0xA201081C, 0xA8C40105, 0x646E019B, 0xEAE10678,
0x264B06E6
};

```

```

DWORD ComputeCRC(DWORD dwCRC, LPCVOID pv, UINT cbLength)
{
    UINT i;
    DWORD dw2nd32;
    const byte *pbBuffer = (const byte *) pv;

    const UINT cbAlignedOffset =
        ((cbLength < sizeof(DWORD)) ? 0 : (UINT)((DWORD_PTR)pv % sizeof(DWORD)));
    const UINT cbInitialUnalignedBytes =
        ((cbAlignedOffset == 0) ? 0 : (sizeof(DWORD) - cbAlignedOffset));
    const UINT cbRunningLength =
        ((cbLength < sizeof(DWORD)) ? 0 : ((cbLength - cbInitialUnalignedBytes) / 8) * 8);
    const UINT cbEndUnalignedBytes = cbLength - cbInitialUnalignedBytes - cbRunningLength;

    for(i=0; i < cbInitialUnalignedBytes; ++i)
        dwCRC = CrcTableOffset32[(dwCRC ^ *pbBuffer++) & 0x000000FF] ^ (dwCRC >> 8);

    for(i=0; i < cbRunningLength/8; ++i)
    {
        dwCRC ^= *(DWORD *)pbBuffer;
        dwCRC = CrcTableOffset88[ dwCRC          & 0x000000FF] ^
            CrcTableOffset80[(dwCRC >> 8) & 0x000000FF] ^
            CrcTableOffset72[(dwCRC >> 16) & 0x000000FF] ^
            CrcTableOffset64[(dwCRC >> 24) & 0x000000FF];
        pbBuffer += 4;

        dw2nd32 = *(DWORD *)pbBuffer;
        dwCRC = dwCRC ^
            CrcTableOffset56[ dw2nd32          & 0x000000FF] ^
            CrcTableOffset48[(dw2nd32 >> 8) & 0x000000FF] ^
            CrcTableOffset40[(dw2nd32 >> 16) & 0x000000FF] ^
            CrcTableOffset32[(dw2nd32 >> 24) & 0x000000FF];
    }
}

```

```

        pbBuffer += 4;
    }

    for(i=0; i < cbEndUnalignedBytes; ++i)
        dwCRC = CrcTableOffset32[(dwCRC ^ *pbBuffer++) & 0x000000FF] ^ (dwCRC >> 8);

    return dwCRC;
}

```

5.4 Conversation ID

The following is the algorithm used to calculate the Conversation ID (**PidTagConversationId**) for a given Message object based on the values of the **PidTagConversationIndex** (**PtypBinary**), **PidTagConversationTopic** (**PtypString**), and **PidTagConversationTracking** (**PtypBoolean**) properties in the Message object. This algorithm is referenced in sections [2.5.3.1](#) and [2.5.3.1.1](#), and the main entry point is **HrComputeConvID**.

The arguments for **HrComputeConvID** are as follows: **pbConvIndex** and **cbConvIndex** represents the binary value of the **PidTagConversationIndex** property (NULL if the property is not present); **pwzConvTopic** is the Unicode string value of the **PidTagConversationTopic** property (NULL if property not present); and **fConvTracking** is the Boolean value of the **PidTagConversationTracking** property (default is FALSE if property not present). On success, **guidConvID** receives the GUID value for the computed **Conversation** ID. On failure, the function returns E_INVALIDARG.

The helper function **ComputeMD5Guid** is provided here as a placeholder. It computes an MD5 hash of the contents of the buffer passed to the function, as described in [RFC1321](#).

```

#define c_ulConvIndexIDOffset 6
#define c_ulConvIndexIDLength 16
#define cchMax 256

typedef struct {
    ULONG      i[2];
    ULONG      buf[4];
    unsigned char in[64];
    unsigned char digest[16];
} MD5_CTX;

void ComputeMD5Guid(byte *pbBuffer, ULONG cbBuffer, GUID *pguid)
{
    // Compute the MD5 hash of the contents of pbBuffer and return
    // in the pguid parameter.
}

HRESULT HrComputeConvID(
    byte *pbConvIndex,
    ULONG cbConvIndex,
    LPCWSTR pwzConvTopic,
    BOOL fConvTracking,
    GUID *pguidConvID
)
{
    HRESULT hr = S_OK;
    BOOL fUseTopic = TRUE;
}

```

```

if (fConvTracking
    && NULL != pbConvIndex
    && cbConvIndex >= c_ulConvIndexIDOffset + c_ulConvIndexIDLength
    && 0x01 == pbConvIndex[0])
{
    memcpy(pguidConvID, pbConvIndex + c_ulConvIndexIDOffset, c_ulConvIndexIDLength);
    fUseTopic = FALSE;
}

if (fUseTopic)
{
    if (NULL != pwzConvTopic)
    {
        size_t    cchHash;
        WCHAR     wzBuffer[cchMax];
        size_t     cbHash = 0;

        cchHash = wcslen(pwzConvTopic);
        if (cchHash < cchMax)
        {
            size_t ich;
            for (ich = 0; ich <= cchHash; ich++)
                wzBuffer[ich] = towupper(pwzConvTopic[ich]);
            cbHash = cchHash * sizeof(WCHAR);
            ComputeMD5Guid((byte *)wzBuffer, cbHash, pguidConvID);
        }
        else
            hr = E_INVALIDARG;
    }
    else
        hr = E_INVALIDARG;
}

return (hr);
}

```

5.5 Block Signature

The following is the algorithm to calculate the signature of a block. The signature is calculated by first obtaining the DWORD XOR result between the absolute file offset of the block and its BID. The WORD signature is then obtained by obtaining the XOR result between the higher and lower 16 bits of the DWORD obtained previously.

```

WORD ComputeSig(IB ib, BID bid)
{
    ib ^= bid;
    return(WORD(WORD(ib >> 16) ^ WORD(ib)));
}

```

6 Appendix B: Product Behavior

The information in this specification is applicable to the following Microsoft products or supplemental software. References to product versions include released service packs:

- Microsoft Office Outlook 2003
- Microsoft Office Outlook 2007
- Microsoft Outlook 2010
- Microsoft Outlook 2013

Exceptions, if any, are noted below. If a service pack or Quick Fix Engineering (QFE) number appears with the product version, behavior changed in that service pack or QFE. The new behavior also applies to subsequent service packs of the product unless otherwise specified. If a product edition appears with the product version, behavior is different in that product edition.

Unless otherwise specified, any statement of optional behavior in this specification that is prescribed using the terms SHOULD or SHOULD NOT implies product behavior in accordance with the SHOULD or SHOULD NOT prescription. Unless otherwise specified, the term MAY implies that the product does not follow the prescription.

[<1> Section 1.3.2.1.3:](#) Office Outlook 2007 with Service Pack 2, Outlook 2010 and Outlook 2013 do not use Free Maps and Free Page Maps.

[<2> Section 1.3.2.3:](#) Office Outlook 2003 and Office Outlook 2007 without Service Pack 2 do not use or create Density Lists.

[<3> Section 2.2.1.2:](#) Office Outlook 2003, Office Outlook 2007, Outlook 2010 and Outlook 2013 can read, write, and create both ANSI and Unicode PST files. The default format is Unicode.

[<4> Section 2.2.2.5:](#) Office Outlook 2003, Office Outlook 2007, Outlook 2010 and Outlook 2013 use this value for implementation-specific data. Modification of this value can result in failure to read the PST file by Outlook.

[<5> Section 2.2.2.5:](#) Office Outlook 2003 uses VALID_AMAP1 to indicate that the AMaps are valid.

[<6> Section 2.2.2.5:](#) Office Outlook 2003, Office Outlook 2007, Outlook 2010 and Outlook 2013 use this value for implementation-specific data. Modification of this value can result in failure to read the PST file by Outlook.

[<7> Section 2.2.2.5:](#) Office Outlook 2003, Office Outlook 2007, Outlook 2010 and Outlook 2013 use this value for implementation-specific data. Modification of this value can result in failure to read the PST file by Outlook.

[<8> Section 2.2.2.6:](#) Office Outlook 2003, Office Outlook 2007, Outlook 2010 and Outlook 2013 use this value for implementation-specific data. Modification of this value can result in failure to read the PST file by Outlook.

[<9> Section 2.2.2.6:](#) Office Outlook 2003, Office Outlook 2007, Outlook 2010 and Outlook 2013 use this value for implementation-specific data. Modification of this value can result in failure to read the PST file by Outlook.

[<10> Section 2.2.2.6:](#) Office Outlook 2003, Office Outlook 2007, Outlook 2010 and Outlook 2013 use this value for implementation-specific data. Modification of this value can result in failure to read the PST file by Outlook.

[<11> Section 2.2.2.6:](#) Office Outlook 2003, Office Outlook 2007, Outlook 2010 and Outlook 2013 use this value for implementation-specific data. Modification of this value can result in failure to read the PST file by Outlook.

[<12> Section 2.2.2.6:](#) Office Outlook 2003, Office Outlook 2007, Outlook 2010 and Outlook 2013 use this value for implementation-specific data. Modification of this value can result in failure to read the PST file by Outlook.

[<13> Section 2.2.2.7.3:](#) Office Outlook 2003 and Office Outlook 2007 without Service Pack 2 do not use the Density List, and always use the PMap to locate free Pages.

[<14> Section 2.2.2.7.4:](#) Office Outlook 2003 and Office Outlook 2007 without Service Pack 2 do not create or use the Density List, and always use the PMap, FMap, and FPMMap to locate free Pages.

[<15> Section 2.2.2.7.5:](#) Office Outlook 2003 and Office Outlook 2007 without Service Pack 2 do not create or use the Density List, and always use the FMap to locate free Pages.

[<16> Section 2.2.2.7.6:](#) Office Outlook 2003 and Office Outlook 2007 without Service Pack 2 do not create or use the Density List, and always use the FPMMap to locate free Pages.

[<17> Section 2.4.8.4.2:](#) Office Outlook 2003, Office Outlook 2007, Outlook 2010 and Outlook 2013 modify the Search Activity List.

[<18> Section 2.6.1:](#) Office Outlook 2003 and Office Outlook 2007 without Service Pack 2 update and maintain PMaps.

[<19> Section 2.6.1:](#) Office Outlook 2003 and Office Outlook 2007 without Service Pack 2 update and maintain FMaps.

[<20> Section 2.6.1:](#) Office Outlook 2003 and Office Outlook 2007 without Service Pack 2 update and maintain FPMMaps.

[<21> Section 2.6.1.3.4:](#) Office Outlook 2007 with Service Pack 2, Outlook 2010 and Outlook 2013 implement backfilling.

7 Change Tracking

This section identifies changes that were made to the [MS-PST] protocol document between the April 2014 and July 2014 releases. Changes are classified as New, Major, Minor, Editorial, or No change.

The revision class **New** means that a new document is being released.

The revision class **Major** means that the technical content in the document was significantly revised. Major changes affect protocol interoperability or implementation. Examples of major changes are:

- A document revision that incorporates changes to interoperability requirements or functionality.
- The removal of a document from the documentation set.

The revision class **Minor** means that the meaning of the technical content was clarified. Minor changes do not affect protocol interoperability or implementation. Examples of minor changes are updates to clarify ambiguity at the sentence, paragraph, or table level.

The revision class **Editorial** means that the formatting in the technical content was changed. Editorial changes apply to grammatical, formatting, and style issues.

The revision class **No change** means that no new technical changes were introduced. Minor editorial and formatting changes may have been made, but the technical content of the document is identical to the last released version.

Major and minor changes can be described further using the following change types:

- New content added.
- Content updated.
- Content removed.
- New product behavior note added.
- Product behavior note updated.
- Product behavior note removed.
- New protocol syntax added.
- Protocol syntax updated.
- Protocol syntax removed.
- New content added due to protocol revision.
- Content updated due to protocol revision.
- Content removed due to protocol revision.
- New protocol syntax added due to protocol revision.
- Protocol syntax updated due to protocol revision.
- Protocol syntax removed due to protocol revision.

- Obsolete document removed.

Editorial changes are always classified with the change type **Editorially updated**.

Some important terms used in the change type descriptions are defined as follows:

- **Protocol syntax** refers to data elements (such as packets, structures, enumerations, and methods) as well as interfaces.
- **Protocol revision** refers to changes made to a protocol that affect the bits that are sent over the wire.

The changes made to this document are listed in the following table. For more information, please contact dochelp@microsoft.com.

Section	Tracking number (if applicable) and description	Major change (Y or N)	Change type
2.2.2.2 BID (Block ID)	Revised the description for clarity.	N	Content updated.
2.2.2.6 HEADER	Updated the structure names/order.	N	Content updated.
2.2.2.6 HEADER	Updated the description of bidNextB to indicate details specific to the Unicode and ANSI versions.	N	Content updated.
2.2.2.8.3.2 Data Tree	Revised the description to indicate that blocks must be fully used.	N	Content updated.
2.2.2.8.3.3.1.2 SLBLOCK	Updated the description for the cEnt field.	N	Content updated.
2.3.1.4 HNBITMAPHDR	Updated the table to reflect the minimum required properties.	N	Content updated.
2.3.1.4 HNBITMAPHDR	Changed HNPAGEHDR to HNBITMAPHDR in the description of the ibHnmp field.	N	Content updated.
2.3.1.5 HNPAGEMAP	Revised the description of this structure for clarity.	N	Content updated.
2.3.2 BTree-on-Heap (BTH)	Added figure of Data organization of a BTH.	N	New content added.
2.3.4.1 TCINFO	Revised the description of the rgTCOLDESC array to include details about sorting requirements.	N	Content updated.
2.3.4.4.1 Row Data Format	Updated the description in this section to include details about the constraints that exist for the columns within the structure.	N	Content updated.
2.4.1 Special Internal NIDs	Updated the sample header hex dump and field dump.	N	Content updated.
2.4.4.4.1 Hierarchy Table	Updated the table to reflect the minimum required properties.	N	Content updated.

Section	Tracking number (if applicable) and description	Major change (Y or N)	Change type
Template			
2.4.4.5.1 Contents Table Template	Updated the table to reflect the minimum required properties.	N	Content updated.
2.4.4.6.1 FAI Contents Table Template	Removed the property "PidTagMapiFormComposeCommand" for "FAI Contents Table Template".	N	Content updated.
2.4.5.1.1 Property Schema of a Message Object PC	Updated the "Friendly name" and description of the 0x001A identifier.	N	Content updated.
2.4.8.1 Search Update Descriptor (SUD)	Added description about the SUDs that are processed.	N	New content added.
2.4.8.1.1 SUD Structure	Updated the description of wFlags to indicate that the field is undefined if wSUDType is not listed in the table.	N	Content updated.
2.4.8.2.3 SUD_FLD_ADD / SUD_FLD_MOV Structure	Changed the name of the "nidMsg" field to "nidFld".	N	Content updated.
2.4.8.3 Basic Queue Node	Updated the contents of BBTENTRY structure to have the correct names.	N	Content updated.
2.5.3.1.1.1 Obtaining the Prefix and Normalized Subject from PidTagSubject	Added details to explain how the length of the Subject Prefix is represented.	N	New content added.
2.6.2.1.2 Allocating from the HN	Moved the action corresponding with updating the Fill Level Map from the "Recommended" section to the "Required" section.	N	Content updated.
3.2 Sample Header	Updated the structure names/order.	N	Content updated.
3.10 Sample Message Store	Updated the count of property context from 11 to 9.	N	Content updated.
3.13 Sample Message Object	Removed the PidTagPstBodyPrefix attribute.	N	Content updated.
3.13 Sample Message Object	Updated the type from "PtypBinary" to "PtypString" for "PidTagMessageClass_W".	N	Content updated.
3.13 Sample Message Object	Updated the count of property context from 101 to 100.	N	Content updated.

8 Index

A

[Accessing the PC BTHHEADER – LTP Layer](#) 58
[Allocation Map \(AMap\) – PST file format overview](#) 15
[Anatomy of a folder hierarchy – Messaging Layer](#) 77
[Anatomy of a PC – LTP Layer](#) 61
[Anatomy of HN data blocks – LTP layer](#) 55
[ANSI versus Unicode – NDB Layer](#) 19
[Applicability](#) 16
[Attachment object PC – Messaging Layer](#) 83
Attachment objects
 [calculated properties](#) 106
 [Messaging Layer](#) 81
[Attachment Table – Messaging Layer](#) 82
[Attributes of a calculated property – calculated properties](#) 98

B

[Basic operations – maintaining data integrity](#) 115
[Basic queue node – Messaging Layer](#) 94
Behavior Descriptors
 [Delete operations – calculated properties](#) 113
 [Get operations – calculated properties](#) 107
 [Set operations – calculated properties](#) 112
[BID \(Block ID\) – NDB Layer](#) 20
[Block signature data algorithm](#) 191
[Blocks – NDB layer](#) 40
[BREF – NDB Layer](#) 20
BTH record
 [PC – LTP Layer](#) 59
BTHHEADER
 [PC accessing – LTP Layer](#) 58
[BTHHEADER – LTP Layer](#) 57
[BTree-on-Heap \(BTH\) – LTP Layer](#) 56

C

Calculated properties
 [attributes of a calculated property](#) 98
 [by object type – calculated properties](#) 99
 [calculated properties by object type](#) 99
 [calculated properties by object type – Attachment objects](#) 106
 [calculated properties by object type – embedded Message objects](#) 104
 [calculated properties by object type – Folder objects](#) 99
 [calculated properties by object type – Message objects](#) 101
 [calculated properties by object type – Message store](#) 99
 [calculated property behaviors](#) 107
 [calculated property behaviors – Behavior Descriptors for Delete operations](#) 113
 [calculated property behaviors – Behavior Descriptors for Get operations](#) 107

[calculated property behaviors – Behavior Descriptors for Set operations](#) 112
 [calculated property behaviors – interpreting the List behavior column](#) 113
 [Messaging Layer](#) 71
 [structure](#) 98
Calculated property
 [attributes – calculated properties](#) 98
[Calculated property behaviors – calculated properties](#) 107
[Change tracking](#) 194
Common data types and fields ([section 2](#) 17, [section 2](#) 17)
[Contents table – Messaging Layer](#) 75
[Conversation ID data algorithm](#) 190
[CRC calculation data algorithm](#) 180
[Cyclic encoding data algorithm](#) 179

D

[Data algorithms - PST](#) 177
Data blocks
 [anatomy of HN – LTP layer](#) 55
[Data duplication and coherency maintenance – Messaging Layer](#) 74
Data integrity
 maintaining
 [LTP layer](#) 125
 [Messaging layer](#) 135
 [NDB layer](#) 114
 [NDB Layer – basic operations](#) 115
 [NDB Layer – special considerations](#) 123
[Data organization of the Name-to-ID map – Messaging Layer](#) 86
[Data section – PST file format overview](#) 15
[Data types – property and data type definitions](#) 17
Data types and fields - common ([section 2](#) 17, [section 2](#) 17)
Delete operations
 [Behavior Descriptors for – calculated properties](#) 113
[Density List \(DList\) – PST file format overview](#) 15
Details
 [accessing the PC BTHHEADER – LTP Layer](#) 58
 [anatomy of a folder hierarchy – Messaging Layer](#) 77
 [anatomy of a PC – LTP Layer](#) 61
 [anatomy of HN data blocks – LTP layer](#) 55
 [ANSI versus Unicode – NDB Layer](#) 19
 [Attachment object PC – Messaging Layer](#) 83
 [Attachment objects – calculated properties](#) 106
 [Attachment objects – Messaging Layer](#) 81
 [Attachment Table – Messaging Layer](#) 82
 [attributes of a calculated property – calculated properties](#) 98
 [basic operations – maintaining data integrity](#) 115
 [basic queue node – Messaging Layer](#) 94

[Behavior Descriptors for Delete operations – calculated properties](#) 113
[Behavior Descriptors for Get operations – calculated properties](#) 107
[Behavior Descriptors for Set operations – calculated properties](#) 112
[BID \(Block ID\) – NDB Layer](#) 20
[blocks – NDB layer](#) 40
[BREF – NDB Layer](#) 20
[BTHHEADER – LTP Layer](#) 57
[BTree-on-Heap \(BTH\) – LTP Layer](#) 56
[calculated properties](#) 98
[calculated properties – Messaging Layer](#) 71
[calculated properties by object type – calculated properties](#) 99
[calculated property behaviors – calculated properties](#) 107
[common data types and fields \(\[section 2\]\(#\) 17, \[section 2\]\(#\) 17\)](#)
[contents table – Messaging Layer](#) 75
[data duplication and coherency maintenance – Messaging Layer](#) 74
[data organization of the Name-to-ID map – Messaging Layer](#) 86
[data types – property and data type definitions](#) 17
[embedded Message objects – calculated properties](#) 104
[Entry Stream – Messaging Layer](#) 85
[FAI contents table – Messaging Layer](#) 76
[Folder object PC – Messaging layer](#) 73
[Folder objects – calculated properties](#) 99
[folder template tables – Messaging Layer](#) 74
[Folders – Messaging layer](#) 73
[fundamental concepts – NDB Layer](#) 18
[GUID Stream – Messaging Layer](#) 85
[hash table – Messaging Layer](#) 85
[HEADER – NDB Layer](#) 23
[HID – LTP layer](#) 51
[hierarchy table – Messaging Layer](#) 74
[HN \(Heap-on-Node\) – LTP layer](#) 51
[HNBITMAPHDR – LTP Layer](#) 54
[HNHDR – LTP Layer](#) 52
[HNID – LTP Layer](#) 59
[HNPAGEHDR – LTP Layer](#) 53
[HNPAGEMAP – LTP Layer](#) 54
[IB \(Byte Index\) – NDB Layer](#) 20
[implications of modifying a folder object TC – Messaging Layer](#) 78
[implications of modifying a folder template table – Messaging Layer](#) 78
[intermediate BTH \(index\) records – LTP Layer](#) 57
[interpreting the List behavior column – calculated properties](#) 113
[leaf BTH \(data\) records – LTP Layer](#) 58
[locating the parent Folder object of a Message object – Messaging Layer](#) 80
[LTP layer – maintaining data integrity](#) 125
[LTP layer structure](#) 51
[maintaining data integrity](#) 114
[mandatory nodes – minimum PST requirements](#) 145
[mapping between EntryID and NID – Messaging layer](#) 72
[Message object PC – Messaging Layer](#) 80
[Message objects – calculated properties](#) 101
[Message objects – Messaging Layer](#) 79
[Message store – calculated properties](#) 99
[Message store – Messaging layer](#) 71
[Message store – minimum PST requirements](#) 147
[Messaging layer – maintaining data integrity](#) 135
[Messaging Layer structure](#) 69
[minimum folder hierarchy – minimum PST requirements](#) 147
[minimum object requirements – minimum PST requirements](#) 147
[minimum PST requirements](#) 145
[minimum set of required properties – Messaging layer](#) 71
[multi-valued properties – LTP Layer](#) 59
[named properties – Messaging layer](#) 71
[named property lookup map – Messaging Layer](#) 84
[NAMEID – Messaging Layer](#) 84
[Name-to-ID Map – minimum PST requirements](#) 147
[NDB layer – maintaining data integrity](#) 114
[NDB Layer structure](#) 18
[NID \(Node ID\) – NDB layer](#) 19
[nodes – NDB Layer](#) 18
[pages – NDB Layer](#) 27
[PC BTH record – LTP Layer](#) 59
[properties – Messaging layer](#) 70
[properties – property and data type definitions](#) 18
[Property Context \(PC\) – LTP Layer](#) 58
[PST password security – Messaging Layer](#) 72
[PtypObject properties](#) 60
[Recipient Table – Messaging Layer](#) 80
[relationship between Attachment Table and Attachment objects – Messaging Layer](#) 83
[ROOT – NDB Layer](#) 21
[Row Matrix – LTP Layer](#) 66
[RowIndex – LTP Layer](#) 65
[search – Messaging Layer](#) 88
[search Folder objects – Messaging Layer](#) 96
[Search Gatherer Object \(SGO\) – Messaging Layer](#) 96
[Search Management object \(SMO\) – Messaging layer](#) 95
[Search Update Descriptor \(SUD\) – Messaging Layer](#) 88
[search-related Objects – minimum PST requirements](#) 150
[special considerations – maintaining data integrity](#) 123
[special internal NIDs – Messaging layer](#) 70
[standard properties – Messaging layer](#) 70
[String Stream – Messaging Layer](#) 85
[SUDData structures – Messaging Layer](#) 91
[Table Context \(TC\) – LTP Layer](#) 62
[TCINFO – LTP Layer](#) 63

[TCOLDESC – LTP Layer](#) 64
[template Objects – minimum PST requirements](#)
148

E

[Embedded Message objects – calculated properties](#)
104

[Entry Stream – Messaging Layer](#) 85

Examples

[Sample BTH](#) 159
[Sample Data Tree](#) 157
[Sample Folder Object](#) 163
[Sample Header](#) 152
[Sample Heap-on-Node \(HN\)](#) 158
[Sample Intermediate BT Page](#) 154
[Sample Leaf BBT Page](#) 156
[Sample Leaf NBT Page](#) 155
[Sample Message Object](#) 166
[Sample Message Store](#) 160
[Sample Node Database \(NDB\)](#) 151
[Sample SLBLOCK](#) 158
[Sample TC](#) 161

F

[FAI contents table – Messaging Layer](#) 76

[Fields - vendor-extensible](#) 16

Folder hierarchy

[anatomy – Messaging Layer](#) 77
[minimum – minimum PST requirements](#) 147
[Folder object PC – Messaging layer](#) 73

Folder object TC

[implications of modifying – Messaging Layer](#) 78

[Folder objects – calculated properties](#) 99

Folder template table

[implications of modifying – Messaging Layer](#) 78

[Folder template tables – Messaging Layer](#) 74

[Folders – Messaging layer](#) 73

[Free Map \(FMap\) – PST file format overview](#) 15

[Free Page Maps \(FPMAP\) – PST file format overview](#)
16

[Fundamental concepts – NDB Layer](#) 18

G

Get operations

[Behavior Descriptors for – calculated properties](#)
107

[Glossary](#) 10

[GUID Stream – Messaging Layer](#) 85

H

[Hash table – Messaging Layer](#) 85

[HEADER – NDB Layer](#) 23

[Header – PST file format overview](#) 14

[HID – LTP layer](#) 51

[Hierarchy table – Messaging Layer](#) 74

[HN \(Heap-on-Node\) – LTP layer](#) 51

HN data blocks

[anatomy – LTP layer](#) 55

[HNBITMAPHDR – LTP Layer](#) 54

[HNHDR – LTP Layer](#) 52

[HNID – LTP Layer](#) 59

[HNPAGEHDR – LTP Layer](#) 53

[HNPAGEMAP – LTP Layer](#) 54

I

[IB \(Byte Index\) – NDB Layer](#) 20

[Implications of modifying a folder object TC –
Messaging Layer](#) 78

[Implications of modifying a folder template table –
Messaging Layer](#) 78

[Informative references](#) 11

[Intermediate BTH \(index\) records – LTP Layer](#) 57

[Interpreting the List behavior column – calculated
properties](#) 113

[Introduction](#) 10

L

[Leaf BTH \(data\) records – LTP Layer](#) 58

List behavior column

[interpreting – calculated properties](#) 113

Lists

Tables

[and Properties layer overview](#) 12

[Localization](#) 16

[Locating the parent Folder object of a Message
object – Messaging Layer](#) 80

[Logical architecture of a PST file
overview](#) 11

LTP layer

[BTree-on-Heap \(BTH\)](#) 56

[BTree-on-Heap \(BTH\) - BTHHEADER](#) 57

[BTree-on-Heap \(BTH\) - intermediate BTH \(index\)
records](#) 57

[BTree-on-Heap \(BTH\) - leaf BTH \(data\) records](#)
58

[HN \(Heap-on-Node\)](#) 51

[HN \(Heap-on-Node\) - anatomy of HN data blocks](#)
55

[HN \(Heap-on-Node\) - HID](#) 51

[HN \(Heap-on-Node\) - HNBITMAPHDR](#) 54

[HN \(Heap-on-Node\) - HNHDR](#) 52

[HN \(Heap-on-Node\) - HNPAGEHDR](#) 53

[HN \(Heap-on-Node\) - HNPAGEMAP](#) 54

[maintaining data integrity](#) 125

[operations](#) 125

[overview](#) 12

[Property Context \(PC\)](#) 58

[Property Context \(PC\) - accessing the PC](#)

[BTHHEADER](#) 58

[Property Context \(PC\) - anatomy of a PC](#) 61

[Property Context \(PC\) - HNID](#) 59

[Property Context \(PC\) - multi-valued properties](#)
59

[Property Context \(PC\) - PC BTH record](#) 59
[structure](#) 51

[Table Context \(TC\)](#) 62

[Table Context \(TC\) – Row Matrix](#) 66

[Table Context \(TC\) - RowIndex](#) 65

[Table Context \(TC\) - TCINFO](#) 63
[Table Context \(TC\) - TCOLDESC](#) 64

M

Maintaining data integrity

[LTP layer](#) 125
[Messaging layer](#) 135
[NDB layer](#) 114
[NDB Layer – basic operations](#) 115
[NDB Layer – special considerations](#) 123

Maintaining data integrity structure

 114

Mandatory nodes – minimum PST requirements

 145

Mapping between EntryID and NID – Messaging layer

 72

Message object PC – Messaging Layer

 80

Message objects

[calculated properties](#) 101
[Messaging Layer](#) 79

Message store

[calculated properties](#) 99
[Messaging layer](#) 71
[minimum PST requirements](#) 147

Messaging layer

[Attachment objects](#) 81
[Attachment objects – Attachment object PC](#) 83
[Attachment objects – Attachment Table](#) 82
[Attachment objects – relationship between Attachment Table and Attachment objects](#) 83
[Folders](#) 73
[Folders – anatomy of a folder hierarchy](#) 77
[Folders – contents table](#) 75
[Folders – data duplication and coherency maintenance](#) 74
[Folders – FAI contents table](#) 76
[folders – Folder object PC](#) 73
[Folders – folder template tables](#) 74
[Folders – hierarchy table](#) 74
[Folders – implications of modifying a folder object TC](#) 78
[Folders – implications of modifying a folder template table](#) 78
[maintaining data integrity](#) 135
[Message objects](#) 79
[Message objects – locating the parent Folder object of a Message object](#) 80
[Message objects – Message object PC](#) 80
[Message objects – Recipient Table](#) 80
[message store](#) 71
[message store – mapping between EntryID and NID](#) 72
[message store – minimum set of required properties](#) 71
[Message store – PST password security](#) 72
[named property lookup map](#) 84
[named property lookup map – data organization of the Name-to-ID map](#) 86
[named property lookup map – Entry Stream](#) 85
[named property lookup map – GUID Stream](#) 85
[named property lookup map – hash table](#) 85
[named property lookup map – NAMEID](#) 84
[named property lookup map – String Stream](#) 85

[operations](#) 135
[overview](#) 13
[properties](#) 70
[properties – calculated properties](#) 71
[properties – named properties](#) 71
[properties – standard properties](#) 70
[search](#) 88
[search – basic queue node](#) 94
[search – search Folder objects](#) 96
[search – Search Gatherer Object \(SGO\)](#) 96
[search – Search Management object \(SMO\)](#) 95
[search – Search Update Descriptor \(SUD\)](#) 88
[search – SUDData structures](#) 91
[special internal NIDs](#) 70
[structure](#) 69

Messaging layer overview

 13

Minimum folder hierarchy – minimum PST requirements

 147

Minimum object requirements – minimum PST requirements

 147

Minimum PST requirements

[mandatory nodes](#) 145
[minimum folder hierarchy](#) 147
[minimum object requirements](#) 147
[minimum object requirements – Message store](#) 147
[minimum object requirements – Name-to-ID Map](#) 147
[minimum object requirements – search-related Objects](#) 150
[minimum object requirements – template Objects](#) 148
[structure](#) 145

Minimum set of required properties – Messaging layer

 71

Multi-valued properties – LTP Layer

 59

N

[Named properties – Messaging layer](#) 71
[Named property lookup map – Messaging Layer](#) 84
[NAMEID – Messaging Layer](#) 84
[Name-to-ID map](#)
[data organization – Messaging Layer](#) 86
[Name-to-ID Map – minimum PST requirements](#) 147

NDB layer

[data structures - BID \(Block ID\)](#) 20
[data structures - blocks](#) 40
[data structures - BREF](#) 20
[data structures - HEADER](#) 23
[data structures - IB \(Byte Index\)](#) 20
[data structures - NID \(Node ID\)](#) 19
[data structures - pages](#) 27
[data structures - ROOT](#) 21
[fundamental concepts](#) 18
[fundamental concepts - ANSI versus Unicode](#) 19
[fundamental concepts - nodes](#) 18
[maintaining data integrity](#) 114
[operations and special considerations](#) 114
[overview](#) 11
[structure](#) 18
[NID \(Node ID\) – NDB layer](#) 19

[Node Database layer overview](#) 11
Nodes
 [mandatory – minimum PST requirements](#) 145
 [NDB Layer](#) 18
[Normative references](#) 10

O

Object requirements
 [minimum – minimum PST requirements](#) 147
Operations
 [basic – maintaining data integrity](#) 115
Overview
 [Allocation Map \(AMap\) – PST file format](#) 15
 [data section – PST file format](#) 15
 [Density List \(DList\) – PST file format](#) 15
 [Free Map \(FMap\) – PST file format](#) 15
 [Free Page Maps \(FPMMap\) – PST file format](#) 16
 [header – PST file format](#) 14
 [logical architecture of a PST file](#) 11
 [LTP layer](#) 12
 [Messaging layer](#) 13
 [NDB layer](#) 11
 [Page Map \(PMap\) – PST file format](#) 15
 [physical organization of the PST file format](#) 13
 [reserved data – PST file format](#) 15
[Overview \(synopsis\)](#) 11

P

[Page Map \(PMap\) – PST file format overview](#) 15
[Pages – NDB Layer](#) 27
PC
 [anatomy of a – LTP Layer](#) 61
[PC BTH record – LTP Layer](#) 59
[Permutative encoding data algorithm](#) 177
Physical organization of the PST file format
 [overview](#) 13
[Product behavior](#) 192
Properties
 [Messaging layer](#) 70
 [property and data type definitions](#) 18
Property and data type definitions
 [data types](#) 17
 [properties](#) 18
[Property Context \(PC\) – LTP Layer](#) 58
PST data algorithms
 [block signature](#) 191
 [Conversation ID](#) 190
 [CRC calculation](#) 180
 [cyclic encoding](#) 179
 [overview](#) 177
 [permutative encoding](#) 177
PST file
 [Allocation Map \(AMap\)](#) 15
 [data section](#) 15
 [Density List \(DList\)](#) 15
 [Free Map \(FMap\)](#) 15
 [Free Page Map \(FPMMap\)](#) 16
 [header](#) 14
 [logical architecture](#) 11
 [LTP layer](#) 12

[Messaging layer](#) 13
[NDB layer](#) 11
[Page Map \(PMap\)](#) 15
[physical organization of the PST file format](#) 13
[reserved data](#) 15
[PST password security – Messaging Layer](#) 72
PST requirements
 minimum
 [mandatory nodes](#) 145
 [minimum folder hierarchy](#) 147
 [minimum object requirements](#) 147
 [minimum object requirements – Message store](#) 147
 [minimum object requirements – Name-to-ID Map](#) 147
 [minimum object requirements – search-related Objects](#) 150
 [minimum object requirements – template Objects](#) 148
[PtypObject properties](#) 60

R

[Recipient Table – Messaging Layer](#) 80
[References](#) 10
 [informative](#) 11
 [normative](#) 10
[Relationship between Attachment Table and Attachment objects – Messaging Layer](#) 83
[Relationship to protocols and other structures](#) 16
[Reserved data – PST file format overview](#) 15
[ROOT – NDB Layer](#) 21
[Row Matrix – LTP Layer](#) 66
[RowIndex – LTP Layer](#) 65

S

[Sample BTH example](#) 159
[Sample Data Tree example](#) 157
[Sample Folder Object example](#) 163
[Sample Header example](#) 152
[Sample Heap-on-Node \(HN\) example](#) 158
[Sample Intermediate BT Page example](#) 154
[Sample Leaf BBT Page example](#) 156
[Sample Leaf NBT Page example](#) 155
[Sample Message Object example](#) 166
[Sample Message Store example](#) 160
[Sample Node Database \(NDB\) example](#) 151
[Sample SLBLOCK example](#) 158
[Sample TC example](#) 161
[Search – Messaging Layer](#) 88
[Search Folder objects – Messaging Layer](#) 96
[Search Gatherer Object \(SGO\) – Messaging Layer](#) 96
[Search Management object \(SMO\) – Messaging layer](#) 95
[Search Update Descriptor \(SUD\) – Messaging Layer](#) 88
[Search-related Objects – minimum PST requirements](#) 150
Security
 [strength of encoded pst data blocks](#) 176

[strength of pst password](#) 176

Set operations

- [Behavior Descriptors for – calculated properties](#) 112
- [Special considerations – maintaining data integrity](#) 123
- [Special internal NIDs – Messaging layer](#) 70
- [Standard properties – Messaging layer](#) 70
- [String Stream – Messaging Layer](#) 85

Structure overview

- [Allocation Map \(AMap\) – PST file format](#) 15
- [data section – PST file format](#) 15
- [Density List \(DList\) – PST file format](#) 15
- [Free Map \(FMap\) – PST file format](#) 15
- [Free Page Maps \(FPMMap\) – PST file format](#) 16
- [header – PST file format](#) 14
- [LTP layer](#) 12
- [Messaging layer](#) 13
- [NDB layer](#) 11
- [Page Map \(PMap\) – PST file format](#) 15
- [PST file – logical architecture](#) 11
- [PST file – physical organization of the PST file format](#) 13
- [reserved data – PST file format](#) 15

Structures

- [calculated properties](#) 98
- [LTP layer](#) 51
- [maintaining data integrity](#) 114
- [Messaging Layer](#) 69
- [minimum PST requirements](#) 145
- [NDB Layer](#) 18
- overview ([section 2](#) 17, [section 2](#) 17)
- [SUDData structures – Messaging Layer](#) 91

T

- [Table Context \(TC\) – LTP Layer](#) 62
- [TCINFO – LTP Layer](#) 63
- [TCOLDESC – LTP Layer](#) 64
- [Template Objects – minimum PST requirements](#) 148
- [Tracking changes](#) 194

U

- [Unicode versus ANSI – NDB Layer](#) 19

V

- [Vendor-extensible fields](#) 16
- [Versioning](#) 16