

[MS-OXOCFG]: Configuration Information Protocol Specification

Intellectual Property Rights Notice for Open Specifications Documentation

- **Technical Documentation.** Microsoft publishes Open Specifications documentation for protocols, file formats, languages, standards as well as overviews of the interaction among each of these technologies.
- **Copyrights.** This documentation is covered by Microsoft copyrights. Regardless of any other terms that are contained in the terms of use for the Microsoft website that hosts this documentation, you may make copies of it in order to develop implementations of the technologies described in the Open Specifications and may distribute portions of it in your implementations using these technologies or your documentation as necessary to properly document the implementation. You may also distribute in your implementation, with or without modification, any schema, IDL's, or code samples that are included in the documentation. This permission also applies to any documents that are referenced in the Open Specifications.
- **No Trade Secrets.** Microsoft does not claim any trade secret rights in this documentation.
- **Patents.** Microsoft has patents that may cover your implementations of the technologies described in the Open Specifications. Neither this notice nor Microsoft's delivery of the documentation grants any licenses under those or any other Microsoft patents. However, a given Open Specification may be covered by Microsoft's Open Specification Promise (available here: <http://www.microsoft.com/interop/osp>) or the Community Promise (available here: <http://www.microsoft.com/interop/cp/default.mspx>). If you would prefer a written license, or if the technologies described in the Open Specifications are not covered by the Open Specifications Promise or Community Promise, as applicable, patent licenses are available by contacting iplq@microsoft.com.
- **Trademarks.** The names of companies and products contained in this documentation may be covered by trademarks or similar intellectual property rights. This notice does not grant any licenses under those rights.

Reservation of Rights. All other rights are reserved, and this notice does not grant any rights other than specifically described above, whether by implication, estoppel, or otherwise.

Tools. The Open Specifications do not require the use of Microsoft programming tools or programming environments in order for you to develop an implementation. If you have access to Microsoft programming tools and environments you are free to take advantage of them. Certain Open Specifications are intended for use in conjunction with publicly available standard specifications and network programming art, and assumes that the reader either is familiar with the aforementioned material or has immediate access to it.

Revision Summary

Date	Revision History	Revision Class	Comments
04/04/2008	0.1	Major	Initial Availability.
04/25/2008	0.2	Minor	Revised and updated property names and other technical content.
06/27/2008	1.0	Major	Initial Release.
08/06/2008	1.0.1	Editorial	Revised and edited technical content.
09/03/2008	1.0.2	Editorial	Revised and edited technical content.
12/03/2008	1.0.3	Editorial	Revised and edited technical content.
04/10/2009	2.0	Major	Updated technical content for new product releases.
07/15/2009	3.0	Major	Revised and edited for technical content.
11/04/2009	3.1.0	Minor	Updated the technical content.

Table of Contents

1 Introduction	7
1.1 Glossary.....	7
1.2 References.....	8
1.2.1 Normative References	8
1.2.2 Informative References	9
1.3 Protocol Overview	10
1.3.1 Configuration Data	10
1.3.2 View Definitions	10
1.3.3 Folder Flags	11
1.3.4 Conversation Actions.....	11
1.3.5 Navigation Shortcuts	11
1.4 Relationship to Other Protocols.....	11
1.5 Prerequisites/Preconditions.....	12
1.6 Applicability Statement.....	12
1.7 Versioning and Capability Negotiation.....	12
1.8 Vendor-Extensible Fields	13
1.9 Standards Assignments	13
2 Messages	14
2.1 Transport.....	14
2.2 Message Syntax.....	14
2.2.1 XML Format.....	14
2.2.2 Binary Format.....	15
2.2.3 Configuration Data	15
2.2.3.1 Dictionaries.....	16
2.2.3.1.1 Calendar Options.....	19
2.2.3.2 XML Streams.....	20
2.2.3.2.1 Working Hours	20
2.2.3.2.2 Category List.....	24
2.2.3.2.3 Retention and Archive Settings.....	30
2.2.4 View Definitions	34
2.2.4.1 PidTagViewDescriptorBinary	34
2.2.4.1.1 ColumnPacket.....	37
2.2.4.1.2 RestrictionPacket.....	39
2.2.4.1.3 RestrictionBlock	39
2.2.4.1.3.1 PropValue	41
2.2.4.1.3.2 Logical AND Condition	46
2.2.4.1.3.3 Logical OR Condition	47
2.2.4.1.3.4 Logical NOT Condition	47
2.2.4.1.3.5 Content Condition	48
2.2.4.1.3.6 Property Condition	50
2.2.4.1.3.7 Compare Properties Condition	51
2.2.4.1.3.8 Bit Mask Condition	51
2.2.4.1.3.9 Size Condition	52
2.2.4.1.3.10 Exist Condition.....	53
2.2.4.1.3.11 SubObject Condition.....	53
2.2.4.1.3.12 Comment Condition.....	54
2.2.4.2 PidTagViewDescriptorStrings	56
2.2.5 Folder Flags	56
2.2.6 Conversation Actions.....	59

2.2.6.1	PidLidConversationActionLastAppliedTime	59
2.2.6.2	PidLidConversationActionMaxDeliveryTime	59
2.2.6.3	PidLidConversationActionMoveFolderEid	59
2.2.6.4	PidLidConversationActionMoveStoreEid	60
2.2.6.5	PidLidConversationActionVersion	60
2.2.6.6	PidNameKeywords.....	60
2.2.6.7	PidTagConversationIndex	60
2.2.6.8	PidTagMessageClass.....	61
2.2.6.9	PidTagSubject.....	61
2.2.7	Navigation Shortcuts	61
2.2.7.1	PidTagMessageClass.....	61
2.2.7.2	PidTagNormalizedSubject	61
2.2.7.3	PidTagWlinkGroupHeaderID.....	61
2.2.7.4	PidTagWlinkSaveStamp	62
2.2.7.5	PidTagWlinkType.....	62
2.2.7.6	PidTagWlinkFlags	62
2.2.7.7	PidTagWlinkOrdinal	63
2.2.7.8	PidTagWlinkEntryId	63
2.2.7.9	PidTagWlinkRecordKey.....	63
2.2.7.10	PidTagWlinkStoreEntryId	63
2.2.7.11	PidTagWlinkFolderType.....	63
2.2.7.12	PidTagWlinkGroupClsid.....	64
2.2.7.13	PidTagWlinkGroupName	64
2.2.7.14	PidTagWlinkSection	64
2.2.7.15	PidTagWlinkCalendarColor.....	64
2.2.7.16	PidTagWlinkAddressBookEID	65
2.2.7.17	PidTagWlinkAddressBookStoreEID	65
2.2.7.18	PidTagWlinkClientID.....	65
2.2.7.19	PidTagWlinkROGroupType	66

3 Protocol Details..... 67

3.1	Client Details.....	67
3.1.1	Abstract Data Model.....	67
3.1.2	Timers	67
3.1.3	Initialization.....	67
3.1.3.1	Navigation Shortcuts.....	67
3.1.4	Higher-Layer Triggered Events	67
3.1.4.1	Reading Configuration Data.....	67
3.1.4.1.1	Reading Dictionaries.....	68
3.1.4.1.2	Reading Working Hours.....	69
3.1.4.1.3	Reading Category List.....	69
3.1.4.2	Writing Configuration Data	69
3.1.4.2.1	Writing Dictionaries.....	70
3.1.4.2.2	Writing Working Hours	70
3.1.4.2.3	Writing Category List.....	70
3.1.4.3	Writing View Definitions	71
3.1.4.4	Reading Folder Flags.....	72
3.1.4.4.1	Reading ExtendedFolderFlags	72
3.1.4.4.2	Reading SearchFolderID.....	72
3.1.4.4.3	Reading ToDoFolderVersion.....	72
3.1.4.5	Writing Folder Flags	72
3.1.4.5.1	Writing ExtendedFolderFlags	72
3.1.4.5.2	Writing SearchFolderID	73

3.1.4.5.3	Writing ToDoFolderVersion	73
3.1.4.6	Applying a category to a Message.....	73
3.1.4.7	Performing a Conversation Action.....	73
3.1.4.8	Reading Navigation Shortcuts.....	75
3.1.4.9	Writing Navigation Shortcuts	75
3.1.4.9.1	Group Headers.....	75
3.1.4.9.2	Shortcuts	75
3.1.5	Message Processing Events and Sequencing Rules	76
3.1.5.1	Processing a Conversation Action on Incoming E-mail Objects.....	76
3.1.5.1.1	Duplicate Detection for Conversation Action Processing.....	77
3.1.5.2	Processing a Conversation Action on Outgoing E-mail Objects.....	77
3.1.6	Timer Events.....	78
3.1.6.1	Expiration of Conversation Actions.....	78
3.1.7	Other Local Events	78
3.2	Server Details.....	78
3.2.1	Abstract Data Model.....	78
3.2.2	Timers	78
3.2.3	Initialization	78
3.2.4	Higher-Layer Triggered Events	78
3.2.4.1	Reading Configuration Data	78
3.2.4.1.1	Reading Working Hours	78
3.2.4.1.2	Reading Category List	78
3.2.4.2	Writing Configuration Data	79
3.2.4.3	Reading View Definitions	79
3.2.4.4	Reading Folder Flags	79
3.2.4.4.1	Reading ExtendedFolderFlags	79
3.2.4.4.2	Reading SearchFolderID.....	79
3.2.4.5	Writing Folder Flags	79
3.2.4.5.1	Writing ExtendedFolderFlags	79
3.2.4.5.2	Writing ToDoFolderVersion	79
3.2.4.6	Applying a category to a Message.....	79
3.2.5	Message Processing Events and Sequencing Rules	80
3.2.5.1	Processing a Change to a Conversation Action FAI Message	80
3.2.5.2	Processing a Conversation Action on Incoming E-mail Objects.....	80
3.2.5.3	Processing a Conversation Action on Outgoing E-mail Objects.....	81
3.2.6	Timer Events.....	81
3.2.7	Other Local Events	81
4	Protocol Examples	82
4.1	Configuration Data	82
4.1.1	Dictionaries.....	82
4.1.2	Working Hours	82
4.1.3	Category List.....	83
4.2	View Definitions	84
4.2.1	PidTagViewDescriptorBinary	85
4.2.1.1	Blank Column.....	87
4.2.1.2	Column "Importance".....	88
4.2.1.3	Column "Reminder".....	89
4.2.1.4	Column "Icon".....	90
4.2.1.5	Column "Flag Status"	90
4.2.1.6	Column "Attachment"	91
4.2.1.7	Column "From".....	91
4.2.1.8	Column "Subject".....	91

4.2.1.9	Column "Received"	92
4.2.1.10	Column "Size"	92
4.2.1.11	Column "Categories"	92
4.2.2	PidTagViewDescriptorStrings	93
4.3	Conversation Actions	93
4.3.1	A Categorized and Moved Conversation Action	93
4.4	Navigation Shortcut	95
4.4.1	Group Header	95
4.4.2	Navigation Shortcut	95
5	Security	97
5.1	Security Considerations for Implementers	97
5.2	Index of Security Parameters	97
6	Appendix A: Product Behavior	98
7	Change Tracking	101
8	Index	106

1 Introduction

The Configuration Information protocol allows a client to share overlapping application settings with a server. Where appropriate, it can also be used to change the configuration of a feature on the client from the server or vice versa.

1.1 Glossary

The following terms are defined in [\[MS-OXGLOS\]](#):

- actions**
- appointment**
- Archive Policy**
- ASCII**
- attendee**
- Calendar object**
- code page**
- collection**
- condition**
- Contact object**
- conversation action**
- Coordinated Universal Time (UTC)**
- dictionary**
- E-mail object**
- Entry ID**
- FAI contents table**
- folder**
- folder associated information (FAI)**
- Free/busy**
- Group header**
- GUID**
- handle**
- Inbox folder**
- IPM**
- little-endian**
- Journal object**
- Meeting Request object**
- Meeting Response object**
- message**
- navigation shortcut**
- non-Unicode**
- Note object**
- permissions**
- property**
- property ID**
- restriction**
- Retention Policy**
- Root folder**
- row**
- rule**
- special folder**
- state**
- store**
- Stream object**

subobject
table
Task object
Unicode
WebDAV
XML

The following terms are specific to this document:

Category List: A type of configuration data that contains a list of textual labels with associated data such as color. Other attributes of a category include a shortcut key that can be used to quickly apply a category, a usage counter, the last time the category was applied or used by the user, and a GUID.

Configuration Data: A group of application settings. Each group is uniquely identified by the folder that contains the group, the name of the group, and whether the group is contained in the dictionary or XML stream.

Folder Flags: A collection of subproperties on a folder that are stored together in a single property. This requires that all the subproperties are always read or written together.

Subproperty: A binary stream property that is embedded in another property, possibly along with other subproperties.

Tags list: A type of **configuration data** that contains a list of settings for a **Retention Policy** or **Archive Policy**.

View: A UI mechanism that displays a table of the messages in a folder.

View definition: A collection of parameters for a view. These parameters include the display names of the columns and the properties that they contain. These parameters include any of the following:

- The set of properties that the application uses to split the rows into groups with collapsible header rows on each group.
- The set of properties that the application uses to sub-sort the rows within any groups that are included.
- A restriction that the application uses to filter the set of rows in the table.

Working hours: A type of configuration data that consists of structured data that describes the user's preferred working hour pattern. The structure includes the start time, end time, and days of the week of the user's working hours. To enable translation between time zones, the structure also includes a description of the user's home time zone, including the offset from UTC and any rules that describe a daylight saving time transition

MAY, SHOULD, MUST, SHOULD NOT, MUST NOT: These terms (in all caps) are used as described in [\[RFC2119\]](#). All statements of optional behavior use either MAY, SHOULD, or SHOULD NOT.

1.2 References

1.2.1 Normative References

We conduct frequent surveys of the normative references to assure their continued availability. If you have any issue with finding a normative reference, please contact dochelp@microsoft.com. We

will assist you in finding the relevant information. Please check the archive site, <http://msdn2.microsoft.com/en-us/library/E4BD6494-06AD-4aed-9823-445E921C9624>, as an additional source.

[MS-DTYP] Microsoft Corporation, "Windows Data Types", March 2007, <http://go.microsoft.com/fwlink/?LinkId=111558>.

[MS-OXCDATA] Microsoft Corporation, "[Data Structures](#)", June 2008.

[MS-OXCFOLD] Microsoft Corporation, "[Folder Object Protocol Specification](#)", June 2008.

[MS-OXCICAL] Microsoft Corporation, "[iCalendar to Appointment Object Conversion Protocol Specification](#)", June 2008.

[MS-OXCMSG] Microsoft Corporation, "[Message and Attachment Object Protocol Specification](#)", June 2008.

[MS-OXCPRPT] Microsoft Corporation, "[Property and Stream Object Protocol Specification](#)", June 2008.

[MS-OXCROPS] Microsoft Corporation, "[Remote Operations \(ROP\) List and Encoding Protocol Specification](#)", June 2008.

[MS-OXCRPC] Microsoft Corporation, "[Wire Format Protocol Specification](#)", June 2008.

[MS-OXCTABL] Microsoft Corporation, "[Table Object Protocol Specification](#)", June 2008.

[MS-OXGLOS] Microsoft Corporation, "[Exchange Server Protocols Master Glossary](#)", June 2008.

[MS-OXOABK] Microsoft Corporation, "[Address Book Object Protocol Specification](#)", June 2008.

[MS-OXOCAL] Microsoft Corporation, "[Appointment and Meeting Object Protocol Specification](#)", June 2008.

[MS-OXOFLAG] Microsoft Corporation, "[Informational Flagging Protocol Specification](#)", June 2008.

[MS-OXORMDR] Microsoft Corporation, "[Reminder Settings Protocol Specification](#)", June 2008.

[MS-OXORULE] Microsoft Corporation, "[E-Mail Rules Protocol Specification](#)", June 2008.

[MS-OXOSFLD] Microsoft Corporation, "[Special Folders Protocol Specification](#)", June 2008.

[MS-OXOSRCH] Microsoft Corporation, "[Search Folder List Configuration Protocol Specification](#)", June 2008.

[MS-OXPROPS] Microsoft Corporation, "[Exchange Server Protocols Master Property List](#)", June 2008.

[RFC2119] Bradner, S., "Key words for use in RFCs to Indicate Requirement Levels", BCP 14, RFC 2119, March 1997, <http://www.ietf.org/rfc/rfc2119.txt>.

[XMLBase] W3C, "XML Base", June 2001, <http://www.w3.org/TR/xmlbase/>.

1.2.2 Informative References

None.

1.3 Protocol Overview

Clients and servers might need to share some settings with one another. For example, if a user has configured a client with his preferred **working hours**, both the client and the server might use those settings to help choose optimal times for new **appointments** on the user's schedule.

Other settings can be used by the client to change the behavior of a server feature, and vice versa. An example of this would be when the server and clients have mutually exclusive features, and only one of them can be enabled at a time. Storing the state of the client feature in a shared location would allow the server to disable its corresponding feature, and vice versa.

The Configuration Information protocol specifies the settings that are shared between clients and servers, and the manner in which the settings are shared. The settings are divided into the following categories, each of which uses a different mechanism for sharing:

- **configuration data**
- **view definitions**
- **folder flags**
- **conversation actions**
- **navigation shortcuts**

In addition to the settings that are defined in the Configuration Information protocol, the client or server might store additional, non-interoperable settings for the use of the respective application in a similar way. Despite the fact that the settings use a similar storage mechanism, they are not part of the Configuration Information protocol when they are only used by a single application.

1.3.1 Configuration Data

Configuration data consists of groups of related application settings. Each group of settings is stored together in separate **stream properties** that are set on **FAI messages**.

The streams can contain a serialized **dictionary** of name-value pairs that allow access to individual settings by name. The dictionary is serialized using an **XML** schema that is common to all dictionary streams. Most simple settings use this type of stream.

For more structured data, such as the user's preferred working hours, the streams can contain an XML **document** that uses an arbitrary schema that corresponds to the structure of the data. The settings that use an arbitrary XML stream include the user's preferred working hours, which can be used by the client and server to make improved scheduling suggestions for that user, and the user's customized **category list**, which allows the user to build a list of commonly used message categories and assign color values to those categories.

1.3.2 View Definitions

View definitions can be created by the client to make additional, user-defined **view** settings available to the server. These settings consist of column descriptions, including column header names and sizes, groupings, sort orders, and an optional **restriction**. The data is stored in several stream properties in an FAI message.

1.3.3 Folder Flags

Folder Flags consist of a **collection** of small properties. These properties are packed into a single binary property on a **folder**. The primary purpose of the folder flags is to store Boolean flags that affect the way that the folder can be displayed.

The folder flags can also be used to store additional properties, such as a unique identifier for the folder that can be used to associate it with a specific feature, or with a description of that folder that has been saved elsewhere.

1.3.4 Conversation Actions

Conversation actions are a limited set of **actions** that a user applies to all **E-mail objects**, currently in the **store** or delivered in the future, that share the same [PidTagConversationId](#). Unlike **rules** (specified in [\[MS-OXORULE\]](#)), at most one conversation action applies to any given E-mail object, and conversation actions can be automatically deleted after a certain period of disuse.

A conversation action can be a combination of any of the following actions:

- Ignore
- Move to folder
- Categorize

1.3.5 Navigation Shortcuts

Navigation shortcuts are objects that contain identifying information to locate a folder in a **message database (MDB)**. Clients can use navigation shortcuts to provide quick access to particular folders via the client's user interface.

1.4 Relationship to Other Protocols

The Configuration Information protocol works with the Folder Object protocol [\[MS-OXCFOLD\]](#), the Message and Attachment object protocol [\[MS-OXCMSG\]](#), the Special Folders protocol [\[MS-OXOSFLD\]](#), the Property and Stream Object protocol [\[MS-OXCPRPT\]](#), and the Table Object protocol [\[MS-OXCTABL\]](#). Figure 1 shows the relationship between these protocols.

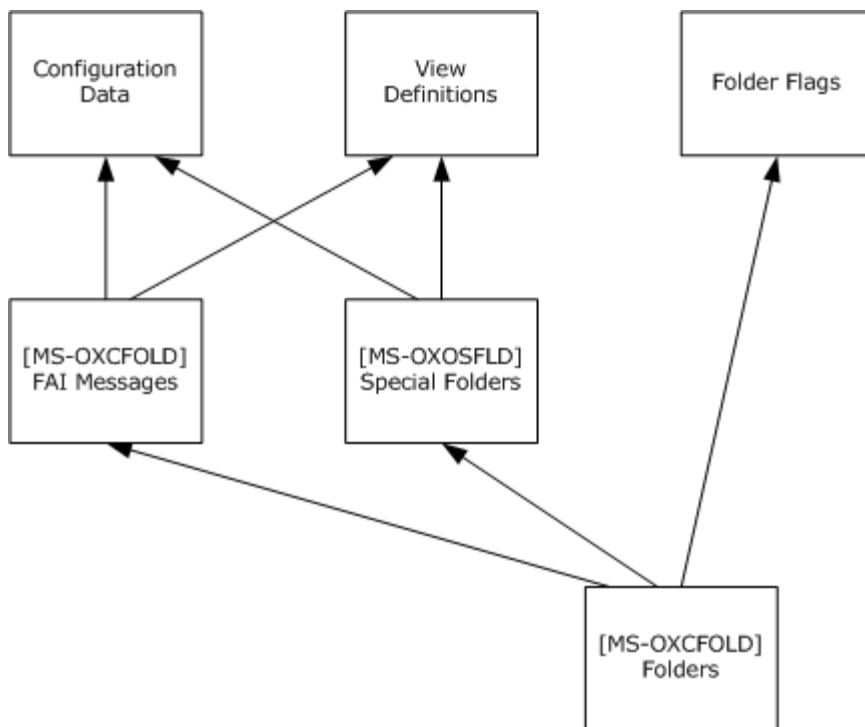


Figure 1: Protocol Stack

The configuration data and view definitions components of the Configuration Information protocol use FAI messages [MS-OXCFOLD] as the transport. The FAI messages are sometimes contained in a **special folder**; therefore, these components need to use the special folders protocol [MS-OXOSFLD]. The configuration data and view definitions are retrieved from properties on the FAI messages using [MS-OXCPRPT].

The folder flags component uses a binary property that is stored on the folder itself. The transport for folder flags is defined in the folders protocol [MS-OXCFOLD].

1.5 Prerequisites/Preconditions

The Configuration Information protocol assumes that the client has previously logged on to the server.

1.6 Applicability Statement

Clients and servers can use the Configuration Information protocol to share application settings when each application implements a similar feature with the same settings. Each application can also use this protocol to communicate the **state** of its own features, where that state affects the state of related features in the other application.

Clients can also use this protocol to synchronize application settings between multiple instances of the client that are connected to the same server.

1.7 Versioning and Capability Negotiation

This document specifies versioning issues in the following areas:

- Capability negotiation -The client first checks the version number returned by the server in the results from **EcDoConnectEx**, as specified in [\[MS-OXCRPC\]](#). If the server returns a version that is greater than or equal to 14.0.324.0, then the client never deletes the conversation action FAI message (section [3.1.4.7](#)) and disables almost all processing of incoming E-mail objects (see section [3.1.5.1](#)).

1.8 Vendor-Extensible Fields

A third-party application can store its own settings using FAI messages by specifying its own custom **PtypString** for the value of the [PidTagMessageClass](#) **PtypString** property. A centralized authority that ensures uniqueness of the [PidTagMessageClass](#) **PtypString** property across different applications does not exist.

1.9 Standards Assignments

None.

2 Messages

The following data types are specified in [\[MS-DTYP\]](#):

ULONG

WORD

The following data types are specified in [\[MS-OXCDATA\]](#) section 2.12.1:

PtypBinary

PtypBoolean

PtypCurrency

PtypErrorCode

PtypFloating64

PtypFloatingTime

PtypGuid

PtypInteger16

PtypInteger32

PtypString

PtypString8

PtypTime

2.1 Transport

The following sections specify how Configuration Information protocol messages use properties and streams [\[MS-OXCPRPT\]](#) that have been set on FAI messages or folders [\[MS-OXCFOLD\]](#) as the underlying transport.

2.2 Message Syntax

The following sections specify the location and format of the property and stream buffers that are specific to the Configuration Information protocol.

2.2.1 XML Format

The supported XML format to be read and written as configuration data in this protocol is a subset of the W3C recommendation [\[XMLBase\]](#).

Applications MUST NOT depend on support for namespaces [\[XMLBase\]](#).

Applications MUST NOT output XML with namespaces except to declare the default namespace if specified in this protocol.

Applications MUST remove namespace prefixes from any qualified name in the default namespace.

Applications MUST escape the following special characters within quoted strings:

Special Character	Escape Sequence
"	"
<	<
>	>
&	&

Applications SHOULD escape the following special characters within quoted strings: [<1>](#)

Special Character	Escape Sequence
'	'

2.2.2 Binary Format

Unless otherwise specified, the application serializes multi-byte data types into binary streams using the **little-endian** byte order.

2.2.3 Configuration Data

The client and server SHOULD store certain settings as **configuration data**.[<2>](#) The format and location of the **configuration data**, as well as which settings it can include, are defined in the following subsections.

The application stores **configuration data** in an FAI message. The application stores the FAI message in the special folder that is defined in the following sections for each type of **configuration data**.

The message MUST have the [PidTagMessageClass](#) **PtypString property set**. The value of the property MUST use the prefix "IPM.Configuration." followed by a name that uniquely identifies this FAI message in that folder.

The message MUST have the [PidTagRoamingDatatypes](#) **PtypInteger32** property set. The value of the property MUST be a bitmask that indicates which stream properties exist on the message. The streams types, and thus the flags, are not mutually exclusive. The bitmasks are as follows:

0	1	2	3	4	5	6	7	8	9	10	11	12	13	14	15	16	17	18	19	20	21	22	23	24	25	26	27	28	29	30	31
Reserved																													a	b	c

Reserved (29 bits): These bits are unused. They SHOULD be set to 0. The client and server MUST ignore these bits if they are set.

- a (1 bit):** If this bit is set, the FAI message SHOULD contain a dictionary stream, serialized into a fixed **XML schema** and stored in the [PidTagRoamingDictionary](#) stream property. These streams are defined in section [2.2.3.1](#). If the FAI message does not contain a dictionary stream, the application MUST treat the dictionary as having no entries.
- b (1 bit):** If this bit is set, the FAI message contains an XML stream stored in the [PidTagRoamingXmlStream](#) stream property that uses an arbitrary XML schema. These streams are defined in section [2.2.3.2](#).
- c (1 bit):** This bit is unused. It SHOULD be set to 0. The client and server MUST ignore this flag if it is set.

2.2.3.1 Dictionaries

A message with a dictionary stream MUST have the [PidTagRoamingDatatypes](#) **PtypInteger32** property set. The value of the property MUST be a bitmask that includes 0x00000004.

The message MUST have the [PidTagRoamingDictionary](#) stream property set. The value of the property is a binary stream that contains a **Unicode** XML document using the UTF8 encoding. The XML document MUST conform to the following **XSD** schema, in addition to the limitations specified in section [2.2.1](#).

```
<?xml version="1.0" encoding="utf-8"?>
<xs:schema targetNamespace="dictionary.xsd"
  xmlns="dictionary.xsd"
  xmlns:xs="http://www.w3.org/2001/XMLSchema">
  <xs:element name="UserConfiguration">
    <xs:complexType>
      <xs:sequence>
        <xs:element name="Info">
          <xs:complexType>
            <xs:sequence />
            <xs:attribute name="version"
              type="VersionString"/>
          </xs:complexType>
        </xs:element>
        <xs:element name="Data">
          <xs:complexType>
            <xs:sequence>
              <xs:element name="e"
                minOccurs="0"
                maxOccurs="unbounded"
                type="EntryType"/>
            </xs:sequence>
          </xs:complexType>
          <xs:unique name="uniqueKey">
            <xs:selector xpath="e" />
            <xs:field xpath="@k" />
          </xs:unique>
        </xs:element>
      </xs:sequence>
    </xs:complexType>
  </xs:element>
  <xs:simpleType name="VersionString">
    <xs:annotation>
      <xs:documentation xml:lang="en-us">
```


The name and version of the application that created this document can be encoded in the version string. There is no validation of this information, it is just provided for future reference. The format of the version string is:

```

    &lt;name&gt;.&lt;major version number&gt;
  </xs:documentation>
</xs:annotation>
<xs:restriction base="xs:string">
  <xs:pattern value=".+\.\d+" />
</xs:restriction>
</xs:simpleType>
<xs:complexType name="EntryType">
  <xs:sequence />
  <xs:attribute name="k"
    type="ValueString" />
  <xs:attribute name="v"
    type="ValueString" />
</xs:complexType>
<xs:simpleType name="ValueString">
  <xs:annotation>
    <xs:documentation xml:lang="en-us">
      Different value types are all encoded in this simpleType as a
      string. The format of the string is:

      &lt;data type&gt;.&lt;string encoded value&gt;

    </xs:documentation>
  </xs:annotation>
  <xs:restriction>
    <xs:simpleType>
      <xs:restriction base="xs:string">
        <xs:pattern value="\d+\-.*" />
      </xs:restriction>
    </xs:simpleType>
  </xs:restriction>
</xs:simpleType>
</xs:schema>

```

The data type is an integer type code from the following list:

- 3: Boolean
- 9: 32-bit signed integer
- 18: String (0 or more Unicode characters)

The encoding of the string encoded value depends on the data type:

- 3 (Boolean): "True" or "False"
- 9 (32-bit signed integer): Decimal characters, prefixed with an optional "-" to denote a negative number.
- 18 (String): Unicode string

UserConfiguration: A top-level element that MUST exist. It contains the <Info> and <Data> elements.

Info: An element that MUST exist. It contains information about the application that created the XML document in the **version** attribute.

version: An attribute on the <Info> element that specifies the name and version of the application that created the XML document. The type of this attribute MUST be **VersionString**.

VersionString: A **simpleType** based on a string. The name and version of the application that created this document SHOULD <3>be encoded in the version string. The data is not validated; it is provided for future reference. The format of the version string is:

```
<name>.<major version number>
```

Data: An element that MUST contain all the dictionary name-value pair entries.

e: An element that contains a name-value pair. There can be an unbounded number of e elements inside the top-level <Data> element.

k: An attribute on the <e> element that contains the name portion of the name-value pair. The type of this attribute is **ValueString**. The value of this attribute MUST be unique within the dictionary.

v: An attribute on the <e> element that contains the value portion of the name-value pair. The type of this attribute is **ValueString**.

ValueString: A **simpleType** that is based on a string. Different value types MUST be encoded in this **simpleType** as a string. The format of the string MUST be:

```
<data type>--<string encoded value>
```

The data type MUST be an integer type code from the following list:

Type	Type Code	Encoding
Boolean	3	"True" or "False"
32-bit signed integer	9	Decimal characters, prefixed with an optional "-" to denote a negative number.
String	18	Unicode string

There is one reserved name-value pair that the client SHOULD include in every dictionary XML document. If the dictionary XML document does not include this name-value pair, the client MUST behave as though the default value were set:

- OLPrefsVersion
 - Name: (string) "OLPrefsVersion"
 - Value: (32-bit integer) The client uses this setting to determine whether to prefer the settings in the XML document or its own locally stored settings.
 - "0": The client MUST prefer its own default or locally stored settings, and it MUST rewrite the XML document with those settings.
 - "1": The client MUST prefer the settings in the XML document.

- Default: (32-bit integer) "0"

2.2.3.1.1 Calendar Options

If the client or server supports configuration data, it stores the settings defined in this section in a **Calendar** Options dictionary. The application stores the Calendar Options dictionary in an FAI message that is contained in the Calendar special folder.

This message MUST have the [PidTagMessageClass](#) **PtypString** property set. The value of the property MUST be "IPM.Configuration.Calendar".

The dictionary SHOULD include the following settings:

Note Note: Unless otherwise specified, any setting that is not included in the dictionary MUST revert to the default value:

- **piRemindDefault**
 - Name: (string) "piRemindDefault"
 - Value: (32-bit integer) When creating a new appointment, the client or server SHOULD initialize the **reminder** time to be the start time of the appointment minus this number of minutes, as specified in [\[MS-OXORMDR\]](#).
 - Default: (32-bit integer) "15"
- **piReminderUpgradeTime**
 - Name: (string) "piReminderUpgradeTime"
 - Value: (32-bit integer) The value of this setting is specified in [\[MS-OXORMDR\]](#).
 - Default: (missing) The default behavior when this setting is missing is specified in [\[MS-OXORMDR\]](#).
- **piAutoProcess**
 - Name: (string) "piAutoProcess"
 - Value: (Boolean) The client SHOULD use this setting to control automatic processing of **Meeting Request objects** and **Meeting Response objects**, as specified in [\[MS-OXOCAL\]](#).
 - "True": The client SHOULD enable automatic processing.
 - "False": The client SHOULD disable automatic processing.
 - Default: (Boolean) "True"
- **AutomateProcessing**
 - Name: (string) "AutomateProcessing"
 - Value: (32-bit integer) The server uses this setting to control automatic processing of Meeting Request objects and Meeting Response objects if it implements this feature. If the server does not implement this feature, the server MUST ignore this setting. This setting has three possible values:
 - "0": The server MUST disable automatic processing.

- "1": The server MUST enable automatic processing, if it implements this feature.
- "2": The server MUST enable automatic processing, if it implements this feature, treating the **Calendar object** as a **meeting resource** rather than an **attendee**, as specified in [MS-OXOCAL]. The client MUST NOT change the setting when it has this value.
- Default: (32-bit integer) "1"
- **piAutoDeleteReceipts**
 - Name: (string) "piAutoDeleteReceipts"
 - Value: (Boolean) The client SHOULD <4> use this setting to control automatic deletion of Meeting Response objects, as specified in [MS-OXOCAL].
 - "True": The client enables automatic deletion.
 - "False": The client disables automatic deletion.
 - Default: (Boolean) "False"

2.2.3.2 XML Streams

The message MUST have the [PidTagRoamingDatatypes](#) **PtypInteger32** property set. The value of the property MUST be a bitmask that includes 0x00000002.

The message MUST have the [PidTagRoamingXmlStream](#) stream **property** set. The value of the property MUST be a **PtypBinary** stream that contains a Unicode XML document that is using the UTF8 encoding.

In addition to the XSD schemas that are specified in the following subsections, the XML document MUST conform to the limitations specified in section [2.2.1](#).

If the application encounters unknown XML elements while parsing the document, it SHOULD preserve those elements without modification and include them whenever it makes modifications to the parts of the document that it understands.

2.2.3.2.1 Working Hours

If the client or server supports configuration data, it stores the settings that are defined in this section in a working hours stream. The application stores the working hours stream in an FAI message contained in the calendar special folder.

The message MUST have the [PidTagMessageClass](#) PtypString property set. The value of the property MUST be "IPM.Configuration.WorkHours".

The XML document that is stored in [PidTagRoamingXmlStream](#) MUST conform to the following XSD schema.

```
<?xml version="1.0" encoding="utf-8"?>
<xs:schema targetNamespace="WorkingHours.xsd"
  xmlns="WorkingHours.xsd"
  xmlns:xs="http://www.w3.org/2001/XMLSchema">
  <xs:element name="Root">
    <xs:complexType>
      <xs:sequence>
        <xs:element name="WorkHoursVersion1">
```

```

<xs:complexType>
  <xs:sequence>
    <xs:element name="TimeZone">
      <xs:complexType>
        <xs:sequence>
          <xs:element name="Bias"
            type="xs:short"/>
          <xs:element name="Standard"
            type="DSTTransition" />
          <xs:element name="DaylightSavings"
            type="DSTTransition" />
          <xs:element name="Name"
            minOccurs="0"
            maxOccurs="1"
            type="xs:string" />
        </xs:sequence>
      </xs:complexType>
    </xs:element>
    <xs:element name="TimeSlot">
      <xs:complexType>
        <xs:sequence>
          <xs:element name="Start"
            type="xs:time" />
          <xs:element name="End"
            type="xs:time" />
        </xs:sequence>
      </xs:complexType>
    </xs:element>
    <xs:element name="WorkDays"
      type="WorkDaysList" />
  </xs:sequence>
</xs:complexType>
</xs:element>
</xs:sequence>
</xs:complexType>
</xs:element>
<xs:complexType name="DSTTransition">
  <xs:sequence>
    <xs:element name="Bias"
      type="xs:short" />
    <xs:element name="ChangeDate">
      <xs:complexType>
        <xs:sequence>
          <xs:element name="Time"
            type="xs:time" />
          <xs:element name="Date">
            <xs:simpleType>
              <xs:restriction base="xs:string">
                <xs:annotation>
                  <xs:documentation xml:lang="en-us">
                    The Date element is a date formatted as
                    "yyyy/mm/dd," where "yyyy" is the 4 digit
                    year, "mm" is the 2 digit month, and "dd"
                    is the 2 digit day of the month.
                  </xs:documentation>
                </xs:annotation>
                <xs:pattern value="\d{4}/\d{2}/\d{2}"/>
              </xs:restriction>
            </xs:simpleType>
          </xs:element>
        </xs:sequence>
      </xs:complexType>
    </xs:element>
  </xs:sequence>
</xs:complexType>

```

```

    </xs:element>
    <xs:element name="DayOfWeek">
      <xs:simpleType>
        <xs:restriction base="xs:unsignedByte">
          <xs:minInclusive value="0"/>
          <xs:maxInclusive value="7"/>
        </xs:restriction>
      </xs:simpleType>
    </xs:element>
  </xs:sequence>
</xs:complexType>
</xs:element>
</xs:sequence>
</xs:complexType>
<xs:simpleType name="WorkDaysList">
  <xs:list itemType="WorkDayType"/>
</xs:simpleType>
<xs:simpleType name="WorkDayType">
  <xs:restriction base="xs:string">
    <xs:enumeration value="Monday"/>
    <xs:enumeration value="Tuesday"/>
    <xs:enumeration value="Wednesday"/>
    <xs:enumeration value="Thursday"/>
    <xs:enumeration value="Friday"/>
    <xs:enumeration value="Saturday"/>
    <xs:enumeration value="Sunday"/>
  </xs:restriction>
</xs:simpleType>
</xs:schema>

```

Root: The top-level element in the XML document. This element **MUST** exist. The application specifies the XML namespace on this element as "WorkingHours.XSD". This element **MUST** contain the **WorkHoursVersion1** element.

WorkHoursVersion1: This element **MUST** exist and contains the **TimeZone**, **TimeSlot**, and **WorkDays** elements.

TimeZone: This element **MUST** exist and contains a description of the user's current time-zone settings. It contains the **Bias**, **Standard**, and **DaylightSavings** elements.

Bias: This element **MUST** exist and contains the offset in minutes of the user's current time zone from **UTC**.

Standard: This element **MUST** exist and contains the definition of standard time in the user's time zone. The type of this element is **DSTTransition**.

DaylightSavings: This element **MUST** exist and contains the definition of daylight saving time in the user's time zone. The type of this element is **DSTTransition**.

Name: This element **SHOULD** <5> exist and contains the standard name of the time zone described by the data in **TimeZone**. See the KeyName field of the [PidLidAppointmentTimeZoneDefinitionRecur](#) property described in [\[MS-OXOCAL\]](#) for possible values.

DSTTransition: This is a **complexType** that describes the differences between standard time and daylight saving time in the user's current time zone. It contains the **Bias** and **ChangeDate** elements. The **Bias** from the **DSTTransition** type **MUST** be added to the **Bias** contained in the

WorkHoursVersion1 element when this transition takes effect, which MUST be determined by the **ChangeDate** element.

ChangeDate: This element determines when the transition takes place. The **Bias** specified in the **DSTTransition** MUST be added to the time zone bias after the transition. This element contains a **Time**, **Date**, and **DayOfWeek** element.

Time: This element contains the time of day when the transition takes place.

Date: This element contains a date formatted as <yyyy/mm/dd>, where yyyy is the 4-digit year, mm is the 2-digit month, and dd is the 2-digit day of the month.

If the year is set to "0000", the application performs the transition every year. If the year is any other value, the application performs the transition only in that year.

The application performs the transition in the month that is specified.

If the year is set to "0000", the interpretation of the day of the month depends on the value of the **DayOfWeek** element, as defined in this section. If the year is any other value, the application performs the transition of the day of the month that is specified.

DayOfWeek: If the year portion of the **Date** element is set to "0000", this element MUST contain the day of the week when the transition takes place. The application selects the occurrence of that day of the week using the day of the month portion of the **Date** element. For example, if the **DayOfWeek** element contains the value 0, and the day of the month is 2 in the **Date** element, the application performs the transition on the 2nd Sunday of the month. The following are the possible values:

Value	Description
0	The application performs the transition on a Sunday.
1	The application performs the transition on a Monday.
2	The application performs the transition on a Tuesday.
3	The application performs the transition on a Wednesday.
4	The application performs the transition on a Thursday.
5	The application performs the transition on a Friday.
6	The application performs the transition on a Saturday.

If the year portion of the **Date** element is any other value, the application MUST ignore this element and use the day of the month portion of the **Date** element instead.

TimeSlot: This element contains the **Start** and **End** elements.

Start: This element contains the start time for the user's work day, relative to the user's current time zone, as specified in the **TimeZone** element.

End: This element contains the end time for the user's work day, relative to the user's current time zone, as specified in the **TimeZone** element.

WorkDays: This element contains a list of strings that specify which days of the week are work days for this user. The set of strings is defined by the enumeration restriction on the **WorkDayType**

simpleType. The application treats any day that is included in this element as a work day for the user.

WorkDayType: A **simpleType** based on a string. The following are the possible values:

Value	Description
Monday	If this string is included in the WorkDays list, Monday is a work day for this user.
Tuesday	If this string is included in the WorkDays list, Tuesday is a work day for this user.
Wednesday	If this string is included in the WorkDays list, Wednesday is a work day for this user.
Thursday	If this string is included in the WorkDays list, Thursday is a work day for this user.
Friday	If this string is included in the WorkDays list, Friday is a work day for this user.
Saturday	If this string is included in the WorkDays list, Saturday is a work day for this user.
Sunday	If this string is included in the WorkDays list, Sunday is a work day for this user.

2.2.3.2.2 Category List

If the client or server supports **configuration data**, it MUST store the settings that are defined in this section in a category list stream. The application MUST store the category list stream in an FAI message that is contained in the calendar special folder.

The message MUST have the [PidTagMessageClass](#) **PtypString** property set. The value of the property MUST be "IPM.Configuration.CategoryList".

The XML document that is stored in [PidTagRoamingXmlStream](#) MUST conform to the following XSD schema.

```
<?xml version="1.0"?>
<xs:schema targetNamespace="CategoryList.xsd"
  xmlns="CategoryList.xsd"
  xmlns:xs="http://www.w3.org/2001/XMLSchema">
  <xs:simpleType name="colorType">
    <xs:annotation>
      <xs:documentation>
        Only values 0-24 map to a color. Applications SHOULD use the
        value -1 for no color, any other value SHOULD also map to no
        color.
      </xs:documentation>
    </xs:annotation>
    <xs:restriction base="xs:int">
    </xs:restriction>
  </xs:simpleType>

  <xs:simpleType name="keyboardShortcutType">
    <xs:annotation>
      <xs:documentation>
        Only values 1-11 map to a shortcut key. Applications SHOULD
        use the value 0 for no shortcut key, any other value SHOULD
        also map to no shortcut key.
      </xs:documentation>
    </xs:annotation>
    <xs:restriction base="xs:unsignedInt">

```



```

    </xs:restriction>
</xs:simpleType>

<xs:simpleType name="dateTimeRestrictedType">
  <xs:annotation>
    <xs:documentation>
      dateTime type used in this XSD has the following additional
      restrictions:

      The year MUST be between 1601 and 30827.

      The time 24:00:00 is not valid.

      Fractional seconds SHOULD have 3 digit precision (i.e.
      milliseconds). The application MAY include additional
      digits. The application SHOULD handle any extra digits
      if they are included.

      The application MUST specify the time in UTC. The
      application MAY append a Z for the timezone identifier. The
      application MUST ignore any other timezone specifier and
      interpret the time using UTC.
    </xs:documentation>
  </xs:annotation>
  <xs:restriction base="xs:dateTime">
  </xs:restriction>
</xs:simpleType>

<xs:simpleType name="renameOnFirstUseType">
  <xs:restriction base="xs:int">
    <xs:enumeration value="0"/>
    <xs:enumeration value="1"/>
  </xs:restriction>
</xs:simpleType>

<xs:simpleType name="guidType">
  <xs:restriction base="xs:string">
    <xs:pattern value="^\{ [0-9a-fA-F]{8}\-[0-9a-fA-F]{4}\-[0-9a-fA-F]{4}\-[0-9a-fA-F]{4}\-[0-9a-fA-F]{12}\}$"/>
  </xs:restriction>
</xs:simpleType>

<xs:element name="categories">
  <xs:complexType>
    <xs:sequence>
      <xs:element maxOccurs="unbounded"
        name="category">
        <xs:complexType>
          <xs:attribute name="name"
            type="xs:string"
            use="required" />
          <xs:attribute name="color"
            type="colorType"
            use="required" />
          <xs:attribute name="keyboardShortcut"
            type="keyboardShortcutType"
            use="required" />
          <xs:attribute name="usageCount"
            type="xs:unsignedInt"

```

```

        use="optional" />
<xs:attribute name="lastTimeUsedNotes"
    type="dateTimeRestrictedType"
    use="optional" />
<xs:attribute name="lastTimeUsedJournal"
    type="dateTimeRestrictedType"
    use="optional" />
<xs:attribute name="lastTimeUsedContacts"
    type="dateTimeRestrictedType"
    use="optional" />
<xs:attribute name="lastTimeUsedTasks"
    type="dateTimeRestrictedType"
    use="optional" />
<xs:attribute name="lastTimeUsedCalendar"
    type="dateTimeRestrictedType"
    use="optional" />
<xs:attribute name="lastTimeUsedMail"
    type="dateTimeRestrictedType"
    use="optional" />
<xs:attribute name="lastTimeUsed"
    type="dateTimeRestrictedType"
    use="required" />
<xs:attribute name="lastSessionUsed"
    type="xs:int"
    use="required" />
<xs:attribute name="guid"
    type="guidType"
    use="required" />
<xs:attribute name="renameOnFirstUse"
    type="renameOnFirstUseType"
    use="optional" />
</xs:complexType>
</xs:element>
</xs:sequence>
<xs:attribute name="default"
    type="xs:string"
    use="required" />
<xs:attribute name="lastSavedSession"
    type="xs:int"
    use="required" />
<xs:attribute name="lastSavedTime"
    type="dateTimeRestrictedType"
    use="required" />
</xs:complexType>
<xs:unique name="uniqueName">
    <xs:selector xpath="category" />
    <xs:field xpath="@name" />
</xs:unique>
</xs:element>
</xs:schema>

```

colorType: A **simpleType** based on an integer. See description of **color** below for possible values.

keyboardShortcutType: A **simpleType** based on an unsigned integer. See description of **keyboardShortcut** below for possible values.

dateTimeRestrictedType: A **simpleType** based on a `dateTime`. Elements with this type have the following restrictions:

- The year MUST be between 1601 and 30827.
- The time 24:00:00 is not valid.
- Fractional seconds SHOULD have 3-digit precision (that is, milliseconds). The application can include additional digits. The application SHOULD handle any extra digits if they are included [<6>](#)
- The application MUST specify the time in UTC. The application can append a Z for the time zone identifier. The application MUST ignore any other time zone identifier and interpret the time using UTC.

renameOnFirstUseType: A **simpleType** based on an integer. See description of **renameOnFirstUse** below for possible values.

guidType: A **simpleType** based on a string. See description of **guid** below for possible values.

categories: The top-level element in the XML document. This element MUST exist. The application specifies the XML namespace on this element as "CategoryList.xsd". This element MUST contain the <category> element.

category: This element MUST exist and contains the **name**, **color**, **keyboardShortcut**, **usageCount**, **lastTimeUsedNotes**, **lastTimeUsedJournal**, **lastTimeUsedContacts**, **lastTimeUsedTasks**, **lastTimeUsedCalendar**, **lastTimeUsedMail**, **lastTimeUsed**, **lastSessionUsed**, **guid**, and **renameOnFirstUse** attributes.

name: An attribute on the <category> element that describes the name of the category. A valid **category** name:

- MUST be unique in the category list (case insensitive).
- MUST NOT be empty.
- MUST NOT be longer than 255 characters.
- MUST NOT contain the comma character (,).
- SHOULD NOT contain the characters (;) (\x061B) (\xFE54) (\xFF1B).
- SHOULD NOT be in the form of the string representation of a **GUID**, as specified in the GUID field in this section [<7>](#)

color: An attribute on the <category> element that describes the color of the category. The application SHOULD use a value from -1 to 24. If any other value is used, the application MUST interpret that value as if it were -1 (no color). The RGB values provided here are the basic colors for the category. Applications can choose to display the color category differently.

Value	Base R,G,B	Name
-1	255,255,255	No Color
0	214, 37, 46	Red
1	240, 108, 21	Orange
2	255, 202, 76	Peach
3	255, 254, 61	Yellow

Value	Base R,G,B	Name
4	74, 182, 63	Green
5	64, 189, 149	Teal
6	133, 154, 82	Olive
7	50, 103, 184	Blue
8	97, 61, 180	Purple
9	163, 78, 120	Maroon
10	196, 204, 221	Steel
11	140, 156, 189	Dark Steel
12	196, 196, 196	Gray
13	165, 165, 165	Dark Gray
14	28, 28, 28	Black
15	175, 30, 37	Dark Red
16	177, 79, 13	Dark Orange
17	171, 123, 5	Dark Peach
18	153, 148, 0	Dark Yellow
19	53, 121, 43	Dark Green
20	46, 125, 100	Dark Teal
21	95, 108, 58	Dark Olive
22	42, 81, 145	Dark Blue
23	80, 50, 143	Dark Purple
24	130, 55, 95	Dark Maroon

keyboardShortcut: An attribute on the <category> element that describes the keyboard shortcut of the category. The application SHOULD use a value from 0 to 11. If any other value is used, the application MUST interpret that value as if it were 0 (no shortcut). [<8>](#)

Value	Shortcut-Key
0	None
1	CTRL+F2
2	CTRL+F3
3	CTRL+F4
4	CTRL+F5

Value	Shortcut-Key
5	CTRL+F6
6	CTRL+F7
7	CTRL+F8
8	CTRL+F9
9	CTRL+F10
10	CTRL+F11
11	CTRL+F12

usageCount: An attribute on the <category> element. Reserved. Applications SHOULD write 0 [<9>](#)

lastTimeUsed: An attribute on the <category> element. This attribute contains the last time the category was used. See section [3.1.4.2.3](#) for more details.

lastTimeUsedMail (optional): An attribute on the <category> element. This attribute contains the last time the category was applied to an E-mail object.

lastTimeUsedCalendar (optional): An attribute on the <category> element. This attribute contains the last time the category was applied to a Calendar object.

lastTimeUsedContacts (optional): An attribute on the <category> element. This attribute contains the last time the category was applied to a **Contact object**.

lastTimeUsedTasks (optional): An attribute on the <category> element. This attribute contains the last time the category was applied to a **Task object**.

lastTimeUsedNotes (optional): An attribute on the <category> element. This attribute contains the last time the category was applied to a **Note object**.

lastTimeUsedJournal (optional): An attribute on the <category> element. This attribute contains the last time the category was applied to a **Journal object**.

lastSessionUsed: An attribute on the <category>. Reserved. Applications SHOULD write 0 [<10>](#)

guid: An attribute on the <category> element that describes a GUID that identifies the category and does not change if the user renames the category. The GUID MUST be stored in a string in the form of "{XXXXXXXX-XXXX-XXXX-XXXX-XXXXXXXXXXXX}" where X is any hexadecimal digit.

renameOnFirstUse: An attribute on the <category> element. If set to "1", an application can prompt the user to rename the category when it is first applied to a message (as specified in section [3.1.4.6](#)) [<11>](#) If the user renames the category before applying it to a message, this attribute can be set to "0". If this attribute is missing, the application MUST use a default value of "0".

default: An attribute on the <categories> element that specifies the name of a category in the category list that is to be applied (as specified in section [3.1.4.6](#)) if the application provides a one-click method to apply a category.

lastSavedSession: An attribute on the <categories> element. Reserved. Applications SHOULD write 0 [<12>](#)

lastSavedTime: An attribute on the <categories> element. The value MUST be set to the time in UTC when the category list was saved.

2.2.3.2.3 Retention and Archive Settings

If the client or server supports configuration data, and the **Retention Policy** or **Archive Policy** features are enabled, then it SHOULD store the settings that are defined in this section in a **tags list** stream. The application SHOULD store the tags list stream in an FAI message that is contained in the **Inbox folder**. [<13>](#)The message MUST have the **PidTagMessageClass** **PtypString** property set. The value of the property MUST be "IPM.Configuration.MRM". The XML document that is stored in **PidTagRoamingXmlStream** MUST conform to the following XSD schema.

```
<?xml version="1.0"?>
<xs:schema attributeFormDefault="unqualified" elementFormDefault="qualified"
xmlns:xs="http://www.w3.org/2001/XMLSchema">
  <xs:element name="UserConfiguration">
    <xs:complexType>
      <xs:sequence>
        <xs:element name="Info">
          <xs:complexType>
            <xs:sequence>
              <xs:element name="Data">
                <xs:complexType>
                  <xs:sequence>
                    <xs:element name="RetentionHold">
                      <xs:complexType>
                        <xs:attribute name="Enabled" type="xs:string" use="required" />
                        <xs:attribute name="RetentionComment" type="xs:string" />
                        <xs:attribute name="RetentionUrl" type="xs:string" />
                      </xs:complexType>
                    </xs:element>
                    <xs:element maxOccurs="unbounded" name="PolicyTag">
                      <xs:complexType>
                        <xs:sequence minOccurs="0">
                          <xs:element minOccurs="0" name="LocalizedName">
                            <xs:complexType>
                              <xs:sequence>
                                <xs:element maxOccurs="unbounded" name="Name"
type="xs:string" />
                              </xs:sequence>
                            </xs:complexType>
                          </xs:element>
                          <xs:element minOccurs="0" name="LocalizedComment">
                            <xs:complexType>
                              <xs:sequence>
                                <xs:element maxOccurs="unbounded" name="Comment"
type="xs:string" />
                              </xs:sequence>
                            </xs:complexType>
                          </xs:element>
                        </xs:sequence>
                      </xs:complexType>
                    </xs:element>
                    <xs:element minOccurs="0" name="ContentSettings">
                      <xs:complexType>
                        <xs:attribute name="Guid" type="xs:string" use="required" />
                        <xs:attribute name="ExpiryAgeLimit" type="xs:unsignedShort"
use="required" />
                      </xs:complexType>
                    </xs:element>
                  </xs:sequence>
                </xs:complexType>
              </xs:element>
            </xs:sequence>
          </xs:complexType>
        </xs:element>
      </xs:sequence>
    </xs:complexType>
  </xs:element>
</xs:schema>
```

```

        <xs:attribute name="MessageClass" type="xs:string"
use="required" />
        </xs:complexType>
    </xs:element>
</xs:sequence>
<xs:attribute name="Guid" type="xs:string" use="required" />
<xs:attribute name="Name" type="xs:string" use="required" />
<xs:attribute name="Comment" type="xs:string" />
<xs:attribute name="Type" type="xs:string" use="required" />
<xs:attribute name="MustDisplayComment" type="xs:string"
use="required" />
        <xs:attribute name="IsVisible" type="xs:string" use="required" />
        <xs:attribute name="OptedInto" type="xs:string" use="required" />
    </xs:complexType>
</xs:element>
<xs:element maxOccurs="unbounded" name="ArchiveTag">
    <xs:complexType>
        <xs:sequence minOccurs="0">
            <xs:element minOccurs="0" name="LocalizedName">
                <xs:complexType>
                    <xs:sequence>
                        <xs:element maxOccurs="unbounded" name="Name"
type="xs:string" />
                    </xs:sequence>
                </xs:complexType>
            </xs:element>
            <xs:element minOccurs="0" name="LocalizedComment">
                <xs:complexType>
                    <xs:sequence>
                        <xs:element maxOccurs="unbounded" name="Comment"
type="xs:string" />
                    </xs:sequence>
                </xs:complexType>
            </xs:element>
            <xs:element minOccurs="0" name="ContentSettings">
                <xs:complexType>
                    <xs:attribute name="Guid" type="xs:string" use="required" />
                    <xs:attribute name="ExpiryAgeLimit" type="xs:unsignedShort"
use="required" />
                    <xs:attribute name="MessageClass" type="xs:string"
use="required" />
                </xs:complexType>
            </xs:element>
        </xs:sequence>
    </xs:complexType>
</xs:element>
<xs:attribute name="Guid" type="xs:string" use="required" />
<xs:attribute name="Name" type="xs:string" use="required" />
<xs:attribute name="Comment" type="xs:string" />
<xs:attribute name="Type" type="xs:string" use="required" />
<xs:attribute name="MustDisplayComment" type="xs:string"
use="required" />
        <xs:attribute name="IsVisible" type="xs:string" use="required" />
        <xs:attribute name="OptedInto" type="xs:string" use="required" />
    </xs:complexType>
</xs:element>
</xs:sequence>
</xs:complexType>
</xs:element>
</xs:sequence>
<xs:attribute name="version" type="xs:string" use="required" />

```

```

        </xs:complexType>
    </xs:element>
</xs:sequence>
</xs:complexType>
</xs:element>
</xs:schema>

```

Enabled: Indicates whether retention is enabled for a user. If enabled, then the client can display specific information to indicate that messages will not expire. This value is configured by a server administrator. The value MUST be 'True' or 'False'.

RetentionComment: A string used to communicate information regarding the Retention Policy feature to the user. This value is configured by a server administrator. The client application SHOULD display this to the user. The string length MUST be between 0 and 1024 characters.

RetentionUrl: Link to a Web page that contains more information about the Retention Policy. This value is configured by a server administrator. The client application SHOULD display this to the user. The string length MUST be between 0 and 2048 characters.

LocalizedName: Can contain multiple 'Name' sub-elements. Each contains the ISO language code followed by a colon (':') and the localized name of the tag. The string length must be between 0 and 264 characters.

LocalizedComment: Can contain multiple 'Comment' sub-elements. Each contains the ISO language code followed by a colon (':') and the localized comment. The string length must be between 0 and 264 characters.

ContentSettings: Stores the settings that control when items expire and the types of items that expire. The settings are stored in the following attributes:

Attribute	Description
Guid	A GUID value that provides a unique identity for the content setting.
ExpiryAgeLimit	The number of days after which an item SHOULD expire under this policy. This value is configured by a server administrator. The value MUST be between 0 and 24855.
MessageClass	The message classes that this content setting applies to. This value is configured by a server administrator. This value can be any string that represents a message class. The value '*' represents any message class. The string length MUST be between 1 and 1023 characters.

PolicyTag: Stores information about the Retention Policy. The information is stored in the following attributes:

Attribute	Description
Guid	A GUID value that provides a unique identity for the policy.
Name	The name of the policy tag. This value is configured by a server administrator. The value must be unique; no two policy tags or archive tags can have the same name. The string length MUST be between 1 and 264 characters.
Comment	A brief description of the policy tag. This value is configured by a server administrator. The string length MUST be between 1 and 264 characters.

Attribute	Description
Type	<p>The type of policy tag. This value is configured by a server administrator. The possible values are:</p> <ul style="list-style-type: none"> ▪ All ▪ Calendar ▪ Contacts ▪ ConversationHistory ▪ DeletedItems ▪ Drafts ▪ Inbox ▪ JunkEmail ▪ Journal ▪ Notes ▪ Outbox ▪ Personal ▪ RssSubscriptions ▪ SentItems ▪ SyncIssues ▪ Tasks <p>Policy tags with a type of "All" apply to all items that do not have an applicable policy tag. Policy tags of type "Personal" are applied explicitly by the user. All other tags are applied to the corresponding special folder.</p>
MustDisplayComment	<p>The client application MAY use this setting to determine whether the user can hide the retention comment. The value SHOULD be 'True' or 'False'. If the value is 'True', then the client MAY NOT allow the user to hide the retention comment.</p>
IsVisible	<p>The client application MUST use this setting to determine whether the policy tag is displayed in the list of tags available to the user. The value SHOULD be 'True' or 'False'. If the value is 'True', then the client MUST display the policy tag in the list of tags available to the user.</p>
OptedInto	<p>Indicates whether the user voluntarily chose this tag for the mailbox or whether it was applied to the mailbox by the server administrator. The value SHOULD be 'True' or 'False'. A value of 'True' indicates that the user voluntarily chose this tag.</p> <p style="text-align: center;"><14></p>

ArchiveTag: Stores information about an Archive Policy. The information is stored in attributes identical to **PolicyTag**. **ArchiveTag** SHOULD NOT be displayed by the client application in the archive mailbox. It SHOULD be displayed only in the primary mailbox.

2.2.4 View Definitions

The client and server SHOULD store certain settings as view definitions. <15> The format of the view definitions, as well as which settings are included, are defined in the following subsections.

A message that contains view definitions MUST be an FAI message in the folder where the view is used. The message MUST have the following properties set on it and the value of each property MUST meet the following criteria:

The message has the [PidTagMessageClass](#) **PtypString** property set and the value of the property is "IPM.Microsoft.FolderDesign.NamedView".

The message has the [PidTagViewDescriptorVersion](#) **PtypInteger32** property set and the value of the property is 0x00000008.

The message has the [PidTagViewDescriptorName](#) **PtypString** property set and the value of the property is a non-empty string.

The view definitions MUST be stored as a binary stream in the stream property [PidTagViewDescriptorBinary](#) of the message. The column headers are stored in the [PidTagViewDescriptorStrings](#) stream property on the message as **non-Unicode** strings using the current **code page** of the client. The following sections specify the packet format of these two properties respectively.

2.2.4.1 PidTagViewDescriptorBinary

View definitions MUST be stored in stream property [PidTagViewDescriptorBinary](#) of the message. It is in binary format and the packet structure is specified as follows:

0	1	2	3	4	5	6	7	8	9	10	11	12	13	14	15	16	17	18	19	20	21	22	23	24	25	26	27	28	29	30	31
Reserved1																															
...																															
Version																															
ulFlags																															
Pres																															
Cvcd																															
ivcdSort																															
cCat																															
ulCatSort																															

Reserved2
...
...
...
...
...
...
ColumnInfo (variable)
...
RestrictionInfo (variable)
...

Reserved1 (8 bytes): This field MUST exist. The application can fill this field with any value when writing the stream. The application MUST ignore the value of this field when reading the stream.

Version (4 bytes): This field MUST exist. This is a fixed value of 0x00000008.

ulFlags (4 bytes): This field MUST exist. This specifies the sort order of the sorted column. The value of this field MUST be one of the following:

Value	Meaning
0x00000000	Ascending sort order
0x00000002	Descending sort order

The index of the sorted column is indicated in **ivcdSort** field in the packet.

Pres (4 bytes): This field MUST exist. This field is filled with arbitrary value by client and SHOULD NOT be used by server.

Cvcd (4 bytes): This field MUST exist. It specifies the number of **ColumnInfo** fields that are stored in this packet.

ivcdSort (4 bytes): This field MUST exist. The value of this field MUST be one of the following:

0 through (Cvcd-1): This is an index into the **ColumnInfo** fields. The **table** MUST be sorted by that column. The sort order, ascending or descending, MUST be specified in **ulFlags**.

0xFFFFFFFF: The table MUST be arranged by **conversation**.

cCat (4 bytes): This field MUST exist. This field specifies the number of "group by" columns that are stored in **ColumnInfo** fields. The minimum value for this field is 0. The maximum value is either 4 or the value of **Cvcd**, whichever is least.

ulCatSort (4 bytes): This field MUST exist. This field uses bit flags to specify the ascending or descending order of the "group by" columns. The flags are defined as follows. In each case, if the flag is not set, the "group by" column is in descending order.

Flag	Description
0x00000001	If this flag is set, the first "group by" column is in ascending order.
0x00000002	If this flag is set, the second "group by" column is in ascending order.
0x00000004	If this flag is set, the third "group by" column is in ascending order.
0x00000008	If this flag is set, the fourth "group by" column is in ascending order.

Reserved2 (24 bytes): This field MUST exist. The application can fill this field with any value when writing the stream. The application MUST ignore the value of this field when reading the stream.

ColumnInfo (variable): Data type: **ColumnPacket** structure, as specified in section [2.2.4.1.1](#).

This field MUST exist. This is where all the column information is stored, including "blank" column, "group by" columns, "visible" columns, and "order by" column. The count of the columns is specified by the **Cvcd** field in the packet.

The columns are stored in the following sequence in the packet:

The "blank" column: This is a single column that MUST have the following settings:

Field	Value
PropertyType	0x0001
PropertyID	0x0004
Cx	0x00000007
Flags	0x00000028 (VCDF_BITMAP VCDF_NOT_SORTABLE)
Kind	0x00000000
ID	0x00000004

The "group by" columns: The number of the "group by" columns MUST be stored in **cCat** field in the packet. Each bit in the **ulCatSort** field MUST specify whether the corresponding "group by" column is in ascending or descending order.

The "visible" columns: All columns that MUST be visible to users excluding the "group by" columns.

The "order by" column: If the sorted column is not a "group by" or "visible" column, it MUST be stored here.

RestrictionInfo (variable): Data type: **RestrictionPacket** structure, as specified in section [2.2.4.1.2](#).

This is where the restriction of the table view MUST be stored.

2.2.4.1.1 ColumnPacket

The ColumnPacket packet MUST contain the information of a single column including the **property ID**, **property type**, and display attributes. The structure of the packet MUST be as follows:

0	1	2	3	4	5	6	7	8	9	0	1	2	3	4	5	6	7	8	9	0	1	2	3	4	5	6	7	8	9	0	1
PropertyType																PropertyID															
Cx																															
Reserved1																															
Flags																															
Reserved2																															
...																															
...																															
Kind																															
ID																															
Guid																															
BufferLength																															
Buffer (variable)																															
...																															

PropertyType (2 bytes): This field MUST exist. This field specifies the type of the property, as specified in section [2.2.4.1.3.1](#).

PropertyID (2 bytes): This field MUST exist. This field has the same value as the **ID** field. If the value of the **ID** field does not fit into a **WORD**, the value MUST be truncated and the two least significant bytes MUST be stored in this field.

Cx (4 bytes): This field MUST exist. This specifies the column width in pixels.

Reserved1 (4 bytes): This field MUST exist. The application can fill this field with any value when writing the stream. The application MUST ignore the value of this field when reading the stream.

Flags (4 bytes): This field MUST exist. This field contains column descriptor flags. The bit setting and its meaning are listed in the following table.

Name	Value	Description
VCDF_RIGHT_JUSTIFY	0x00000001	Column is right justified. This flag is mutually exclusive with VCDF_CENTER_JUSTIFY.
VCDF_CENTER_JUSTIFY	0x00000002	Column is center justified. This flag is mutually exclusive with VCDF_RIGHT_JUSTIFY.
VCDF_BITMAP	0x00000008	Column header is in bitmap format.
VCDF_NOT_SORTABLE	0x00000020	Column is not sortable. This flag is mutually exclusive with VCDF_SORTDESCENDING and VCDF_SORTDLG.
VCDF_SORTDESCENDING	0x00000040	Column is sorted in descending order. This flag is mutually exclusive with VCDF_NOT_SORTABLE.
VCDF_MOVEABLE	0x00000100	Clients and servers MUST ignore this setting.
VCDF_COLUMNSDLG	0x00000200	Clients and servers MUST ignore this setting.
VCDF_SORTDLG	0x00000400	Column MUST be able to be sorted. This flag is mutually exclusive with VCDF_NOT_SORTABLE.
VCDF_GROUPDLG	0x00000800	Column MUST be able to be grouped.
VCDF_NAMEDPROP	0x00001000	The optional GUID field MUST be included in the packet. If Kind is KindString , then the BufferLength and Buffer fields MUST also be included in the packet.
VCDF_RCOLUMNSDLG	0x00002000	Clients and servers MUST ignore this setting.
VCDF_MULTIVALUED	0x00004000	Indicates whether the column PropertyType field MUST include the MV_FLAG flag.

Reserved2 (12 bytes): This field MUST exist. The application can fill this field with any value when writing the stream. The application MUST ignore the value of this field when reading the stream.

Kind (4 bytes): This field MUST exist. The field contains one of the following values:

Name	Value	Description
KindID	0x00000000	The property uses an integer identifier.
KindString	0x00000001	The property uses a string identifier.

ID (4 bytes): This field MUST exist. If the VCDF_NAMEDPROP flag is not set in the Flags field, this field contains the property ID of the column. If the VCDF_NAMEDPROP flag is set in the **Flags** field, and the value of the **Kind** field is KindID, this field contains the integer ID that

MUST be used with [RopGetPropertyIdsFromNames](#) ([MS-OXCROPS]) to translate the **named property** into a property ID. If the VCDF_NAMEDPROP flag is set and the value of **Kind** is KindString, the application can fill this field with any value when writing the stream and MUST ignore the value of this field when reading the stream.

Guid (4 bytes): If the VCDF_NAMEDPROP flag is set in the **Flags** field, this field contains the GUID that MUST be used with [RopGetPropertyIdsFromNames](#) to translate the named property into a property ID. If the VCDF_NAMEDPROP flag is not set, the application MUST omit this field.

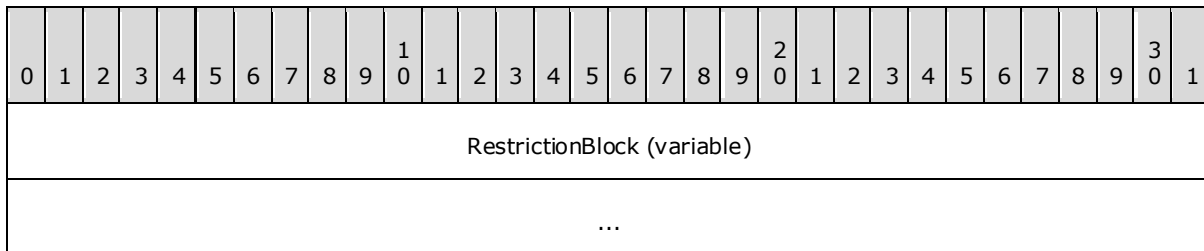
BufferLength (4 bytes): If the VCDF_NAMEDPROP flag is set in the **Flags** field, and the value of the **Kind** field is KindString, this field contains the length of the **Buffer** field in bytes, including the Unicode NULL terminator character (0x0000). Otherwise, the application MUST omit this field.

Buffer (variable): If the VCDF_NAMEDPROP flag is set in the **Flags** field, and the value of the **Kind** field is KindString, this field contains the Unicode string that MUST be used with [RopGetPropertyIdsFromNames](#) to translate the named property into a property ID. Otherwise, the application MUST omit this field. This field includes a Unicode NULL terminator character (0x0000) at the end.

2.2.4.1.2 RestrictionPacket

Restrictions are used to evaluate the content table of the folder. Only those rows with TRUE result of the evaluation MUST be displayed.

The restrictions are stored using a special format, which is different from the format specified for restrictions in [\[MS-OXCDATA\]](#). The packet starts from a single **RestrictionBlock** buffer. When the restriction type indicates a compositional **condition**, for example AND or OR, more restriction blocks MUST follow after the current restriction block. A restriction is a packet recursively built up by **RestrictionBlock**. To determine the size of the restriction, the application parses each **RestrictionBlock** recursively if necessary.



RestrictionBlock (variable): Data type: **RestrictionBlock** structure, as specified in section [2.2.4.1.3](#).

This field contains the restriction type. From the restriction type it can be determined whether it contains subrestrictions and the number of subrestrictions that it contains. The server parses each **RestrictionBlock** recursively, if necessary, to complete reading one restriction block.

2.2.4.1.3 RestrictionBlock

Each restriction block MUST contain the type of condition. Based on the type, the data record, **property tags**, and property values can be determined. If the type is AND, OR, NOT, **SubObject**, and Comment, more subrestrictions MUST follow this restriction block.

0	1	2	3	4	5	6	7	8	9	0	1	2	3	4	5	6	7	8	9	0	1	2	3	4	5	6	7	8	9	0	1
RestrictionType																															
RestrictionData																															
...																															
...																															
PropValueNum																															
PropValue (variable)																															
...																															

RestrictionType (4 bytes): This field specifies which condition is in use. The following table specifies all available restriction types.

Name	Value	Description
RES_AND	0x00000000	Specifies a Logical AND condition.
RES_OR	0x00000001	Specifies a Logical OR condition.
RES_NOT	0x00000002	Specifies a Logical NOT condition.
RES_CONTENT	0x00000003	Content condition.
RES_PROPERTY	0x00000004	Specifies a propertycondition.
RES_COMPAREPROPS	0x00000005	Specifies a Compare propertiescondition.
RES_BITMASK	0x00000006	Specifies a Bit Mask condition.
RES_SIZE	0x00000007	Specifies a Size condition.
RES_EXIST	0x00000008	Specifies an Exist condition.
RES_SUBRESTRICTION	0x00000009	Specifies a Sub Object condition.
RES_COMMENT	0x0000000A	Specifies a Comment condition.

RestrictionData (12 bytes): This field specifies the actual data record that is associated with the restriction type. The content of this structure varies based on the restriction type. Each restriction type and its corresponding data structure is specified in the following sections.

PropValueNum (4 bytes): This field can be present, depending on the restriction type. If it is present, it specifies the number of **PropValues** that follow. See the following sections for details. This field SHOULD NOT exist unless otherwise specified for each restriction type.

PropValue (variable): Data type: **PropValue** structure, as specified in section [2.2.4.1.3.1](#).

The **PropValue** field can be present, depending on the restriction type. If it is present, this field MUST appear the number of times specified in the **PropValueNum** field. This field SHOULD NOT exist unless otherwise specified for each restriction type.

2.2.4.1.3.1 PropValue

Each **RestrictionBlock** can contain one or more **PropValue** fields. The **PropValue** field MUST use the following format:

0	1	2	3	4	5	6	7	8	9	0	1	2	3	4	5	6	7	8	9	0	1	2	3	4	5	6	7	8	9	0	1
PropertyType										PropertyID																					
Reserved																															
Data																															
...																															
Buffer (optional)...																															

PropertyType

Data Type: **WORD**

This field specifies the type of the property. The property type MUST be one of the following:

TypeName	Type ID
PtypInteger16	0x0002
PtypInteger32	0x0003
PtypFloating32	0x0004
PtypFloating64	0x0005
PtypCurrency	0x0006
PtypFloatingTime	0x0007
PtypErrorCode	0x000A
PtypBoolean	0x000B
PtypInteger64	0x0014
PtypString8	0x001E
PtypTime	0x0040
PtypGuid	0x0048
PtypBinary	0x0102

PropertyID

Data Type: **WORD**

This field specifies the ID of the property.

Reserved

Size: 4 bytes

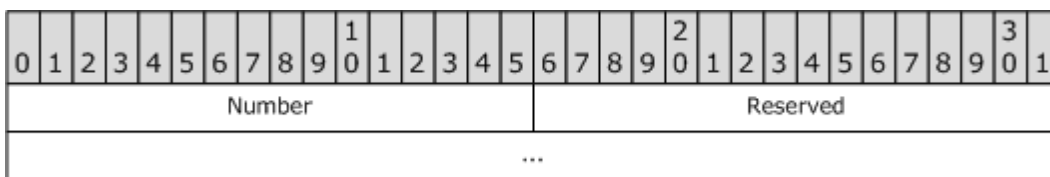
The application can fill this field with any value when writing the stream. The application MUST ignore the value of this field when reading the stream.

Data

Size: 8 bytes

The format of this field depends on the property type specified in the **PropertyType** field, as follows:

PtypInteger16 : The Data field MUST contain a 2-byte signed integer:



Number

Size: 2 bytes

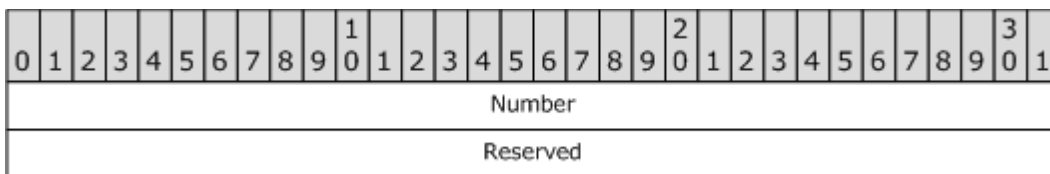
This field contains a signed integer.

Reserved

Size: 6 bytes

The application can fill this field with values of 0 when writing the stream. The application MUST ignore the value of this field when reading the stream.

PtypInteger32 : The **Data** field MUST contain a 4-byte signed integer:



Number

Size: 4 bytes

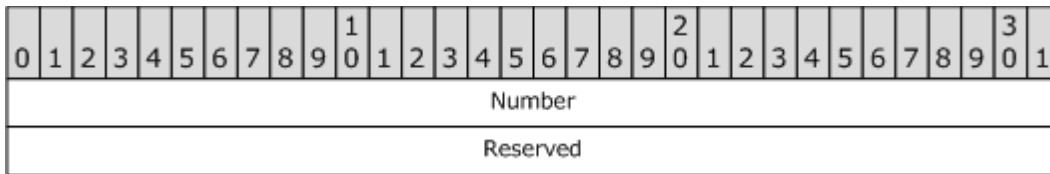
This field contains a signed integer.

Reserved

Size: 4 bytes

The application can fill this field with values of 0 when writing the stream. The application MUST ignore the value of this field when reading the stream.

PtypFloating32 : The Data field MUST contain a 4-byte floating **point** number:



Number

Size: 4 bytes

This field contains a floating point number.

Reserved

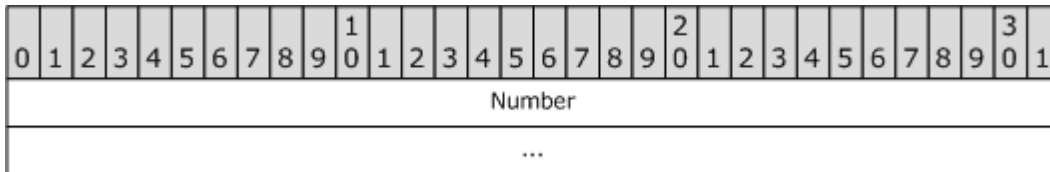
Size: 4 bytes

The application can fill this field with values of 0 when writing the stream. The application MUST ignore the value of this field when reading the stream.

PtypFloating64 : See **PtypFloatingTime** in this section.

PtypCurrency : See **PtypInteger64** in this section.

PtypFloatingTime : The Data field MUST contain an 8-byte floating point number:

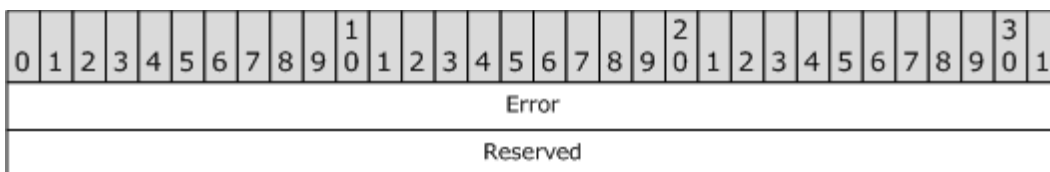


Number

Size: 8 bytes

This field contains a floating point number.

PtypErrorCode : The Data field MUST contain a 4-byte SCODE error code:



Error

Size: 4 bytes

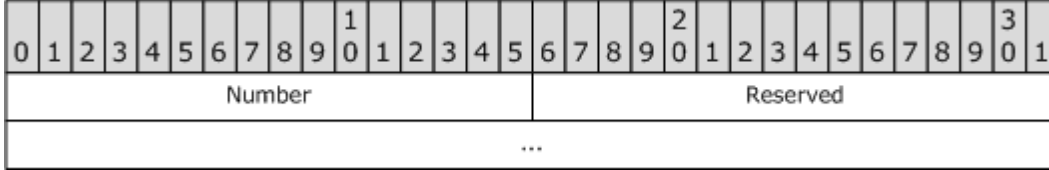
This field contains an SCODE error code.

Reserved

Size: 4 bytes

The application can fill this field with values of 0 when writing the stream. The application MUST ignore the value of this field when reading the stream.

PtypBoolean : The **Data** field MUST contain a **WORD** :



Number

Size: 2 bytes

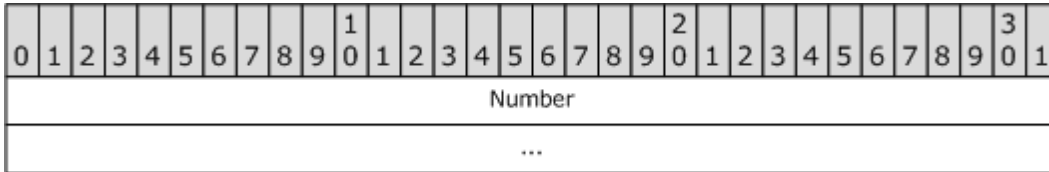
This field contains an unsigned integer.

Reserved

Size: 6 bytes

The application can fill this field with values of 0 when writing the stream. The application MUST ignore the value of this field when reading the stream.

PtypInteger64 : The **Data** field MUST contain an 8-byte signed integer:



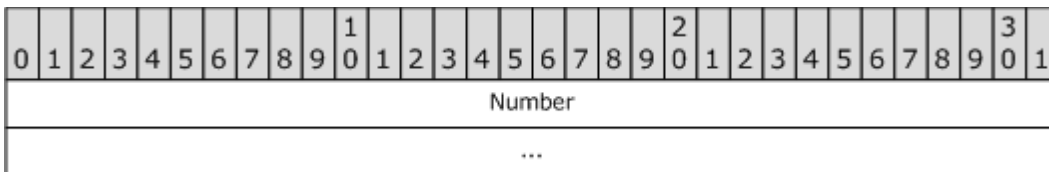
Number

Size: 8 bytes

This field contains a signed integer.

PtypString8 : See **PtypGuid** in this section. The application MUST store the string value separately in [PidTagViewDescriptorStrings](#), as specified in section [2.2.4.2](#).

PtypTime: The Data field MUST contain an 8-byte unsigned integer:

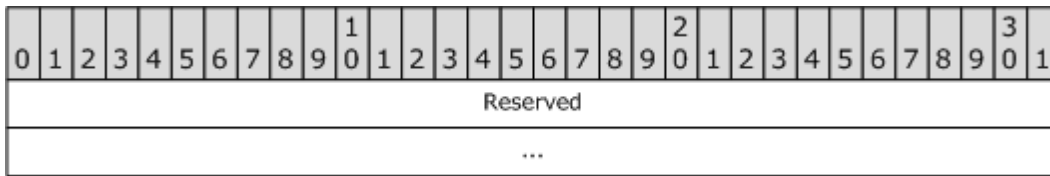


Number

Size: 8 bytes

This field contains an unsigned integer.

PtypGuid : The Data field is reserved:

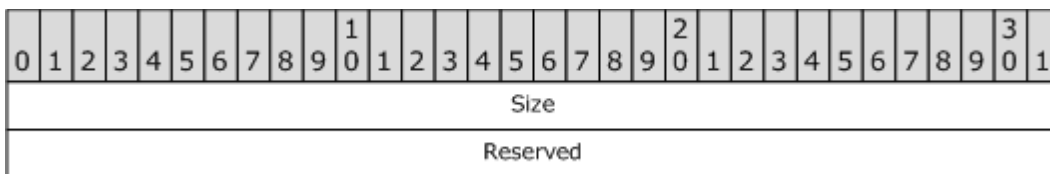


Reserved

Size: 8 bytes

The application can fill this field with values of 0 when writing the stream. The application MUST ignore the value of this field when reading the stream.

PtypBinary : The Data field MUST contain a 4-byte unsigned integer:



Size

Size: 4 bytes

This field contains an unsigned integer.

Reserved

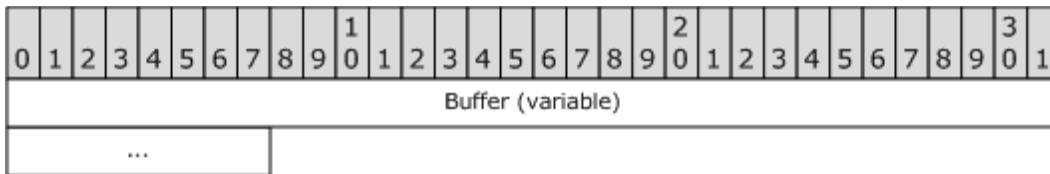
Size: 4 bytes

The application can fill this field with values of 0 when writing the stream. The application MUST ignore the value of this field when reading the stream.

Buffer

Size: Variable length

This field MUST exist only when the property type encoded in PropertyType is PtypBinary. The Buffer field contains an arbitrary binary stream. The size of the stream is specified as a number of bytes in the Size field within Data.



2.2.4.1.3.2 Logical AND Condition

The Logical AND condition is used to join a group of two or more conditions by using a logical AND operation. The result of the AND condition is TRUE if all of the child conditions evaluate to TRUE. The result is FALSE if any child condition evaluates to FALSE.

The **RestrictionBlock** of this restriction type MUST use the following format:

0	1	2	3	4	5	6	7	8	9	10	11	12	13	14	15	16	17	18	19	20	21	22	23	24	25	26	27	28	29	30	31
RestrictionType: RES_AND																															
cRes																															
Reserved																															
...																															
SubCondition																															
...																															
...																															
SubCondition																															
...																															

RestrictionType: RES_AND (4 bytes): RES_AND

cRes (4 bytes): Specifies the number of conditions that make up the **AND** condition. Each subcondition is stored in a **RestrictionBlock** and all subconditions are stored sequentially in the packet.

Reserved (8 bytes): The application can fill this field with any value when writing the stream. The application MUST ignore the value of this field when reading the stream.

SubCondition (12 bytes): Data type: **RestrictionBlock**, as specified in section [2.2.4.1.3](#).

This field specifies subconditions that make up the AND condition.

SubCondition (8 bytes): Data type: **RestrictionBlock**, as specified in section [2.2.4.1.3](#).

This field specifies subconditions that make up the AND condition.

2.2.4.1.3.3 Logical OR Condition

The Logical OR condition is used to join a group of two or more conditions by using a logical OR operation. The result of the OR condition is TRUE if any of the child conditions evaluates to TRUE. The result is FALSE if all child conditions evaluate to FALSE.

The **RestrictionBlock** of this restriction type MUST use the following format:

0	1	2	3	4	5	6	7	8	9	10	11	12	13	14	15	16	17	18	19	20	21	22	23	24	25	26	27	28	29	30	31
RestrictionType																															
cRes																															
Reserved																															
...																															
SubCondition																															
...																															
...																															
SubCondition																															
...																															

RestrictionType (4 bytes): RES_OR. It specifies the number of conditions that make up the **OR** condition.

cRes (4 bytes): It specifies the number of conditions that make up the **OR** condition.

Reserved (8 bytes): The application can fill this field with any value when writing the stream. The application MUST ignore the value of this field when reading the stream.

SubCondition (12 bytes): Data type: **RestrictionBlock**, as specified in section [2.2.4.1.3](#).

This field specifies subconditions that make up the **OR** condition.

SubCondition (8 bytes): Data type: **RestrictionBlock**, as specified in section [2.2.4.1.3](#).

This field specifies subconditions that make up the **OR** condition.

2.2.4.1.3.4 Logical NOT Condition

The Logical **NOT** condition is used to apply a logical NOT operation to one child condition. The result is **TRUE** if the child condition evaluates to **FALSE** and **FALSE** otherwise.

The **RestrictionBlock** of this restriction type MUST use the following format:

0	1	2	3	4	5	6	7	8	9	10	11	12	13	14	15	16	17	18	19	20	21	22	23	24	25	26	27	28	29	30	31
RestrictionType																															
Reserved																															
...																															
...																															
SubCondition																															
...																															
...																															

RestrictionType (4 bytes): RES_NOT

Reserved (12 bytes): The application can fill this field with any value when writing the stream. The application MUST ignore the value of this field when reading the stream.

SubCondition (12 bytes): Data type: **RestrictionBlock**, as specified in section [2.2.4.1.3](#).

It specifies a single subcondition that makes up the **NOT** condition.

2.2.4.1.3.5 Content Condition

The Content condition is used to search properties that have contents that match a search string.

The **RestrictionBlock** of this restriction type MUST use the following format:

0	1	2	3	4	5	6	7	8	9	10	11	12	13	14	15	16	17	18	19	20	21	22	23	24	25	26	27	28	29	30	31
RestrictionType																															
ulFuzzyLevel:																															
PropertyType																PropertyID															
Reserved																															

PropValueNum
PropValue

RestrictionType (4 bytes): RES_CONTENT

ulFuzzyLevel: (4 bytes): This field specifies flags that control the behavior of the string comparisons that are used to evaluate the restriction. The lower 16 bits of the fuzzy level are mutually exclusive:

Name	Values	Description
FL_FULLSTRING	0x00000000	To match, the search string MUST be the same as the value of the property.
FL_SUBSTRING	0x00000001	To match, the search string MUST be contained anywhere within the property.
FL_PREFIX	0x00000002	To match, the search string MUST appear at the beginning of the property. The two strings MUST be compared only up to the length of the search.

The upper 16 bits of the fuzzy level can be set to following values, and can be combined using the logical **OR** operation.

Name	Values	Description
FL_IGNORECASE	0x00010000	The comparison MUST be made without considering the case.
FL_IGNORENONSPACE	0x00020000	The comparison MUST ignore Unicode-defined nonspacing characters.
FL_LOOSE	0x00040000	The comparison can result in a match whenever possible, ignoring case and nonspacing characters. The interpretation of this flag is left at the discretion of the algorithm that implements the restriction.

PropertyType (2 bytes): This field specifies the type of the property, as specified in section [2.2.4.1.3](#).

PropertyID (2 bytes): This field specifies the ID of the property, as specified in section [2.2.4.1.3](#).

Reserved (4 bytes): The application can fill this field with any value when writing the stream. The application MUST ignore the value of this field when reading the stream.

PropValueNum (4 bytes): This field is specified in section [2.2.4.1.3](#). This field MUST exist in this type of restriction, and the value MUST be 0x00000001.

PropValue (4 bytes): Data type: **PropValue** structure, as specified in section [2.2.4.1.3](#).

This field appears exactly once in this type of restriction.

2.2.4.1.3.6 Property Condition

The propertycondition is used to compare the value of a property with a constant.

The **RestrictionBlock** of this restriction type MUST use the following format:

0	1	2	3	4	5	6	7	8	9	10	11	12	13	14	15	16	17	18	19	20	21	22	23	24	25	26	27	28	29	30	31
RestrictionType																															
RelOp																															
PropertyType																PropertyID															
Reserved																															
PropValueNum																															
PropValue																															

RestrictionType (4 bytes): RES_PROPERTY

RelOp (4 bytes): This field specifies the relational operator to be used in the search. The value MUST be one of the following:

Name	Values	Description
RELOP_LT	0x00000000	The condition evaluates to TRUE if the value of the property is less than the constant value.
RELOP_LE	0x00000001	The condition evaluates to TRUE if the value of the property is less than or equal to the constant value.
RELOP_GT	0x00000002	The condition evaluates to TRUE if the value of the property is greater than the constant value.
RELOP_GE	0x00000003	The condition evaluates to TRUE if the value of the property is greater than or equal to the constant value.
RELOP_EQ	0x00000004	The condition evaluates to TRUE if the value of the property is equal to the constant value.
RELOP_NE	0x00000005	The condition evaluates to TRUE if the value of the property is not equal to the constant value.

PropertyType (2 bytes): This field specifies the type of the property, as specified in section [2.2.4.1.3.](#)

PropertyID (2 bytes): This field specifies the ID of the property, as specified in section [2.2.4.1.3.](#)

Reserved (4 bytes): The application can fill this field with any value when writing the stream. The application MUST ignore the value of this field when reading the stream.

PropValueNum (4 bytes): This field is specified in section [2.2.4.1.3](#). This field MUST exist in this type of restriction, and the value MUST be 0x00000001.

PropValue (4 bytes): Data type: **PropValue** structure, as specified in section [2.2.4.1.3](#).

This field appears exactly once in this type of restriction.

2.2.4.1.3.7 Compare Properties Condition

The Compare propertiescondition is used to compare the values of two properties by using a relational operator.

The **RestrictionBlock** of this restriction type MUST use the following format:

0	1	2	3	4	5	6	7	8	9	10	11	12	13	14	15	16	17	18	19	20	21	22	23	24	25	26	27	28	29	30	31
RestrictionType																															
RelOp																															
PropertyType1																PropertyID1															
PropertyType2																PropertyID2															

RestrictionType (4 bytes): RES_COMPAREPROPS

RelOp (4 bytes): This field specifies the relational operator that is to be used in the search, as specified in section [2.2.4.1.3.6](#).

PropertyType1 (2 bytes): This field specifies the type of the first property, as specified in section [2.2.4.1.3.1](#).

PropertyID1 (2 bytes): This field specifies the ID of the first property, as specified in section [2.2.4.1.3.1](#).

PropertyType2 (2 bytes): This field specifies the type of the second property, as specified in section [2.2.4.1.3.1](#). The type of the second property MUST match the type of the first property.

PropertyID2 (2 bytes): This field specifies the ID of the second property, as specified in section [2.2.4.1.3.1](#).

2.2.4.1.3.8 Bit Mask Condition

The Bit Mask condition is used to perform a bitwise AND operation on the value of the property and to test the result produced by the operation.

The **RestrictionBlock** of this restriction type MUST use the following format:

0	1	2	3	4	5	6	7	8	9	10	11	12	13	14	15	16	17	18	19	20	21	22	23	24	25	26	27	28	29	30	31
RelOp																															
RestrictionType																															
PropertyType																PropertyID															
Mask																															

RelOp (4 bytes): This field specifies the relational operator that is to be used in the search. The value **MUST** be one of the following:

Name	Value	Description
BMR_EQZ	0x00	Perform a bitwise AND operation between the value of the Mask field and the value of the property Identified by the PropertyID and PropertyType fields. The comparison returns TRUE if the result of the operation is zero.
BMR_NEZ	0x01	Perform a bitwise AND operation between the value of the Mask field and the value of the property Identified by the PropertyID and PropertyType fields. The comparison returns TRUE if the result of the operation is not zero.

RestrictionType (4 bytes): RES_BITMASK

PropertyType (2 bytes): This field specifies the type of the property, as specified in section [2.2.4.1.3.1](#).

PropertyID (2 bytes): This field specifies the ID of the property, as specified in section [2.2.4.1.3.1](#).

Mask (4 bytes): This field specifies the bitmask that the application **MUST** use in a bitwise **AND** with the value of the property when performing the search.

2.2.4.1.3.9 Size Condition

The Size condition is used to test the size of a property value.

The **RestrictionBlock** of this restriction type **MUST** use the following format:

0	1	2	3	4	5	6	7	8	9	10	11	12	13	14	15	16	17	18	19	20	21	22	23	24	25	26	27	28	29	30	31
RestrictionType																															
RelOp																															
PropertyType																PropertyID															

Size

RestrictionType (4 bytes): RES_SIZE

RelOp (4 bytes): This field specifies the relational operator that is to be used in the search, as specified in section [2.2.4.1.3.6](#).

PropertyType (2 bytes): This field specifies the type of the property, as specified in section [2.2.4.1.3.1](#).

PropertyID (2 bytes): This field specifies the ID of the property, as specified in section [2.2.4.1.3.1](#).

Size (4 bytes): This field specifies the size in bytes that MUST be compared with the size of the value of this property when performing the search.

2.2.4.1.3.10 Exist Condition

The Exist condition is used to test whether a particular property exists on a message.

The **RestrictionBlock** of this restriction type MUST use the following format:

0	1	2	3	4	5	6	7	8	9	10	11	12	13	14	15	16	17	18	19	20	21	22	23	24	25	26	27	28	29	30	31
RestrictionType																															
Reserved1																															
PropertyType																PropertyID															
Reserved2																															

RestrictionType (4 bytes): RES_EXIST

Reserved1 (4 bytes): The application can fill this field with any value when writing the stream. The application MUST ignore the value of this field when reading the stream.

PropertyType (2 bytes): This field specifies the type of the property, as specified in section [2.2.4.1.3.1](#).

PropertyID (2 bytes): This field specifies the ID of the property, as specified in section [2.2.4.1.3.1](#).

Reserved2 (4 bytes): The application can fill this field with any value when writing the stream. The application MUST ignore the value of this field when reading the stream.

2.2.4.1.3.11 SubObject Condition

The SubObjectcondition is used to test properties on the **attachment** or **recipient table** of a message.

The **RestrictionBlock** of this restriction type MUST use the following format:

0	1	2	3	4	5	6	7	8	9	0	1	2	3	4	5	6	7	8	9	0	1	2	3	4	5	6	7	8	9	0	1
RestrictionType																															
SubObject																															
Reserved																															
...																															
SubCondition																															
...																															
...																															

RestrictionType (4 bytes): RES_SUBCONDITION

SubObject (4 bytes): The application MUST use one of the following values for this field:

Value	Description
0xE12000D	Apply the condition to the recipient table of a Message.
0xE13000D	Apply the condition to the attachment table of a Message.

Reserved (8 bytes): The application can fill this field with any value when writing the stream. The application MUST ignore the value of this field when reading the stream.

SubCondition (12 bytes): Data type: **RestrictionBlock**, as specified in section [2.2.4.1.3](#).

This field specifies a single subcondition that makes up the SubObjectcondition.

2.2.4.1.3.12 Comment Condition

Comment conditions are unlike other conditions because the conditions are not evaluated, but are only used for reference by the application. The comment condition is used to keep additional application-specific information with the restriction in the form of an arbitrary list of property tag and value pairs.

The **RestrictionBlock** of this restriction type MUST use the following format:

0	1	2	3	4	5	6	7	8	9	10	11	12	13	14	15	16	17	18	19	20	21	22	23	24	25	26	27	28	29	30	31
RestrictionType																															
cValues																															
Reserved																															
...																															
PropValueNum																															
PropValue																															
...																															
...																															
PropValue																															
...																															
...																															
...																															
SubCondition																															
...																															
...																															

RestrictionType (4 bytes): RES_COMMENT

cValues (4 bytes): This field MUST have the same value as the PropValueNum field.

Reserved (8 bytes): The application can fill this field with any value when writing the stream. The application MUST ignore the value of this field when reading the stream.

PropValueNum (4 bytes): This field is specified in section [2.2.4.1.3](#). This field MUST exist in this type of restriction.

PropValue (12 bytes): Data type: **PropValue** structure, as specified in section [2.2.4.1.3](#). This field occurs the number of times specified in the **PropValueNum** field, as specified in section [2.2.4.1.3](#).

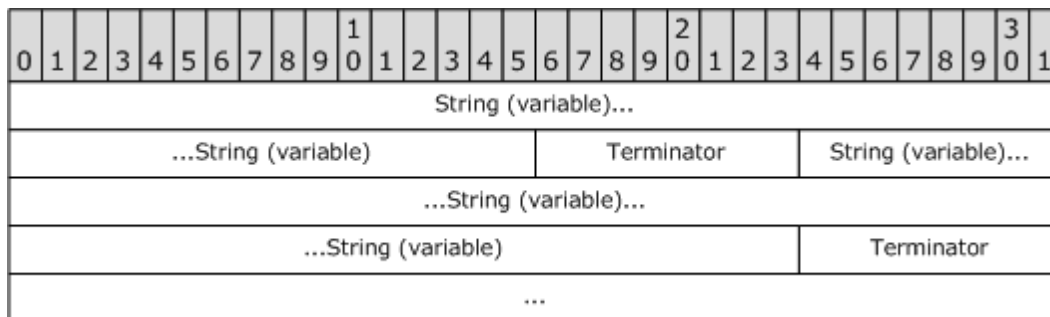
PropValue (16 bytes): Data type: **PropValue** structure, as specified in section [2.2.4.1.3](#). This field occurs the number of times specified in the **PropValueNum** field, as specified in section [2.2.4.1.3](#).

SubCondition (12 bytes): Data type: **RestrictionBlock**, as specified in section [2.2.4.1.1](#). This field specifies a single subcondition that makes up the comment condition.

2.2.4.2 PidTagViewDescriptorStrings

The client MUST store the display strings referenced in [PidTagViewDescriptorBinary](#) separately in the [PidTagViewDescriptorStrings](#) property. The client MUST concatenate the strings in the same order in which the strings are referenced in [PidTagViewDescriptorBinary](#). The first set of strings consists of the display names of each of the **ColumnInfo** structures, followed by the value of each **PropValue** structure that uses the **PtypString8** property type.

The client MUST use the following binary layout in [PidTagViewDescriptorStrings](#) :



String

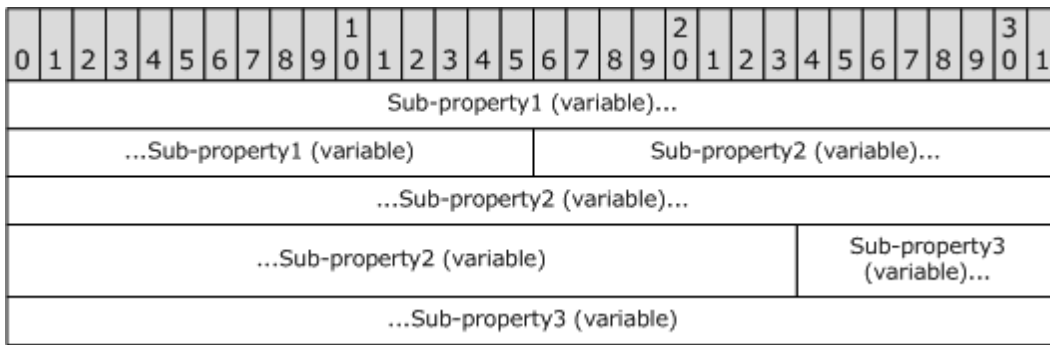
This field is an arbitrary length buffer that specifies the non-Unicode string by using the current code page of the client. The application MUST NOT include the byte value 0x0A, which corresponds to the **ASCII** newline character, in the String.

Terminator

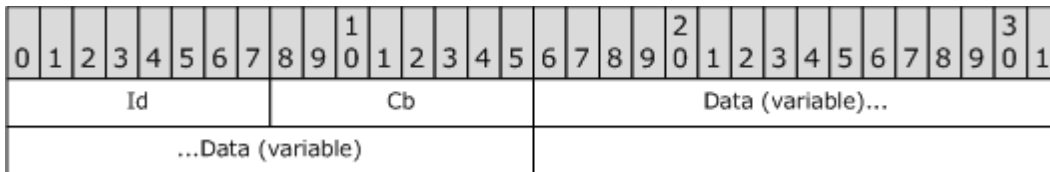
This field is a single byte that contains the value 0x0A, which corresponds to the ASCII newline character. The application MUST include a Terminator after every String, including the last String in the stream.

2.2.5 Folder Flags

The [PidTagExtendedFolderFlags](#) stream property can be set on a folder. If the property is set, the value of this property MUST be a binary stream that contains encoded **subproperties** for the folder. The format of the binary stream MUST be as follows:



The binary stream is divided into variable-length subproperty fields. The subproperty fields are byte-aligned within the binary stream. Each subproperty MUST be encoded in the following format:



Id

The subproperty **ID** value. This field uses a fixed size of 1 byte. The value of this field SHOULD be one of the following. All other values of the Id field are reserved and MUST be ignored by the application. If the application needs to rewrite the [PidTagExtendedFolderFlags](#) with different values for the subproperties that it does understand, it MUST preserve the values of any subproperties that it did not understand. Each valid subproperty **ID** MUST appear 0 - 1 times in [PidTagExtendedFolderFlags](#). The subproperties can appear in any order within the [PidTagExtendedFolderFlags](#) stream.

Name	Value
Invalid	0x00
ExtendedFlags	0x01
SearchFolderID	0x02
SearchFolderTag, as specified in [MS-OXOSRCH]	0x03
Reserved	0x04
ToDoFolderVersion	0x05
Reserved	0x06

Cb

This field specifies the unsigned size in bytes of the Data buffer of the subproperty. This field uses a fixed size of 1 byte.

Data

This field contains the value of the subproperty. This field MUST be a variable-length buffer. Because the size is specified in a single unsigned byte in the **Cb** field, the minimum size of the buffer is 0 bytes and the maximum size is 255 bytes.

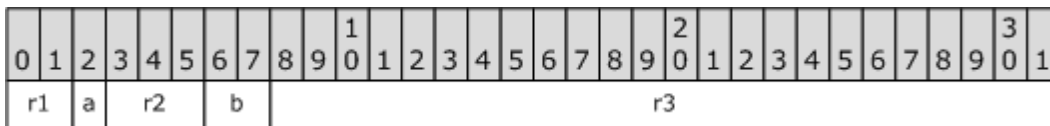
The meaning of the subproperty depends on the value of the Id field. The Id field SHOULD have one of the following values:

Invalid

This value is invalid. The application MUST NOT use it.

ExtendedFlags

The **Data** field is a 4 byte field consisting of 32 bit flags. If the subproperty does not exist, or if the [PidTagExtendedFolderFlags](#) property is not set on the folder, each flag SHOULD assume the specified default value. The layout of the flags in the buffer MUST be as follows:



r1

Reserved. The application can set these flags to any value when writing the subproperty. The application MUST ignore these flags when reading the subproperty, but it MUST preserve preexisting values if it rewrites the subproperty.

a

If the folder is subject to an administrative retention policy, this flag controls whether the application displays a string that describes the policy.

0: The application SHOULD <16> display a policy description.

1: The application MUST NOT display a policy description.

Default: 0

r2

Reserved. The application can set these flags to any value when writing the subproperty. The application MUST ignore these flags when reading the subproperty, but it MUST preserve preexisting values if it rewrites the subproperty.

b

These 2 bits control whether the application SHOULD display the total number of messages in the folder or only the number of unread messages in the folder.

00: The application uses the default value for this folder.

01: The application uses the number of unread messages in the folder.

10: The application uses the total number of messages in the folder.

11: This value is invalid. The application MUST NOT use it.

Default: The default value for the Outbox, Drafts, and Junk E-mail special folders as defined in [\[MS-OXOSFLD\]](#) is 10 (show the total number of messages). For every other folder, the default value is 01 (show the number of unread messages).

r3

Reserved. The application can set these **flags** to any value when writing the subproperty. The application MUST ignore these flags when reading the subproperty, but it MUST preserve preexisting values if it rewrites the subproperty.

SearchFolderID

The Data field is a 16 byte field. When the application creates a persistent **search folder** as defined in [\[MS-OXOSRCH\]](#), it MUST set this field on the folder to the same value as the [PidTagSearchFolderId](#) binary property on the c Message.

ToDoFolderVersion

The **Data** field is a 4 byte field. When the application creates the To-Do search folder as defined in [\[MS-OXOSFLD\]](#), it MUST be a bitmask that indicates which stream properties exist on the message. The streams types, and thus the flags, are not mutually exclusive, which corresponds to the little-endian integer value of 0x000c0000:

										1												2												3	
0	1	2	3	4	5	6	7	8	9	0	1	2	3	4	5	6	7	8	9	0	1	2	3	4	5	6	7	8	9	0	1				
0	0	0	0	0	0	0	0	0	0	0	0	1	1	0	0	0	0	0	0	0	0	0	0	0	0	0	0	0	0	0	0	0	0		

2.2.6 Conversation Actions

The client and server SHOULD [<17>](#) persist conversation action settings in an FAI message in the conversation actions settings special folder as defined in [\[MS-OXOSFLD\]](#). The following subsections enumerate the relevant properties of a conversation action FAI message [<18>](#).

2.2.6.1 PidLidConversationActionLastAppliedTime

Type: **PtypTime**

This property SHOULD [<19>](#) be the time (in UTC) that an E-mail object was last received in the conversation or the last time that the user modified the Conversation Action, whichever occurs later.

2.2.6.2 PidLidConversationActionMaxDeliveryTime

Type: **PtypTime**

This property SHOULD [<20>](#) be the maximum value of [PidTagMessageDeliveryTime](#) of all the E-mail objects modified in response to the last time the user changed a Conversation Action on the client. If no E-mail objects were changed, this property SHOULD be set to 00:00:00 Apr 1, 1601 (UTC).

2.2.6.3 PidLidConversationActionMoveFolderEid

Type: **PtypBinary**

This property SHOULD [<21>](#) be set based on the action(s) being performed on the conversation:

Action on the Conversation	Value
Move to a folder in the same store as this FAI Message	The entry ID of that folder
Move to a folder in a different store than this FAI Message	The entry ID of that folder
Ignore	Byte array of size zero
None of the above	Not set

2.2.6.4 PidLidConversationActionMoveStoreEid

Type: **PtypBinary**

This property SHOULD [<22>](#) be set based on the action(s) being performed on the conversation:

Action on the Conversation	Value
Move to a folder in the same store as this FAI message	Not set
Move to a folder in a different store than this FAI message	The entry ID of that store
Ignore	Not set
None of the above	Not set

2.2.6.5 PidLidConversationActionVersion

Type: **PtypInteger32**

This property SHOULD be set to the version of the conversation action FAI message [<23>](#). The most-significant 12 bits of [PidLidConversationActionVersion](#) comprise the major version, which SHOULD convey the version compatibility of the conversation action FAI message. The least-significant 20 bits comprise the minor version, which SHOULD describe the version of the client or server that last modified the FAI message.

This version of MS-OXOCFG specifies only the format and behavior of conversation action FAI messages with a major version of 0x004 (see below) which is in the little-endian format.

1										2										3		
0	1	2	3	4	5	6	7	8	9	0	1	2	3	4	5	6	7	8	9	0	1	
0	0	0	0	0	0	0	0	0	0	1	0	0	x	x	x	x	x	x	x	x	x	x

2.2.6.6 PidNameKeywords

Type: **PtypMultipleString**

If this conversation is being categorized, this property SHOULD [<24>](#) be set to the list of categories that are being set on incoming E-mail objects in the conversation. Otherwise, this property SHOULD NOT be set.

2.2.6.7 PidTagConversationIndex

Type: **PtypBinary**

This property SHOULD [<25>](#) be set to a 22-byte array as specified below. The ConversationID segment in the table below SHOULD be set to the [PidTagConversationId](#) shared by all the E-mail objects in the conversation.

0	1	2	3	4	5	6	7	8	9	0	1	2	3	4	5	6	7	8	9	0	1	2	3	4	5	6	7	8	9	0	1
0	0	0	0	0	0	0	1	0	0	0	0	0	0	0	0	0	0	0	0	0	0	0	0	0	0	0	0	0	0	0	0
0	0	0	0	0	0	0	0	0	0	0	0	0	0	0	0	ConversationID...															
...																															
...																															
...																															
...ConversationID																															

2.2.6.8 PidTagMessageClass

Type: **PtypString**

This property SHOULD [<26>](#) be "IPM.ConversationAction".

2.2.6.9 PidTagSubject

Type: **PtypString**

This property SHOULD [<27>](#) be set and can be set to a human-readable value to help correlate this FAI message to the E-mail objects in the conversation [<28>](#).

2.2.7 Navigation Shortcuts

Navigation shortcuts are stored as FAI messages (as specified in [\[MS-OXCMSG\]](#)) in the Common Views folder (as specified in [\[MS-OXOSFLD\]](#)) within a message database.

These messages possess additional properties that describe navigation shortcuts. These properties are described in the following subsections. [<29>](#)

2.2.7.1 PidTagMessageClass

Type: **PtypString**

Identifies the message as a navigation shortcut message. The value is "**IPM**.Microsoft.WunderBar.Link"

2.2.7.2 PidTagNormalizedSubject

Type: **PtypString**

Specifies the display name of the navigation shortcut.

2.2.7.3 PidTagWlinkGroupHeaderID

Type: **PtypGuid**

Specifies the ID of the navigation shortcut which groups other navigation shortcuts. This property SHOULD only be set when the value of [PidTagWlinkType](#) is **wblHeader**.

2.2.7.4 PidTagWlinkSaveStamp

Type: **PtypInteger32**

Specifies an integer that allows a client to identify with a high probability whether the navigation shortcut was saved by the current client session. When writing a navigation shortcut, the client writes the Session ID (described in section [3.1.3.1](#)) as the value for this property.

2.2.7.5 PidTagWlinkType

Type: **PtypInteger32**

Specifies the type of navigation shortcut

Value	Name	Description
0x00000000	wblNormalFolder	The shortcut points to a folder other than those listed below.
0x00000001	wblSearchFolder	The shortcut points to a search folder
0x00000002	wblSharedFolder	The shortcut points to a folder that is owned by a different user.
0x00000004	wblHeader	The shortcut points to the group header shortcut.

2.2.7.6 PidTagWlinkFlags

Type: **PtypInteger32**

A bit field in which each bit SHOULD be set to 1 if the associated condition in the table below applies and 0 otherwise. The possible bit values are as follows.

Value	Name	Description
0x00000001	sipPublicFolder	Shortcut points to a server public folder
0x00000004	sipImapFolder	Shortcut points to a folder accessed via IMAP
0x00000008	sipWebDavFolder	Shortcut points to a folder accessed via WebDAV
0x00000010	sipSharePointFolder	Shortcut points to a folder accessed via SharePoint
0x00000020	sipRootFolder	Shortcut points to a Root folder (IPM subtree)
0x00000100	sipSharedOut	Shortcut points to a folder that has been shared out to other users. This value can be used to display a visual indicator and does not actually set any permissions .
0x00000200	sipSharedIn	Shortcut points to a folder that is owned by another user. This value can be used to display a visual indicator and does not actually set any permissions.
0x00000400	sipPersonFolder	Shortcut points to a folder belonging to another user.
0x00000800	sipiCal	Shortcut points to a folder that accesses data from an iCalendar

Value	Name	Description
		data source (see [MS-OXCICAL]).
0x00001000	sipOverlay	Shortcut points to a Calendar folder . The contents of the Calendar folder, if displayed with other calendars, are merged into one calendar and the ordering determined by PidTagWlinkOrdinal . Merging is purely a display – no objects are created or moved between folders.
0x00002000	sipOneOffName	Shortcut has been renamed such that the value of PidTagNormalizedSubject of the shortcut does not match the value of PidTagNormalizedSubject of the folder, or the Shortcut is a group header and has been renamed from the default value.

All bits not specified in the above table are reserved. They MUST be ignored, but if set they are to be preserved.

2.2.7.7 PidTagWlinkOrdinal

Type: **PtypBinary**

Specifies a variable-length binary property that SHOULD be used to sort shortcuts lexicographically. For example, to insert a shortcut C between shortcut A with the one byte ordinal value of 128 and shortcut B with the one byte ordinal value of 129, shortcut C can be assigned the two byte ordinal 128, 128. The final byte of this property MUST NOT be 0 or 255 to ensure shortcuts can always be inserted before and after other shortcuts.

2.2.7.8 PidTagWlinkEntryId

Type: **PtypBinary**

Specifies the **EntryID** of the folder pointed to by the shortcut.

2.2.7.9 PidTagWlinkRecordKey

Type: **PtypBinary**

Specifies the value of [PidTagRecordKey](#) of the folder pointed to by the shortcut.

2.2.7.10 PidTagWlinkStoreEntryId

Type: **PtypBinary**

Specifies the value of [PidTagStoreEntryId](#) of the folder pointed to by the shortcut.

2.2.7.11 PidTagWlinkFolderType

Type: **PtypGuid**

Specifies the type of folder pointed to by the shortcut. The possible values are as follows:

Value	Name	Description
{0x0C780600, 0x0000, 0x0000, {0xC0, 0x00, 0x00, 0x00, 0x00, 0x00, 0x00, 0x46}}	CLSID_MailFolder	The folder is a mail folder

Value	Name	Description
{0x02780600, 0x0000, 0x0000, {0xC0, 0x00, 0x00, 0x00, 0x00, 0x00, 0x00, 0x46}}	CLSID_CalendarFolder	The folder is a Calendar folder
{0x01780600, 0x0000, 0x0000, {0xC0, 0x00, 0x00, 0x00, 0x00, 0x00, 0x00, 0x46}}	CLSID_ContactFolder	The folder is a contact folder
{0x03780600, 0x0000, 0x0000, {0xC0, 0x00, 0x00, 0x00, 0x00, 0x00, 0x00, 0x46}}	CLSID_TaskFolder	The folder is a task folder
{0x04780600, 0x0000, 0x0000, {0xC0, 0x00, 0x00, 0x00, 0x00, 0x00, 0x00, 0x46}}	CLSID_NoteFolder	The folder is a note folder
{0x08780600, 0x0000, 0x0000, {0xC0, 0x00, 0x00, 0x00, 0x00, 0x00, 0x00, 0x46}}	CLSID_JournalFolder	The folder is a journal folder

2.2.7.12 PidTagWlinkGroupClsid

Type: **PtypGuid**

Specifies the value of [PidTagWlinkGroupHeaderID](#) of the group header associated with the shortcut.

2.2.7.13 PidTagWlinkGroupName

Type: **PtypString**

Specifies the value of [PidTagNormalizedSubject](#) of the group header associated with the shortcut.

2.2.7.14 PidTagWlinkSection

Type: **PtypInteger32**

Specifies the section where the shortcut should be grouped. The possible values are as follows:

Value	Name	Description
0x00000001	wbsidMailFavorites	Shortcut is grouped under Mail
0x00000002	NA	NA
0x00000003	wbsidCalendar	Shortcut is grouped under Calendar
0x00000004	wbsidContacts	Shortcut is grouped under Contacts
0x00000005	wbsidTasks	Shortcut is grouped under Tasks
0x00000006	wbsidNotes	Shortcut is grouped under Notes
0x00000007	wbsidJournal	Shortcut is grouped under Journal

2.2.7.15 PidTagWlinkCalendarColor

Type: **PtypInteger32**

Specifies the background color of the calendar. The RGB values listed below can be used:

Value	Color (R, G, B)
-1	Automatic (Determined by implementation)
0	141, 174, 217
1	156, 191, 139
2	209, 149, 170
3	176, 182, 190
4	176, 182, 190
5	140, 140, 215
6	141, 193, 157
7	211, 150, 150
8	186, 186, 137
9	174, 153, 216
10	195, 176, 141
11	139, 191, 174
12	144, 182, 200
13	255, 223, 134
14	150, 169, 209

2.2.7.16 PidTagWlinkAddressBookEID

Type: **PtypBinary**

Specifies the value of [PidTagEntryId](#) of the user that the folder belongs to (see [\[MS-OXOABK\]](#)). This property SHOULD [<30>](#) be set on calendar shortcuts.

2.2.7.17 PidTagWlinkAddressBookStoreEID

Type: **PtypBinary**

Specifies the value of [PidTagStoreEntryId](#) of the current user (not the owner of the folder). This property SHOULD [<31>](#) be set on calendar shortcuts.

2.2.7.18 PidTagWlinkClientID

Type: **PtypGuid**

Specifies the Client ID that allows the client to determine whether the shortcut was created on the current machine/user via an equality test. The ID is specified in section [3.1.3.1](#). If this property is set, then the client compares the value of this property to the Client ID and only display the shortcut if the GUIDs match [<32>](#).

2.2.7.19 PidTagWlinkROGroupType

Type: **PtypInteger32**

Specifies the type of group header. If the property does not exist, the client should assume a value of -1<33>. The possible values are as follows.

Value	Name	Description
-1	wbrogUndefined	None
0	wbrogMyDepartment	Group contains shortcuts to users in his department
1	wbrogOtherDepartment	Group contains shortcuts to users in another department
2	wbrogDirectReportGroup	Group contains shortcuts to users in his direct reporting group
3	wbrogCoworkerGroup	Group contains shortcuts to coworkers of the user
4	wbrogDL	Group contains shortcuts to members of a distribution list .

3 Protocol Details

3.1 Client Details

3.1.1 Abstract Data Model

This section describes a conceptual model of possible data organization that an implementation maintains to participate in this protocol. The described organization is provided to facilitate the explanation of how the protocol behaves. This document does not mandate that implementations adhere to this model as long as their external behavior is consistent with that described in this document.

3.1.2 Timers

None.

3.1.3 Initialization

3.1.3.1 Navigation Shortcuts

On initialization of the client, the client generates a Session ID that is valid as long as the client is running. The Session ID is of type `PtypInteger32`, and is a randomly generated value.

The client also generates a Client ID for the user that is valid across sessions on first-run initialization of the client. The Client ID is of type `PtypGuid`, and is a randomly generated value.

3.1.4 Higher-Layer Triggered Events

3.1.4.1 Reading Configuration Data

To read settings in a configuration data settings group, the application MUST open the special folder that contains the configuration data message, as defined in [\[MS-OXOSFLD\]](#). The application MUST call [RopGetContentsTable](#) with the `AssociatedFlag` flag to open the **FAI contents table**, as defined in [\[MS-OXCFOLD\]](#).

The application MUST find all the **rows** in the FAI contents table that have the [PidTagMessageClass](#) `PtypString` property specified by the configuration data message that the application is trying to open, by using steps equivalent to the following, as specified in [\[MS-OXCTABL\]](#):

- Send [RopSetColumns](#) with the following properties:
 - [PidTagFolderId](#)
 - [PidTagMid](#)
 - [PidTagMessageClass](#)
 - [PidTagRoamingDatatypes](#)
- Send [RopSortTable](#) with a sort order that includes the following properties:
 - [PidTagMessageClass](#), followed by
 - [PidTagLastModificationTime](#)

- Send [RopFindRow](#), searching for a match on the [PidTagMessageClass](#) PtypString property.
- Send [RopQueryRows](#) repeatedly until either the end of the table or a row with a [PidTagMessageClass](#) PtypString property that no longer matches the configuration data message is encountered.
- Based on the subsort by [PidTagLastModificationTime](#), pick the message with the most recent (the greatest value) modification time that includes the bit that matches the [PidTagRoamingDatatypes](#) PtypInteger32 property specified by the configuration data message. If none of the messages match the [PidTagRoamingDatatypes](#) PtypInteger32 property of the configuration data message, the application MUST pick the most recently modified of all the messages.

If the application cannot find a row that matches the [PidTagMessageClass](#) and [PidTagRoamingDatatypes](#) properties of the configuration data message, that group of settings does not exist. When reading the settings, the application MUST use default values for those settings when the configuration data message cannot be found.

If the application found a matching row, it MUST open the existing message by using steps equivalent to the following, as specified in [\[MS-OXCMSG\]](#):

- Send [RopOpenMessage](#) to open the message, using the [PidTagFolderId](#) and [PidTagMid](#) properties from the table row and setting the ReadWrite flag in the *OpenModeFlags* parameter.

If the application found a matching message, it MUST retrieve the serialized settings stream from the property specified by the configuration data message by using steps equivalent to the following, as specified in [\[MS-OXCPRPT\]](#):

- Send [RopOpenStream](#) to open a **Stream object handle** on the stream property specified by the configuration data message.
- Read the serialized settings by using [RopReadStream](#).

If multiple configuration data messages of the same type are found, the configuration data messages are deemed in conflict and MUST be resolved. If no specific conflict resolution algorithm is available, the message that was picked above SHOULD be used, and the client SHOULD delete the rest of the matching configuration data messages from the message store. Regardless of the method of resolution, an application SHOULD resolve such conflicts as soon as possible, and SHOULD delete any duplicates, leaving only one configuration data message that is the result of the conflict resolution.

3.1.4.1.1 Reading Dictionaries

The client MUST prepopulate the Dictionaries with default name-value property pairs, as specified in section [2.2.3.1](#).

The client MUST read any existing settings from the configuration data message, as specified in section [3.1.4.1](#). If any existing settings are found, the client MUST parse the XML document, as specified in section [2.2.3.1](#).

If the XML document does exist, and the XML document includes a valid **OLPrefsVersion** setting specified in section [2.2.3.1](#), the client MUST then set the name-value pairs on the dictionary, overriding any default values that were prepopulated in the dictionary with matching names.

If the XML document did not exist, the **OLPrefsVersion** settings did not exist or was incorrect, any default settings did not overlap with previously saved settings, or if the client changes a setting after reading them, the client MUST write the contents of the dictionary to the configuration data message, as specified in section [3.1.4.1](#).

3.1.4.1.2 Reading Working Hours

The client MUST read any existing settings from the configuration data message, as specified in section [3.1.4.1](#). If any existing settings are found, the client MUST parse the XML document, as specified in section [2.2.3.2](#).

If the client could not find a matching configuration data message and it used default values [<34>](#), or if the user changes the preferred working hours through the client UI, the client MUST generate the XML document as specified in section [2.2.3.2](#) and save it to the configuration data message as specified in section [3.1.4.2](#)

When viewing the contents of another user's calendar folders or displaying their **Free/busy** data [\[MS-OXOCAL\]](#), the client MUST attempt to open the other user's working hours configuration data message and translate the settings from the other user's time zone to the time zone of the client. The client MUST use the other user's preferred working hours in place of the client's settings when displaying the other user's calendar folders.

If the client is unable to read the configuration data message from the other user's Calendar special folder [\[MS-OXOSFLD\]](#) (because the other user's store is inaccessible or the client has not been granted sufficient permissions to access the special folder), the client MUST treat all times as being within the other user's preferred working hours.

3.1.4.1.3 Reading Category List

A category list configuration data message is saved as an FAI message in the user's default Calendar folder [\[MS-OXOSFLD\]](#). An application can choose to read the category list at any time.

When applications encounter unknown tags or attributes, they SHOULD ignore them, but they SHOULD also rewrite them as-is when they rewrite the category list back to the configuration data message.

All times are to be stored relative to UTC. When a category is applied to a message (specified in section [3.1.4.6](#)), or the user-visible properties of the category are changed (such as color or shortcut key), the application SHOULD update the lastTimeUsed timestamp, and depending on whether the application separates different message types, the appropriate timestamp (Mail, Calendar, Contacts, Tasks, Notes, Journal), with the current time.

When viewing the contents of another user's folders [\[MS-OXOCAL\]](#), the client MUST try to open the other user's category list configuration data message. If the client is able to read the configuration data message from the other user's Calendar special folder [\[MS-OXOSFLD\]](#), the client MUST use the other user's category list settings, including color assignments, in place of the client's settings when it displays the other user's folders.

If the client is unable to read the configuration data message from the other user's Calendar special folder (because the other user's store is inaccessible or the client has not been granted sufficient permissions to access the special folder), the client MUST fall back to use its own category list settings.

3.1.4.2 Writing Configuration Data

To write settings in a configuration data settings group, the application MUST first look for a preexisting configuration data message with preexisting settings, as specified in section [3.1.4.1](#).

If the application found a matching message or created a new one, it MUST retrieve the serialized settings stream from the property specified by the configuration data message by using steps equivalent to the following, as specified in [\[MS-OXCPRPT\]](#):

- Send [RopOpenStream](#) to open a Stream object handle on the stream property specified by the configuration data message.
- Read the serialized settings by using [RopReadStream](#).

If the message does not exist, the application MUST create the message by using steps equivalent to the following, as specified in [\[MS-OXCMSG\]](#):

- Send [RopCreateMessage](#) on the folder, passing the AssociatedFlag flag.

If the application found a matching message or created a new one, it MUST save the serialized settings stream into the property specified by the configuration data message by using steps equivalent to the following, as specified in [\[MS-OXCPRPT\]](#):

- Send [RopOpenStream](#) to open a Stream object handle on the stream property specified by the configuration data message.
- Write the serialized settings using [RopWriteStream](#).

3.1.4.2.1 Writing Dictionaries

The client MUST read any existing settings from the configuration data message, as specified in section [3.1.4.1](#). If any existing settings are found, the client MUST parse the XML document, as specified in section [2.2.3.1](#).

The client MUST write the contents of the dictionary to the configuration data message, as specified in section [3.1.4.2](#).

3.1.4.2.2 Writing Working Hours

The client MUST read any existing settings from the configuration data message, as specified in section [3.1.4.1](#). If any existing settings are found, the client MUST parse the XML document, as specified in section [2.2.3.2](#).

The client MUST generate the XML document as specified in section [2.2.3.2](#) and save it to the configuration data message as specified in section [3.1.4.2](#).

3.1.4.2.3 Writing Category List

The client MUST read any existing settings from the configuration data message, as specified in section [3.1.4.1](#). If any existing settings are found, the client MUST parse the XML document, as specified in section [2.2.3.2](#).

When applications encounter unknown tags or attributes, they SHOULD ignore them, but they SHOULD also rewrite them as-is when they rewrite the category list back to the configuration data message.

The client MUST generate the XML document as specified in section [2.2.3.2](#) and save it to the configuration data message as specified in section [3.1.4.2](#).

Each category in the category list contains the following timestamps:

- **lastTimeUsed**
- **lastTimeUsedMail**
- **lastTimeUsedCalendar**

- **lastTimeUsedContacts**
- **lastTimeUsedTasks**
- **lastTimeUsedNotes**
- **lastTimeUsedJournal**

The **lastTimeUsed** timestamp MUST be set on all categories. All others are optional, and depend on whether the application shows different message types in separate windows or panes.

All times MUST be stored relative to UTC. When a category is applied to a message (specified in section 3.1.4.6), or the user visible properties of the category are changed (such as color or shortcut key), the application SHOULD update the lastTimeUsed timestamp, and depending on whether the application separates different message types, the appropriate type-specific timestamp, with the current time.

3.1.4.3 Writing View Definitions

To write settings in a view definition, the client MUST open the folder that contains the view definition message. The client MUST save the view definition message in the folder that will display that view.

The client MUST call [RopGetContentsTable](#) with the AssociatedFlag flag to open the FAI contents table, as defined in [\[MS-OXCFOLD\]](#).

If a view definition message already exists with the same [PidTagViewDescriptorName](#) in the same folder, the client MUST open that message and save the view definition there. The client MUST search for a matching row in the FAI contents table by using steps equivalent to the following, as specified in [\[MS-OXCTABL\]](#):

- Send [RopSetColumns](#) with the following properties:
 - [PidTagFolderId](#)
 - [PidTagMid](#)
 - [PidTagMessageClass](#)
 - [PidTagViewDescriptorVersion](#)
 - [PidTagViewDescriptorName](#)
- Send [RopSortTable](#) with a **sort order** that includes the following properties:
 - [PidTagMessageClass](#), followed by
 - [PidTagViewDescriptorVersion](#)
 - [PidTagViewDescriptorName](#)
- Send [RopFindRow](#), searching for a match on the [PidTagMessageClass](#), [PidTagViewDescriptorVersion](#), and [PidTagViewDescriptorName](#) properties as defined in 2.2.4.
- Send [RopQueryRows](#) to retrieve a single row and get the [PidTagFolderId](#) and [PidTagMid](#) properties of the matching message from the row.

If the message does not exist, the client MUST create the message by using steps equivalent to the following, as specified in [MS-OXCFOLD]:

- Send [RopCreateMessage](#) on the folder, passing the AssociatedFlag flag.

If the client found a matching row, it MUST open the existing message using steps equivalent to the following, as specified in [MS-OXCFOLD]:

- Send [RopOpenMessage](#) to open the message, using the [PidTagFolderId](#) and [PidTagMid](#) properties from the table row and setting the ReadWrite flag in the OpenModeFlags parameter.

If the client found a matching message or created a new one, it MUST save the serialized settings streams on the properties specified in section [2.2.4](#), by using steps equivalent to the following, as specified in [MS-OXCFOLD]:

- Send [RopOpenStream](#) to open Stream object handles on the [PidTagViewDescriptorBinary](#) and [PidTagViewDescriptorStrings](#) properties.
- Write the serialized settings by using [RopWriteStream](#).

3.1.4.4 Reading Folder Flags

Reading and writing each of the subproperties in the folder flags are triggered by different events.

3.1.4.4.1 Reading ExtendedFolderFlags

The client MUST read the bit flags in this subproperty before it can display the folder in the UI.

3.1.4.4.2 Reading SearchFolderID

The client MUST read this value from every Search folder (as specified in [\[MS-OXOSRCH\]](#)) in the Finders special folder (as specified in [\[MS-OXOSFLD\]](#)). Any search folder that has this subproperty is a persistent search folder, and the client SHOULD display the search folder as such in the UI.

3.1.4.4.3 Reading ToDoFolderVersion

The client MUST read this value from the To-Do Search folder (as specified in [\[MS-OXOSFLD\]](#)) before it displays the contents of that folder. If the **To-Do Search folder** does not exist, it does not contain this subproperty, or it does not contain the required value as defined in section [2.2.5](#), the client MUST recreate the **To-Do Search folder** or reset the criteria of the search folder, as specified in [\[MS-OXOFLAG\]](#).

3.1.4.5 Writing Folder Flags

In each case where the client needs to write a new value of one of the subproperties to the folder, it MUST preserve the values of any other unmodified subproperties on the folder, as specified in section [2.2.5](#).

3.1.4.5.1 Writing ExtendedFolderFlags

Any time the user changes one of the display options for this folder, the client MUST re-write the subproperty to the folder.

3.1.4.5.2 Writing SearchFolderID

The client MUST write this subproperty on any new persistent Search folders that it creates.

3.1.4.5.3 Writing ToDoFolderVersion

When the client recreates or resets the criteria on the To-Do Search folder, it MUST set this subproperty on the folder.

3.1.4.6 Applying a category to a Message

A message can have a list of categories stored in the [PidNameKeywords](#) multi-value **PtypMultipleString** property. To apply a new category to a message, the application MUST read the current value of [PidNameKeywords](#) from the message and check to see if the current value already contains the name of the new category. If the current value does not include the name of the new category, the application MUST insert the name of the category in the list and set the new value of [PidNameKeywords](#) on the message.

3.1.4.7 Performing a Conversation Action

Certain user actions performed on a conversation SHOULD [<35>](#) modify the conversation actions on a conversation and trigger special handling logic:

- Ignore
- Unignore
- Move to folder
- Stop moving to folder
- Add category
- Remove category
- Clear all categories

When the user performs one of these actions on a conversation, the client SHOULD identify all unique values of [PidTagConversationId](#) on the E-mail objects and do the following for each **conversation ID**:

The client SHOULD locate the conversation action FAI message in the conversation actions Settings special folder with bytes 6-21 of [PidTagConversationIndex](#) (see section [2.2.6.7](#)) corresponding to the given conversation ID. If no such FAI message exists, proceed to step 4.

If the user is performing an Unignore action and the FAI message does not indicate that there is an Ignore conversation action (as specified in sections [2.2.6.3](#) and [2.2.6.4](#)), the client SHOULD NOT perform the Unignore action for this conversation ID.

If the user is performing a Stop moving to folder action and the FAI message does not indicate that there is a Move to folder conversation action (as specified in sections [2.2.6.3](#) and [2.2.6.4](#)), the client SHOULD NOT perform the Stop moving to folder action for this conversation ID.

If no existing FAI message is found, a new FAI message SHOULD be created with the properties specified in section [2.2.6](#).

The client SHOULD locate all E-mail objects on the store with a [PidTagConversationId](#) matching the given conversation ID. If the operation cannot be done in a timely fashion, the client can [<36>](#) proceed as though no E-mail objects were found.

The client SHOULD perform the appropriate action on all located E-mail objects, as specified in the table below :

User Action	Action to perform on each E-mail object
Ignore	If the E-mail object is not in the Sent Items special folder, move the E-mail object to the Deleted Items special folder.
Unignore	If the E-mail object is in the Deleted Items special folder, move the E-mail object to the Inbox special folder.
Move to folder	If the E-mail object is not in the Sent Items special folder, move the E-mail object to the user-specified folder.
Stop moving to folder	None
Add category	Append the user-specified category to the PidNameKeywords property of each E-mail object
Remove category	Remove the user-specified category from the PidNameKeywords property of each E-mail object. If this operation would leave the PidNameKeywords property empty, delete the PidNameKeywords property instead.
Clear all categories	Delete the PidNameKeywords property from each E-mail object

The client SHOULD set the latest value of [PidTagMessageDeliveryTime](#) from the located E-mail objects as [PidLidConversationActionMaxDeliveryTime](#) on the FAI message. If no messages were found, [PidLidConversationActionMaxDeliveryTime](#) SHOULD be set to 00:00:00 (UTC) April 1, 1601.

The client SHOULD set the current time (in UTC) as [PidLidConversationActionLastAppliedTime](#) on the FAI message.

The client SHOULD perform the appropriate action on the FAI message, as specified in the table below :

User Action	Action to perform on the FAI message object
Ignore	Set PidLidConversationActionMoveFolderEid to an array of size 0. Delete PidLidConversationActionMoveStoreEid .
Unignore	Delete PidLidConversationActionMoveFolderEid and PidLidConversationActionMoveStoreEid .
Move to folder	Set PidLidConversationActionMoveFolderEid to the entry ID of the user-specified folder. If the user-specified folder is in the same store as the FAI message, delete the PidLidConversationActionMoveStoreEid . Otherwise, set PidLidConversationActionMoveStoreEid to the entry ID of the user-specified store.
Stop moving to folder	Delete PidLidConversationActionMoveFolderEid and PidLidConversationActionMoveStoreEid .

User Action	Action to perform on the FAI message object
Add category	Append the user-specified category to the PidNameKeywords property of the FAI message.
Remove category	Remove the user-specified category from the PidNameKeywords property of the FAI message. If this operation would leave the PidNameKeywords property empty, delete the PidNameKeywords property instead.
Clear all categories	Delete the PidNameKeywords property from the FAI message.

If the server returned a version less than 14.0.324.0 (as specified in section [1.7](#)) and [PidLidConversationActionMoveFolderEid](#) and [PidNameKeywords](#) are both not set, the client SHOULD delete the FAI message.

3.1.4.8 Reading Navigation Shortcuts

Navigation shortcuts are stored as FAI messages (as specified in [\[MS-OXCMSGI\]](#)) in the Common Views folder (as specified in [\[MS-OXOSFLD\]](#)) within a message database. Clients open this folder, and process all messages where the value of [PidTagMessageClass](#) is "IPM.Microsoft.WunderBar.Link". Clients SHOULD advise for notifications on this folder to process changes to this table by other clients.

3.1.4.9 Writing Navigation Shortcuts

3.1.4.9.1 Group Headers

Group headers are shortcuts that group other non-group header shortcuts together. Group headers have the following properties:

- [PidTagWlinkGroupHeaderID](#)
- [PidTagWlinkSaveStamp](#)
- [PidTagWlinkType](#)
- [PidTagWlinkFlags](#)
- [PidTagWlinkOrdinal](#)
- [PidTagWlinkFolderType](#)
- [PidTagWlinkSection](#)

3.1.4.9.2 Shortcuts

Shortcuts have the following properties:

- [PidTagWlinkSaveStamp](#)
- [PidTagWlinkType](#)
- [PidTagWlinkFlags](#)
- [PidTagWlinkOrdinal](#)

- [PidTagWlinkEntryId](#)
- [PidTagWlinkRecordKey](#)
- [PidTagWlinkStoreEntryId](#)
- [PidTagWlinkFolderType](#)
- [PidTagWlinkGroupClsid](#)
- [PidTagWlinkGroupName](#)
- [PidTagWlinkSection](#)

Shortcuts with the value of [PidTagWlinkSection](#) set to wbsidCalendar SHOULD [<37>](#) have the following properties if needed or appropriate:

- [PidTagWlinkCalendarColor](#)
- [PidTagWlinkAddressBookEID](#)
- [PidTagWlinkAddressBookStoreEID](#)
- [PidTagWlinkROGroupType](#)

Shortcuts have the following available to limit the visibility of a shortcut to a single machine:

- [PidTagWlinkClientID](#)

3.1.5 Message Processing Events and Sequencing Rules

3.1.5.1 Processing a Conversation Action on Incoming E-mail Objects

When a new E-mail object arrives in a store, the client SHOULD [<38>](#) perform the following actions:

The client SHOULD locate the conversation action FAI message in the conversation actions Settings special folder with bytes 6-21 of [PidTagConversationIndex](#) (see section [2.2.6.7](#)) corresponding to the [PidTagConversationId](#) of the incoming E-mail object. If no FAI message is found, the client SHOULD NOT process any conversation actions on the incoming E-mail object.

If [PidLidConversationProcessed](#) is set on the incoming E-mail object, the client SHOULD execute duplicate detection (as specified in section [3.1.5.1.1](#)) and SHOULD NOT process any conversation actions on the incoming E-mail object.

The client SHOULD perform the appropriate actions on the incoming E-mail object based on the properties of the FAI message, as specified below (more than one property can apply to a given FAI message):

Properties on the FAI message	Action to perform on the incoming E-mail Object
PidNameKeywords is set	If the server returned a version less than 14.0.324.0 (as specified in section 1.7), the categories in the FAI message SHOULD be appended to PidNameKeywords of the incoming E-mail object.
PidLidConversationActionMoveStoreEid is not set and PidLidConversationActionMoveFolderEid is not	If the server returned a version less than 14.0.324.0 (as specified in section 1.7), then the client SHOULD move the incoming E-mail object to the folder with an entry ID

Properties on the FAI message	Action to perform on the incoming E-mail Object
an array of size zero	equal to the PidLidConversationActionMoveFolderEid on the FAI message.
PidLidConversationActionMoveStoreEid is not set and PidLidConversationActionMoveFolderEid is an array of size zero	If the server returned a version less than 14.0.324.0 (as specified in section 1.7), then the client SHOULD move the incoming E-mail object to the Deleted Items special folder.
PidLidConversationActionMoveStoreEid is set and PidLidConversationActionMoveFolderEid is not an array of size zero	(Note that this case is not conditioned on the server version) The client SHOULD move the incoming E-mail object to the folder and store identified by the PidLidConversationActionMoveFolderEid and PidLidConversationActionMoveStoreEid , respectively.
PidLidConversationActionMoveStoreEid is set and PidLidConversationActionMoveFolderEid is an array of size zero	The client SHOULD NOT move the incoming E-mail object.

If the server returned a version less than 14.0.324.0 (as specified in section [1.7](#)) and if step 3 did not encounter an error opening the store, [PidLidConversationProcessed](#) SHOULD be set to a random number on the incoming E-mail object.

The client SHOULD set the current time (in UTC) as [PidLidConversationActionLastAppliedTime](#) on the FAI message.

3.1.5.1.1 Duplicate Detection for Conversation Action Processing

E-mail objects can be duplicated if two clients process a Move to folder conversation action on an incoming E-mail object simultaneously. If the server returned a version less than 14.0.324.0 (as specified in section [1.7](#)), the client SHOULD [<39>](#)perform duplicate detection on incoming E-mail objects:

The client SHOULD compare [PidTagSearchKey](#) property on the incoming E-mail object to the [PidTagSearchKey](#) of all recently delivered E-mail objects in the same folder [<40>](#)

If a matching E-mail object was found, the client SHOULD compare the unsigned values of the [PidLidConversationProcessed](#) property on both E-mail objects and delete the E-mail object with the smaller unsigned value, doing nothing if the unsigned values are equal.

3.1.5.2 Processing a Conversation Action on Outgoing E-mail Objects

When the client saves a copy of an outgoing E-mail object, the client SHOULD [<41>](#) perform additional processing on the copy of the E-mail object in the Sent Items special folder.

The client SHOULD locate the conversation action FAI message in the conversation actions Settings special folder with bytes 6-21 of [PidTagConversationIndex](#) (see section [2.2.6.7](#)) corresponding to the [PidTagConversationId](#) of the sent E-mail object. If no FAI message is found, the client SHOULD NOT process any conversation actions on the sent E-mail object.

If [PidNameKeywords](#) is set on the FAI message, the categories in the FAI message SHOULD be appended to [PidNameKeywords](#) of the sent E-mail object.

3.1.6 Timer Events

3.1.6.1 Expiration of Conversation Actions

If the server returned a version less than 14.0.324.0 (as specified in section [1.7](#)) and the elapsed time between the [PidLidConversationActionLastAppliedTime](#) of the FAI message and the current time is greater than an application-specific duration [<42>](#), the client SHOULD [<43>](#) delete the FAI message.

3.1.7 Other Local Events

None.

3.2 Server Details

Clients operate on folders and messages using the [\[MS-OXPROPS\]](#) protocol. How a server operates on folders and messages is implementation-dependent but the results of any such operations MUST be exposed to clients in a manner that is consistent with the Configuration Information protocol.

3.2.1 Abstract Data Model

The Abstract Data Model for the server and client roles are the same. See section [3.1.1](#).

3.2.2 Timers

None.

3.2.3 Initialization

None.

3.2.4 Higher-Layer Triggered Events

3.2.4.1 Reading Configuration Data

If multiple configuration data messages of the same type are found, the configuration data messages are deemed in conflict and MUST be resolved. If no specific conflict resolution algorithm is available, the server SHOULD pick the message with the earliest creation time stored in [PidTagCreationTime](#) when opening the configuration data message, and the rest of the configuration data messages SHOULD be deleted from the message store.

3.2.4.1.1 Reading Working Hours

The server is responsible for enforcing permissions that the user grants to the calendar special folder ([\[MS-OXOSFLD\]](#)). If the client tries to access the configuration data message without the necessary permissions, the server MUST deny access to the message.

3.2.4.1.2 Reading Category List

The server can place limits on the size of the XML document that it will parse [<44>](#).

The server is responsible for enforcing permissions that the user grants to the calendar special folder ([\[MS-OXOSFLD\]](#)). If the client tries to access the configuration data message without the necessary permissions, the server MUST deny access to the message.

3.2.4.2 Writing Configuration Data

If multiple configuration data messages of the same type are found, the configuration data messages are deemed in conflict and MUST be resolved. If no specific conflict resolution algorithm is available, the server SHOULD pick the message with the earliest modification time stored in [PidTagLastModificationTime](#) when saving the configuration data message, and the rest of the configuration data messages SHOULD be deleted from the message store.

3.2.4.3 Reading View Definitions

To read the list of available view definitions for a folder, the server MUST enumerate all of the view definition FAI messages in the folders, searching for a match on the [PidTagMessageClass](#) and [PidTagViewDescriptorVersion](#) properties as defined in section [2.2.4](#).

After the server has built the list of view definition messages, it can select one of them by using the [PidTagViewDescriptorName](#) property. After it has selected a view definition message, the server MUST read the settings from the [PidTagViewDescriptorBinary](#) and [PidTagViewDescriptorStrings](#) properties on the message.

3.2.4.4 Reading Folder Flags

Reading and writing each of the subproperties in the folder flags are triggered by different events.

3.2.4.4.1 Reading ExtendedFolderFlags

The server MUST read the bit flags in this subproperty before it can display the folder in the UI.

3.2.4.4.2 Reading SearchFolderID

The server MUST read this value from every search folder (as specified in [\[MS-OXOSRCH\]](#)) in the Finders special folder (as specified in [\[MS-OXOSFLD\]](#)). Any search folder that has this subproperty is a persistent search folder, and the server SHOULD display the search folder as such in the UI.

3.2.4.5 Writing Folder Flags

In each case where the server needs to write a new value of one of the subproperties to the folder, it MUST preserve the values of any other unmodified subproperties on the folder, as specified in section [2.2.5](#).

3.2.4.5.1 Writing ExtendedFolderFlags

Any time the user changes one of the display options for this folder, the server MUST re-write the subproperty to the folder.

3.2.4.5.2 Writing ToDoFolderVersion

When the server recreates or resets the criteria [\[MS-OXOFLAG\]](#) on the **To-Do Search folder** [\[MS-OXOSFLD\]](#), it MUST set this subproperty on the folder.

3.2.4.6 Applying a category to a Message

The server handles this **event** the same way that the client handles it, as specified in section [3.1.4.6](#).

3.2.5 Message Processing Events and Sequencing Rules

3.2.5.1 Processing a Change to a Conversation Action FAI Message

When the client **uploads** a change to a conversation action FAI message, the server [<45>](#):

Locate all E-mail objects in the store that have a [PidTagConversationId](#) matching bytes 6-21 of the [PidTagConversationIndex](#) (see section [2.2.6.7](#)) on the FAI message and that have a [PidTagMessageDeliveryTime](#) greater than the [PidLidConversationActionMaxDeliveryTime](#) on the FAI message.

Perform the appropriate action on all located E-mail objects, based on the changes to the FAI message, as specified in the table below (more than one action can apply to a given change):

FAI Message Change	Action to apply on the E-mail Object
PidLidConversationActionMoveFolderEid changed to an array of size 0	If the E-mail object is not in the Sent Items special folder, move the E-mail object to the Deleted Items special folder.
PidLidConversationActionMoveFolderEid was an array of size 0, now unset	If the E-mail object is in the Deleted Items special folder, move the E-mail object to the Inbox special folder.
PidLidConversationActionMoveFolderEid changed to a non-empty array	If PidLidConversationActionMoveStoreEid is unset and if the E-mail object is not in the Sent Items special folder, move the E-mail object to the folder with an entry ID equal to the new PidLidConversationActionMoveFolderEid on the FAI message. If PidLidConversationActionMoveStoreEid is set, do nothing.
PidLidConversationActionMoveFolderEid was a non-empty array, now unset	None
PidNameKeywords unset, set, or modified	For all categories added in this change, append the category to the PidNameKeywords property of each E-mail object. For all categories removed in this change, remove the category from the PidNameKeywords property of each E-mail object.

3.2.5.2 Processing a Conversation Action on Incoming E-mail Objects

When a new E-mail object arrives in a store, the server SHOULD [<46>](#):

Locate the conversation action FAI message in the conversation actions settings special folder with bytes 6-21 of [PidTagConversationIndex](#) (see section [2.2.6.7](#)) corresponding to the [PidTagConversationId](#) of the incoming E-mail object. If no FAI message is found, the server SHOULD NOT process any conversation actions on the incoming E-mail object.

Perform the appropriate actions on the incoming E-mail object based on the properties of the FAI message, as specified below (more than one property can apply to a given FAI message):

Properties on the FAI Message	Action to perform on the incoming E-mail Object
PidNameKeywords is set	The categories in the FAI message SHOULD be appended to PidNameKeywords of the incoming E-mail object.
PidLidConversationActionMoveStoreEid is not set	The server SHOULD move the incoming E-mail object

Properties on the FAI Message	Action to perform on the incoming E-mail Object
and PidLidConversationActionMoveFolderEid is not an array of size zero	to the folder with an entry ID equal to the PidLidConversationActionMoveFolderEid on the FAI message.
PidLidConversationActionMoveStoreEid is not set and PidLidConversationActionMoveFolderEid is an array of size zero	The server SHOULD move the incoming E-mail object to the Deleted Items special folder.
PidLidConversationActionMoveStoreEid is set	The server SHOULD NOT move the incoming E-mail object.

3.2.5.3 Processing a Conversation Action on Outgoing E-mail Objects

When the server saves a copy of an outgoing E-mail object, it SHOULD [<47>](#) perform additional processing on the copy of the E-mail object in the Sent Items special folder:

The server SHOULD locate the conversation action FAI message in the conversation actions settings special folder with bytes 6-21 of [PidTagConversationIndex](#) (see section [2.2.6.7](#)) corresponding to the [PidTagConversationId](#) of the sent E-mail object. If no FAI message is found, the server SHOULD NOT process any conversation actions on the sent E-mail object.

If [PidNameKeywords](#) is set on the FAI message, the categories in the FAI message SHOULD be appended to [PidNameKeywords](#) of the sent E-mail object.

3.2.6 Timer Events

None.

3.2.7 Other Local Events

None.

4 Protocol Examples

4.1 Configuration Data

4.1.1 Dictionaries

The following is a sample XML document stored in the [PidTagRoamingDictionary](#) property on a configuration data message, as specified in section [2.2.3.1](#):

```
<?xml version="1.0"?>
<UserConfiguration>
<Info version="Outlook.12"/>
<Data>
<e k="18-piAutoProcess" v="3-True"/>
<e k="18-piRemindDefault" v="9-15"/>
<e k="18-piReminderUpgradeTime" v="9-212864507"/>
<e k="18-OLPrefsVersion" v="9-1"/>
</Data>
</UserConfiguration>
```

4.1.2 Working Hours

The following is a sample XML document stored in the [PidTagRoamingXmlStream](#) property on a configuration data message, as specified in section [2.2.3.2.1](#):

```
<?xml version="1.0"?>
<Root xmlns="WorkingHours.xsd">
<WorkHoursVersion1>
<TimeZone>
<Bias>480</Bias>
<Standard>
<Bias>0</Bias>
<ChangeDate>
<Time>02:00:00</Time>
<Date>0000/11/01</Date>
<DayOfWeek>0</DayOfWeek>
</ChangeDate>
</Standard>
<DaylightSavings>
<Bias>-60</Bias>
<ChangeDate>
<Time>02:00:00</Time>
<Date>0000/03/02</Date>
<DayOfWeek>0</DayOfWeek>
</ChangeDate>
</DaylightSavings>
<Name>Pacific Standard Time</Name>
</TimeZone>
<TimeSlot>
<Start>09:00:00</Start>
<End>17:00:00</End>
</TimeSlot>
<WorkDays>Monday Tuesday Wednesday Thursday Friday</WorkDays>
</WorkHoursVersion1>
</Root>
```

4.1.3 Category List

The following is a sample XML document stored in the [PidTagRoamingXmlStream](#) property on a configuration data message, as specified in section [2.2.3.2.2](#):

```
<?xml version="1.0"?>
<categories default="Red Category"
  lastSavedSession="5"
  lastSavedTime="2007-12-28T03:01:50.429"
  xmlns="CategoryList.xsd">
  <category name="Red Category"
    color="0"
    keyboardShortcut="0"
    usageCount="7"
    lastTimeUsedNotes="1601-01-01T00:00:00.000"
    lastTimeUsedJournal="1601-01-01T00:00:00.000"
    lastTimeUsedContacts="1601-01-01T00:00:00.000"
    lastTimeUsedTasks="1601-01-01T00:00:00.000"
    lastTimeUsedCalendar="2007-11-28T20:05:04.703"
    lastTimeUsedMail="1601-01-01T00:00:00.000"
    lastTimeUsed="2007-11-28T20:05:04.703"
    lastSessionUsed="3"
    guid="{2B7FC69C-7046-44A2-8FF3-007D7467DC82}"/>
  <category name="Blue Category"
    color="7"
    keyboardShortcut="0"
    usageCount="6"
    lastTimeUsedNotes="1601-01-01T00:00:00.000"
    lastTimeUsedJournal="1601-01-01T00:00:00.000"
    lastTimeUsedContacts="1601-01-01T00:00:00.000"
    lastTimeUsedTasks="1601-01-01T00:00:00.000"
    lastTimeUsedCalendar="2007-12-28T03:00:07.102"
    lastTimeUsedMail="1601-01-01T00:00:00.000"
    lastTimeUsed="2007-12-28T03:00:07.102"
    lastSessionUsed="5"
    guid="{33A1EAE3-8E5E-4912-9580-69FC764FEA35}"/>
  <category name="Purple Category"
    color="8"
    keyboardShortcut="0"
    usageCount="7"
    lastTimeUsedNotes="1601-01-01T00:00:00.000"
    lastTimeUsedJournal="1601-01-01T00:00:00.000"
    lastTimeUsedContacts="1601-01-01T00:00:00.000"
    lastTimeUsedTasks="1601-01-01T00:00:00.000"
    lastTimeUsedCalendar="2007-11-28T20:03:06.018"
    lastTimeUsedMail="1601-01-01T00:00:00.000"
    lastTimeUsed="2007-11-28T20:03:06.018"
    lastSessionUsed="3"
    guid="{58AB8B90-BB05-428A-B8D2-F1C93968C144}"/>
  <category name="Green Category"
    color="4"
    keyboardShortcut="0"
    usageCount="7"
    lastTimeUsedNotes="1601-01-01T00:00:00.000"
    lastTimeUsedJournal="1601-01-01T00:00:00.000"
    lastTimeUsedContacts="1601-01-01T00:00:00.000"
    lastTimeUsedTasks="1601-01-01T00:00:00.000"
    lastTimeUsedCalendar="2007-11-28T20:05:19.468"
    lastTimeUsedMail="1601-01-01T00:00:00.000"
```

```

        lastTimeUsed="2007-11-28T20:05:19.468"
        lastSessionUsed="3"
        guid="{B60A1A8C-ECA3-4573-9CD8-842C284DCA59}"/>
<category name="Orange Category"
        color="1"
        keyboardShortcut="0"
        usageCount="2"
        lastTimeUsedNotes="1601-01-01T00:00:00.000"
        lastTimeUsedJournal="1601-01-01T00:00:00.000"
        lastTimeUsedContacts="1601-01-01T00:00:00.000"
        lastTimeUsedTasks="1601-01-01T00:00:00.000"
        lastTimeUsedCalendar="1601-01-01T00:00:00.000"
        lastTimeUsedMail="1601-01-01T00:00:00.000"
        lastTimeUsed="2007-11-21T00:07:48.517"
        lastSessionUsed="0"
        guid="{F5F57BF3-A188-48D5-A096-863ACACB2D36}"
        renameOnFirstUse="1"/>
<category name="Yellow Category"
        color="3"
        keyboardShortcut="0"
        usageCount="5"
        lastTimeUsedNotes="1601-01-01T00:00:00.000"
        lastTimeUsedJournal="1601-01-01T00:00:00.000"
        lastTimeUsedContacts="1601-01-01T00:00:00.000"
        lastTimeUsedTasks="1601-01-01T00:00:00.000"
        lastTimeUsedCalendar="2007-11-21T01:04:25.048"
        lastTimeUsedMail="1601-01-01T00:00:00.000"
        lastTimeUsed="2007-11-21T01:04:25.048"
        lastSessionUsed="2"
        guid="{CA791DEF-676C-4177-A839-CAF8878258F0}"/>
<category name="Black Category"
        color="14"
        keyboardShortcut="0"
        usageCount="6"
        lastTimeUsedNotes="1601-01-01T00:00:00.000"
        lastTimeUsedJournal="1601-01-01T00:00:00.000"
        lastTimeUsedContacts="1601-01-01T00:00:00.000"
        lastTimeUsedTasks="1601-01-01T00:00:00.000"
        lastTimeUsedCalendar="2007-12-14T02:43:30.719"
        lastTimeUsedMail="1601-01-01T00:00:00.000"
        lastTimeUsed="2007-12-14T02:43:30.719"
        lastSessionUsed="4"
        guid="{77EA6484-D31F-496E-AA07-DC4839D4327A}"/>
</categories>

```

4.2 View Definitions

In this example, a client creates a new table view that includes the following 10 columns:

- Importance
- Reminder
- Icon
- Flag Status
- Attachment

- From
- Subject
- Received
- Size
- Categories

When this new view is applied and transported to the server, the [PidTagViewDescriptorBinary](#) property stores the column description data and the [PidTagViewDescriptorStrings](#) property stores the column headers.

4.2.1 PidTagViewDescriptorBinary

The following is the complete buffer:

```

0000: 00 00 00 00 00 00 00 00-08 00 00 00 02 00 00 00
0010: 00 00 00 00 00 0B 00 00 00-08 00 00 00 00 00 00
0020: 00 00 00 00 00 00 00 00-00 00 00 00 00 00 00 00
0030: 00 00 00 00 00 00 00 00-00 00 00 00 01 00 04 00
0040: 07 00 00 00 00 00 00 00-28 00 00 00 00 00 00 00
0050: 00 00 00 00 00 00 00 00-00 00 00 00 04 00 00 00
0060: 03 00 17 00 12 00 00 00-00 00 00 00 4A 2F 00 00
0070: 00 00 00 00 00 00 00 00-00 00 00 00 00 00 00 00
0080: 17 00 00 00 0B 00 03 85-12 00 00 00 00 00 00 00
0090: 40 3F 00 00 00 00 00 00-00 00 00 00 34 01 9A 11
00a0: 00 00 00 00 03 85 00 00-08 20 06 00 00 00 00 00
00b0: C0 00 00 00 00 00 00 46-1E 00 1A 00 12 00 00 00
00c0: 00 00 00 00 0A 27 00 00-00 00 00 00 00 00 00 00
00d0: 00 00 00 00 00 00 00 00-1A 00 00 00 03 00 90 10
00e0: 12 00 00 00 00 00 00 00-4A 2F 00 00 00 00 00 00
00f0: 00 00 00 00 00 00 00 00-00 00 00 00 90 10 00 00
0100: 0B 00 1B 0E 12 00 00 00-00 00 00 00 4A 2F 00 00
0110: 00 00 00 00 00 00 00 00-00 00 00 00 00 00 00 00
0120: 1B 0E 00 00 1E 00 42 00-0C 00 00 00 00 00 00 00
0130: 00 2F 00 00 00 00 00 00-00 00 00 00 00 00 00 00
0140: 00 00 00 00 42 00 00 00-1E 00 37 00 11 00 00 00
0150: 00 00 00 00 00 2F 00 00-00 00 00 00 00 00 00 00
0160: 00 00 00 00 00 00 00 00-37 00 00 00 40 00 06 0E
0170: 10 00 00 00 00 00 00 00-40 2F 00 00 00 00 00 00
0180: 00 00 00 00 00 00 00 00-00 00 00 00 06 0E 00 00
0190: 03 00 08 0E 0C 00 00 00-00 00 00 00 40 27 00 00
01a0: 00 00 00 00 00 00 00 00-00 00 00 00 00 00 00 00
01b0: 08 0E 00 00 1E 10 00 00-12 00 00 00 00 00 00 00
01c0: 20 7B 00 00 00 00 00 00-00 00 00 00 34 01 9A 11
01d0: 01 00 00 00 64 A7 22 00-29 03 02 00 00 00 00 00
01e0: C0 00 00 00 00 00 00 46-12 00 00 00 4B 00 65 00
01f0: 79 00 77 00 6F 00 72 00-64 00 73 00 00 00 00

```

The first 8 bytes are reserved:

```
0000: 00 00 00 00 00 00 00 00
```

The next four bytes specify **Version**. After Version it is the ulFlags value:

```
0008: 08 00 00 00 02 00 00 00
```

Version: 0x00000008

ulFlags: 0x00000002 (VDF_SORTDESCENDING)

This **ulFlags** means that the view is sorted by descending order.

Next are the **pres** and **cvcd** fields:

```
0010: 00 00 00 00 0B 00 00 00
```

pres: NULL

cvcd: 0x0B

cvcd = 0x0B means 11 columns (including the blank column) are stored in this packet.

Next are the **ivcdSort** and **cCat** fields:

```
0018: 08 00 00 00 00 00 00 00
```

ivcdSort: 0x08

cCat: 0

This means that the view is sorted by column "Received" and the sort order is descending (as specified by the **ulFlags** field).

cCat is zero; this means that the table is not grouped.

Next is the **ulCatSort** field:

```
0020: 00 00 00 00
```

ulCatSort: 0

Because the table is not grouped, this field is zero.

The next 24 bytes are reserved:

```
0024-003b
```

reserved

All column information starts from address 003c. Because this view has not defined restrictions, the buffer does not store any restriction values.

4.2.1.1 Blank Column

The first column is Blank column. The column uses buffer address between 003c and 005f:

```
0030:                                01 00 04 00
0040: 07 00 00 00 00 00 00 00-28 00 00 00 00 00 00 00
0050: 00 00 00 00 00 00 00 00-00 00 00 00 04 00 00 00
```

PropertyType: 0x0001

```
0030:                                01 00
```

PropertyID: 0x0004

```
0030:                                04 00
```

Cx: 0x00000007

```
0040: 07 00 00 00
```

Reserved1:

```
0040:          00 00 00 00
```

Flags: 0x00000028, or (VCDF_BITMAP | VCDF_NOT_SORTABLE)

```
0040:          28 00 00 00
```

Reserved2:

```
0040:                                00 00 00 00
0050: 00 00 00 00 00 00 00 00
```

Kind: 0x00000000

```
0050:          00 00 00 00
```

ID: 0x00000004

0050: 04 00 00 00

4.2.1.2 Column "Importance"

Next in the buffer is the description of column "Importance":

0060: 03 00 17 00 12 00 00 00-00 00 00 00 4A 2F 00 00
0070: 00 00 00 00 00 00 00 00-00 00 00 00 00 00 00 00
0080: 17 00 00 00

PropertyType: 0x0003

0060: 03 00

PropertyID: 0x0017 ([PidTagImportance](#))

0060: 17 00

Cx: 0x00000012

0060: 12 00 00 00

Reserved1:

0060: 00 00 00 00

Flags: 0x0004A2F, or (VCDF_BITMAP | VCDF_CENTER_JUSTIFY | VCDF_SORTDLG |
VCDF_GROUPDLG | VCDF_SORTDESCENDING | VCDF_RCOLUMNSDLG | VCDF_MOVEABLE |
VCDF_COLUMNSDLG)

0060: 4A 2F 00 00

Reserved2:

0070: 00 00 00 00 00 00 00 00-00 00 00 00

Kind: 0x00000000

0070: 00 00 00 00

ID: 0x00000017

0080: 17 00 00 00

4.2.1.3 Column "Reminder"

Next in the buffer is the description of column "Reminder":

0080: 0B 00 03 85-12 00 00 00 00 00 00 00
0090: 40 3F 00 00 00 00 00 00-00 00 00 00 34 01 9A 11
00a0: 00 00 00 00 03 85 00 00-08 20 06 00 00 00 00 00
00b0: C0 00 00 00 00 00 00 46

PropertyType: 0x000B

0080: 0B 00

PropertyID: 0x8503 ([PidLidReminderSet](#))

0080: 03 85

Cx: 0x00000012

0080: 12 00 00 00

Reserved1:

0080: 00 00 00 00

Flags: 0x0003F40, or (VCDF_NAMEDPROP | VCDF_SORTDESCENDING | VCDF-RCOLUMNSDLG | VCDF_SORTDLG | VCDF_GROUPDLG | VCDF_MOVEABLE)

0090: 40 3F 00 00

Reserved2:

0090: 00 00 00 00-00 00 00 00 34 01 9A 11

Kind: 0x00000000

00a0: 00 00 00 00

ID: 0x00008503

00a0: 03 85 00 00

Guid: {00062008-0000-0000-C000-000000000046}

00a0: 08 20 06 00 00 00 00 00
00b0: c0 00 00 00 00 00 00 46

4.2.1.4 Column "Icon"

Next in the buffer is the description of column "Icon":

00b0: 1E 00 1A 00 12 00 00 00
00c0: 00 00 00 00 0A 27 00 00-00 00 00 00 00 00 00 00
00d0: 00 00 00 00 00 00 00 00-1A 00 00 00

PropertyType: 001E

PropertyID: 0x001A ([PidTagMessageClass](#))

Cx: 0x00000012

Flags: 0x000270A

Kind: 0x00000000

ID: 0x0000001A

4.2.1.5 Column "Flag Status"

Next in the buffer is the description of column "Flag Status":

00d0: 03 00 90 10
00e0: 12 00 00 00 00 00 00 00-4A 2F 00 00 00 00 00 00
00f0: 00 00 00 00 00 00 00 00-00 00 00 00 90 10 00 00

PropertyType: 0x0003

PropertyID: 0x1090 ([PidTagFlagStatus](#))

Cx: 0x00000012

Flags: 0x0002F4A

Kind: 0x00000000

ID: 0x00001090

4.2.1.6 Column "Attachment"

Next in the buffer is the description of column "attachment":

```
0100: 0B 00 1B 0E 12 00 00 00-00 00 00 00 4A 2F 00 00
0110: 00 00 00 00 00 00 00 00-00 00 00 00 00 00 00 00
0120: 1B 0E 00 00
```

PropertyType: 0x000B

PropertyID: 0x0E1B ([PidTagHasAttachments](#))

Cx: 0x00000012

Flags: 0x0002F4A

Kind: 0x00000000

ID: 0x00000E1B

4.2.1.7 Column "From"

Next in the buffer is the description of column "From":

```
0120: 1E 00 42 00-0C 00 00 00 00 00 00 00
0130: 00 2F 00 00 00 00 00 00-00 00 00 00 00 00 00
0140: 00 00 00 00 42 00 00 00
```

PropertyType: 0x001E

PropertyID: 0x0042 ([PidTagSentRepresentingName](#))

Cx: 0x0000000C

Flags: 0x0002F00

Kind: 0x00000000

ID: 0x00000042

4.2.1.8 Column "Subject"

Next in the buffer is the description of column "Subject":

```
0140: 1E 00 37 00 11 00 00 00
0150: 00 00 00 00 00 2F 00 00-00 00 00 00 00 00 00
0160: 00 00 00 00 00 00 00 00-37 00 00 00
```

PropertyType: 0x001E

PropertyID: 0x0037 ([PidTagSubject](#))

Cx: 0x00000011

Flags: 0x0002F00

Kind: 0x00000000

ID: 0x00000037

4.2.1.9 Column "Received"

Next in the buffer is the description of column "Received":

```
0160:                                     40 00 06 0E
0170: 10 00 00 00 00 00 00 00-40 2F 00 00 00 00 00 00
0180: 00 00 00 00 00 00 00 00-00 00 00 00 06 0E 00 00
```

PropertyType: 0x0040

PropertyID: 0x0E06 ([PidTagMessageDeliveryTime](#))

Cx: 0x00000010

Flags: 0x0002F40

Kind: 0x00000000

ID: 0x00000E06

4.2.1.10 Column "Size"

Next in the buffer is the description of column "Size":

```
0190: 03 00 08 0E 0C 00 00 00-00 00 00 00 40 27 00 00
01a0: 00 00 00 00 00 00 00 00-00 00 00 00 00 00 00 00
01b0: 08 0E 00 00
```

PropertyType: 0x0003

PropertyID: 0x0E08 ([PidTagMessageSize](#))

Cx: 0x0000000C

Flags: 0x0002740

Kind: 0x00000000

ID: 0x00000E08

4.2.1.11 Column "Categories"

Next in the buffer is the description of column "categories". This is a column with named property [PidNameKeywords](#) :

```
01b0:          1E 10 00 00-12 00 00 00 00 00 00 00
01c0: 20 7B 00 00 00 00 00 00-00 00 00 00 34 01 9A 11
01d0: 01 00 00 00 64 A7 22 00-29 03 02 00 00 00 00 00
01e0: C0 00 00 00 00 00 00 46-12 00 00 00 4B 00 65 00
01f0: 79 00 77 00 6F 00 72 00-64 00 73 00 00 00
```

PropertyType: 0x101E
PropertyID: 0x0000
Cx: 0x00000012
Flags: 0x0007B20
Kind: 0x00000001
Guid: {00020329-0000-0000-C000-000000000046}
BufferLength: 0x00000012
Buffer: "Keywords"

4.2.2 PidTagViewDescriptorStrings

In this example, [PidTagViewDescriptorStrings](#) contains all the column headers delimited by '\n':

```
\nImportance\nReminder\nIcon\nFlag  
Status\nAttachment\nFrom\nSubject\nReceived\nSize\nCategories\n
```

Note: The value of [PidTagViewDescriptorStrings](#) begins with '\n' because the first string value in this example is an empty string.

4.3 Conversation Actions

4.3.1 A Categorized and Moved Conversation Action

Suppose that a user has a conversation entitled "Solidifying our proposal to Fabrikam, Inc." in which the last E-mail object was delivered at 3:31 PM on 2/17/2009, Pacific Standard Time (11:31 PM on 2/17/2009, UTC). The E-mail objects in this conversation share the same value of [PidTagConversationId](#):

```
0000: B7 A2 B5 C4 AA 65 1C F2-D3 8C 62 8C 0E AF 56 C4
```

Around 3:50 PM, the user adds the categories "Fabrikam" and "Business Proposals" to the conversation. At 3:51 PM, the user then moves the conversation to a folder, "FY09 Archive", with an entry ID of:

```
0000: 00 00 00 00 0C 99 F4 ED-A2 F1 E4 41 B1 5B 9B 25  
0010: 10 91 3E 9D 02 81 00 00
```

in a store, "Archived Mail", with an entry ID of:

```
0000: 00 00 00 00 38 A1 BB 10-05 E5 10 1A A1 BB 08 00  
0010: 2B 2A 56 C2 00 00 6D 73-70 73 74 2E 64 6C 6C 00  
0020: 00 00 00 00 4E 49 54 41-F9 BF B8 01 00 AA 00 37  
0030: D9 6E 00 00 00 00 43 00-3A 00 5C 00 44 00 6F 00  
0040: 63 00 75 00 6D 00 65 00-6E 00 74 00 73 00 20 00  
0050: 61 00 6E 00 64 00 20 00-53 00 65 00 74 00 74 00
```

```

0060: 69 00 6E 00 67 00 73 00-5C 00 61 00 6A 00 61 00
0070: 6D 00 65 00 73 00 5C 00-4C 00 6F 00 63 00 61 00
0080: 6C 00 20 00 53 00 65 00-74 00 74 00 69 00 6E 00
0090: 67 00 73 00 5C 00 41 00-70 00 70 00 6C 00 69 00
00a0: 63 00 61 00 74 00 69 00-6F 00 6E 00 20 00 44 00
00b0: 61 00 74 00 61 00 5C 00-4D 00 69 00 63 00 72 00
00c0: 6F 00 73 00 6F 00 66 00-74 00 5C 00 4F 00 75 00
00d0: 74 00 6C 00 6F 00 6F 00-6B 00 5C 00 41 00 72 00
00e0: 63 00 68 00 69 00 76 00-65 00 64 00 20 00 4D 00
00f0: 61 00 69 00 6C 00 2E 00-70 00 73 00 74 00 00 00

```

The resulting FAI message in the conversation action Settings special folder will have the following properties:

Property	Value
PidLidConversationActionLastAppliedTime	23:51:11 2/17/2009
PidLidConversationActionMaxDeliveryTime	23:31:42 2/17/2009
PidLidConversationActionMoveFolderEid	0000: 00 00 00 00 0C 99 F4 ED-A2 F1 E4 41 B1 5B 9B 25 0010: 10 91 3E 9D 02 81 00 00
PidLidConversationActionMoveStoreEid	0000: 00 00 00 00 38 A1 BB 10-05 E5 10 1A A1 BB 08 00 0010: 2B 2A 56 C2 00 00 6D 73-70 73 74 2E 64 6C 6C 00 0020: 00 00 00 00 4E 49 54 41-F9 BF B8 01 00 AA 00 37 0030: D9 6E 00 00 00 00 43 00-3A 00 5C 00 44 00 6F 00 0040: 63 00 75 00 6D 00 65 00-6E 00 74 00 73 00 20 00 0050: 61 00 6E 00 64 00 20 00-53 00 65 00 74 00 74 00 0060: 69 00 6E 00 67 00 73 00-5C 00 61 00 6A 00 61 00 0070: 6D 00 65 00 73 00 5C 00-4C 00 6F 00 63 00 61 00 0080: 6C 00 20 00 53 00 65 00-74 00 74 00 69 00 6E 00 0090: 67 00 73 00 5C 00 41 00-70 00 70 00 6C 00 69 00 00a0: 63 00 61 00 74 00 69 00-6F 00 6E 00 20 00 44 00 00b0: 61 00 74 00 61 00 5C 00-4D 00 69 00 63 00 72 00 00c0: 6F 00 73 00 6F 00 66 00-74 00 5C 00 4F 00 75 00 00d0: 74 00 6C 00 6F 00 6F 00-6B 00 5C 00 41 00 72 00 00e0: 63 00 68 00 69 00 76 00-65 00 64 00 20 00 4D 00 00f0: 61 00 69 00 6C 00 2E 00-70 00 73 00 74 00 00 00
PidLidConversationActionVersion	0x003CCCCC
PidNameKeywords	{"Fabrikam", "Business Proposals"}
PidTagConversationIndex	0000: 01 00 00 00 00 00 B7 A2- B5 C4 AA 65 1C F2 D3 8C 0000: 62 8C 0E AF 56 C4
PidTagMessageClass	"IPM.ConversationAction"
PidTagSubject	"Conv.Action: Solidifying our proposal to Fabrikam, Inc."

4.4 Navigation Shortcut

4.4.1 Group Header

Ryan Gregg creates a new group header named "My Work Calendars" to group his shortcuts in the calendar section.

The client sends a [RopCreateMessage](#) request with the FolderId set to the Id of the **Common Views folder** and the Associated Flag set to 1, and waits for the server to respond. The server response contains a handle to the **Message object**.

The client uses the Session Id: 0x12345678 (generated at random on initialization), and generates a GUID for this shortcut: 5BA943D8DAAA462CA63E9136F65C8681.

The client then sends a [RopSetProperties](#) request to set the following properties:

Property	PropertyID	Property Type	Value
PidTagMessageClass	0x001A	0x001F (PtypString)	"IPM.Microsoft.WunderBar.Link"
PidTagNormalizedSubject	0x0E1D	0x001F (PtypString)	"My Work Calendars"
PidTagWlinkGroupHeaderID	0x6842	0x0048 (PtypGuid)	5BA943D8DAAA462C A63E9136F65C8681
PidTagWlinkSaveStamp	0x6847	0x0003 (PtypInteger32)	0x12345678
PidTagWlinkType	0x6849	0x0003 (PtypInteger32)	0x00000004
PidTagWlinkFlags	0x684A	0x0003 (PtypInteger32)	0x00000000
PidTagWlinkOrdinal	0x684B	0x0102 (PtypBinary)	0x80
PidTagWlinkFolderType	0x684F	0x0048 (PtypGuid)	0278060000000000 C000000000000046
PidTagWlinkSection	0x6852	0x0003 (PtypInteger32)	0x00000003

The client then sends a [RopSaveChangesMessage](#) request to persist the object on the server, and a [RopRelease](#) request to release the object.

4.4.2 Navigation Shortcut

Ryan creates a new shortcut to his folder "Meetings" and wants to group it under the new "My Work Calendars" group he created in section [4.4.1](#).

The client sends a [RopCreateMessage](#) request with the FolderId set to the Id of the Common Views folder and the Associated Flag set to 1, and waits for the server to respond. The server response contains a handle to the Message object.

The client then sends a [RopSetProperties](#) request to set the following properties:

Property	PropertyID	Property Type	Value
PidTagMessageClass	0x001A	0x001F (PtypString)	"IPM.Microsoft.WunderBar.Link"

Property	Property ID	Property Type	Value
PidTagNormalizedSubject	0x0E1D	0x001F (PtypString)	"Meetings"
PidTagWlinkSaveStamp	0x6847	0x0003 (PtypInteger32)	0x12345678
PidTagWlinkType	0x6849	0x0003 (PtypInteger32)	0x00000000
PidTagWlinkFlags	0x684A	0x0003 (PtypInteger32)	0x00000000
PidTagWlinkOrdinal	0x684B	0x0102 (PtypBinary)	0x80
PidTagWlinkEntryId	0x684C	0x0102 (PtypBinary)	See below
PidTagWlinkRecordKey	0x684D	0x0102 (PtypBinary)	See below
PidTagWlinkStoreEntryId	0x684E	0x0102 (PtypBinary)	See below
PidTagWlinkFolderType	0x684F	0x0048 (PtypGuid)	0278060000000000 C000000000000046
PidTagWlinkGroupClsid	0x6850	0x0048 (PtypGuid)	5BA943D8DAAA462C A63E9136F65C8681
PidTagWlinkGroupName	0x6851	0x001F (PtypString)	"My Work Calendars"
PidTagWlinkSection	0x6852	0x0003 (PtypInteger32)	0x00000003

The value of [PidTagWlinkEntryId](#), [PidTagWlinkRecordKey](#), and [PidTagWlinkStoreEntryId](#) are copied directly from the corresponding properties of the actual Calendar folder as described in section [2.2.7.8](#), section [2.2.7.9](#), and section [2.2.7.10](#).

The client then sends a [RopSaveChangesMessage](#) request to persist the object on the server, and a [RopRelease](#) request to release the object.

5 Security

5.1 Security Considerations for Implementers

There are no special security considerations specific to the Configuration Information protocol. General security considerations pertaining to the underlying transport apply (for details, see [\[MS-OXCMSGI\]](#)).

5.2 Index of Security Parameters

None.

6 Appendix A: Product Behavior

The information in this specification is applicable to the following product versions. References to product versions include released service packs.

- Microsoft Office Outlook 2003
- Microsoft Exchange Server 2003
- Microsoft Office Outlook 2007
- Microsoft Exchange Server 2007
- Microsoft Outlook 2010
- Microsoft Exchange Server 2010

Exceptions, if any, are noted below. If a service pack number appears with the product version, behavior changed in that service pack. The new behavior also applies to subsequent service packs of the product unless otherwise specified.

Unless otherwise specified, any statement of optional behavior in this specification prescribed using the terms SHOULD or SHOULD NOT implies product behavior in accordance with the SHOULD or SHOULD NOT prescription. Unless otherwise specified, the term MAY implies that product does not follow the prescription.

[<1> Section 2.2.1:](#) In Outlook 2007 and Outlook 2010 Cached Mode, when the local cached copy of the category list is in conflict with the copy on the server, Outlook 2007 and Outlook 2010 sometimes does not escape the single quote character.

[<2> Section 2.2.3:](#) Outlook 2003 and Exchange 2003 do not read or write **configuration data** FAI messages.

[<3> Section 2.2.3.1:](#) Exchange 2007 uses the string "Exchange.12" and Outlook 2007 uses the string "Outlook.12" for the version attribute. Exchange 2010 uses the string "Exchange.14" and Outlook 2010 uses the string "Outlook.14" for the version attribute

[<4> Section 2.2.3.1.1:](#) Outlook 2003 and Outlook 2007 do not support the piAutoDeleteReceipts property.

[<5> Section 2.2.3.2.1:](#) Outlook 2003, Outlook 2007, Exchange 2003, and Exchange 2007 do not read nor write this element.

[<6> Section 2.2.3.2.2:](#) Outlook 2007 and Outlook 2010 ignores any digits after the first 3, which means its maximum precision is milliseconds.

[<7> Section 2.2.3.2.2:](#) This restriction on the category name is supported only by Exchange 2003.

[<8> Section 2.2.3.2.2:](#) Exchange 2003 do not use this attribute data.

[<9> Section 2.2.3.2.2:](#) Outlook 2007 and Outlook 2010 will write the usage count, and periodically apply an algorithm to reduce the usage count to facilitate creating a most frequently used list. However, the MFU list is not implemented, and this attribute is not used.

[<10> Section 2.2.3.2.2:](#) Outlook 2007 and Outlook 2010 will write the last session that this category was applied or changed by the user, but this value is not used.

[<11> Section 2.2.3.2.2:](#) Exchange 2003 and Outlook 2003 SP3 do not support renaming categories.

<12> [Section 2.2.3.2.2](#): Outlook 2007 and Outlook 2010 will increment this number on every session. A new session occurs when the user boots Outlook 2007 or Outlook 2010, or when not less than 12 hours has elapsed since the previous session.

<13> [Section 2.2.3.2.3](#): Outlook 2003, Outlook 2007, Exchange 2003, and Exchange 2007 do not store the settings defined in this section.

<14> [Section 2.2.3.2.3](#): Exchange 2010 always sets the value of **OptedInto** to 'False'.

<15> [Section 2.2.4](#): View definitions are only supported in Outlook 2003.

<16> [Section 2.2.5](#): Outlook 2003 and Exchange 2003 do not support displaying this description

<17> [Section 2.2.6](#): Not supported by Outlook 2003, Outlook 2007, Exchange 2003, or Exchange 2010.

<18> [Section 2.2.6](#): Conversation actions are not supported by Outlook 2003, Outlook 2007, Exchange 2003, or Exchange 2010.

<19> [Section 2.2.6.1](#): Not supported by Outlook 2003, Outlook 2007, Exchange 2003, or Exchange 2010.

<20> [Section 2.2.6.2](#): Not supported by Outlook 2003, Outlook 2007, Exchange 2003, or Exchange 2010.

<21> [Section 2.2.6.3](#): Not supported by Outlook 2003, Outlook 2007, Exchange 2003, or Exchange 2010.

<22> [Section 2.2.6.4](#): Not supported by Outlook 2003, Outlook 2007, Exchange 2003, or Exchange 2010.

<23> [Section 2.2.6.5](#): Outlook 2003, Outlook 2007, Exchange 2003, and Exchange 2007 do not set this property and ignore it if it is set.

<24> [Section 2.2.6.6](#): Not supported by Outlook 2003, Outlook 2007, Exchange 2003, or Exchange 2010.

<25> [Section 2.2.6.7](#): Not supported by Outlook 2003, Outlook 2007, Exchange 2003, or Exchange 2010.

<26> [Section 2.2.6.8](#): Not supported by Outlook 2003, Outlook 2007, Exchange 2003, or Exchange 2010.

<27> [Section 2.2.6.9](#): Not supported by Outlook 2003, Outlook 2007, Exchange 2003, or Exchange 2010.

<28> [Section 2.2.6.9](#): Not supported by Outlook 2003, Outlook 2007, Exchange 2003, or Exchange 2010. Outlook 2010 sets [PidTagSubject](#) on the FAI message to a concatenated string, "Conv.Action: " followed by the [PidTagNormalizedSubject](#) on an E-mail object in the conversation.

<29> [Section 2.2.7](#): Navigation shortcuts are not supported by Outlook 2003, Exchange 2003, or Exchange 2007.

<30> [Section 2.2.7.16](#): Not supported by Outlook 2003, Outlook 2007, Exchange 2003, or Exchange 2010. Outlook 2010 sets the [PidTagWlinkAddressBookEID](#) property on calendar shortcuts only

<31> [Section 2.2.7.17](#): Not supported by Outlook 2003, Outlook 2007, Exchange 2003, or Exchange 2010. Outlook 2010 sets the [PidTagWlinkAddressBookStoreEID](#) property on calendar shortcuts only.

<32> [Section 2.2.7.18](#): Not supported by Outlook 2003, Outlook 2007, Exchange 2003, or Exchange 2010.

<33> [Section 2.2.7.19](#): Not supported by Outlook 2003, Outlook 2007, Exchange 2003, or Exchange 2010.

<34> [Section 3.1.4.1.2](#): Outlook 2007 and Outlook 2010 use the default values of working from 8 A.M. to 5 P.M., Monday – Friday, in the user's current system time zone.

<35> [Section 3.1.4.7](#): Not supported by Outlook 2003, Outlook 2007, Exchange 2003, or Exchange 2010.

<36> [Section 3.1.4.7](#): Outlook 2003, Outlook 2007, and Outlook 2010 will not attempt to locate matching E-mail objects if connected to an online-mode server.

<37> [Section 3.1.4.9.2](#): Not supported by Outlook 2003, Outlook 2007, Exchange 2003, or Exchange 2010. Whether Outlook 2010 sets the [PidTagWlinkCalendarColor](#), [PidTagWlinkAddressBookEID](#), [PidTagWlinkAddressBookStoreEID](#), and [PidTagWlinkROGroupType](#) is dependent upon configuration or administrative settings.

<38> [Section 3.1.5.1](#): Not supported by Outlook 2003, Outlook 2007, Exchange 2003, or Exchange 2010.

<39> [Section 3.1.5.1.1](#): Not supported by Outlook 2003, Outlook 2007, Exchange 2003, or Exchange 2010.

<40> [Section 3.1.5.1.1](#): Not supported by Outlook 2003, Outlook 2007, Exchange 2003, or Exchange 2010. Outlook 2010 maintains a cache of all E-mail objects received in the past 15 minutes.

<41> [Section 3.1.5.2](#): Not supported by Outlook 2003, Outlook 2007, Exchange 2003, or Exchange 2010.

<42> [Section 3.1.6.1](#): Outlook 2003, Outlook 2007, and Outlook 2010 have the default duration of 336 hours (14 days).

<43> [Section 3.1.6.1](#): Outlook 2003, Outlook 2007, and Outlook 2010 implement conversation action expiration without timers. Instead, every time an algorithm calls for a FAI message to be located, Outlook 2003, Outlook 2007, and Outlook 2010 run the expiration logic before proceeding with the original algorithm.

<44> [Section 3.2.4.1.2](#): Exchange 2007 and Exchange 2010 will stop reading the XML document beyond 512 KB.

<45> [Section 3.2.5.1](#): Not supported by Outlook 2003, Outlook 2007, Exchange 2003, or Exchange 2010.

<46> [Section 3.2.5.2](#): Not supported by Outlook 2003, Outlook 2007, Exchange 2003, or Exchange 2010.

<47> [Section 3.2.5.3](#): Not supported by Outlook 2003, Outlook 2007, Exchange 2003, or Exchange 2010.

7 Change Tracking

This section identifies changes made to [MS-OXOCFG] protocol documentation between July 2009 and November 2009 releases. Changes are classed as major, minor, or editorial.

Major changes affect protocol interoperability or implementation. Examples of major changes are:

- A document revision that incorporates changes to interoperability requirements or functionality.
- An extensive rewrite, addition, or deletion of major portions of content.
- A protocol is deprecated.
- The removal of a document from the documentation set.
- Changes made for template compliance.

Minor changes do not affect protocol interoperability or implementation. Examples are updates to fix technical accuracy or ambiguity at the sentence, paragraph, or table level.

Editorial changes apply to grammatical, formatting, and style issues.

No changes means that the document is identical to its last release.

Major and minor changes can be described further using the following revision types:

- New content added.
- Content update.
- Content removed.
- New product behavior note added.
- Product behavior note updated.
- Product behavior note removed.
- New protocol syntax added.
- Protocol syntax updated.
- Protocol syntax removed.
- New content added due to protocol revision.
- Content updated due to protocol revision.
- Content removed due to protocol revision.
- New protocol syntax added due to protocol revision.
- Protocol syntax updated due to protocol revision.
- Protocol syntax removed due to protocol revision.
- New content added for template compliance.
- Content updated for template compliance.

- Content removed for template compliance.
- Obsolete document removed.

Editorial changes always have the revision type "Editorially updated."

Some important terms used in revision type descriptions are defined as follows:

Protocol syntax refers to data elements (such as packets, structures, enumerations, and methods) as well as interfaces.

Protocol revision refers to changes made to a protocol that affect the bits that are sent over the wire.

Changes are listed in the following table. If you need further information, please contact protocol@microsoft.com.

Section	Tracking number (if applicable) and description	Major change (Y or N)	Revision Type
1.1 Glossary	50581 Added glossary terms.	N	Content update.
1.1 Glossary	53080 Updated a term.	N	Content update.
1.3 Protocol Overview	48327 Added "navigation shortcuts" to list of settings.	N	Content updated due to protocol revision.
1.3.5 Navigation Shortcuts	48327 Added overview of navigation shortcuts.	N	New content added due to protocol revision.
1.4 Relationship to Other Protocols	48328 Added reference to MS-OXCPRPT.	N	Content updated due to protocol revision.
2.2.3.1 Dictionaries	51540 Added description of "UserConfiguration" element.	N	Content update.
2.2.3.1.1 Calendar Options	51734 Revised description of "AutomateProcessing" setting.	N	Content update.
2.2.3.2.2 Category List	51739 Revised descriptions of attributes and elements.	N	Content updated due to protocol revision.
2.2.3.2.2 Category List	48268 Added CTRL+F12 to keyboard shortcut table.	N	Content updated due to protocol revision.
2.2.3.2.2 Category List	51330 Added descriptions for new types defined in the XSD	N	Content updated due to protocol revision.

Section	Tracking number (if applicable) and description	Major change (Y or N)	Revision Type
	schema.		
2.2.3.2.2 Category List	50581 Added description for timestamp attributes.	N	Content updated due to protocol revision.
2.2.4 View Definitions	51534 Added information regarding location of View Definitions.	N	Content updated due to protocol revision.
2.2.4.1 PidTagViewDescriptorBinary	50573 Revised field names in definition of "blank" column.	N	Content updated due to protocol revision.
2.2.4.1.1 ColumnPacket	50562 Revised description of values for "Flags" field.	N	Content update.
2.2.4.1.2 RestrictionPacket	50570 Revised description of RestrictionPacket.	N	Content updated due to protocol revision.
2.2.4.1.3.7 Compare Properties Condition	51328 Revised description of compare properties condition.	N	Content update.
2.2.6.5 PidLidConversationActionVersion	50572 Revised product behavior notes.	N	Product behavior note updated.
2.2.7.11 PidTagWlinkFolderType	48278 Revised GUID values in table.	N	Content updated due to protocol revision.
3.1.4.1.2 Reading Working Hours	50546 Revised a cross reference.	N	Content update.
3.1.4.7 Performing a Conversation Action	48329 Added specific version information to product behavior notes.	N	Content updated due to protocol revision.
3.1.5.1 Processing a Conversation Action on Incoming E-mail Objects	51736 Revised table of actions to perform on incoming E-mail object.	N	Content update.
3.1.6.1 Expiration of Conversation Actions	48329 Added specific version information to product behavior notes.	N	Content updated due to protocol revision.
3.2.5.1 Processing a Change to a Conversation Action FAI Message	51535 Revised table of actions to perform on incoming E-mail objects.	N	Content update.

Section	Tracking number (if applicable) and description	Major change (Y or N)	Revision Type
3.2.5.2 Processing a Conversation Action on Incoming E-mail Objects	51537 Revised table of actions to perform on incoming E-mail object.	N	Content update.
4.2.1.1 Blank Column	50573 Revised field names.	N	Content updated due to protocol revision.
4.2.1.2 Column "Importance"	50573 Revised field names.	N	Content updated due to protocol revision.
4.2.1.3 Column "Reminder"	50573 Revised field names.	N	Content updated due to protocol revision.
4.2.1.4 Column "Icon"	50573 Revised field names.	N	Content updated due to protocol revision.
4.2.1.5 Column "Flag Status"	50573 Revised field names.	N	Content updated due to protocol revision.
4.2.1.6 Column "Attachment"	50573 Revised field names.	N	Content updated due to protocol revision.
4.2.1.7 Column "From"	50573 Revised field names.	N	Content updated due to protocol revision.
4.2.1.8 Column "Subject"	50573 Revised field names.	N	Content updated due to protocol revision.
4.2.1.9 Column "Received"	50573 Revised field names.	N	Content updated due to protocol revision.
4.2.1.10 Column "Size"	50573 Revised field names.	N	Content updated due to protocol revision.
4.2.1.11 Column "Categories"	50573 Revised field names.	N	Content updated due to protocol revision.
4.2.2 PidTagViewDescriptorStrings	50567 Revised explanation of example value.	N	Content updated due to protocol revision.
4.4.1 Group Header	51335 Revised example properties.	N	Content update.

Section	Tracking number (if applicable) and description	Major change (Y or N)	Revision Type
4.4.2 Navigation Shortcut	51335 Revised the PidTagWlinkGroupClsid property example.	N	Content update.

8 Index

A

Abstract data model
[client](#) 67
[server](#) 78
[Applicability](#) 12

C

[Capability negotiation](#) 12
[Change tracking](#) 101
Client

[abstract data model](#) 67

D

Data model – abstract
[client](#) 67
[server](#) 78

E

[Examples - overview](#) 82

F

[Fields - vendor-extensible](#) 13

G

[Glossary](#) 7

I

[Implementer - security considerations](#) 97
[Introduction](#) 7

M

[Message Syntax Configuration Data packet](#) 15
Messages
[overview](#) 14
[transport](#) 14

N

[Normative references](#) 8

O

[Overview \(synopsis\)](#) 10

P

[packet](#) 54
[PidTagViewDescriptionBinary ColumnPacket packet](#)
37

[PidTagViewDescriptionBinary RestrictionBlock packet](#) 39

[PidTagViewDescriptionBinary RestrictionPacket packet](#) 39

[Preconditions](#) 12

[Prerequisites](#) 12

[Product behavior](#) 98

R

References

[normative](#) 8

[Relationship to other protocols](#) 11

[RestrictionBlock Bit Mask Condition packet](#) 51

[RestrictionBlock Compare Properties Condition packet](#) 51

[RestrictionBlock Content Condition packet](#) 48

[RestrictionBlock Exist Condition packet](#) 53

[RestrictionBlock Logical OR Condition packet](#) 47

[RestrictionBlock Logical AND Condition packet](#) 46

[RestrictionBlock Logical NOT Condition packet](#) 47

[RestrictionBlock Property Condition packet](#) 50

[RestrictionBlock Size Condition packet](#) 52

[RestrictionBlock SubObject Condition packet](#) 53

S

Security

[implementer considerations](#) 97

[overview](#) 97

Server

[abstract data model](#) 78

T

[Tracking changes](#) 101

[Transport](#) 14

V

[Vendor-extensible fields](#) 13

[Versioning](#) 12

[View Definitions PidTagViewDescriptorBinary packet](#) 34