

[MS-OXIMAP4]: Internet Message Access Protocol Version 4 (IMAP4) Extensions

Intellectual Property Rights Notice for Open Specifications Documentation

- **Technical Documentation.** Microsoft publishes Open Specifications documentation for protocols, file formats, languages, standards as well as overviews of the interaction among each of these technologies.
- **Copyrights.** This documentation is covered by Microsoft copyrights. Regardless of any other terms that are contained in the terms of use for the Microsoft website that hosts this documentation, you may make copies of it in order to develop implementations of the technologies described in the Open Specifications and may distribute portions of it in your implementations using these technologies or your documentation as necessary to properly document the implementation. You may also distribute in your implementation, with or without modification, any schema, IDL's, or code samples that are included in the documentation. This permission also applies to any documents that are referenced in the Open Specifications.
- **No Trade Secrets.** Microsoft does not claim any trade secret rights in this documentation.
- **Patents.** Microsoft has patents that may cover your implementations of the technologies described in the Open Specifications. Neither this notice nor Microsoft's delivery of the documentation grants any licenses under those or any other Microsoft patents. However, a given Open Specification may be covered by Microsoft's Open Specification Promise (available here: <http://www.microsoft.com/interop/osp>) or the Community Promise (available here: <http://www.microsoft.com/interop/cp/default.mspx>). If you would prefer a written license, or if the technologies described in the Open Specifications are not covered by the Open Specifications Promise or Community Promise, as applicable, patent licenses are available by contacting iplg@microsoft.com.
- **Trademarks.** The names of companies and products contained in this documentation may be covered by trademarks or similar intellectual property rights. This notice does not grant any licenses under those rights.
- **Fictitious Names.** The example companies, organizations, products, domain names, e-mail addresses, logos, people, places, and events depicted in this documentation are fictitious. No association with any real company, organization, product, domain name, email address, logo, person, place, or event is intended or should be inferred.

Reservation of Rights. All other rights are reserved, and this notice does not grant any rights other than specifically described above, whether by implication, estoppel, or otherwise.

Tools. The Open Specifications do not require the use of Microsoft programming tools or programming environments in order for you to develop an implementation. If you have access to Microsoft programming tools and environments you are free to take advantage of them. Certain Open Specifications are intended for use in conjunction with publicly available standard specifications and network programming art, and assumes that the reader either is familiar with the aforementioned material or has immediate access to it.

Revision Summary

Date	Revision History	Revision Class	Comments
04/04/2008	0.1		Initial Availability.
06/27/2008	1.0		Initial Release.
08/06/2008	1.01		Revised and edited technical content.
09/03/2008	1.02		Updated references.
12/03/2008	1.03		Minor editorial fixes.
03/04/2009	1.04		Revised and edited technical content.
04/10/2009	2.0		Updated technical content and applicable product releases.
07/15/2009	3.0	Major	Revised and edited for technical content.
11/04/2009	3.1.0	Minor	Updated the technical content.
02/10/2010	3.2.0	Minor	Updated the technical content.
05/05/2010	3.2.1	Editorial	Revised and edited the technical content.
08/04/2010	4.0	Major	Significantly changed the technical content.
11/03/2010	4.1	Minor	Clarified the meaning of the technical content.
03/18/2011	5.0	Major	Significantly changed the technical content.
08/05/2011	5.1	Minor	Clarified the meaning of the technical content.
10/07/2011	5.1	No change	No changes to the meaning, language, or formatting of the technical content.

Table of Contents

1 Introduction	5
1.1 Glossary	5
1.2 References	5
1.2.1 Normative References	5
1.2.2 Informative References	6
1.3 Overview	6
1.4 Relationship to Other Protocols	8
1.5 Prerequisites/Preconditions	8
1.6 Applicability Statement	8
1.7 Versioning and Capability Negotiation	8
1.8 Vendor-Extensible Fields	8
1.9 Standards Assignments	9
2 Messages	10
2.1 Transport	10
2.2 Message Syntax	10
2.2.1 AUTHENTICATE Extensions	10
2.2.2 IMAP4 Server Messages	12
2.2.3 IMAP4 Client Messages	12
2.2.4 IMAP4 Delegate Access	13
2.2.5 UIDPLUS Extension	13
3 Protocol Details	14
3.1 IMAP4 Client Details	14
3.1.1 Abstract Data Model	14
3.1.1.1 IMAP4 State Model	14
3.1.1.2 NTLM Subsystem Interaction	15
3.1.2 Timers	16
3.1.3 Initialization	16
3.1.4 Higher-Layer Triggered Events	16
3.1.5 Message Processing Events and Sequencing Rules	16
3.1.5.1 Receiving an IMAP4_NTLM_Supported_Response Message	16
3.1.5.2 Receiving an IMAP4_AUTHENTICATE_NTLM_Unsupported_Response Message	17
3.1.5.3 Receiving an IMAP4_NTLM_AUTHENTICATE_Blob_Response Message	17
3.1.5.3.1 Error from NTLM	17
3.1.5.3.2 NTLM Reports Success and Returns an NTLM Message	17
3.1.5.4 Receiving an IMAP4_AUTHENTICATE_NTLM_Succeeded_Response Message	17
3.1.5.5 Receiving an IMAP4_AUTHENTICATE_NTLM_Fail_Response Message	17
3.1.6 Timer Events	17
3.1.7 Other Local Events	17
3.2 IMAP4 Server Details	18
3.2.1 Abstract Data Model	18
3.2.1.1 IMAP4 State Model	18
3.2.1.2 NTLM Subsystem Interaction	19
3.2.2 Timers	20
3.2.3 Initialization	20
3.2.4 Higher-Layer Triggered Events	20
3.2.5 Message Processing Events and Sequencing Rules	20
3.2.5.1 Receiving an IMAP4_AUTHENTICATE_NTLM_Initiation_Command Message	21
3.2.5.2 Receiving an IMAP4_AUTHENTICATE_NTLM_Blob_Command Message	21

3.2.5.2.1	NTLM Returns Success, Returning an NTLM Message	21
3.2.5.2.2	NTLM Returns Success, Indicating Authentication Completed Successfully ..	21
3.2.5.2.3	NTLM Returns Status, Indicating User Name or Password Was Incorrect	21
3.2.5.2.4	NTLM Returns a Failure Status, Indicating Any Other Error	21
3.2.5.3	Receiving an IMAP4_AUTHENTICATE_NTLM_Cancellation_Command Message ..	22
3.2.6	Timer Events	22
3.2.7	Other Local Events	22
4	Protocol Examples	23
4.1	IMAP4 Client Successfully Authenticating to an IMAP4 Server	23
4.2	IMAP4 Client Unsuccessfully Authenticating to an IMAP4 Server	24
5	Security	27
5.1	Security Considerations for Implementers	27
5.2	Index of Security Parameters	27
6	Appendix A: Product Behavior	28
7	Change Tracking	29
8	Index	30

1 Introduction

Internet Message Access Protocol Version 4 (IMAP4) Extensions are extensions to IMAP4. These extensions include the following:

- An NTLM (NT LAN Manager) authentication mechanism for IMAP4. This is a proprietary extension that is used with the **IMAP4 AUTHENTICATE** command.
- A delegate access mechanism for IMAP4. This is a proprietary extension that is used with the **IMAP4 LOGIN** command.
- An **IMAP4 UIDPLUS** command extension.

For the purpose of this document, the NTLM authentication mechanism for IMAP4 is referred to as "NTLM IMAP4 Extension".

Sections 1.8, 2, and 3 of this specification are normative and contain RFC 2119 language. Section 1.5 and 1.9 are also normative but cannot contain RFC 2119 language. All other sections and examples in this specification are informative.

1.1 Glossary

The following terms are defined in [\[MS-GLOS\]](#):

ASCII
Augmented Backus-Naur Form (ABNF)
base64
connection-oriented NTLM
domain
flags
Hypertext Transfer Protocol (HTTP)
user principal name (UPN)

The following terms are defined in [\[MS-OXGLOS\]](#):

alias
base64 encoding
delegate
delegate access
mailbox
NTLM message
plain text

The following terms are specific to this document:

MAY, SHOULD, MUST, SHOULD NOT, MUST NOT: These terms (in all caps) are used as described in [\[RFC2119\]](#). All statements of optional behavior use either MAY, SHOULD, or SHOULD NOT.

1.2 References

1.2.1 Normative References

We conduct frequent surveys of the normative references to assure their continued availability. If you have any issue with finding a normative reference, please contact dochelp@microsoft.com. We will assist you in finding the relevant information. Please check the archive site,

<http://msdn2.microsoft.com/en-us/library/E4BD6494-06AD-4aed-9823-445E921C9624>, as an additional source.

[MS-NLMP] Microsoft Corporation, "[NT LAN Manager \(NTLM\) Authentication Protocol Specification](#)".

[RFC1731] Myers, J., "IMAP4 Authentication Mechanisms", RFC 1731, December 1994, <http://www.rfc-editor.org/rfc/rfc1731.txt>

[RFC1734] Myers, J., "POP3 AUTHentication Command", RFC 1734, December 1994, <http://www.ietf.org/rfc/rfc1734.txt>

[RFC2119] Bradner, S., "Key words for use in RFCs to Indicate Requirement Levels", BCP 14, RFC 2119, March 1997, <http://www.rfc-editor.org/rfc/rfc2119.txt>

[RFC2177] Leiba, B., "IMAP4 IDLE command", RFC 2177, June 1997, <http://www.rfc-editor.org/rfc/rfc2177.txt>

[RFC3501] Crispin, M., "INTERNET MESSAGE ACCESS PROTOCOL – VERSION 4rev1", RFC 3501, March 2003, <http://www.rfc-editor.org/rfc/rfc3501.txt>

[RFC4315] Crispin, M., "Internet Message Access Protocol (IMAP) - UIDPLUS extension", RFC 4315, December 2005, <http://www.rfc-editor.org/rfc/rfc4315.txt>

[RFC5234] Crocker, D., Ed., and Overell, P., "Augmented BNF for Syntax Specifications: ABNF", STD 68, RFC 5234, January 2008, <http://www.rfc-editor.org/rfc/rfc5234.txt>

[RFC822] Crocker, D.H., "Standard for ARPA Internet Text Messages", STD 11, RFC 822, August 1982, <http://www.ietf.org/rfc/rfc0822.txt>

1.2.2 Informative References

[MS-GLOS] Microsoft Corporation, "[Windows Protocols Master Glossary](#)".

[MS-OXGLOS] Microsoft Corporation, "[Exchange Server Protocols Master Glossary](#)".

[RFC2045] Freed, N., and Borenstein, N., "Multipurpose Internet Mail Extensions (MIME) Part One: Format of Internet Message Bodies", RFC 2045, November 1996, <http://ietf.org/rfc/rfc2045.txt>

1.3 Overview

Client applications that connect to the Internet Message Access Protocol - Version 4 (IMAP4) service can use either standard **plain text** authentication or NTLM authentication.

The NTLM IMAP4 Extension specifies how an IMAP4 client and IMAP4 server can use NTLM authentication so that the IMAP4 server can authenticate the IMAP4 client. NTLM is a challenge/response authentication protocol that depends on the application layer protocols to transport NTLM packets from client to server, and from server to client.

This specification describes an embedded protocol in which NTLM authentication data is first transformed into a **base64** representation, and then formatted by padding with IMAP4 keywords. The sequence of transformations performed on an **NTLM message** to produce a message that can be sent over IMAP4 is shown in the following diagram.

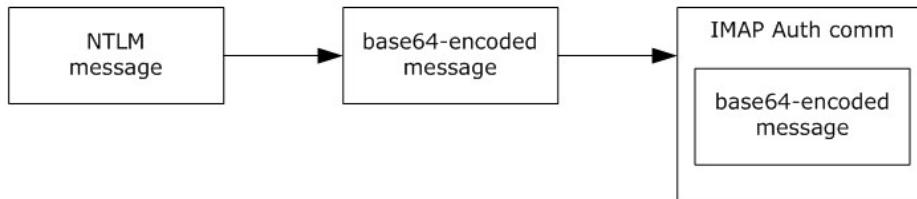


Figure 1: Relationship between NTLM message and IMAP4: NTLM Authentication Protocol message

This specification describes a pass-through protocol that does not specify the structure of NTLM information. Instead, the protocol relies on the software that implements the NTLM Authentication Protocol to process each NTLM message to be sent or received.

This specification defines a server and a client role.

When IMAP4 performs an NTLM authentication, it has to interact with the NTLM subsystem appropriately. The following is an overview of this interaction.

If acting as an IMAP4 client:

1. The NTLM subsystem returns the first NTLM message to the client, to be sent to the server.
2. The client applies the **base64 encoding** and IMAP4-padding transformations to produce an IMAP4 message and send this message to the server.
3. The client waits for a response from the server. When the response is received, the client checks to determine whether the response indicates the end of authentication (success or failure), or that authentication is continuing.
4. If the authentication is continuing, the response message is stripped of the IMAP4 padding, base64 decoded, and passed into the NTLM subsystem, upon which the NTLM subsystem can return another NTLM message that has to be sent to the server. Steps 3 and 4 are repeated until authentication succeeds or fails.

If acting as an IMAP4 server:

1. The server then waits to receive the first IMAP4 authentication message from the client.
2. When an IMAP4 message is received from the client, the IMAP4 padding is removed, the message is base64 decoded, and the resulting NTLM message is passed into the NTLM subsystem.
3. The NTLM subsystem returns a status that indicates whether authentication completed.

4. If the authentication continues, the NTLM subsystem returns an NTLM message that has to be sent to the client. This message is base64 encoded, the IMAP4 padding is applied and sent to the client. Steps 2 through 4 are repeated until authentication succeeds or fails.

1.4 Relationship to Other Protocols

The NTLM IMAP4 Extension uses the IMAP4 AUTHENTICATE extension mechanism, as described in [\[RFC1731\]](#), and is an embedded protocol. Unlike standalone application protocols, such as Telnet or **Hypertext Transfer Protocol (HTTP)**, packets for this extension are embedded in IMAP4 commands and server responses.

IMAP4 specifies only the sequence in which an IMAP4 server and an IMAP4 client are required to exchange NTLM messages to successfully authenticate the client to the server. It does not specify how the client obtains NTLM messages from the local NTLM software, or how the IMAP4 server processes NTLM messages. The IMAP4 client and IMAP4 server implementations depend on the availability of an implementation of the NTLM Authentication Protocol, as described in [\[MS-NLMP\]](#), to obtain and process NTLM messages and on the availability of the base64 encoding and decoding mechanisms, as described in [\[RFC2045\]](#), to encode and decode the NTLM messages that are embedded in IMAP4 packets.

1.5 Prerequisites/Preconditions

Because IMAP4 depends on NTLM to authenticate the client to the server, both server and client require access to an implementation of the NTLM Authentication Protocol, as described in [\[MS-NLMP\]](#), that is capable of supporting **connection-oriented NTLM**.

1.6 Applicability Statement

The NTLM IMAP4 Extension is required to be used only when implementing an IMAP4 client that has to authenticate to an IMAP4 server by using NTLM authentication.

1.7 Versioning and Capability Negotiation

This specification covers versioning issues in the following areas:

- **Security and Authentication methods:** The NTLM IMAP4 Extension supports the NTLMv1 and NTLMv2 authentication methods, as described in [\[MS-NLMP\]](#).
- **Capability Negotiation:** IMAP4 does not support negotiation of which version of the NTLM Authentication Protocol to use. Instead, the NTLM Authentication Protocol version has to be configured on both the client and the server prior to authentication. NTLM Authentication Protocol version mismatches are handled by the NTLM Authentication Protocol implementation, and not by IMAP4.

The client discovers whether the server supports **NTLM** authentication through the **IMAP4 CAPABILITY** command, upon which the server responds with a list of supported features, among which authentication mechanisms are listed. If NTLM is supported, the server includes the word "AUTH=NTLM" in the list. The messages involved are described in [2.2](#) of this document.

1.8 Vendor-Extensible Fields

None.

1.9 Standards Assignments

None.

2 Messages

The following sections specify how the NTLM IMAP4 Extension messages are transported, along with the NTLM IMAP4 Extension message syntax. <1>

2.1 Transport

The NTLM IMAP4 Extension does not establish transport connections. Instead, NTLM IMAP4 Extension messages are encapsulated in IMAP4 commands and responses. The way in which NTLM IMAP4 Extension messages are encapsulated in IMAP4 commands is specified in section 2.2 of this document.

2.2 Message Syntax

The NTLM IMAP4 Extension messages are divided into the following three categories, depending on whether the message was sent by the server or the client:

- **AUTHENTICATE** extensions
- IMAP4 server messages
- IMAP4 client messages

The **IMAP4 LOGIN** command extension enables optional **delegate access**. The **LOGIN** command extension adds an additional optional parameter that identifies the principal in a delegate access scenario. The **LOGIN** command for these extensions has four extended formats, as specified in [\[RFC3501\]](#).

2.2.1 AUTHENTICATE Extensions

The first category of IMAP4 messages is messages that fall within the **AUTHENTICATE** command extensibility framework. The **AUTHENTICATE** command extensibility framework is specified in [\[RFC1731\]](#). Some messages have parameters that have to be customized by the extensibility mechanism (such as NTLM). The following customizations are described in this specification. The tag rule in the syntax later in this section is specified in [\[RFC3501\]](#) section 9. All human readable strings are arbitrary and do not affect protocol functionality. Message syntax is shown in **ABNF**. (For more information about ABNF, see [\[RFC5234\]](#).)

- A client can query the server to see if NTLM is supported. This is accomplished by issuing the **CAPABILITY** command without any parameters. The **CAPABILITY** command is specified in [\[RFC3501\]](#) section 6.1.1. This is shown by the following message syntax:

```
client_capability = tag "CAPABILITY" CRLF
```

```
tag = prose-val
```

- The server responds to this message with an untagged message that has a list of supported capabilities, followed by a tagged confirmation message. The prose-val rule is specified in [\[RFC5234\]](#) section 4. This sequence is shown in the following message syntax:

```
server_capability = "* CAPABILITY IMAP4 IMAP4rev1" AUTH=NTLM / AUTH=GSSAPI / AUTH=PLAIN  
"IDLE NAMESPACE LITERAL+" CRLF
```

```
server_confirmation = tag OK prose-val CRLF
```

- [\[RFC1731\]](#) defines the syntax of the **AUTHENTICATE** command to initiate authentication. The parameter mechanism is defined to be the string "NTLM" for the NTLM IMAP4 Extension. The command to initiate an NTLM conversation by a client in ABNF is shown in the following message syntax. This is referred to as **IMAP4_AUTHENTICATE_NTLM_Initiation_Command** in this document.

IMAP4_AUTHENTICATE_NTLM_Initiation_Command = tag AUTHENTICATE NTLM CRLF

tag = prose-val

- If NTLM is supported, the IMAP4 server will respond with an IMAP4 message to indicate that NTLM is supported. The command is shown by the following message syntax. This is referred to as **IMAP4_NTLM_Supported_Response** in this document.

IMAP4_NTLM_Supported_Response = "+" CRLF

- If NTLM is not supported, the IMAP4 server returns a failure status code as defined by [\[RFC3501\]](#) section 7.1.3. The only data in this message that is useful is the BAD response and associated tag. The remaining data is human-readable data and has no bearing on the authentication. The command is shown by the following message syntax. This is referred to as **IMAP4_AUTHENTICATE_NTLM_Unsupported_Response** in this document.

IMAP4_AUTHENTICATE_NTLM_Unsupported_Response = tag BAD prose-val CRLF

tag = prose-val

- At every point of time during the authentication exchange, the client **MUST** parse the responses in the messages sent by the server and interpret them, as defined by [\[RFC1731\]](#). The responses define various states such as success in authenticating, failure to authenticate, and any other arbitrary failures that the software might encounter.

The client might receive any one of the following tagged responses during authentication:

- **IMAP4_AUTHENTICATE_NTLM_Blob_Response**: The '+' status code indicates ongoing authentication, and indicates that the **base64-encoded-NTLM-Message** message is to be processed by the authentication subsystem. In this case, the client **MUST** de-encapsulate the data, and pass it to the NTLM subsystem. **base64-encoded-NTLM-Message** is the NTLM message string encoded with base64 encoding.

IMAP4_AUTHENTICATE_NTLM_Blob_Response = "+" SP base64-encoded-NTLM-Message CRLF

base64-encoded-NTLM-Message = prose-val

- **IMAP4_AUTHENTICATE_NTLM_Fail_Response**: This message indicates that the authentication has terminated unsuccessfully, either because the user name or password was incorrect, or due to some other arbitrary error, such as a software or data corruption error.

IMAP4_AUTHENTICATE_NTLM_Fail_Response = tag NO prose-val CRLF

tag = prose-val

- **IMAP4_AUTHENTICATE_NTLM_Succeeded_Response**: This message follows the format of the **OK Response**, as specified in [\[RFC3501\]](#) section 7.1.1. It indicates that the authentication negotiation has completed.

IMAP4_AUTHENTICATE_NTLM_Succeeded_Response = tag OK "AUTHENTICATE completed." CRLF

tag = prose-val

- **IMAP4_AUTHENTICATE_NTLM_Canceled_Response**: This message indicates that the authentication negotiation has been canceled with the client.

IMAP4_AUTHENTICATE_NTLM_Canceled_Response = tag NO "The AUTH protocol exchange was canceled by the client." CRLF

tag = prose-val

- NTLM messages encapsulated by the client and sent to the server are referred to as **IMAP4_AUTHENTICATE_NTLM_Blob_Command** in this document. They have the following syntax defined.

IMAP4_AUTHENTICATE_NTLM_Blob_Command = base64-encoded-NTLM-Message CRLF

base64-encoded-NTLM-Message = prose-val

- The client is able to cancel the authentication request by issuing an **IMAP4_AUTHENTICATE_NTLM_Cancellation_Command** message. This has the following syntax defined.

IMAP4_AUTHENTICATE_NTLM_Cancellation_Command = "*" SP CRLF

2.2.2 IMAP4 Server Messages

This section defines the creation of **IMAP4_AUTHENTICATE_NTLM_Blob_Response** messages. These are NTLM messages that are sent by the server and MUST be encapsulated as follows to conform to syntax specified by the **AUTHENTICATE** command.

1. Encode the NTLM message data by using base64 encoding. This is necessary because NTLM messages contain data outside the **ASCII** character range, whereas IMAP4 only supports ASCII characters. [<2>](#)
2. To the string encoded with base64 encoding, prefix the IMAP4 response code with a plus sign and a space (+SP).
3. Suffix the <CR> and <LF> character (ASCII values 0x0D and 0x0A) as required by IMAP4.

The ABNF definition of a server message is as follows:

IMAP4_AUTHENTICATE_NTLM_Blob_Response = +SP<base64-encoded-NTLM-message>CRLF

De-encapsulation of these messages by the client follows the reverse logic:

1. Remove the <CR> and <LF> character (ASCII values 0x0D and 0x0A).
2. Remove the IMAP4 response code plus sign and space (+SP).
3. Decode the IMAP4 data, which is encoded with base64 encoding, to produce the original NTLM message data.

2.2.3 IMAP4 Client Messages

This section defines the processing of **IMAP4_AUTHENTICATE_NTLM_Blob_Command** messages. These NTLM messages that are sent by the client are encapsulated as follows to conform to the **AUTHENTICATE** mechanism:

1. Encode the NTLM message data using base64 encoding. This is needed because NTLM messages contain data outside the ASCII character range, whereas IMAP4 only supports ASCII characters.

2. Suffix the <CR> and <LF> character (ASCII values 0x0D and 0x0A), as required by IMAP4.

The ABNF definition of a client message is as follows:

```
IMAP4_AUTHENTICATE_NTLM_Blob_Command = <base64-encoded-NTLM-Message>CRLF
```

De-encapsulation of these messages by the server follows the reverse logic:

1. Remove the <CR> and <LF> character (ASCII values 0x0D and 0x0A).
2. Decode the IMAP4 data, assuming base64 encoding, to produce the original NTLM message data.

2.2.4 IMAP4 Delegate Access

The IMAP4 Delegate Access Extension extends the **LOGIN** command, as specified in [\[RFC3501\]](#) section 6.2.3. Specifically, the IMAP4 Delegate Access Extension extends the **user name** argument of the **LOGIN** command so that a **delegate** and a primary account can be specified in the login string. This extension only affects the arguments of the **LOGIN** command and does not change the specification of the **LOGIN** command in [\[RFC3501\]](#). There are four formats for using delegate access with IMAP4. In every case, the part after the last "/" of the user string is the **mailbox** identity in either **alias** or **user principal name (UPN)** format. The four formats are as follows:

- "LOGIN" SP domain/delegateuseralias/principalalias
- "LOGIN" SP domain/delegateuseralias/principalupn
- "LOGIN" SP delegateuserupn/principalalias
- "LOGIN" SP delegateuserupn/principalupn

The domain part of the login string represents the delegate's **domain**.

The "delegateuserupn" part of the login string represents the UPN of the delegate, which is composed of the user's identifier and domain, as specified in [\[RFC822\]<3>](#) section 6.1.

The "delegateuseralias" part of the login string represents the e-mail alias of the delegate.

The "principaluserupn" part of the login string represents the UPN of the primary account, which is composed of the primary account's identifier and domain, as specified in [\[RFC822\]](#) section 6.1.

The "principaluseralias" part of the login string represents the e-mail alias of the primary account.

2.2.5 UIDPLUS Extension

The server SHOULD support the **IMAP4 UIDPLUS** command extension, as specified in [\[RFC4315\]](#), and MUST implement the response codes specified in [\[RFC4315\]](#) section 3.<4>

3 Protocol Details

3.1 IMAP4 Client Details

3.1.1 Abstract Data Model

This section describes a conceptual model of possible data organization that an implementation maintains to participate in this protocol. The described organization is provided to facilitate the explanation of how the protocol behaves. This document does not mandate that implementations adhere to this model as long as their external behavior is consistent with that described in this document.

3.1.1.1 IMAP4 State Model

The following figure shows the client IMAP4 state model.

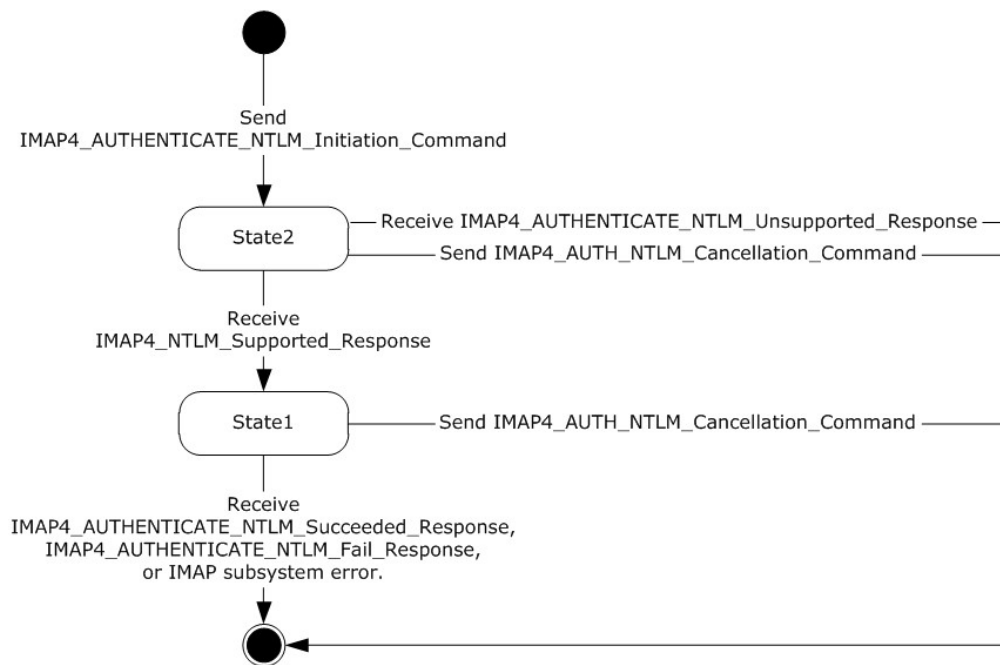


Figure 2: Client IMAP4 state model

The abstract data model for NTLM IMAP4 extension has the following states:

- **Start:**

This is the state of the client before the **IMAP4_AUTHENTICATE_NTLM_Initiation_Command** command has been sent.

- State 2: **sent_authentication_request**

This is the state of the client after the **IMAP4_AUTHENTICATE_NTLM_Initiation_Command** command has been sent.

- State 1: **inside_authentication**

This is the state that is entered by a client after it has received an **IMAP4_NTLM_Supported_Response** message. In this state, the client initializes the NTLM subsystem and performs the following steps:

- Encapsulates the NTLM message, returned by the NTLM subsystem, into an **IMAP4_AUTHENTICATE_NTLM_Blob_Command** message and sends the challenge message to the server. Waits for a response from the server.
- De-encapsulates the received **IMAP4_AUTHENTICATE_NTLM_Blob_Response** message data (if any) from the server and converts it to NTLM message data.
- Passes the NTLM message data to the NTLM subsystem.
- Encapsulates the NTLM authenticate message, returned by the NTLM subsystem, into an **IMAP4_AUTHENTICATE_NTLM_Blob_Command** message.
- Sends the **IMAP4_AUTHENTICATE_NTLM_Blob_Command** message to the server.

This state terminates when:

- An **IMAP4_AUTHENTICATE_NTLM_Succeeded_Response** or **IMAP4_AUTHENTICATE_NTLM_Fail_Response** message is received.
- Any failure is reported by the NTLM subsystem.
- Stop: **completed_authentication**

This is the state of the client on exiting the **inside_authentication** or the **sent_authentication_request** state. The rules for how the **inside_authentication** state is exited are defined in section [3.1.5](#). The behavior of IMAP4 in this state is outside the scope of this specification.

3.1.1.2 NTLM Subsystem Interaction

During the **inside_authentication** phase, the IMAP4 client invokes the NTLM subsystem, as specified in [\[MS-NLMP\]](#). The NTLM protocol is used with these options:

1. The negotiation is a connection-oriented NTLM negotiation.
2. None of the **flags** specified in [\[MS-NLMP\]](#) are specific to NTLM.

The following is a description of how IMAP4 uses NTLM. All NTLM messages are encapsulated as specified in section [2.2](#). [\[MS-NLMP\]](#) specifies the data model, internal states, and sequencing of NTLM messages in greater detail.

1. The client initiates the authentication by invoking NTLM, after which NTLM will return the **NTLM NEGOTIATE_MESSAGE** message to be sent to the server.
2. Subsequently, the exchange of NTLM messages goes on as defined by the NTLM protocol, with the IMAP4 client encapsulating the NTLM messages before sending them to the server, and de-encapsulating IMAP4 messages to obtain the NTLM message before giving it to NTLM.
3. The NTLM protocol completes authentication, either successfully or unsuccessfully, as follows:

4. The server sends the **IMAP4_AUTHENTICATE_NTLM_Succeeded_Response** to the client. On receiving this message, the client transitions to the `completed_authentication` state and MUST treat the authentication attempt as successful.
5. The server sends the **IMAP4_AUTHENTICATE_NTLM_Fail_Response** message to the client. On receiving this message, the client transitions to the `completed_authentication` state and MUST treat the authentication attempt as failed.
6. Failures reported from the NTLM package (which can occur for any reason, including incorrect data being passed in, or implementation-specific errors), can be reported to the client by the NTLM system. If the NTLM system returns any failure status, the failure status MUST trigger the client to transition to the **completed_authentication** state.

3.1.2 Timers

None.

3.1.3 Initialization

None.

3.1.4 Higher-Layer Triggered Events

When the client receives an **IMAP4_NTLM_AUTHENTICATE_Blob_Response** message that contains an **NTLM_CHALLENGE_MESSAGE** message, the response message is passed to the NTLM system. If the NTLM system is successful in handling the message, the NTLM system returns a **NTLM_AUTHENTICATE_MESSAGE** message. The successful creation of the **NTLM_AUTHENTICATE_MESSAGE** message that is passed to the client triggers the client to send an **IMAP4_AUTHENTICATE_NTLM_Blob_Command** message that contains the **NTLM_AUTHENTICATE_MESSAGE** message. If the NTLM system encounters an error when the **NTLM_CHALLENGE_MESSAGE** message from the **IMAP4_NTLM_AUTHENTICATE_Blob_Response** message is handled, the failure returned by the NTLM system MUST trigger the client to transition to the **completed** state.

3.1.5 Message Processing Events and Sequencing Rules

The NTLM IMAP4 Extension is driven by a series of message exchanges between an IMAP4 server and an IMAP4 client. The rules governing the sequencing of commands and the internal states of the client and server are defined by a combination of [\[RFC1731\]](#) and [\[MS-NLMP\]](#). Section [3.1.1](#) defines how the rules specified in [\[RFC1731\]](#) and [\[MS-NLMP\]](#) govern IMAP4 authentication. <5>

If the client receives a message that is not expected for its current state, the client MUST cancel the authentication process and transition to the **completed_authentication** state.

3.1.5.1 Receiving an IMAP4_NTLM_Supported_Response Message

The expected state is **sent_authentication_request**.

On receiving this message, a client MUST generate the first NTLM message by calling the NTLM subsystem. The NTLM subsystem then generates an **NTLM_NEGOTIATE_MESSAGE** message, as specified in [\[MS-NLMP\]](#). The NTLM message is then encapsulated as defined in this specification and sent to the server.

The state of the client is changed to **inside_authentication**.

3.1.5.2 Receiving an IMAP4_AUTHENTICATE_NTLM_Unsupported_Response Message

The expected state is **sent_authentication_request**.

On receiving this message, a client MUST abort the NTLM authentication attempt and change the state to **complete_authentication**.

3.1.5.3 Receiving an IMAP4_NTLM_AUTHENTICATE_Blob_Response Message

The expected state is **inside_authentication**.

On receiving this message, a client MUST de-encapsulate it to obtain the embedded NTLM message, and pass it to the NTLM subsystem for processing. The NTLM subsystem can then either report an error, or report success and return an NTLM message to be sent to the server.

3.1.5.3.1 Error from NTLM

If the NTLM subsystem reports an error, the client MUST change its internal state to **completed_authentication** and consider that the authentication has failed. The client can then take any action it considers appropriate; this document does not mandate any specific course of action.

Typical actions are to try other (non-authentication-related) IMAP4 commands, or to disconnect the connection.

3.1.5.3.2 NTLM Reports Success and Returns an NTLM Message

The NTLM message MUST be encapsulated and sent to the server. No change occurs in the state of the client.

3.1.5.4 Receiving an IMAP4_AUTHENTICATE_NTLM_Succeeded_Response Message

Expected state: **inside_authentication**.

The IMAP4 client MUST change its internal state to **completed_authentication** and consider that the authentication has succeeded. The client can then take any action it considers appropriate. This document does not mandate any specific course of action.

3.1.5.5 Receiving an IMAP4_AUTHENTICATE_NTLM_Fail_Response Message

Expected state: **inside_authentication**.

The IMAP4 client MUST change its internal state to **completed_authentication** and consider that the authentication has failed. The client can then take any action it considers appropriate. This document does not mandate any specific course of action.

3.1.6 Timer Events

None.

3.1.7 Other Local Events

None.

3.2 IMAP4 Server Details

3.2.1 Abstract Data Model

This section describes a conceptual model of possible data organization that an implementation maintains to participate in this protocol. The described organization is provided to facilitate the explanation of how the protocol behaves. This document does not mandate that implementations adhere to this model as long as their external behavior is consistent with that described in this document.

3.2.1.1 IMAP4 State Model

The following figure shows the server IMAP4 state model.

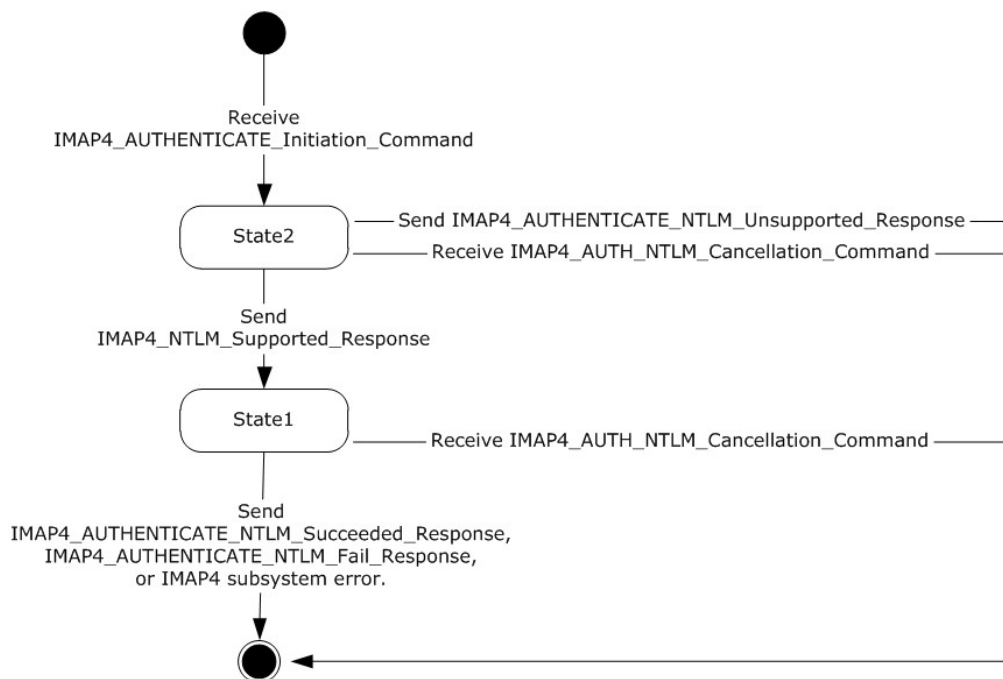


Figure 3: Server IMAP4 state model

The abstract data model for NTLM IMAP4 extension has the following states:

- **Start:**

This is the state of the server before the **IMAP4_AUTHENTICATE_NTLM_Initiation_Command** message has been received.

- State 2: **received_authentication_request**

This is the state of the server after the **IMAP4_AUTHENTICATE_NTLM_Initiation_Command** message has been received.

- State 1: **inside_authentication**

This is the state entered by a server after it has sent an **IMAP4_NTLM_Supported_Response**. In this state, the server initializes the NTLM subsystem and performs the following steps:

- Waits for a message from the client.
- De-encapsulates the received **IMAP4_AUTHENTICATE_NTLM_Blob_Command** message from the client and obtains the embedded NTLM message data.
- Passes the NTLM message data to the NTLM subsystem.
- Encapsulates the NTLM message returned by the NTLM subsystem into an **IMAP4_AUTHENTICATE_NTLM_Blob_Response** message.
- Sends the **IMAP4_AUTHENTICATE_NTLM_Blob_Response** message to the client.

This state terminates when one of the following occurs:

- The NTLM subsystem reports completion with either a success or failed authentication status, upon which it sends the client the **IMAP4_AUTHENTICATE_NTLM_Succeeded_Response** or **IMAP4_AUTHENTICATE_NTLM_Fail_Response** message, as specified in [\[RFC1731\]](#).
- Any failure is reported by the NTLM subsystem.
- Stop: **completed_authentication**

This is the state of the server on exiting the **inside_authentication** or the **received_authentication_request** state. The rules for how the **inside_authentication** state is exited are defined in section [3.2.5](#). The behavior of IMAP4 in this state is defined in [\[RFC1731\]](#)—it represents the **end_state** of the authentication protocol.

3.2.1.2 NTLM Subsystem Interaction

During the **inside_authentication** state, the IMAP4 server invokes the NTLM subsystem, as specified in [\[MS-NLMP\]](#). The NTLM protocol is used with the following options:

1. The negotiation is a connection-oriented NTLM negotiation.
2. None of the flags specified in [\[MS-NLMP\]](#) are specific to NTLM.

The following is a description of how IMAP4 uses NTLM. For more details, see [\[MS-NLMP\]](#).

1. The server, on receiving the NTLM **NEGOTIATE_MESSAGE** message, passes it to the NTLM subsystem and is returned the NTLM **CHALLENGE_MESSAGE** message, if the NTLM **NEGOTIATE_MESSAGE** message was valid.
2. Subsequently, the exchange of NTLM messages goes on as defined by the NTLM Protocol, with the IMAP4 server encapsulating the NTLM messages that are returned by NTLM before sending them to the client.
3. When the NTLM protocol completes authentication, either successfully or unsuccessfully, the NTLM subsystem notifies IMAP4.

4. On successful completion, the server MUST exit the **inside_authentication** state and enter the **completed_authentication** state and send the **IMAP4_AUTHENTICATE_NTLM_Succeeded_Response** message to the client. On receiving this message, the client MUST also transition to the **completed_authentication** state.
5. If a failure occurs due to an incorrect password error, as specified in [MS-NLMP], the server MUST enter the **completed_authentication** state and send the client an **IMAP4_AUTHENTICATE_Fail_Response** message.

If a failure occurs on the server due to any reason other than the incorrect password error, the server enters the **completed_authentication** state and sends the client an **IMAP4_AUTHENTICATE_Fail_Response** message. On receiving this message, the client MUST enter the **completed_authentication** state.

3.2.2 Timers

None.

3.2.3 Initialization

None.

3.2.4 Higher-Layer Triggered Events

When the server receives an **IMAP4_AUTHENTICATE_NTLM_Blob_Command** message that contains an NTLM **NEGOTIATE_MESSAGE** message, it is passed to the NTLM system. If the NTLM system is successful in handling the message, the NTLM system returns a NTLM **CHALLENGE_MESSAGE** message. The NTLM system returning the NTLM **CHALLENGE_MESSAGE** triggers the server to send an **IMAP4_AUTHENTICATE_NTLM_Blob_Response** message that contains the NTLM **CHALLENGE_MESSAGE**. When the server receives an **IMAP4_AUTHENTICATE_NTLM_Blob_Command** message that contains an NTLM **AUTHENTICATE_MESSAGE**, it is passed to the NTLM system. If the NTLM system is successful in handling the message, the NTLM system returns information that the client successfully logged on. The NTLM system successful logon triggers the server to send an **IMAP4_AUTHENTICATION_SUCCEEDED_RESPONSE** message. The server state is changed to the **completed_authentication** state. When the server receives an **IMAP4_AUTHENTICATE_NTLM_Blob_Command** message that contains an NTLM **AUTHENTICATE_MESSAGE** message, it is passed to the NTLM system. If the NTLM system handles the NTLM **AUTHENTICATE_MESSAGE** and the message has an incorrect user name or password, the NTLM system MUST terminate authentication. The NTLM system informs the server that authentication has been stopped, which triggers the server to send an **IMAP4_AUTHENTICATE_NTLM_Fail_Response** message to the client. The server state is changed to the **completed_authentication** state. If the NTLM system returns any failure status, the failure status MUST trigger the server to send an **IMAP4_AUTHENTICATE_NTLM_Fail_Response** message to the client. The server state is changed to the **completed_authentication** state.

3.2.5 Message Processing Events and Sequencing Rules

The NTLM IMAP4 Extension is driven by a series of message exchanges between an IMAP4 server and an IMAP4 client. The rules governing the sequencing of commands and the internal states of the client and server are defined by a combination of [\[RFC1731\]](#) and [\[MS-NLMP\]](#). Section [3.1.1](#) defines how the rules specified in [\[RFC1731\]](#) and [\[MS-NLMP\]](#) govern IMAP4 authentication.

If the server receives a message that is not expected for its current state, the server MUST cancel the authentication process and transition to the **completed_authentication** state.

3.2.5.1 Receiving an IMAP4_AUTHENTICATE_NTLM_Initiation_Command Message

The expected state is **start**.

On receiving this message, the server MUST reply with the **IMAP4_NTLM_Supported_Response** message, if it supports NTLM, and change its state to the **inside_authentication** state.

If the server does not support NTLM, it MUST respond with the **IMAP4_NTLM_AUTHENTICATE_Fail_Response** message, and the internal state transitions to **completed_authentication**.

3.2.5.2 Receiving an IMAP4_AUTHENTICATE_NTLM_Blob_Command Message

The expected state is **inside_authentication**.

On receiving this message, a server MUST de-encapsulate the message, obtain the embedded NTLM message, and pass it to the NTLM subsystem. The NTLM subsystem MUST perform one of the following:

1. Report success in processing the message and return an NTLM message to continue authentication.
2. Report that authentication completed.
3. Report that authentication failed due to a bad user name or password, as specified in [\[MS-NLMP\]](#).
4. Report that the authentication failed due to some other software error or message corruption.

3.2.5.2.1 NTLM Returns Success, Returning an NTLM Message

The NTLM message MUST be encapsulated and sent to the client in an **IMAP4_AUTHENTICATE_NTLM_Blob_Response** message.

3.2.5.2.2 NTLM Returns Success, Indicating Authentication Completed Successfully

The server MUST return the **IMAP4_NTLM_AUTHENTICATE_NTLM_Succeeded_Response** message and change its internal state to **completed_authentication**.

3.2.5.2.3 NTLM Returns Status, Indicating User Name or Password Was Incorrect

The server MUST return the **IMAP4_AUTHENTICATE_NTLM_Fail_Response** message and change its internal state to **completed_authentication**.

3.2.5.2.4 NTLM Returns a Failure Status, Indicating Any Other Error

The server MUST return the **IMAP4_AUTHENTICATE_NTLM_Fail_Response** message and change its internal state to **completed_authentication**.

3.2.5.3 Receiving an IMAP4_AUTHENTICATE_NTLM_Cancellation_Command Message

The expected states are **received_authentication_request** or **inside_authentication**.

On receiving this message, the server MUST change its state to the **completed_authentication** state and send an **IMAP4_AUTHENTICATE_NTLM_Cancelled_Response** message to the client.

3.2.6 Timer Events

None.

3.2.7 Other Local Events

None.

4 Protocol Examples

The following sections describe operations used in a common scenario to illustrate the function of the NTLM IMAP4 Extension.

4.1 IMAP4 Client Successfully Authenticating to an IMAP4 Server

The following example illustrates an NTLM IMAP4 Extension scenario in which an IMAP4 client successfully authenticates to an IMAP4 server by using NTLM.

- The client sends an **IMAP4_AUTHENTICATE_NTLM_Initiation_Command** to the server. This command is specified in [RFC1731](#) and does not carry any IMAP4-specific data. It is included in this example to provide a better understanding of the **IMAP4 NTLM** initiation command.

AUTHENTICATE NTLM

- The server sends the **IMAP4_NTLM_Supported_Response** message, indicating that it can perform NTLM authentication.

+

- The client sends an **IMAP4_AUTHENTICATE_NTLM_Blob_Command** message that contains an NTLM **NEGOTIATE_MESSAGE** that is encoded with base64 encoding.

```
TIRMTVNTUAABAAAAB4IIogAAAAAAAAAAAAAAAAAAAAAFASgKAAAADw==
```

```
00000000:4e 54 4c 4d 53 53 50 00 01 00 00 00 07 82 08 a2   NTLMSSP.....,ç
```

```
00000010:00 00 00 00 00 00 00 00 00 00 00 00 00 00 00 00   .....
```

```
00000020:05 01 28 0a 00 00 00 0f ..(.....
```

- The server sends an **IMAP4_AUTHENTICATE_NTLM_Blob_Response** message that contains an NTLM **CHALLENGE_MESSAGE** that is encoded with base64 encoding.

```
+ TIRMTVNTUAACAAAFAAUADgAAAAFgoqinziKqGYjdIEAAAAAAAAAAGQAZABMAAAABQ
```

```
LODgAAAA9UAEUUAUwBUAFMARQBSAFYARQBSAAIAFABUAEUUAUwBUAFMARQBSAFYARQBSAA
```

```
EAFABUAEUUAUwBUAFMARQBSAFYARQBSAAQAFABUAGUAcwB0AFMAZQByAHYAZQByAAMAFA
```

```
BUAGUAcwB0AFMAZQByAHYAZQByAAAAAAA=
```

```
00000000:4e 54 4c 4d 53 53 50 00 02 00 00 00 14 00 14 00   NTLMSSP.....
```

```
00000010:38 00 00 00 05 82 8a a2 9f 38 8a a8 66 23 76 51   8....,Šçÿ8Š" f#vQ
```

```
00000020:00 00 00 00 00 00 00 00 64 00 64 00 4c 00 00 00   .....d.d.L...
```

```
00000030:05 02 ce 0e 00 00 00 0f 54 00 45 00 53 00 54 00   ..Î.....T.E.S.T.
```

```
00000040:53 00 45 00 52 00 56 00 45 00 52 00 02 00 14 00   S.E.R.V.E.R.....
```

```
00000050:54 00 45 00 53 00 54 00 53 00 45 00 52 00 56 00   T.E.S.T.S.E.R.V.
```

```
00000060:45 00 52 00 01 00 14 00 54 00 45 00 53 00 54 00   E.R.....T.E.S.T.
```

```
00000070:53 00 45 00 52 00 56 00 45 00 52 00 04 00 14 00   S.E.R.V.E.R.....
```

```

00000080:54 00 65 00 73 00 74 00 53 00 65 00 72 00 76 00   T.e.s.t.S.e.r.v.
00000090:65 00 72 00 03 00 14 00 54 00 65 00 73 00 74 00   e.r.....T.e.s.t.
000000a0:53 00 65 00 72 00 76 00 65 00 72 00 00 00 00 00   S.e.r.v.e.r....

```

- The client sends an **IMAP4_AUTHENTICATE_NTLM_Blob_Command** message that contains an NTLM **AUTHENTICATE_MESSAGE** that is encoded with base64 encoding.

```

TIRMTVNTUAADAAAAGAAYAGIAAAAYABgAegAAAAAAAABIAAAACAAIAEgAAAASABIAUAAA
AAAAAACSAABYKIogUBKAoAAAAPdQBzAGUAcgBOAEYALQBDAEwASQBFAE4AVABKMiQ4
djhcSgAAAAAAAAAAAAAAAAAAC7zUSgB0Auy98bRi6h3mwHMJfbKNtxmmo=
00000000:4e 54 4c 4d 53 53 50 00 03 00 00 00 18 00 18 00   NTLMSSP.....
00000010:62 00 00 00 18 00 18 00 7a 00 00 00 00 00 00 00   b.....z.....
00000020:48 00 00 00 08 00 08 00 48 00 00 00 12 00 12 00   H.....H.....
00000030:50 00 00 00 00 00 00 00 92 00 00 00 05 82 88 a2   P.....'....,^¢
00000040:05 01 28 0a 00 00 00 0f 75 00 73 00 65 00 72 00   ..(.....u.s.e.r.
00000050:4e 00 46 00 2d 00 43 00 4c 00 49 00 45 00 4e 00   N.F.-.C.L.I.E.N.
00000060:54 00 4a 32 24 38 76 38 5c 4a 00 00 00 00 00 00   T.J2$8v8\J.....
00000070:00 00 00 00 00 00 00 00 00 00 00 00 00 bb cd 44 a0 07 40   .....»ÍD .@
00000080:2e cb df 1b 46 2e a1 de 6c 07 30 97 db 28 db 71   .Ëß.F.iPl.0—Û(Ûq
00000090:9a 6a šj

```

- The server sends an **IMAP4_AUTHENTICATION_NTLM_Succeeded_Response** message.
1 OK AUTHENTICATE completed.

4.2 IMAP4 Client Unsuccessfully Authenticating to an IMAP4 Server

The following example illustrates an NTLM IMAP4 Extension scenario in which an IMAP4 client tries NTLM authentication to an IMAP4 server and the authentication fails.

The client sends an **IMAP4_AUTHENTICATE_NTLM_Initiation_Command** command to the server. This command does not carry any IMAP4-specific data.

The server sends the **IMAP4_NTLM_Supported_Response** message, indicating that it can perform NTLM authentication.

- The client sends an **IMAP4_AUTHENTICATE_NTLM_Blob_Command** message that contains an NTLM **NEGOTIATE_MESSAGE** that is encoded with base64 encoding.

```

TIRMTVNTUAABAAAAB4IIogAAAAAAAAAAAAAAAAAAAAAFASgKAAAADw==
00000000:4e 54 4c 4d 53 53 50 00 01 00 00 00 07 82 08 a2   NTLMSSP.....,¢
00000010:00 00 00 00 00 00 00 00 00 00 00 00 00 00 00 00   .....

```


0000020:05 01 28 0a 00 00 00 0f ..(.....

- The server sends an **IMAP4_AUTHENTICATE_NTLM_Blob_Response** message that contains an NTLM **CHALLENGE_MESSAGE** that is encoded with base64 encoding.

+ TIRMTVNTUAAACAAAAFAAUADgAAAAFgoqieUWd5ES4Bi0AAAAAAAAAAGQAZABMAA
 AABQLODgAAAA9UAEUUAUwBUAFMARQBSAFYARQBSAAIAFABUAEUUAUwBUAFMARQBSAF
 YARQBSAAEFABUAEUUAUwBUAFMARQBSAFYARQBSAAQAFABUAGUAcwB0AFMAZQByAH
 YAZQByAAMAFABUAGUAcwB0AFMAZQByAHYAZQByAAAAAAA=

00000000:4e 54 4c 4d 53 53 50 00 02 00 00 00 14 00 14 00 NTLMSSP.....
 00000010:38 00 00 00 05 82 8a a2 79 45 9d e4 44 b8 06 2d 8...,ŠčyE•äd,.-
 00000020:00 00 00 00 00 00 00 00 64 00 64 00 4c 00 00 00 d.d.L...
 00000030:05 02 ce 0e 00 00 00 0f 54 00 45 00 53 00 54 00 ..î.....T.E.S.T.
 00000040:53 00 45 00 52 00 56 00 45 00 52 00 02 00 14 00 S.E.R.V.E.R.....
 00000050:54 00 45 00 53 00 54 00 53 00 45 00 52 00 56 00 T.E.S.T.S.E.R.V.
 00000060:45 00 52 00 01 00 14 00 54 00 45 00 53 00 54 00 E.R.....T.E.S.T.
 00000070:53 00 45 00 52 00 56 00 45 00 52 00 04 00 14 00 S.E.R.V.E.R.....
 00000080:54 00 65 00 73 00 74 00 53 00 65 00 72 00 76 00 T.e.s.t.S.e.r.v.
 00000090:65 00 72 00 03 00 14 00 54 00 65 00 73 00 74 00 e.r.....T.e.s.t.
 000000a0:53 00 65 00 72 00 76 00 65 00 72 00 00 00 00 00 S.e.r.v.e.r.....

- The client sends an **IMAP4_AUTHENTICATE_NTLM_Blob_Command** message that contains an NTLM **AUTHENTICATE_MESSAGE** that is encoded with base64 encoding.

TIRMTVNTUAAADAAAAGAAYAGIAAAAYABgAegAAAAAAAABIAAAACAAIAEgAAAASABIA
 UAAAAAAAAACSAABBYKIogUBKAoAAAAAPdQBzAGUAcgBOAEYALQBDAEWASQBFAE4A
 VAAOArJ6IZ5ZNwAAAAAAAAAAAAAAAAAAAAACD9mD8jmWs4FkZe59/nNb1cF2HKL0C
 GZw=

00000000:4e 54 4c 4d 53 53 50 00 03 00 00 00 18 00 18 00 NTLMSSP.....
 00000010:62 00 00 00 18 00 18 00 7a 00 00 00 00 00 00 00 b.....z.....
 00000020:48 00 00 00 08 00 08 00 48 00 00 00 12 00 12 00 H.....H.....
 00000030:50 00 00 00 00 00 00 00 92 00 00 00 05 82 88 a2 P.....'.....,^¢
 00000040:05 01 28 0a 00 00 00 0f 75 00 73 00 65 00 72 00 ..(.....u.s.e.r.
 00000050:4e 00 46 00 2d 00 43 00 4c 00 49 00 45 00 4e 00 N.F.-.C.L.I.E.N.
 00000060:54 00 0e 6a b2 7a 95 9e 59 37 00 00 00 00 00 00 T..j²z•‡Y7.....

00000070:00 00 00 00 00 00 00 00 00 00 83 f6 60 fc 8e 65fö`üJe
00000080:ac e0 59 19 7b 9f 7f 9c d6 f5 70 5d 87 90 bd 02 -àY.{ÿoeÖöp]‡•½.
00000090:19 9c .oe

- The server sends an **IMAP4_AUTHENTICATE_Fail_Response** message.
- 1 NO AUTHENTICATE failed.

5 Security

The following sections specify security considerations for implementers of the NTLM IMAP4 Extension.

5.1 Security Considerations for Implementers

Implementers have to be aware of the security considerations of using NTLM authentication. For information about the security considerations for using NTLM authentication, see [\[MS-NLMP\]](#).

5.2 Index of Security Parameters

Security Parameter	Section
NTLM	2 and 3

6 Appendix A: Product Behavior

The information in this specification is applicable to the following Microsoft products or supplemental software. References to product versions include released service packs:

- Microsoft® Exchange Server 2003
- Microsoft® Exchange Server 2007
- Microsoft® Exchange Server 2010
- Microsoft® Office Outlook® 2003
- Microsoft® Office Outlook® 2007
- Microsoft® Outlook® 2010

Exceptions, if any, are noted below. If a service pack or Quick Fix Engineering (QFE) number appears with the product version, behavior changed in that service pack or QFE. The new behavior also applies to subsequent service packs of the product unless otherwise specified. If a product edition appears with the product version, behavior is different in that product edition.

Unless otherwise specified, any statement of optional behavior in this specification that is prescribed using the terms SHOULD or SHOULD NOT implies product behavior in accordance with the SHOULD or SHOULD NOT prescription. Unless otherwise specified, the term MAY implies that the product does not follow the prescription.

[<1> Section 2:](#) Exchange 2010 does not support NTLM authentication.

[<2> Section 2.2.2:](#) In Exchange 2003, Exchange 2007, and Exchange 2010, special characters are allowed in folder names. Special characters can be used by clients to create folder names. Therefore, in order to be able to list and access those folders via IMAP4, special characters have to be supported. All characters listed in [\[RFC1734\]](#) are supported in folder names, except the folder delimiter character, "/" (forward slash). The folder names with special characters might be required to be enclosed in quotes (" ") or sent as literals.

[<3> Section 2.2.4:](#) Exchange 2010 is not [\[RFC822\]](#)-compliant by default. Exchange 2010 can be made [\[RFC822\]](#)-compliant by setting EnableExactRFC822Size to "TRUE".

[<4> Section 2.2.5:](#) Exchange 2003, Exchange 2007, and Exchange 2010 do not support the **IMAP4 UIDPLUS** command extension. Exchange 2010 SP1 supports the **IMAP4 UIDPLUS** command extension.

[<5> Section 3.1.5:](#) Exchange 2007, Exchange 2010, and Office Outlook 2003 clients mutually support [\[RFC3501\]](#), [\[RFC1731\]](#), and [\[RFC2177\]](#).

7 Change Tracking

No table of changes is available. The document is either new or has had no changes since its last release.

8 Index

A

Abstract data model
 [client](#) 14
 [server](#) 18
[Applicability](#) 8
[AUTHENTICATE Extensions message](#) 10

C

[Capability negotiation](#) 8
[Change tracking](#) 29
Client
 [abstract data model](#) 14
 [higher-layer triggered events](#) 16
 [initialization](#) 16
 [message processing](#) 16
 [other local events](#) 17
 [sequencing rules](#) 16
 [timer events](#) 17
 [timers](#) 16

D

Data model - abstract
 [client](#) 14
 [server](#) 18

F

[Fields - vendor-extensible](#) 8

G

[Glossary](#) 5

H

Higher-layer triggered events
 [client](#) 16
 [server](#) 20

I

[IMAP4 Client Messages message](#) 12
[IMAP4 Delegate Access message](#) 13
[IMAP4 Server Messages message](#) 12
[Implementer - security considerations](#) 27
[Index of security parameters](#) 27
[Informative references](#) 6
Initialization
 [client](#) 16
 [server](#) 20
[Introduction](#) 5

M

Message processing
 [client](#) 16

[server](#) 20

Messages
 [AUTHENTICATE Extensions](#) 10
 [IMAP4 Client Messages](#) 12
 [IMAP4 Delegate Access](#) 13
 [IMAP4 Server Messages](#) 12
 [transport](#) 10
 [UIDPLUS Extension](#) 13

N

[Normative references](#) 5

O

Other local events
 [client](#) 17
 [server](#) 22
[Overview \(synopsis\)](#) 6

P

[Parameters - security index](#) 27
[Preconditions](#) 8
[Prerequisites](#) 8
[Product behavior](#) 28

R

References
 [informative](#) 6
 [normative](#) 5
[Relationship to other protocols](#) 8

S

Security
 [implementer considerations](#) 27
 [parameter index](#) 27
Sequencing rules
 [client](#) 16
 [server](#) 20
Server
 [abstract data model](#) 18
 [higher-layer triggered events](#) 20
 [initialization](#) 20
 [message processing](#) 20
 [other local events](#) 22
 [sequencing rules](#) 20
 [timer events](#) 22
 [timers](#) 20
[Standards assignments](#) 9

T

Timer events
 [client](#) 17
 [server](#) 22
Timers

[client](#) 16
[server](#) 20
[Tracking changes](#) 29
[Transport](#) 10
Triggered events - higher-layer
[client](#) 16
[server](#) 20

U

[UIDPLUS Extension message](#) 13

V

[Vendor-extensible fields](#) 8
[Versioning](#) 8