

[MS-OXCFXICS]: Bulk Data Transfer Protocol Specification

Intellectual Property Rights Notice for Open Specifications Documentation

- **Technical Documentation.** Microsoft publishes Open Specifications documentation for protocols, file formats, languages, standards as well as overviews of the interaction among each of these technologies.
- **Copyrights.** This documentation is covered by Microsoft copyrights. Regardless of any other terms that are contained in the terms of use for the Microsoft website that hosts this documentation, you may make copies of it in order to develop implementations of the technologies described in the Open Specifications and may distribute portions of it in your implementations using these technologies or your documentation as necessary to properly document the implementation. You may also distribute in your implementation, with or without modification, any schema, IDL's, or code samples that are included in the documentation. This permission also applies to any documents that are referenced in the Open Specifications.
- **No Trade Secrets.** Microsoft does not claim any trade secret rights in this documentation.
- **Patents.** Microsoft has patents that may cover your implementations of the technologies described in the Open Specifications. Neither this notice nor Microsoft's delivery of the documentation grants any licenses under those or any other Microsoft patents. However, a given Open Specification may be covered by Microsoft's Open Specification Promise (available here: <http://www.microsoft.com/interop/osp>) or the Community Promise (available here: <http://www.microsoft.com/interop/cp/default.msp>). If you would prefer a written license, or if the technologies described in the Open Specifications are not covered by the Open Specifications Promise or Community Promise, as applicable, patent licenses are available by contacting iplg@microsoft.com.
- **Trademarks.** The names of companies and products contained in this documentation may be covered by trademarks or similar intellectual property rights. This notice does not grant any licenses under those rights.
- **Fictitious Names.** The example companies, organizations, products, domain names, e-mail addresses, logos, people, places, and events depicted in this documentation are fictitious. No association with any real company, organization, product, domain name, email address, logo, person, place, or event is intended or should be inferred.

Reservation of Rights. All other rights are reserved, and this notice does not grant any rights other than specifically described above, whether by implication, estoppel, or otherwise.

Tools. The Open Specifications do not require the use of Microsoft programming tools or programming environments in order for you to develop an implementation. If you have access to Microsoft programming tools and environments you are free to take advantage of them. Certain Open Specifications are intended for use in conjunction with publicly available standard specifications and network programming art, and assumes that the reader either is familiar with the aforementioned material or has immediate access to it.

Revision Summary

Date	Revision History	Revision Class	Comments
04/04/2008	0.1		Initial Availability.
04/25/2008	0.2		Revised and updated property names and other technical content.
06/27/2008	1.0		Initial Release.
08/06/2008	1.01		Revised and edited technical content.
09/03/2008	1.02		Revised and edited technical content.
12/03/2008	1.03		Revised and edited technical content.
02/04/2009	1.04		Revised and edited technical content.
03/04/2009	1.05		Editorial updates.
04/10/2009	2.0		Updated technical content and applicable product releases.
07/15/2009	3.0	Major	Revised and edited for technical content.
11/04/2009	4.0.0	Major	Updated and revised the technical content.
02/10/2010	5.0.0	Major	Updated and revised the technical content.
05/05/2010	6.0.0	Major	Updated and revised the technical content.
08/04/2010	6.1	Minor	Clarified the meaning of the technical content.

Contents

1 Introduction	8
1.1 Glossary	8
1.2 References	11
1.2.1 Normative References	11
1.2.2 Informative References	11
1.3 Overview	11
1.3.1 FastTransfer Copy Operations	12
1.3.2 Incremental Change Synchronization	13
1.3.2.1 Download	13
1.3.2.2 Upload	13
1.4 Relationship to Other Protocols	13
1.5 Prerequisites/Preconditions	14
1.6 Applicability Statement	14
1.7 Versioning and Capability Negotiation	14
1.8 Vendor-Extensible Fields	15
1.9 Standards Assignments	15
2 Messages	16
2.1 Transport	16
2.2 Message Syntax	16
2.2.1 Properties	17
2.2.1.1 ICS State Properties	17
2.2.1.1.1 PidTagIdsetGiven	17
2.2.1.1.2 PidTagCnsetSeen	18
2.2.1.1.3 PidTagCnsetSeenFAI	18
2.2.1.1.4 PidTagCnsetRead	18
2.2.1.2 Messaging Object Identification and Change Tracking Properties	18
2.2.1.2.1 PidTagMid	18
2.2.1.2.2 PidTagFolderId	18
2.2.1.2.3 PidTagChangeNumber	19
2.2.1.2.4 PidTagParentFolderId	19
2.2.1.2.5 PidTagSourceKey	19
2.2.1.2.6 PidTagParentSourceKey	19
2.2.1.2.7 PidTagChangeKey	19
2.2.1.2.8 PidTagPredecessorChangeList	19
2.2.1.3 Properties for Encoding Differences in Replica Content	20
2.2.1.3.1 PidTagIdsetDeleted	20
2.2.1.3.2 PidTagIdsetNoLongerInScope	20
2.2.1.3.3 PidTagIdsetExpired	20
2.2.1.3.4 PidTagIdsetRead	20
2.2.1.3.5 PidTagIdsetUnread	20
2.2.1.4 PidTagAssociated	20
2.2.1.5 PidTagMessageSize	20
2.2.1.6 Properties That Denote Subobjects	21
2.2.2 Structures	21
2.2.2.1 XID	21
2.2.2.2 PredecessorChangeList	22
2.2.2.2.1 SizedXid	22
2.2.2.3 IDSET	22
2.2.2.3.1 Serialized IDSET with REPLID	23

2.2.2.3.2	Serialized IDSET with REPLGUID	23
2.2.2.4	GLOBSET	23
2.2.2.4.1	Push Command (0x01 – 0x06).....	24
2.2.2.4.2	Pop Command (0x50).....	24
2.2.2.4.3	Bitmask Command (0x42).....	24
2.2.2.4.4	Range Command (0x52)	25
2.2.2.4.5	End Command (0x00).....	25
2.2.2.5	ProgressInformation	25
2.2.2.6	PropertyGroupInfo	26
2.2.2.6.1	PropertyGroup	27
2.2.2.6.1.1	GroupPropertyName	27
2.2.2.7	FolderReplicaInfo.....	28
2.2.2.8	ExtendedErrorInfo	29
2.2.2.8.1	AuxBlock.....	32
2.2.3	ROPs	32
2.2.3.1	FastTransfer Copy Operations	34
2.2.3.1.1	Download.....	34
2.2.3.1.1.1	RopFastTransferSourceCopyTo	34
2.2.3.1.1.1.1	CopyFlags	35
2.2.3.1.1.1.2	SendOptions.....	36
2.2.3.1.1.2	RopFastTransferSourceCopyProperties	36
2.2.3.1.1.2.1	CopyFlags	37
2.2.3.1.1.3	RopFastTransferSourceCopyMessages	38
2.2.3.1.1.3.1	CopyFlags	38
2.2.3.1.1.4	RopFastTransferSourceCopyFolder	39
2.2.3.1.1.4.1	CopyFlags	40
2.2.3.1.1.5	RopFastTransferSourceGetBuffer	40
2.2.3.1.1.5.1	TransferStatus.....	42
2.2.3.1.1.6	RopTellVersion	42
2.2.3.1.2	Upload.....	43
2.2.3.1.2.1	RopFastTransferDestinationConfigure.....	43
2.2.3.1.2.1.1	SourceOperation	44
2.2.3.1.2.1.2	CopyFlags	44
2.2.3.1.2.2	RopFastTransferDestinationPutBuffer	45
2.2.3.2	Incremental Change Synchronization	45
2.2.3.2.1	Download.....	46
2.2.3.2.1.1	RopSynchronizationConfigure.....	47
2.2.3.2.1.1.1	SynchronizationType	48
2.2.3.2.1.1.2	SynchronizationFlag	48
2.2.3.2.1.1.3	SynchronizationExtraFlag	50
2.2.3.2.1.1.4	PropertyTags	50
2.2.3.2.2	Uploading State	51
2.2.3.2.2.1	RopSynchronizationUploadStateStreamBegin	51
2.2.3.2.2.2	RopSynchronizationUploadStateStreamContinue.....	51
2.2.3.2.2.3	RopSynchronizationUploadStateStreamEnd	52
2.2.3.2.3	Downloading State	52
2.2.3.2.3.1	RopSynchronizationGetTransferState	52
2.2.3.2.4	Upload.....	53
2.2.3.2.4.1	RopSynchronizationOpenCollector.....	54
2.2.3.2.4.2	RopSynchronizationImportMessageChange	55
2.2.3.2.4.2.1	ImportFlag	56
2.2.3.2.4.3	RopSynchronizationImportHierarchyChange.....	56
2.2.3.2.4.4	RopSynchronizationImportMessageMove	58

2.2.3.2.4.5	RopSynchronizationImportDeletes	59
2.2.3.2.4.6	RopSynchronizationImportReadStateChanges	60
2.2.3.2.4.7	RopGetLocalReplicaIds	60
2.2.3.2.4.8	RopSetLocalReplicaMidsetDeleted	61
2.2.4	FastTransfer Stream	62
2.2.4.1	Lexical structure	62
2.2.4.1.1	fixedPropType, varPropType, mvPropType	63
2.2.4.1.2	propValue	64
2.2.4.1.3	Serialization of Simple Types	64
2.2.4.1.4	Markers	64
2.2.4.1.5	Meta-Properties	65
2.2.4.1.5.1	PidTagFXDelProp	65
2.2.4.1.5.2	PidTagEcWarning	65
2.2.4.1.5.3	PidTagNewFXFolder	66
2.2.4.1.5.4	PidTagIncrSyncGroupId	66
2.2.4.1.5.5	PidTagIncrementalSyncMessagePartial	66
2.2.4.2	Syntactical Structure	66
2.2.4.3	Semantics of Elements	67
2.2.4.3.1	attachmentContent	67
2.2.4.3.2	contentsSync	68
2.2.4.3.3	deletions	68
2.2.4.3.4	errorInfo	68
2.2.4.3.5	folderChange	69
2.2.4.3.6	folderContent	70
2.2.4.3.7	folderMessages	70
2.2.4.3.8	groupInfo	70
2.2.4.3.9	hierarchySync	71
2.2.4.3.10	message	71
2.2.4.3.11	messageChange	71
2.2.4.3.12	messageChildren	72
2.2.4.3.13	messageChangeFull	72
2.2.4.3.14	messageChangeHeader	72
2.2.4.3.15	messageChangePartial	73
2.2.4.3.16	messageContent	73
2.2.4.3.17	messageList	73
2.2.4.3.18	progressPerMessage	74
2.2.4.3.19	progressTotal	74
2.2.4.3.20	propList	75
2.2.4.3.21	propValue	75
2.2.4.3.22	readStateChanges	75
2.2.4.3.23	recipient	75
2.2.4.3.24	root	76
2.2.4.3.25	state	76
2.2.4.4	Applicability to ROPs	76
3	Protocol Details	78
3.1	Common Details	78
3.1.1	Abstract Data Model	78
3.1.1.1	Object and Change Identification	78
3.1.1.2	Property Groups	81
3.1.1.3	Serialization of IDSET	81
3.1.1.3.1	Formatted IDSET	81
3.1.1.3.2	IDSET Serialization	82

3.1.1.3.3	GLOBSET Serialization	82
3.1.1.3.3.1	Encoding	83
3.1.1.3.3.1.1	Push Command (0x01 – 0x06)	83
3.1.1.3.3.1.2	Pop Command (0x50).....	83
3.1.1.3.3.1.3	Bitmask Command (0x42).....	83
3.1.1.3.3.1.4	Range Command (0x52)	84
3.1.1.3.3.1.5	End Command (0x00).....	84
3.1.1.3.3.2	Decoding	84
3.1.1.3.3.2.1	Push Command (0x01 – 0x06)	84
3.1.1.3.3.2.2	Pop Command (0x50).....	84
3.1.1.3.3.2.3	Bitmask Command (0x42).....	85
3.1.1.3.3.2.4	Range Command (0x52)	85
3.1.1.3.3.2.5	End Command (0x00).....	85
3.1.2	Timers	85
3.1.3	Initialization	85
3.1.4	Higher-Layer Triggered Events	85
3.1.4.1	Conflict Handling	85
3.1.4.1.1	Detection	86
3.1.4.1.2	Resolution	86
3.1.4.1.2.1	Conflict Resolve Message	87
3.1.4.1.2.2	Last Writer Wins Algorithm	87
3.1.4.1.3	Reporting	87
3.1.5	Message Processing Events and Sequencing Rules	88
3.1.6	Timer Events	88
3.1.7	Other Local Events	88
3.2	Server Details	88
3.2.1	Abstract Data Model	88
3.2.1.1	Isolation of Download and Upload Operations	88
3.2.1.2	Creating Compact IDSETs	88
3.2.2	Timers	89
3.2.3	Initialization	89
3.2.4	Higher-Layer Triggered Events	89
3.2.4.1	Determining What Differences Need to be Downloaded	89
3.2.4.2	Generating the PidTagSourceKey Value	91
3.2.4.3	Read State Change Tracking	91
3.2.4.4	FastTransfer Copy Operations	91
3.2.4.4.1	Download	91
3.2.4.4.1.1	Receiving a RopFastTransferSourceGetBuffer	92
3.2.4.5	Incremental Change Synchronization	92
3.2.4.5.1	Downloading State	92
3.2.4.5.1.1	Receiving a RopSynchronizationGetTransferState	92
3.2.4.5.2	Upload	92
3.2.4.5.2.1	Receiving a RopSynchronizationImportMessageChange	92
3.2.4.5.2.2	Receiving a RopSynchronizationImportHierarchyChange	92
3.2.4.5.2.3	Receiving a RopSynchronizationImportMessageMove	92
3.2.4.5.2.4	Receiving a RopSynchronizationImportDeletes	93
3.2.4.5.2.5	Receiving a RopSynchronizationImportReadStateChanges	93
3.2.4.5.2.6	Receiving a RopGetLocalReplicaIds	93
3.2.4.5.2.7	Receiving a RopSetLocalReplicaMidsetDeleted	93
3.2.4.6	Effect of Property and Subobject Filters on Download	93
3.2.4.7	Properties to Ignore on Upload	94
3.2.4.8	Properties to Ignore on Download	94
3.2.5	Message Processing Events and Sequencing Rules	94

3.2.6	Timer Events	95
3.2.7	Other Local Events	95
3.3	Client Details.....	95
3.3.1	Abstract Data Model	95
3.3.1.1	Object and Change Identification	95
3.3.1.1.1	Client-Assigned Internal Identifiers.....	95
3.3.1.1.2	Use Online Mode ROPs	96
3.3.1.1.3	Foreign Identifiers	96
3.3.1.2	Synchronization Scope	96
3.3.2	Timers	97
3.3.3	Initialization	97
3.3.4	Higher-Layer Triggered Events.....	97
3.3.4.1	FastTransfer Copy Operations	98
3.3.4.1.1	Download.....	98
3.3.4.1.1.1	Sending a RopFastTransferSourceGetBuffer	98
3.3.4.1.1.2	Sending a RopTellVersion	98
3.3.4.1.2	Upload.....	98
3.3.4.1.2.1	Server-to-Client-to-Server Upload	98
3.3.4.2	Incremental Change Synchronization	99
3.3.4.2.1	Retrieving the ICS State	99
3.3.4.2.1.1	Sending a RopSynchronizationGetTransferState	99
3.3.4.2.2	Upload.....	99
3.3.4.2.2.1	Sending a RopSynchronizationOpenCollector.....	99
3.3.4.2.2.2	Sending a RopSynchronizationImportMessageChange	99
3.3.4.2.2.3	Sending a RopSynchronizationImportHierarchyChange.....	99
3.3.4.2.2.4	Sending a RopSynchronizationImportMessageMove	99
3.3.4.2.2.5	Sending a RopSynchronizationImportDeletes	100
3.3.4.2.2.6	Sending a RopSynchronizationImportReadStateChanges	100
3.3.4.2.2.7	Sending a RopGetLocalReplicaIds	100
3.3.4.2.2.8	Sending a RopSetLocalReplicaMidsetDeleted	101
3.3.5	Message Processing Events and Sequencing Rules.....	101
3.3.6	Timer Events	101
3.3.7	Other Local Events	101
4	Protocol Examples.....	102
4.1	IDSET Serialization	102
4.2	FastTransfer Stream Produced by Contents Synchronization Download	105
5	Security.....	162
5.1	Security Considerations for Implementers.....	162
5.2	Index of Security Parameters	162
6	Appendix A: Product Behavior.....	163
7	Change Tracking.....	166
8	Index	169

1 Introduction

This document specifies a protocol for bulk transmission of **mailbox** data, represented by **folders** and **messages**, between clients and servers. This protocol is commonly used for replicating, exporting, or importing mailbox content between clients and servers.

This document specifies the following:

- How a client can configure a **remote operation (ROP)** to **download** or **upload** a set of folders or messages to or from a server.
- How a client or a server can receive and reconstitute folders and messages that are transmitted from another client or another server.
- How a client can upload changes made to local folders and message replicas to a server.
- Semantics of ROPs that are used to fulfill the aforementioned operations.

1.1 Glossary

The following terms are defined in [\[MS-OXGLOS\]](#):

attachment
Attachment object
Augmented Backus-Naur Form (ABNF)
change number (CN)
change number set (CNSET)
download
Embedded Message object
enterprise/site/server distinguished name (ESSDN)
folder
folder ID (FID)
Folder Associated Information (FAI)
flags
Folder object
ghosted folder
global counter (GLOBCNT)
global identifier (GID)
GLOBSET
GUID
handle
hard delete
ICS state
identifier
IDSET
Incremental Change Synchronization (ICS)
little-endian
local replica
LongTermID
mailbox
message
message body
message ID (MID)
Message object
messaging object

normal message
Predecessor Change List (PCL)
property (1)
property set
property tag
property type
public folder
recipient (1)
Recipient object
remote operation (ROP)
remote procedure call (RPC)
replica (1)
replica GUID (REPLGUID)
replica ID (REPLID)
restriction
Rich Text Format (RTF)
ROP request buffer
ROP response buffer
server replica
soft delete
store
subobject
synchronization
synchronization download context
synchronization scope
synchronization upload context
top-level message
Unicode
upload

The following terms are specific to this document:

base property type: The type of the **property**, if the **property** is single-valued, or the type of an element of the **property**, if the **property** is multi-valued.

checkpoint ICS state: The **Incremental Change Synchronization (ICS)** state provided by the server in the middle of an ICS operation, which reflects the state of the **local replica**, indicated by **initial ICS state**, after applying all differences transmitted in the ICS operation.

common byte stack: A list of arrays of bytes. Byte values of contained arrays, when together in their natural order, represent common high-order bytes of **GLOBCNT** values. Used in a last-in first-out (LIFO) fashion during serialization or deserialization of **GLOBSETS**, as described in section [2.2.2.4](#).

conflict detection: The process used to detect that two versions of the same object are in conflict with each other, that is, one is not a direct or an indirect predecessor of another.

conflict handling: Actions taken upon detection of a conflict between versions of an object. Includes conflict detection, conflict reporting, and conflict resolution.

conflict reporting: The automated process of notifying a system actor of a previously detected conflict.

conflict resolution: The automated or semi-automated process of resolving a previously detected conflict between versions of an object by replacing conflicting versions with their

successor. How the successor version is related to the conflicting version depends on the algorithm used.

contents synchronization: The process of keeping synchronized versions of **Message objects** and their properties on a client and server.

deleted item list: An abstract repository of information about deleted items.

embedded message: See **Embedded Message object**.

expired Message object: A **Message object** that the server has removed due to its age.

external identifier (XID): A globally unique **identifier** for an entity that represents either a **foreign identifier** or an **internal identifier**. Consists of a **GUID** that represents a namespace followed by one or more bytes that contain an **identifier** for an entity within that namespace. If an **XID** represents an **internal identifier**, then it can be also called a **global identifier (GID)**.

FastTransfer stream: A binary format for encoding full or partial **folder** and **message** data. Also encodes information about differences between mailbox **replicas**.

final ICS state: The **ICS state** provided by the server upon completion of an ICS operation. **Final ICS state** is a **checkpoint ICS state** provided at the end of the ICS operation.

foreign identifier: An **identifier** of an entity assigned by a foreign system, usually a client. Always has a form of an **external identifier (XID)**, but not all **XIDs** are **foreign identifiers**.

formatted IDSET: An **IDSET** that has been properly arranged for serialization in a series of **replica ID (REPLID)** or **replica GUID (REPLGUID)** constant sections that are sorted by **REPLID** in ascending order. Each section is a **GLOBSET**. This logical representation is further compressed on the wire.

hierarchy synchronization: The process of keeping synchronized versions of **folder** hierarchies and their properties on a client and server.

IFF: Logical equivalence, that is A **IFF** B is the same as "A if and only if B".

initial ICS state: The **ICS state** that is provided by the client when it configures an ICS operation.

internal identifier: An **identifier** of a **mailbox** entity assigned by a server, which corresponds to a format and restrictions described in [\[MS-OXCSTOR\]](#).

marker: Unsigned 32-bit integer values, which adhere to **property tag** syntax and are used to denote the start and end of related data in FastTransfer streams. **Property tags** that are used by **markers** do not represent valid properties. For a full list of **markers**, see section [2.2.4.1.4](#).

meta-property: An entity identified with a **property tag** that contains information (a value) that describes how to process other data in the FastTransfer stream.

partial completion: The outcome of a complex operation with independent steps, where some steps succeeded and some steps failed.

property list restriction table: A set of restrictions imposed on an array of properties and their values, expressed in the tabular form described in section [2.2](#).

MAY, SHOULD, MUST, SHOULD NOT, MUST NOT: These terms (in all caps) are used as described in [\[RFC2119\]](#). All statements of optional behavior use either MAY, SHOULD, or SHOULD NOT.

1.2 References

1.2.1 Normative References

We conduct frequent surveys of the normative references to assure their continued availability. If you have any issue with finding a normative reference, please contact dochelp@microsoft.com. We will assist you in finding the relevant information. Please check the archive site, <http://msdn2.microsoft.com/en-us/library/E4BD6494-06AD-4aed-9823-445E921C9624>, as an additional source.

[MS-OXBBODY] Microsoft Corporation, "[Best Body Retrieval Protocol Specification](#)", April 2008.

[MS-OXCDATA] Microsoft Corporation, "[Data Structures](#)", April 2008.

[MS-OXCFOLD] Microsoft Corporation, "[Folder Object Protocol Specification](#)", April 2008.

[MS-OXCMSG] Microsoft Corporation, "[Message and Attachment Object Protocol Specification](#)", April 2008.

[MS-OXCROPS] Microsoft Corporation, "[Remote Operations \(ROP\) List and Encoding Protocol Specification](#)", April 2008.

[MS-OXCRPC] Microsoft Corporation, "[Wire Format Protocol Specification](#)", April 2008.

[MS-OXCSTOR] Microsoft Corporation, "[Store Object Protocol Specification](#)", April 2008.

[MS-OXCSYNC] Microsoft Corporation, "[Mailbox Synchronization Protocol Specification](#)", April 2008.

[MS-OXOMSG] Microsoft Corporation, "[E-Mail Object Protocol Specification](#)", April 2008.

[MS-OXPROPS] Microsoft Corporation, "[Exchange Server Protocols Master Property List](#)", April 2008.

[RFC2119] Bradner, S., "Key words for use in RFCs to Indicate Requirement Levels", BCP 14, RFC 2119, March 1997, <http://www.ietf.org/rfc/rfc2119.txt>

[RFC5234] Crocker, D., Ed., and Overell, P., "Augmented BNF for Syntax Specifications: ABNF", STD 68, RFC 5234, January 2008, <http://www.ietf.org/rfc/rfc5234.txt>

1.2.2 Informative References

[MS-OXGLOS] Microsoft Corporation, "[Exchange Server Protocols Master Glossary](#)", April 2008.

[UNICODE] The Unicode Consortium, "Unicode Home Page", <http://www.unicode.org/>

1.3 Overview

This document specifies how clients and servers can efficiently exchange data that is represented as folders and messages that are contained in private or public mailboxes.

Efficiency in the exchange of data is achieved through the following means:

- Packaging data for several folders or messages into a single remote operation (ROP) response, which can be compressed at the **remote procedure call (RPC)** level.

- Reducing transmitted data to only changes that the user is interested in.
- Reducing transmitted data to only changes that relate to a subset of folder or message data by using **Incremental Change Synchronization (ICS)**.
- Performing optimizations on the server, provided that the server knows the scope of the operation ahead of time.
- Minimizing the bandwidth required to copy message and folder content by efficiently packing data by using **FastTransfer streams**.

This document supports the transfer of data in scenarios that derive from the following semi-independent variables:

1. Direction of data transmission: download or upload.
2. Type of **messaging objects** included in a transmission: folders, messages, or both.
3. Scope of the data that is transmitted for a messaging object. The scope might be one of the following:
 - A full object or a subset of its data
 - Changes since the last transmission
 - Operations such as a read state change or a move
4. Scope of the messaging objects that are included in a set. The scope might be one of the following:
 - Identified directly by **folder IDs (FIDs)** and **message IDs (MIDs)**
 - Identified by a combination of criteria and state information maintained by the client

This specification is based on the following roles: one server, and one or more clients.

1.3.1 FastTransfer Copy Operations

FastTransfer Copy Operations enables clients to efficiently copy the content of explicitly specified folders, messages, and **attachments** between **replicas** of the same or different mailboxes by using a special binary format known as FastTransfer stream as the medium. A FastTransfer stream contains copies of folder, message, or attachment content in a predefined serialized format. The FastTransfer stream can be used to create copies of this folder, message, or attachment content in any destination folder, on any mailbox, on any client, or on any server.

Every FastTransfer operation is independent. After the operation is complete, no state has to be maintained on the client or on the server.

FastTransfer download operations enable clients to download a copy of the explicitly specified folders, messages, or attachments in the FastTransfer stream format. The resulting FastTransfer stream can be either interpreted on the client, or used in a FastTransfer upload operation if the intent is to copy messaging objects between mailboxes on different servers.

FastTransfer upload operations enable a client to create new folders or modify content of existing folders, messages, and attachments by encoding data into the FastTransfer stream format.

1.3.2 Incremental Change Synchronization

ICS enables servers and clients to keep synchronized versions of messages, folders, and their related properties on both systems. Changes that are made to messages and folders on the client are replicated to the server and vice versa. ICS can determine differences between two folder hierarchies or two sets of content, and can upload or download information about the differences in a single session.

Changes to folder properties, changes to the folder hierarchy, and folder creations and deletions are included in **hierarchy synchronizations**.

Changes to message properties, changes to read and unread message state, changes to **recipient** and attachment information, message creations, and message deletions are included in **contents synchronizations**.

Hierarchy synchronizations and contents synchronizations are the actual processes used to implement ICS on the client and server.

1.3.2.1 Download

Information about all changes and deletions made to mailbox data on the server is downloaded to the client through one or more iterations of a single ROP, whose response buffer can be efficiently packed at the RPC level.

Performing a hierarchy synchronization download using a **synchronization context** that was opened on a folder will produce information about all folder changes and folder deletions of descendants of that folder that have happened since the last **synchronization** download, as defined by the **initial ICS state**.

Performing a contents synchronization download using a synchronization context that was opened on a folder will produce information about all message changes and message deletions in the folder that have happened since the last synchronization download, as defined by the initial ICS state.

1.3.2.2 Upload

Uploading mailbox changes from a client to a server resembles the ICS download process, except that instead of streaming data through a single ROP, multiple individual ROPs are sent to upload changes to individual objects within a mailbox.

This protocol supports the uploading of hierarchy differences, such as creation and deletion of folders and changes to folder **properties**.

This specification also supports the uploading of differences in the contents of folders, such as creation and deletion of messages, changes to message properties and read state, and the moving of messages between folders.

1.4 Relationship to Other Protocols

This specification provides a low-level explanation of bulk data transfer operations.

The Mailbox Synchronization Protocol Specification describes how to apply this protocol to the replication of mailbox data between clients and servers, as specified in [\[MS-OXCSYNC\]](#).

This specification relies on the following:

- An understanding of remote procedure calls (RPCs) and remote operations (ROPs), as specified in [\[MS-OXCRPC\]](#) and [\[MS-OXCROPS\]](#) respectively.
- An understanding of folders and messages, as specified in [\[MS-OXCFOLD\]](#) and [\[MS-OXCMSG\]](#) respectively.

1.5 Prerequisites/Preconditions

When performing bulk data transfer operations, this protocol assumes that the client has previously logged on to the server and has acquired a **handle** to the folder that contains the messages and subfolders that will be uploaded or downloaded. For details about folders, see [\[MS-OXCFOLD\]](#).

1.6 Applicability Statement

This protocol was designed for the following uses:

- To support the replication of mailbox content between clients and servers, as specified in [\[MS-OXCSYNC\]](#).
- To support client-driven copying of data between multiple mailboxes on multiple servers.
- To support exporting or importing of data to or from a mailbox.

This protocol provides high efficiency and complete preservation of data fidelity for the uses mentioned in this section. However, use of the protocol is not appropriate in the following scenarios:

- For those copying data between folders in the same mailbox, or different mailboxes residing on the same server. Consider using [RopCopyTo](#), as specified in [\[MS-OXCROPS\]](#) section 2.2.8.12, for maximum efficiency.
- For those requiring detailed control over the set of information that has to be transferred for each message. Consider using other ROps specified in [\[MS-OXCROPS\]](#) that provide access to individual parts of messages.
- For those that impose constraints on the amount of data that has to be passed over the wire or stored on the client.
- For those that do not allow for persistence of state information on the client between runs.

1.7 Versioning and Capability Negotiation

This document covers versioning issues in the following areas:

- **Localization:** Localization-related aspects of the protocol are specified in section [2.2.3.1.1.1.2](#).
- **Capability Negotiation:** This protocol performs explicit capability negotiation by using the following ROps, properties, and **flags**. Support of the following features is determined by the versions of the client and server that are supplied during the connect phase (by the **EcDoConnectEx** RPC) of the RPC session. For more details, see [\[MS-OXCRPC\]](#) section 3.1.9.

Client version	Description
11.0.0.4920 and above	The client supports receiving ServerBusy in the ReturnValue field of the RopFastTransferSourceGetBuffer response. For more details, see section 2.2.3.1.1.5 .

Client version	Description
12.0.3730.0 and above	The client supports send optimization for ICS using PidTagTargetEntryId . For more details, see [MS-OXCSYNC] section 3.1.5.2.2.1.2.

Server version	Description
8.0.359.0 and above	The server supports PartialItem SendOptions flag. For more details, see section 2.2.3.1.1.1.2 . Earlier server versions do not support this flag.

[RopTellVersion](#) is used to explicitly declare capabilities of the servers in the server-to-client-to-server upload scenario. For details, see section [2.2.3.2.1.1.2](#).

1.8 Vendor-Extensible Fields

This protocol provides no extensibility beyond what is specified in [\[MS-OXCMSG\]](#).

All undefined bits in flag structures and undefined values of enumerations that are defined in this specification are reserved; clients MUST pass 0.

1.9 Standards Assignments

None.

2 Messages

2.1 Transport

The **ROP request buffers** and **ROP response buffers** specified by this protocol are sent to and received from the server by using the underlying Remote Operations (ROP) List and Encoding protocol, as specified in [\[MS-OXCROPS\]](#).

2.2 Message Syntax

The following notations are used in this specification:

PidTagCnset*. Refers to any of the following properties: [PidTagCnsetSeen](#), [PidTagCnsetSeenFAI](#), and [PidTagCnsetRead](#).

RopFastTransferSourceCopy*. Refers to any of the following ROPs: [RopFastTransferSourceCopyTo](#), [RopFastTransferSourceCopyProperties](#), [RopFastTransferSourceCopyMessages](#), and [RopFastTransferSourceCopyFolder](#).

RopSynchronizationImport*. Refers to any of the following ROPs: [RopSynchronizationImportMessageChange](#), [RopSynchronizationImportHierarchyChange](#), [RopSynchronizationImportMessageMove](#), [RopSynchronizationImportDeletes](#), [RopSynchronizationImportReadStateChanges](#).

Section [2.2.1](#) through section [2.2.4.4](#) use **property list restriction tables** in the following format to describe **restrictions** on arrays of property values:

Name	Restrictions	Comments
PidSomeProperty	Conditional Fixed position ...	Condition of existence.
< other properties >	Prohibited	Comments.

Any property cannot exist in a property list restriction table more than once. All non-italicized rows of the table represent a restriction that is imposed on the property identified in the Name column. For a list of all possible properties, see [\[MS-OXPROPS\]](#). The Comments column contains free-form comments that amend the meaning of the Name and Restrictions columns. The Restrictions column specifies a subset of the following restrictions:

- Optional [default]: The property can be present in the array.
- Required: The property **MUST** be present in the array.
- Fixed position: The position of the property within the array is fixed and **MUST** correspond to the position of the corresponding restriction in the property list restriction table.
- Conditional: The presence of the property in the array is conditional. See the Comments column for conditions.
- Prohibited: The property **MUST NOT** be present in the array. Italicized rows represent restrictions that apply to special sets of properties. The special set < other properties > represents all properties that are not mentioned in the property list restriction table explicitly.

2.2.1 Properties

2.2.1.1 ICS State Properties

ICS uses a set of properties known as the ICS state to enable a server to narrow down the set of data passed during an Incremental Change Synchronization (ICS). By using the ICS state, only differences that are relevant to a client are downloaded and the same information is only downloaded once. The ICS state is produced by the server, optionally modified by the client, and persisted exclusively on the client. The client passes the ICS state to the server immediately after configuring a synchronization context for download or upload. The server uses the ICS state and the **synchronization scope**, as defined during initialization of the synchronization download context, to determine the set of differences that need to be downloaded to the client. At the end of the synchronization operation, the client is given a new ICS state, commonly referred to as the **final ICS state**.

All properties specified in this section are part of the ICS state. Two of these properties are used for hierarchy synchronization. All four properties are used for contents synchronization. The ICS state determines the state of the **local replica** bounded by the synchronization scope (section [3.3.1.2](#)) specified by the client in the [RopSynchronizationConfigure](#) request (section [2.2.3.2.1.1](#)).

ICS state properties are not persisted on the server and are only present as data in the FastTransfer stream and in the fields of ROPs that support synchronization. The server uses the synchronization scope and ICS state to determine what differences need to be downloaded to the client. For more server-specific details, see section [3.2.4.1](#). Ordinarily, the server modifies the ICS state properties and sends them back to the client. For details about exceptions and checkpointing, see [\[MS-OXCSYNC\]](#) section 3.1.5.3.9.1.

All ICS state properties are of the **PtypBinary** type, and contain a serialized **IDSET** in the **replica GUID (REPLGUID)**-based form (section [2.2.2.3.1](#)).

Note that for the purposes of reducing the wire size of the ICS state by enabling compacting of regions (as specified in section [3.2.1.2](#)) and optimizing for performance of determining a set of differences to be downloaded to clients, servers can include extra IDs in IDSETs that represent **change numbers sets (CNSETs)**, as long as that will never affect the sets of differences that are downloaded to clients. For more server-specific details, see the following property comments and section [3.2.4.1](#).

During the first synchronization of a synchronization scope, a client MUST send the relevant ICS state properties as zero-length byte arrays. The server assumes that the ICS state properties are zero-length byte arrays if a client fails to send them when setting up a contents synchronization download. It is recommended that clients always send all ICS state properties that are relevant to a selected synchronization mode, defaulting them to zero-length byte arrays.

2.2.1.1.1 PidTagIdsetGiven

A **PtypBinary** value that contains a serialized IDSET of folder IDs (FIDs) for hierarchy synchronization, or message IDs (MIDs) for contents synchronization, that exist in the local replica of the client. This IDSET MUST NOT include any IDs that are not in the local replica of the client. Because of this restriction on IDs, this property might not compress as well as the **PidTagCnset*** properties, which will make the [PidTagIdsetGiven](#) property grow much bigger than the **PidTagCnset*** properties. For more details about compression of IDSETs, see section [3.2.1.2](#).

The **property tag** for this property suggests that it is of type PtypInteger32, but the data MUST be handled as **PtypBinary** data. Clients and servers SHOULD send this property with a property tag

that defines it as `PtypInteger32`; however, servers can accept this property when the property tag identifies it as `PtypInteger32` or **PtypBinary**.

This property is ignored for synchronization upload operations and is not downloaded back to the client in the final ICS state obtained for them through [RopSynchronizationGetTransferState](#). Clients SHOULD remove this property before uploading the initial ICS state on **synchronization upload contexts** and clients MUST merge this property back in when receiving the final ICS state from the server. However, if the client does not remove this property before uploading the initial ICS state, there is no server impact. Clients MUST add IDs of messaging objects created in or originating from a local replica to this property by using a process called checkpointing, as specified in [\[MS-OXCSYNC\]](#).

2.2.1.1.2 PidTagCnsetSeen

A **PtypBinary** value that contains an IDSET of **CNs**. The CNs track changes to folders (for hierarchy synchronizations) or **normal messages** (for contents synchronizations) in the current synchronization scope that have been previously communicated to a client, and are reflected in its local replica.

2.2.1.1.3 PidTagCnsetSeenFAI

A **PtypBinary** value, with semantics identical to [PidTagCnsetSeen](#), except that it contains IDs for **folder associated information (FAI)** messages and is therefore only used in contents synchronization.

2.2.1.1.4 PidTagCnsetRead

A **PtypBinary** value that contains an IDSET of CNs. The CNs track changes to the read state for messages in the current synchronization scope that have been previously communicated to the client, and are reflected in its local replica.

The read state of a message is determined from the [PidTagMessageFlags](#) property, which contains a bitmask of flags that indicates the origin and current state of the message. For more details about this property, see [\[MS-OXPROPS\]](#) section 2.891.

2.2.1.2 Messaging Object Identification and Change Tracking Properties

This section contains information about the properties that are used by this protocol to identify messages and folders and track changes.

For details about how messaging object and change identification values are created and modified by the protocol roles, see section [3.1.1.1](#).

2.2.1.2.1 PidTagMid

A **PtypInteger64** value that contains the MID of the message currently being synchronized.

For details about the conditions of its presence in message change headers, see section [2.2.3.2.1.1.3](#).

2.2.1.2.2 PidTagFolderId

A **PtypInteger64** value that contains the FID of the folder currently being synchronized.

For details about the **conditions** of its presence in message change headers, see section [2.2.3.2.1.1.3](#).

2.2.1.2.3 PidTagChangeNumber

A **PtypInteger64** value that contains the CN that identifies the last change to the message or folder that is currently being synchronized.

For details about the conditions of its presence in message change headers, see section [2.2.3.2.1.1.3](#).

2.2.1.2.4 PidTagParentFolderId

A **PtypInteger64** value that contains the FID that identifies the parent folder of the messaging object being synchronized.

2.2.1.2.5 PidTagSourceKey

A **PtypBinary** value that contains an internal identifier for this folder or message. The binary content of this property is a serialization of an **XID**. For more details about the binary format, see section [2.2.2.1](#).

For more details about how clients generate this property, see section [3.3.1.1.1](#).

When requested by clients, servers MUST output the property value if it is persisted, or generate it on-the-fly if it is missing, based on the internal identifiers maintained by the server for the messaging object, as specified in section [3.2.4.2](#). For more details about messaging object identification, see section [3.1.1.1](#).

2.2.1.2.6 PidTagParentSourceKey

A **PtypBinary** value on a folder that contains the [PidTagSourceKey](#) of the folder's parent folder.

2.2.1.2.7 PidTagChangeKey

A **PtypBinary** value that contains the serialized XID of the last change to the messaging object.

If the last change to the messaging object was imported from a client by using [RopSynchronizationImportMessageChange](#), this property contains a value for the [PidTagChangeKey](#) property that was passed in fields to that ROP.

If the last change to a messaging object was made by a server, this property contains an XID generated from the [PidTagChangeNumber](#) property. For more details about generating XIDs based on **internal identifiers**, see section [3.2.4.2](#).

2.2.1.2.8 PidTagPredecessorChangeList

A **PtypBinary** value that contains a serialized representation of a **PredecessorChangeList** structure, as specified in section [2.2.2.2](#). This value represents a set of change numbers (CN) for versions of the messaging object in all replicas that were integrated into the current version. This property is used in **conflict detection** by all protocol roles.

2.2.1.3 Properties for Encoding Differences in Replica Content

Because servers do not maintain a per-client state, the following properties are not persisted on servers and are only present as data in the FastTransfer streams.

All properties are of the **PtypBinary** type, and contain a serialized IDSET in the **REPLID**-based form (as specified in section [2.2.2.3.1](#)).

2.2.1.3.1 PidTagIdsetDeleted

A **PtypBinary** value that contains a serialization of a REPLID-based IDSETs. The IDSETs contains the IDs of folders (for hierarchy synchronization) or messages (for contents synchronization) that were **hard deleted** or **soft deleted** since the last synchronization identified by the initial ICS state.

2.2.1.3.2 PidTagIdsetNoLongerInScope

A **PtypBinary** value that contains a serialization of a REPLID-based IDSET. The IDSET contains the IDs of messages that got out of synchronization scope since the last synchronization identified by the initial ICS state. Messages that no longer match a restriction are considered out of synchronization scope. Note that messages moved to another folder are considered soft deleted in the source folder; hard deleted and soft deleted messages will be reported in the [PidTagIdsetDeleted](#) property.

2.2.1.3.3 PidTagIdsetExpired

A **PtypBinary** value that contains a serialization of a REPLID-based IDSETs. The IDSETs contains IDs of **expired Message objects** in a **public folder** that expired since the last synchronization identified by the initial ICS state.

2.2.1.3.4 PidTagIdsetRead

A **PtypBinary** value that contains a serialization of a REPLID-based IDSETs. The IDSETs contain IDs of messages that were marked as read (as specified by the [PidTagMessageStatus](#) property in [\[MS-OXPROPS\]](#) section 2.898) since the last synchronization identified by the initial ICS state.

2.2.1.3.5 PidTagIdsetUnread

A **PtypBinary** value that contains a serialization of a REPLID-based IDSETs. The IDSETs contain IDs of messages that were marked as unread (as specified by the [PidTagMessageStatus](#) property in [\[MS-OXPROPS\]](#) section 2.898) since the last synchronization identified by the initial ICS state.

2.2.1.4 PidTagAssociated

A **PtypBoolean** value that specifies whether the message being synchronized is an FAI message.

2.2.1.5 PidTagMessageSize

An unsigned **PtypInteger32** value that identifies the size of the message in bytes.

For details about the conditions of the [PidTagMessageSize](#) presence in message change headers, see section [2.2.3.2.1.1.3](#).

A server SHOULD make the best effort to calculate this property, but because values for properties may change before the client downloads the message, and because the client specifies what data it does and does not need, it MUST be treated only as an estimate by client.

2.2.1.6 Properties That Denote Subobjects

The properties in the following tables denote **subobjects** of the messaging objects and can be used in the following:

- The property inclusion and exclusion lists of ROPs that configure download operations. For example, [RopSynchronizationConfigure](#) and [RopFastTransferSourceCopyTo](#).
- As values of [PidTagFXDelProp](#) meta-properties (as specified in section [2.2.4.1.5.1](#)).

Folder Properties	Description
PidTagContainerContents	Identifies all normal messages in the current folder.
PidTagFolderAssociatedContents	Identifies all FAI messages in the current folder.
PidTagContainerHierarchy	Identifies all subfolders of the current folder. <1>

Message Properties	Description
PidTagMessageRecipients	Identifies all recipients of the current message.
PidTagMessageAttachments	Identifies all attachments to the current message.

Attachment Properties	Description
PidTagAttachDataObject	Identifies the embedded message of the current attachment. <2>

2.2.2 Structures

2.2.2.1 XID

Represents an external identifier for an entity within a data **store**.

0	1	2	3	4	5	6	7	8	9	0	1	2	3	4	5	6	7	8	9	0	1	2	3	4	5	6	7	8	9	0	1		
NamespaceGuid																																	
...																																	
...																																	
...																																	
LocalId (variable)																																	

...

NamespaceGuid (16 bytes): A 128-bit **GUID** that identifies the namespace that the **identifier** specified by **LocalId** belongs to.

LocalId (variable): A variable binary value that contains the ID of the entity in the namespace specified by **NamespaceGuid**. The length of this field **MUST** be within the [1; 239] range.

For more details about **GUID** structures, which are a subtype of an **XID**, see [\[MS-OXCDATA\]](#) section 2.2.1.3. For **GIDs**, the **REPLGUID** maps to the **NamespaceGuid** field, and the **global counter** (**GLOBCNT**) maps to the **LocalId** field.

All **XIDs** with the same **NamespaceGuid** **MUST** have the same length of **LocalId** fields. However, the size of the **LocalId** value cannot be determined by examining the **NamespaceGuid** value and **MUST** be provided externally. In most cases, **XID** structures are present within other structures, which specify the size of the **XID**, such as the **SizedXid** element (as specified in section [2.2.2.2.1](#)) or the **propValue** element (as specified in section [2.2.4.3.21](#)).

2.2.2.2 PredecessorChangeList

Contains a set of **XIDs** that represent change numbers of messaging objects in different replicas. The order of the **XIDs** does not have significance for interpretation, but is significant for serialization and deserialization. The set of **XIDs** **MUST** be serialized without padding as an array of **SizedXid** structures binary-sorted by the value of **NamespaceGuid** field of the **XID** structure in the ascending order.

2.2.2.2.1 SizedXid

0	1	2	3	4	5	6	7	8	9	10	11	12	13	14	15	16	17	18	19	20	21	22	23	24	25	26	27	28	29	30	31
XidSize								XID (variable)																							
...																															

XidSize (1 byte): An unsigned 8-bit integer. **MUST** be equal to the size of the **XID** field in bytes.

XID (variable): A structure of type **XID** that contains the value of the internal identifier of an object, or internal or external identifier of a change number. This field **MUST** contain the same number of bytes as specified in the **XidSize** field.

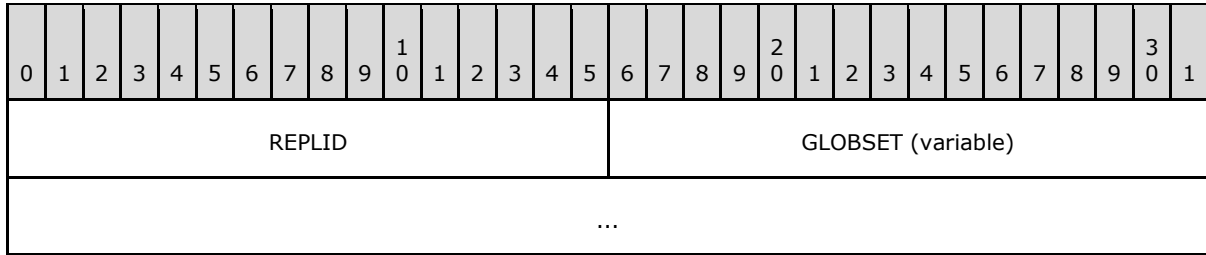
2.2.2.3 IDSET

An **IDSET** is a set of **ID** values. The **IDSET** can be used to contain a set of **MID** values, a set of **FID** values, or a set of **CN** values (also known as **CNSET**). An **IDSET** **MUST NOT** contain duplicate **ID** values.

The serialization format specified in the following sections is optimized for data transfer, and is not intended for in-memory operations. See section [3.1.1.3](#) for details about the serialization and deserialization process.

2.2.2.3.1 Serialized IDSET with REPLID

For every REPLID and **GLOBSET** pair represented in the **formatted IDSET**, the following needs to be added to the serialization buffer in lowest to highest REPLID order.

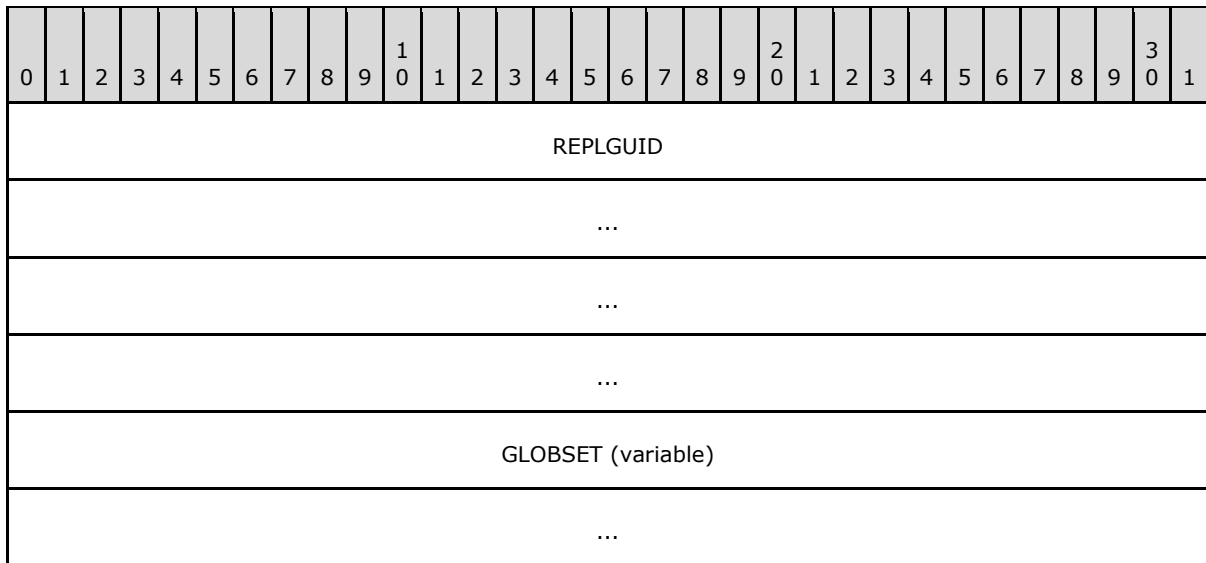


REPLID (2 bytes): A REPLID value that when combined with all GLOBCNT values represented in the GLOBSET field, produces a set of IDs.

GLOBSET (variable): A serialized GLOBSET.

2.2.2.3.2 Serialized IDSET with REPLGUID

For every REPLGUID and GLOBSET pair represented in the formatted IDSET, the following needs to be added to the serialization buffer. REPLGUID-GLOBSET pairs **MUST** be serialized by REPLGUID in the ascending order, using byte-to-byte comparison.



REPLGUID (16 bytes): A GUID value that represents a REPLGUID. When combined with all GLOBCNT values represented in the GLOBSET field, produces a set of GIDs. The GUID values can be converted into a REPLID to produce a set of IDs.

GLOBSET (variable): A serialized GLOBSET.

2.2.2.4 GLOBSET

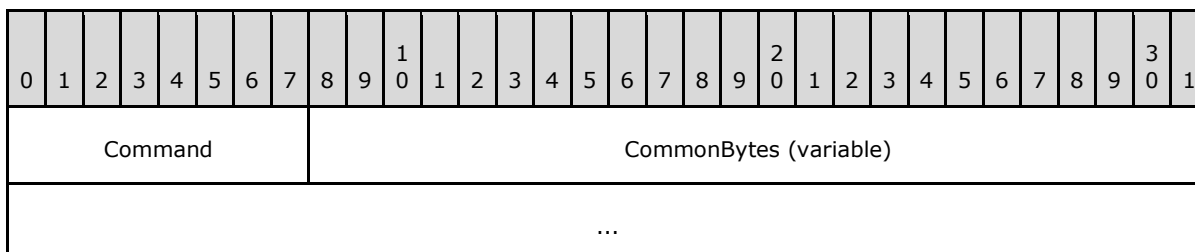
A GLOBSET is a set of GLOBCNT values that are typically reduced to GLOBCNT ranges.

The serialization format specified in the following sections is optimized for data transfer, and is not intended for in-memory operations.

A GLOBSET is serialized without padding as a set of commands. For details about how to translate an abstract data model for a GLOBSET into a set of commands, see section [3.1.1.3.3](#).

2.2.2.4.1 Push Command (0x01 – 0x06)

The **Push** command will place high-order bytes onto the **common byte stack**.

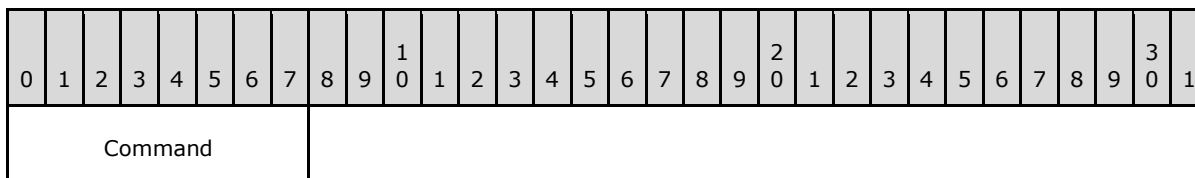


Command (1 byte): A value in the range "0x01" through "0x06".

CommonBytes (variable): Variable length byte array to be pushed onto the common byte stack. The length of the byte array is equal to the **Command** value ("0x01" through "0x06").

2.2.2.4.2 Pop Command (0x50)

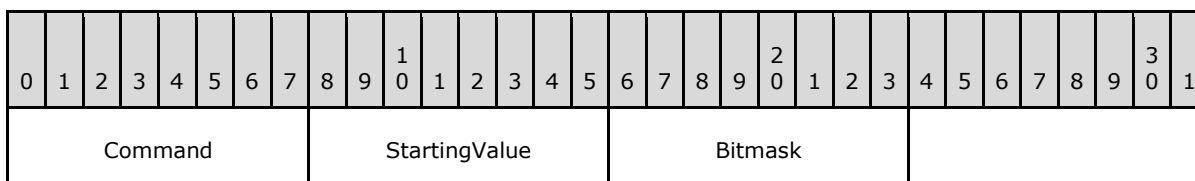
The **Pop** command will remove bytes that were added to the common byte stack from the previous **Push** command.



Command (1 byte): The value "0x50".

2.2.2.4.3 Bitmask Command (0x42)

The **Bitmask** command allows for up to five GLOBCNT ranges to be compressed into a single encoding command if they all have five high-order bytes in common and the low-order bytes are all within eight values of each other.



Command (1 byte): The value "0x42".

StartingValue (1 byte): Low-order byte of first GLOBCNT.

Bitmask (1 byte): Used for GLOBCNT generation where values are defined based on the **StartingValue** and which bits are set in **Bitmask**.

2.2.2.4.4 Range Command (0x52)

The **Range** command is used to add a GLOBCNT range to the GLOBSET. The range is determined by the GLOBCNT value produced from the **LowValue** field and the GLOBCNT produced from the **HighValue** field.

0	1	2	3	4	5	6	7	8	9	10	11	12	13	14	15	16	17	18	19	20	21	22	23	24	25	26	27	28	29	30	31					
Command										LowValue (variable)																										
...																																				
HighValue (variable)																																				
...																																				

Command (1 byte): The value "0x52".

LowValue (variable): Variable length byte array of low-order values for GLOBCNT generation. The number of bytes in this field is equal to six minus the number of high-order bytes in the common byte stack. MUST be less than or equal to **HighValue**, when compared byte to byte.

HighValue (variable): Variable length byte array of low-order values for GLOBCNT generation. The number of bytes in this field is equal to six minus the number of high-order bytes in the common byte stack. MUST be greater or equal to **LowValue**, when compared byte to byte.

2.2.2.4.5 End Command (0x00)

The **End** command is used to signal the end of the GLOBSET encoding.

0	1	2	3	4	5	6	7	8	9	10	11	12	13	14	15	16	17	18	19	20	21	22	23	24	25	26	27	28	29	30	31					
Command																																				

Command (1 byte): The value "0x00".

2.2.2.5 ProgressInformation

0	1	2	3	4	5	6	7	8	9	10	11	12	13	14	15	16	17	18	19	20	21	22	23	24	25	26	27	28	29	30	31					
Version																	padding																			

FAIMessageCount
FAIMessageTotalSize
...
NormalMessageCount
padding
NormalMessageTotalSize
...

Version (2 bytes): An unsigned 16-bit value that contains a number that identifies the binary structure of the data that follows. The table in this section describes a format for version "0x0000", which is the only version of this structure defined for this protocol.

padding (2 bytes): SHOULD be set to zeroes and MUST be ignored by clients.

FAIMessageCount (4 bytes): An unsigned 32-bit integer value that contains the total number of changes to FAI messages that are scheduled for download during the current synchronization operation.

FAIMessageTotalSize (8 bytes): An unsigned 64-bit integer value that contains the size in bytes of all changes to FAI messages that are scheduled for download during the current synchronization operation.

NormalMessageCount (4 bytes): An unsigned 32-bit integer value that contains the total number of changes to normal messages that are scheduled for download during the current synchronization operation.

padding (4 bytes): SHOULD be set to zeroes and MUST be ignored by clients.

NormalMessageTotalSize (8 bytes): An unsigned 64-bit integer value that contains the size in bytes of all changes to normal messages that are scheduled for download during the current synchronization operation.

2.2.2.6 PropertyGroupInfo

The **PropertyGroupInfo** structure describes a single property mapping between a group index and property tags within a property group. For more details about property groups, see section [3.1.1.2](#).

0	1	2	3	4	5	6	7	8	9	10	11	12	13	14	15	16	17	18	19	20	21	22	23	24	25	26	27	28	29	30	31
GroupId																															

Reserved
GroupCount
Groups (variable)
...

GroupId (4 bytes): An unsigned 32-bit integer value that identifies a property mapping within the current synchronization download.

Reserved (4 bytes): This value MUST be set to "0x00000000".

GroupCount (4 bytes): An unsigned 32-bit integer value that specifies how many **PropertyGroup** structures are present in the **Groups** field. MUST NOT be zero (0x00000000).

Groups (variable): An array of **PropertyGroup** structures. This field MUST contain **GroupCount PropertyGroup** elements.

2.2.2.6.1 PropertyGroup

0	1	2	3	4	5	6	7	8	9	10	11	12	13	14	15	16	17	18	19	20	21	22	23	24	25	26	27	28	29	30	31
PropertyTagCount																															
PropertyTags (variable)																															
...																															

PropertyTagCount (4 bytes): An unsigned 32-bit integer value that specifies how many **groupPropInfo** lexemes are present in **PropertyTags**. MUST NOT be zero (0x00000000).

PropertyTags (variable): A variable length array of **PropertyTag** structures, as specified in [\[MS-OXCDATA\]](#) section 2.9. If a **PropertyTag** identifies a named property, the **PropertyTag** is immediately followed by a **GroupPropertyName** structure, as specified in section [2.2.2.6.1.1](#). This field MUST contain **PropertyTagCount** tags.

2.2.2.6.1.1 GroupPropertyName

0	1	2	3	4	5	6	7	8	9	10	11	12	13	14	15	16	17	18	19	20	21	22	23	24	25	26	27	28	29	30	31
GUID																															
...																															

...
...
Kind
LID (optional)
NameSize (optional)
Name (optional) (variable)
...

GUID (16 bytes): The GUID that identifies the **property set** for the **named property**.

Kind (4 bytes): The following are possible values for the **Kind** field:

Name	Value
0x00000000	The property is identified by the LID field.
0x00000001	The property is identified by the Name field.

LID (optional) (4 bytes): Present only if **Kind** is set to 0x00000000. An unsigned integer that identifies the named property within its property set.

NameSize (optional) (4 bytes): Present only if **Kind** is set to 0x00000001. Identifies the number of bytes in the **Name** string.

Name (optional) (variable): Present only if **Kind** is set to 0x00000001. A **Unicode** (UTF-16) string, followed by two zero bytes as a null terminator, that identifies the property within its property set.

2.2.2.7 FolderReplicaInfo

The **FolderReplicaInfo** structure contains information about **server replicas** of a public folder.

0	1	2	3	4	5	6	7	8	9	10	11	12	13	14	15	16	17	18	19	20	21	22	23	24	25	26	27	28	29	30	31
Flags																															
Depth																															
FolderLongTermId																															

...
...
...
...
...
...
ServerDNCount
CheapServerDNCount
ServerDNArray (variable)
...

Flags (4 bytes): MUST be set to "0x00000000".

Depth (4 bytes): MUST be set to "0x00000000".

FolderLongTermId (24 bytes): A **LongTermID** structure. Contains the LongTermID of a folder, for which server replica information is being described.

ServerDNCount (4 bytes): An unsigned 32-bit integer value that determines how many elements exist in **ServerDNArray**. MUST NOT be zero (0x00000000).

CheapServerDNCount (4 bytes): An unsigned 32-bit integer value that determines how many of the leading elements in **ServerDNArray** have the same, lowest, network access cost.

CheapServerDNCount MUST be less than or equal to **ServerDNCount**.

ServerDNArray (variable): An array of ASCII-encoded NULL-terminated strings. MUST contain **ServerDNCount** strings. Contains an **enterprise/site/server distinguished name (ESSDN)** of servers that have a replica of the folder identifier by **FolderLongTermId**.

2.2.2.8 ExtendedErrorInfo

Contains extended and contextual information about an error that has occurred when producing a FastTransfer stream.

See section [2.2.4.3.4](#) for details about how this structure is used in FastTransfer error recovery and reporting of **partial completion** of download operations.

0	1	2	3	4	5	6	7	8	9	10	11	12	13	14	15	16	17	18	19	20	21	22	23	24	25	26	27	28	29	30	31
Version																padding															
ErrorCode																															
FolderGID																															
...																															
...																															
...																															
...																															
...																padding															
MessageGID																															
...																															
...																															
...																															
...																															
...																padding															
Reserved																															
...																															
...																															
...																															
...																															

...
AuxBytesCount
AuxBytesOffset
Reserved (variable)
...
AuxBytes (variable)
...

Version (2 bytes): An unsigned 16-bit integer that determines the format the structure. The format shown above corresponds to version "0x00000000", which is the only version defined for the protocol. Servers MUST output this structure in a version that corresponds to a version of a protocol chosen by the client.

padding (2 bytes): SHOULD be set to zeroes and MUST be ignored by the clients.

ErrorCode (4 bytes): One of the error codes defined in [\[MS-OXCDATA\]](#) that describes the reason for the failure.

FolderGID (22 bytes): A GID structure that identifies the folder that was in context at the time the error occurred. MUST be filled with zeroes, if no folders were in context.

padding (2 bytes): SHOULD be set to zeroes and MUST be ignored by the clients.

MessageGID (22 bytes): A GID structure that identifies the message that was in context at the time the error occurred. MUST be filled with zeroes, if no messages were in context.

padding (2 bytes): SHOULD be set to zeroes and MUST be ignored by the clients.

Reserved (24 bytes): SHOULD be set to zeroes and SHOULD be ignored by clients.

AuxBytesCount (4 bytes): An unsigned 32-bit integer value that specifies the size of the **AuxBytes** field. If set to 0, **AuxBytes** is missing.

AuxBytesOffset (4 bytes): An unsigned 32-bit integer value that specifies the offset in bytes of **Auxbytes** from the beginning of the structure.

Reserved (variable): Optional. SHOULD be set to zeroes and SHOULD be ignored by clients.

AuxBytes (variable): An optional **PtypBinary** value that MUST be present and reside at **AuxBytesOffset** from the beginning of the structure, **IFF AuxBytesCount** > 0. If present, MUST consist of one or more **AuxBlock** structures serialized sequentially without any padding.

2.2.2.8.1 AuxBlock

0	1	2	3	4	5	6	7	8	9	10	11	12	13	14	15	16	17	18	19	20	21	22	23	24	25	26	27	28	29	30	31
BlockType																BlockBytesCount															
...																BlockBytes (variable)															
...																															

BlockType (2 bytes): An unsigned 16-bit integer that specifies the format of the **BlockBytes** field.

BlockBytesCount (4 bytes): An unsigned 32-bit integer value that specifies the size in bytes of the **BlockBytes** field. The value of **BlockBytesCount** is zero (0x00000000) if **BlockBytes** contains no data.

BlockBytes (variable): A **PtypBinary** value. Semantics are determined by the value of the **BlockType** field. MUST be exactly **BlockBytesCount** bytes long.

Clients MUST ignore any **AuxBlock** structures whose **BlockType** they do not recognize. Unknown **AuxBlocks** can be easily skipped over to subsequent blocks, because their size can always be determined based on **BlockBytesCount**.

2.2.3 ROPs

FastTransfer and ICS operations are performed by sending a specific set of ROP requests to the server.

If a ROP name starts with RopSynchronization, it can only be used in ICS operations.

If a ROP name starts with RopFastTransfer, it can be used in FastTransfer operations, and can also be used ICS operations. See ROP details provided in this section and the following table for more details.

All FastTransfer and ICS operations can be separated into similar steps:

1. Initialization: Configure an operation and assign it a context, which is used to identify this operation in all subsequent steps.
2. Data transmission: Transmission of messaging object data based on the context configuration.
3. Checkpointing: An optional step in which data that is required for subsequent initialization of the next iteration of this operation is downloaded.

Note Checkpointing for synchronization download operations functions differently than checkpointing for synchronization upload operations. During a synchronization upload operation, the server returns **checkpoint ICS states** that are accurate to the time at which the checkpoint was requested. During a synchronization download operation, the server returns the initial ICS state until the download is complete, at which time it returns the final ICS state. <3>

4. Release of resources held on a server: This includes releasing the context by using RopRelease. For more details, see section [2.2.15.3](#).

Note that the context in step 1 is not a messaging object, which means that it is not persisted in a mailbox and its lifetime is limited to the lifetime of the handle that is opened for it.

The following table describes the applicability of ROPs for each step of every FastTransfer or ICS operation. See the ROP details in this section for usage directions.

Operation	Initialization	Data transmission	Checkpointing
FastTransfer download	RopFastTransfer SourceCopy* ([MS-OXCROPS] section 2.2.12) RopTellVersion ([MS-OXCROPS] section 2.2.12.8)	RopFastTransfer SourceGetBuffer ([MS-OXCROPS] 2.2.12.3) Mailbox data is encoded into a FastTransfer stream.	Not applicable.
FastTransfer upload	RopFastTransfer DestinationConfigure ([MS-OXCROPS] section 2.2.12.1) RopTellVersion ([MS-OXCROPS] section 2.2.12.8)	RopFastTransfer DestinationPutBuffer ([MS-OXCROPS] 2.2.12.2) Mailbox data is encoded into a FastTransfer stream.	Not applicable.
ICS download	RopSynchronization Configure ([MS-OXCROPS] section 2.2.13.1) UploadStateStream* ([MS-OXCROPS] section 2.2.13)	RopFastTransfer SourceGetBuffer ([MS-OXCROPS] section 2.2.12.3) Mailbox data is encoded into a FastTransfer stream.	Not applicable.<4>
ICS upload	RopSynchronization OpenCollector ([MS-OXCROPS] section 2.2.13.7) UploadStateStream* ([MS-OXCROPS] section 2.2.13)	RopSynchronization Import* ([MS-OXCROPS] section 2.2.13) ROPs that operate on a Message object .	RopSynchronization GetTransferState ([MS-OXCROPS] section 2.2.13.8) RopFastTransfer SourceGetBuffer ([MS-OXCROPS] section 2.2.12.3)

In this section, whenever the applicability of a ROP or protocol details are discussed, operations to which an explanation applies will usually be referenced by mentioning the type of the context, as specified in the following table.

Context type	Operations it applies to
Download context	FastTransfer download, ICS download
FastTransfer context	FastTransfer download, FastTransfer upload
FastTransfer download context	FastTransfer download
FastTransfer upload context	FastTransfer upload
Synchronization context	ICS download, ICS upload
Synchronization download context	ICS download

Context type	Operations it applies to
Synchronization upload context	ICS upload

The FastTransfer stream is specified in section [2.2.4](#).

2.2.3.1 FastTransfer Copy Operations

2.2.3.1.1 Download

The following steps MUST be taken by a client to download copies of messaging objects from the server in FastTransfer mode:

1. Obtain a handle to a messaging object whose contents are requested, or a handle to a messaging object that the client will download a copy of.
2. Send the `RopFastTransferSourceCopy*` request to create a FastTransfer download context on the server and define the parameters and the scope of the operation.
3. Optionally, send a [RopTellVersion](#) request, if performing a server-to-client-to-server upload (as specified in section [3.3.4.1.2.1](#)).
4. Iteratively send [RopFastTransferSourceGetBuffer](#) requests on the FastTransfer context to retrieve the FastTransfer stream with serialized messaging objects.
5. Send a [RopRelease](#) request to release the messaging object and FastTransfer context obtained in steps 1 and 2.

2.2.3.1.1.1 RopFastTransferSourceCopyTo

[RopFastTransferSourceCopyTo](#) initializes a FastTransfer operation to download content from a given messaging object and its descendant subobjects.

The object output in **OutputServerObject** field MUST be released using [RopRelease](#) as soon as the client no longer needs it.

For more details about [RopFastTransferSourceCopyTo](#), see [\[MS-OXCROPS\]](#) section 2.2.12.6.

Request:

InputServerObject: MUST be either an attachment, or a message, or a **Folder Object**.

Level (1 byte): An unsigned 8-bit integer. Set to "0" to copy descendant subobjects. Subobjects are only copied when they are not listed in PropertyTags. Set to nonzero to exclude all descendant subobjects from being copied. A nonzero value can only be passed if **InputServerObject** is a message or Folder Object. The **Level** field MUST be ignored and treated as if it is set to "0" if **InputServerObject** is an **Attachment object**.

CopyFlags (4 byte): A 32-bit flags structure. For more details about the possible values of this structure, see section [2.2.3.1.1.1.1](#).

SendOptions (1 byte): An 8-bit flag structure. For more details about possible values for this structure, see section [2.2.3.1.1.1.2](#).

PropertyTagCount (2 bytes): An unsigned 16-bit integer. This value specifies the number of structures in the **PropertyTags** field. **PropertyTagCount** is set to zero (0x0000) if **PropertyTags** is an empty array.

PropertyTags (variable): An array of **PropertyTag** structures. Specifies properties and subobjects (as specified in section [2.2.1.6](#)) to exclude when copying a messaging object pointed to by the **InputServerObject**. Note that this field MUST NOT be considered when determining what properties and subobjects to copy for descendant subobjects of **InputServerObject**. See section [3.2.4.6](#) for more details about the effect of property and subobject filters on download operations.

Response:

ReturnValue (4 bytes): An unsigned 32-bit integer. This value represents the ROP execution status.

OutputServerObject: MUST be the FastTransfer download context. MUST be present IFF **ReturnValue** equals **Success** (0x00000000).

Remarks:

If **InputServerObject** is a folder that was opened to show soft deleted messages, the scope of an operation that this ROP initiates will only include soft deleted messages. Otherwise, only normal, non-deleted messages will be included. This applies at all levels that are permitted by the **Level** field.

2.2.3.1.1.1.1 CopyFlags

Defines parameters of the FastTransfer download operation.

Servers SHOULD fail the command if unknown flag bits are set.

Name	Value	Description
Move	0x00000001	MUST NOT be passed if InputServerObject is not a folder or a message. If this flag is set, the client identifies the FastTransfer operation being configured as a logical part of a larger object move operation. If this flag is not set, the client is not identifying the FastTransfer operation being configured as a logical part of a larger object move operation. If this flag is specified for a download operation, the server SHOULD NOT output any objects in a FastTransfer stream that the client does not have permissions to delete. See section 3.2.4.4.1 for more server details.
Unused1	0x00000002	MUST be ignored by the server.
Unused2	0x00000004	MUST be ignored by the server.
Unused3	0x00000008	MUST be ignored by the server.
Unused4	0x00000200	MUST be ignored by the server.
Unused5	0x00000400	MUST be ignored by the server.
BestBody	0x00002000	MUST NOT be passed if InputServerObject is not a message. If set, the server SHOULD output the message body , and the body of embedded messages, in their original format. If not set, the server MUST output message body in the compressed Rich

Name	Value	Description
		Text Format (RTF).

2.2.3.1.1.1.2 SendOptions

Defines the parameters of a download operation that relate to data representation.

Name	Value	Description
Unicode	0x01	See the following table for all possible combinations of encoding flags (Unicode and ForceUnicode). When used on RopSynchronizationConfigure , MUST match the value of the Unicode SynchronizationFlag (as specified in section 2.2.3.2.1.1.2).
UseCpid	0x02	If this flag is set, the Unicode flag MUST also be set.
ForUpload	0x03	Used in FastTransfer operations only when the client requests a FastTransfer stream with the intent of uploading it immediately to another destination server. The ROP that uses this flag MUST be followed by RopTellVersion . See section 3.3.4.1.2.1 for details about how this affects behaviors of servers and clients.
RecoverMode	0x04	Used when a client supports recovery mode and requests that a server MUST attempt to recover from failures to download changes for individual messages. MUST NOT be set when ForUpload flag is set.
ForceUnicode	0x08	See the following table for all possible combinations of encoding flags (Unicode and ForceUnicode).
PartialItem	0x10	MUST NOT be passed for anything but contents synchronization download. This flag is set if a client supports partial message downloads. If a server supports this mode, it SHOULD output partial message changes if it reduces the size of the produced stream. If a server does not support this mode, it does not output partial message changes and this flag is ignored. <5>

Servers SHOULD [<6>](#) fail the ROP if any unknown flag bits are set.

The following table lists all valid combinations of the **Unicode | ForceUnicode** flags.

Flag	Description
Neither	String properties MUST be output in the code page set on connection.
Unicode	String properties MUST be output either in Unicode, or in the code page set on the current connection, with Unicode being preferred.
Unicode ForceUnicode	String properties MUST be output in Unicode.

2.2.3.1.1.2 RopFastTransferSourceCopyProperties

[RopFastTransferSourceCopyProperties](#) initializes a FastTransfer operation to download content from a given messaging object and its descendant subobjects.

The object output in the **OutputServerObject** field MUST be released using [RopRelease](#) as soon as the client no longer needs it.

For more details about [RopFastTransferSourceCopyProperties](#), see [\[MS-OXCROPS\]](#) section 2.2.12.7.

Request:

InputServerObject: MUST be either an Attachment, Message, or Folder object.

Level (1 byte): An unsigned 8-bit integer. Set to "0" to copy descendant subobjects using the property list specified in PropertyTags. subobjects are not copied unless listed in PropertyTags. Set to nonzero to exclude all descendant subobjects from being copied. A nonzero value can only be passed when **InputServerObject** is a Message or Folder object. The **Level** field MUST be ignored and treated as if it is set to "0" when **InputServerObject** is an Attachment object.

CopyFlags (1 byte): An 8-bit flag structure. The possible values for this structure are defined in section [2.2.3.1.1.2.1](#).

SendOptions (1 byte): An 8-bit flag structure. The possible values for this structure are defined in section [2.2.3.1.1.2](#).

PropertyTagCount (2 bytes): An unsigned 16-bit integer. This value specifies the number of structures in the PropertyTags field. MUST NOT be zero (0x0000).

PropertyTags (variable): An array of PropertyTag structures. This array specifies the properties and subobjects (as specified in section [2.2.1.6](#)) to copy from the messaging object pointed to by the **InputServerObject**. Note that this field MUST NOT be considered when determining what properties and subobjects to copy for descendant subobjects of **InputServerObject**.

Response:

ReturnValue (4 bytes): An unsigned 32-bit integer. This value represents the ROP execution status.

OutputServerObject: MUST be the FastTransfer download context. MUST be present IFF **ReturnValue** equals **Success** (0x00000000).

Remarks:

This ROP is very similar to [RopFastTransferSourceCopyTo](#), with the following **exceptions**:

- PropertyTags specify a list of properties and subobjects to include, as opposed to exclude.
- **BestBody** logic SHOULD NOT be used when copying messages. **BestBody** logic is specified in [\[MS-OXBBODY\]](#).

2.2.3.1.1.2.1 CopyFlags

Defines parameters of the FastTransfer download operation.

Servers SHOULD fail the command if unknown flag bits are set.

Name	Value	Description
Move	0x01	MUST NOT be passed if InputServerObject is not a folder or a message. If this flag is set, the client identifies the FastTransfer operation being configured as a logical part of a larger object move operation.

Name	Value	Description
		If this flag is not set, the client is not identifying the FastTransfer operation being configured as a logical part of a larger object move operation. If this flag is specified for a download operation, the server SHOULD NOT output any objects in a FastTransfer stream that the client does not have permissions to delete. See section 3.2.4.4.1 for more server details.
Unused1	0x02	MUST be ignored by the server.
Unused2	0x04	MUST be ignored by the server.
Unused3	0x08	MUST be ignored by the server.

2.2.3.1.1.3 RopFastTransferSourceCopyMessages

[RopFastTransferSourceCopyMessages](#) initializes a FastTransfer operation on a folder for downloading content and descendant subobjects for messages identified by a given set of IDs.

The object output in **OutputServerObject** field MUST be released by using [RopRelease](#) as soon as the client no longer needs it.

For more details about [RopFastTransferSourceCopyMessages](#), see [\[MS-OXCROPS\]](#) section 2.2.12.5.

Request:

InputServerObject: MUST be a Folder object.

MessageIdCount (2 bytes): An unsigned 16-bit integer. This value specifies the number of identifiers in the **MessageIds** field. MUST be greater than 0.

MessageIds (variable): An array of 64-bit identifiers. This list specifies the MIDs of the messages to copy. Messages MUST be contained by a folder identified by **InputServerObject**.

CopyFlags (1 byte): An 8-bit flag structure. The possible values for this structure are defined in section [2.2.3.1.1.3.1](#).

SendOptions (1 byte): An 8-bit flag structure. The possible values for this structure are defined in section [2.2.3.1.1.1.2](#).

Response:

ReturnValue (4 bytes): An unsigned 32-bit integer. This value represents the ROP execution status.

OutputServerObject: MUST be the FastTransfer download context. MUST be present IFF **ReturnValue** equals **Success** (0x00000000).

2.2.3.1.1.3.1 CopyFlags

Defines parameters of the FastTransfer download operation.

Servers SHOULD fail the command if unknown flag bits are set.

Name	Value	Description
Move	0x01	MUST NOT be passed if InputServerObject is not a folder.

Name	Value	Description
		<p>If this flag is set, the client identifies the FastTransfer operation being configured as a logical part of a larger object move operation.</p> <p>If this flag is not set, the client is not identifying the FastTransfer operation being configured as a logical part of a larger object move operation.</p> <p>If this flag is specified for a download operation, the server SHOULD NOT output any objects in a FastTransfer stream that the client does not have permissions to delete. See section 3.2.4.4.1 for more server details.</p>
Unused1	0x02	MUST be ignored by the server.
Unused2	0x04	MUST be ignored by the server.
Unused3	0x08	MUST be ignored by the server.
BestBody	0x10	<p>If set, the server SHOULD output the message body, and the body of embedded messages, in their original format.</p> <p>If not set, the server MUST output message bodies in the compressed RTF.</p>
SendEntryId	0x20	If this flag is set, message and change identification information is not removed from output.

2.2.3.1.1.4 RopFastTransferSourceCopyFolder

[RopFastTransferSourceCopyFolder](#) initializes a FastTransfer operation to download properties and descendant subobjects for a specified folder.

The object output in **OutputServerObject** field MUST be released using [RopRelease](#) as soon as the client no longer needs it.

For more details about [RopFastTransferSourceCopyFolder](#), see [\[MS-OXCROPS\]](#) section 2.2.12.4.

Request:

InputServerObject: MUST be a Folder object.

CopyFlags (1 byte): An 8-bit flag structure. The possible values for this structure are defined in section [2.2.3.1.1.4.1](#).

SendOptions (1 byte): An 8-bit flag structure. The possible values for this structure are defined in section [2.2.3.1.1.1.2](#).

Response:

ReturnValue (4 bytes): An unsigned 32-bit integer. This value represents the ROP execution status.

OutputServerObject: MUST be the FastTransfer download context. MUST be present IFF **ReturnValue** equals **Success** (0x00000000).

Remarks:

This ROP is very similar to [RopFastTransferSourceCopyTo](#), with the following exceptions:

- The type of the **InputServerObject** is limited to a Folder object.

- The FastTransfer stream produced by an operation configured with this ROP wraps folder properties and subobjects with the **topFolder** element (as specified in section [2.2.4.4](#)).
- All properties and contained messages are copied.
- The **CopySubfolders** flag of **CopyFlag** field indicates whether to copy subfolders.
- **BestBody** logic SHOULD NOT be used when copying messages. **BestBody** logic is specified in [\[MS-OXBBODY\]](#).

2.2.3.1.1.4.1 CopyFlags

Defines parameters of the FastTransfer download operation.

Servers SHOULD fail the command if unknown flag bits are set.

Name	Value	Description
Move	0x01	MUST be ignored by the server. <7>
Unused1	0x02	MUST be ignored by the server.
Unused2	0x04	MUST be ignored by the server.
Unused3	0x08	MUST be ignored by the server.
CopySubfolders	0x10	If this flag is set, the server MUST recursively include the subfolders of the folder specified in the InputServerObject in the scope. If this flag is not set, the server MUST NOT recursively include the subfolders of the folder specified in the InputServerObject in the scope.
NoGhostedContent	0x20	This flag identifies whether information about the content of a ghosted folder is returned. If this flag is set and the folder is ghosted , the server SHOULD send the folder properties, but SHOULD NOT send the content of the ghosted folder. If this flag is not set and the folder is ghosted, the server SHOULD return the folder properties and the PidTagNewFXFolder property, as specified in section 2.2.4.1.5.3 . The PidTagNewFXFolder property contains information about the location of servers that contain replica content. If this flag is set on a non-ghosted folder, the server SHOULD send the folder properties and the folder content.

2.2.3.1.1.5 RopFastTransferSourceGetBuffer

[RopFastTransferSourceGetBuffer](#) downloads the next portion of a FastTransfer stream that is produced by a previously configured download operation.

For more details about [RopFastTransferSourceGetBuffer](#), see [\[MS-OXCROPS\]](#) section 2.2.12.3.

Request:

InputServerObject: MUST be a download context.

BufferSize (2 bytes): An unsigned 16-bit integer. This field specifies the maximum amount of data (in bytes) to be output in the **TransferBuffer**. If this value is "0xBABE", the server determines the buffer size based on the residual size of the RPC buffer. If this field is not set to "0xBABE", then clients MUST pass a value equal to or greater than 15480 <8> or MUST be prepared to increase this number in future requests if they passed a smaller value and [RopBufferTooSmall](#) was returned.

Clients SHOULD set this to a sentinel value of "0xBABE" to achieve maximum efficiency.

MaximumBufferSize (2 bytes, optional): An unsigned 16-bit integer that specifies the maximum size limit when the server determines the buffer size.

MUST be present IFF **BufferSize** is set to a sentinel value of "0xBABE".

Clients MAY set this value to at least the size of the output RPC buffer to achieve maximum efficiency.

Response:

ReturnValue (4 bytes): An unsigned 32-bit integer. This value represents the ROP execution status. The following table lists error codes for which clients SHOULD implement special handling.

Name	Description
ServerBusy	The client MUST wait at least the period of time specified in BackoffTime before retrying the ROP. <9> ServerBusy should only be returned when the client is version 11.0.0.4920 or higher. For more details about version checking, see [MS-OXCRPC] section 3.1.9.3.

TransferStatus (2 bytes): A 16-bit enumeration. The possible values for this enumeration are defined in section [2.2.3.1.1.5.1](#).

InProgressCount (2 bytes): An unsigned 16-bit integer. The number of steps that have already been completed in the current operation. Only usable for progress information display.

TotalStepCount (2 bytes): An unsigned 16-bit integer <10> that contains the approximate total number of steps to be completed in the current operation. Only usable for progress information display.

Reserved (1 byte): MUST be set to "0x00" when sending and ignored on receipt.

TransferBufferSize (2 bytes): An unsigned 16-bit integer. This value specifies the size of the **TransferBuffer** field.

TransferBuffer (variable, optional): An array of bytes that contains the next portion of a FastTransfer stream. The syntax of the FastTransfer stream is specified in section [2.2.4](#). MUST be present IFF the error code is not ServerBusy.

BackoffTime (4 bytes, optional): An unsigned 32-bit integer that contains the time, in milliseconds, that a client MUST wait before retrying the ROP. MUST be present IFF the error code is ServerBusy.

Remarks:

To obtain all data output by an operation, this ROP MUST be sent iteratively, because the amount of data that can be passed in one RPC is limited by its maximum size. A client MUST stop sending this ROP on a download context as soon as it receives **TransferStatus Done** or **Error**.

[RopFastTransferSourceGetBuffer](#) supports packed buffers, as specified in [\[MS-OXCRPC\]](#) section 3.1.7.2.

If **BufferSize** is set to a sentinel value of "0xBABE", the server MUST limit the amount of data returned in **TransferBuffer** to the residual size of the output buffer minus result structure overhead, or limit the amount of data returned in **TransferBuffer** to **MaximumBufferSize**, whichever is smaller.

The value of **BufferSize**, if it is set to a value other than sentinel value of "0xBABE", has the following semantics:

- The server MUST fail the command before processing by doing the following:
 - Failing the entire RPC with **ReturnValue** **ecBufferTooSmall** if it will not be able to fit the resulting **BufferSize** bytes in **TransferBuffer** into the biggest possible output RPC buffer allowed by the protocol.
 - Returning [RopBufferTooSmall](#) if it will not be able to fit the resulting **BufferSize** bytes in **TransferBuffer** into the residual output RPC buffer.
- The server MUST output at most **BufferSize** bytes in **TransferBuffer** even if more data is available.
- The server returns less than or equal to the **BufferSize** bytes in **TransferBuffer**.

2.2.3.1.1.5.1 TransferStatus

Represents the status of the download operation after producing data for the **TransferBuffer** field.

Value	Bit	Description
Error	0x0000	The download stopped because a non-recoverable error has occurred when producing a FastTransfer stream. The ReturnValue field of the ROP output buffer contains a code for that error.
Partial	0x0001	The FastTransfer stream was split, and more data is available. TransferBuffer contains incomplete data. See section 2.2.4.1 for restrictions on where to split FastTransfer streams. <11>
Done	0x0003	This was the last portion of the FastTransfer stream.

2.2.3.1.1.6 RopTellVersion

[RopTellVersion](#) is used to provide the version of one server to another server that is participating in the server-to-client-to-server upload (as specified in section [3.3.4.1.2.1](#)).

For more details about [RopTellVersion](#), see [\[MS-OXCROPS\]](#) section 2.2.12.8.

Request:

Version (6 bytes): An array of three unsigned 16-bit integers. This array contains the version information for another server that is participating in the server-to-client-to-server upload. The format of this structure is the same as that specified in [\[MS-OXCRPC\]](#) section 3.1.9.

Response:

ReturnValue (4 bytes): An unsigned 32-bit integer. This value represents the ROP execution status.

2.2.3.1.2 Upload

The following steps MUST be taken by a client to upload copies of messaging objects to the server in FastTransfer mode:

1. Obtain a handle to a messaging object, for which appending or replacing properties and/or subobjects is requested.
2. Send [RopFastTransferDestinationConfigure](#) to create a FastTransfer upload context on the server and define the parameters of the operation.
3. Optionally, send [RopTellVersion](#) if performing a server-to-client-to-server upload (as specified in section [3.3.4.1.2.1](#)).
4. Iteratively send the [RopFastTransferDestinationPutBuffer](#) on the FastTransfer context to upload the FastTransfer stream with the serialized messaging objects.
5. Send [RopRelease](#) to release the messaging object and the FastTransfer context obtained in steps 1 and 2.

In step 4, if a client simply re-sends the stream that it is getting through the FastTransfer download, it can consider using an optimized server-to-client-to-server upload process, as specified in section [3.3.4.1.2.1](#).

2.2.3.1.2.1 RopFastTransferDestinationConfigure

[RopFastTransferDestinationConfigure](#) initializes a FastTransfer operation for uploading content encoded in a client-provided FastTransfer stream into a mailbox.

The object output in the **OutputServerObject** field MUST be released using [RopRelease](#) as soon as the client no longer needs it.

For more details about [RopFastTransferDestinationConfigure](#), see [\[MS-OXCROPS\]](#) section 2.2.12.1.

Request:

InputServerObject: MUST be either an Attachment, Message, or Folder Object.

SourceOperation (1 byte): An 8-bit enumeration. The possible values for this enumeration are specified in section [2.2.3.1.2.1.1](#).

CopyFlags (1 byte): 8-bit flag structure. The possible values for this structure are specified in section [2.2.3.1.2.1.2](#).

Response:

ReturnValue (4 bytes): An unsigned 32-bit integer. This value represents the ROP execution status.

OutputServerObject: MUST be the FastTransfer upload context. MUST be present IFF **ReturnValue** equals **Success** (0x00000000).

Remarks:

Any changes to an object identified by **InputServerObject** are not persisted until [RopSaveChangesMessage](#) is called.

2.2.3.1.2.1.1 SourceOperation

This enumeration is used to specify the type of data in a FastTransfer stream that would be uploaded by using [RopFastTransferDestinationPutBuffer](#) on the FastTransfer upload context that is returned in the **OutputServerObject** field.

SourceOperation enumeration value	Root element in FastTransfer stream	Conditions
CopyTo CopyProperties	folderContent	InputServerObject is a Folder object.
	messageContent	InputServerObject is a Message object.
	attachmentContent	InputServerObject is an Attachment object.
CopyMessages	messageList	Always.
CopyFolder	topFolder	Always.

If a FastTransfer stream to be uploaded is produced by a FastTransfer download operation, the client MUST pass a value that corresponds to a RopFastTransferSourceCopy* ROP that was used to configure the download operation.

SourceOperation enumeration value	Ordinal value	Corresponding ROP of the FastTransfer download
CopyTo	0x01	RopFastTransferSourceCopyTo
CopyProperties	0x02	RopFastTransferSourceCopyProperties
CopyMessages	0x03	RopFastTransferSourceCopyMessages
CopyFolder	0x04	RopFastTransferSourceCopyFolder

Servers MUST stop execution of the ROP if an unknown **SourceOperation** value is passed.

2.2.3.1.2.1.2 CopyFlags

Defines parameters of the FastTransfer upload operation.

Servers SHOULD fail the command if unknown flag bits are set.

Name	Value	Description
Move	0x01	MUST NOT be passed if InputServerObject is not a folder or a message. If this flag is set, the client identifies the FastTransfer operation being configured as a logical part of a larger object move operation. If this flag is not set, the client is not identifying the FastTransfer operation being configured as a logical part of a larger object move operation.

2.2.3.1.2.2 RopFastTransferDestinationPutBuffer

[RopFastTransferDestinationPutBuffer](#) uploads the next portion of an input FastTransfer stream for a previously configured FastTransfer upload operation.

For more details about [RopFastTransferDestinationPutBuffer](#), see [\[MS-OXCROPS\]](#) section 2.2.12.2.

Request:

InputServerObject: MUST be a FastTransfer upload context.

TransferDataSize (2 bytes): An unsigned 16-bit integer. This value specifies the size of the **TransferData** field. MUST NOT be zero (0x0000).

TransferData (variable): An array of bytes. This array contains the data to be uploaded to the destination **FastTransfer** object and contains the next portion of a FastTransfer stream. The syntax of the FastTransfer stream is specified in section [2.2.4](#).

Response:

ReturnValue (4 bytes): An unsigned 32-bit integer. This value represents the ROP execution status.

TransferStatus (2 bytes): A 16-bit enumeration. Clients MUST ignore the value of this field.

InProgressCount (2 bytes): An unsigned 16-bit integer that specifies the number of steps that have been completed in the current operation. The server SHOULD set this field to 0x0000. This field is only usable for progress information display.

TotalStepCount (2 bytes): An unsigned 16-bit integer that contains the approximate total number of steps to be completed in the current operation. The server SHOULD set this field to 0x0000. This field is only usable for progress information display.

Reserved (1 byte): MUST be set to "0x00" when sending and ignored on receipt.

BufferUsedSize (2 bytes): An unsigned 16-bit integer. This value is the buffer size that was used. Can be less than **TransferDataSize** IFF a ROP failed and **ReturnValue** is not equal to **Success** (0x00000000).

2.2.3.2 Incremental Change Synchronization

The following figure shows the steps involved in ICS.

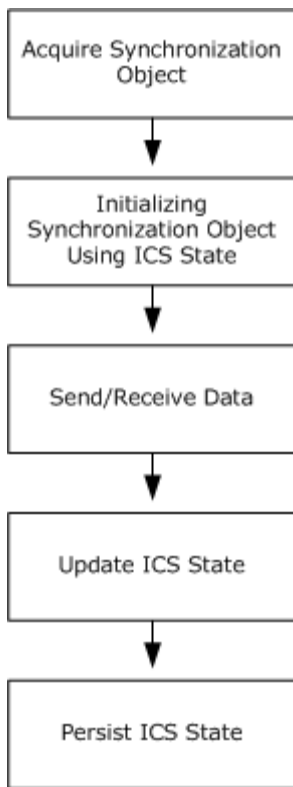


Figure 1: Steps in Incremental Change Synchronization

For a client-centric explanation of how to use this protocol to maintain the local replica of a mailbox, see [\[MS-OXCSYNC\]](#).

2.2.3.2.1 Download

The following steps MUST be taken by a client when downloading mailbox differences from a server:

1. Obtain a handle to a Folder object, for which synchronization is to be requested. For details about obtaining a folder handle, see [\[MS-OXCFOLD\]](#).
2. Send the [RopSynchronizationConfigure](#) request to create a synchronization download context on the server and define the parameters and the scope of the operation.
3. Send the [RopSynchronizationUploadStateStreamBegin/-Continue/-End](#) requests to upload the initial ICS state information to the synchronization context.
4. Iteratively send the [RopFastTransferSourceGetBuffer](#) request on the synchronization download context to retrieve the FastTransfer stream of the mailbox differences and the final ICS state.
5. Persist the ICS state.
6. Send the [RopRelease](#) request to release the Folder object and the synchronization download context obtained in steps 1 and 2.

2.2.3.2.1.1 RopSynchronizationConfigure

[RopSynchronizationConfigure](#) is used to define the scope and parameters of the synchronization download operation. The client MUST upload the last remaining piece of configuration data, the initial ICS state, before it can request a FastTransfer stream that contains differences from the server.

Synchronization scope determines the boundaries of a synchronization operation, and is defined by the following:

- The type of objects considered for synchronization (folders for hierarchy synchronization and messages for contents synchronizations).
- A folder that contains these objects as children (contents) or descendants (hierarchy).
- A restriction on messages within that folder (contents).

See section [3.3.1.2](#) for more details.

The object output in **OutputServerObject** field MUST be released using [RopRelease](#) as soon as the client no longer needs it.

For more details about [RopSynchronizationConfigure](#), see [\[MS-OXCROPS\]](#) section 2.2.13.1.

Request:

InputServerObject: MUST be a Folder object that contributes to the synchronization scope.

SynchronizationType (1 byte): An 8-bit enumeration that defines the type of synchronization requested: contents or hierarchy. This field contributes to the synchronization scope. For the possible values for this enumeration, see section [2.2.3.2.1.1.1](#).

SendOptions (1 byte): An 8-bit enumeration that identifies options for sending the data. For the possible values for this enumeration, see section [2.2.3.1.1.1.2](#).

SynchronizationFlag (2 bytes): A 16-bit flag structure that defines the parameters of the synchronization operation. For the possible values of this structure, see section [2.2.3.2.1.1.2](#).

RestrictionDataSize (2 bytes): An unsigned 16-bit integer that specifies the length of the **RestrictionData** field. MUST be set to "0x0000" if **SynchronizationType** is set to **Hierarchy** ("0x02").

RestrictionData (variable): The variable-length restriction structure, which is used to select the data to be synchronized. This value contributes to the synchronization scope. This field is used in contents synchronization only. The value MUST be set to "0" if **SynchronizationType** is set to **Hierarchy** ("0x02"). For more details about restrictions, see [\[MS-OXCADATA\]](#).

SynchronizationExtraFlag (4 bytes): A 32-bit flag structure. For the possible values of this structure, see section [2.2.3.2.1.1.3](#).

PropertyTagCount (2 bytes): An unsigned 16-bit integer that specifies the number of PropertyTag structures in PropertyTags. **PropertyTagCount** is set to zero (0x0000) if **PropertyTags** is an empty array.

PropertyTags (variable): An array of **PropertyTag** structures (as specified in section [2.2.3.2.1.1.4](#)).

Response:

ReturnValue (4 bytes): An unsigned 32-bit integer. This value represents the status of the ROP execution.

OutputServerObject: This value MUST be the synchronization download context. This value MUST be present IFF **ReturnValue** is **Success** (0x00000000).

2.2.3.2.1.1.1 SynchronizationType

Name	Value	Description
Contents	0x01	Indicates a contents synchronization.
Hierarchy	0x02	Indicates a hierarchy synchronization.

Servers MUST fail the ROP if an unknown **SynchronizationType** value is passed.

2.2.3.2.1.1.2 SynchronizationFlag

Name	Value	Description
Unicode	0x0001	If this flag is set, the client supports Unicode and the server MUST output values of string properties as they are stored, whether in Unicode or non-Unicode format. If this flag is not set, the client does not support Unicode and the server MUST output values of string properties in the code page set on connection. This flag MUST match the value of the Unicode flag from SendOptions field.
NoDeletions	0x0002	If this flag is set, the server MUST NOT download information about item deletions and the server MUST behave as if IgnoreNoLongerInScope was set. If this flag is not set, the server MUST download information about item deletions. The client MAY implement this flag. <12>
IgnoreNoLongerInScope	0x0004	MUST NOT be passed for anything but a contents synchronization download. If this flag is set, the server MUST NOT download information about messages that went out of scope as deletions. If this flag is not set, the server MUST download information about messages that went out of scope as deletions. The client MAY implement this flag. <13>
ReadState	0x0008	MUST NOT be passed for anything but a contents synchronization download. If this flag is set, the server MUST also download information about changes to the read state of messages. If this flag is not set, the server MUST NOT download information about changes to the read state of messages.
FAI	0x0010	MUST NOT be passed for anything but a contents synchronization download. If this flag is set, the server MUST download information about changes to FAI messages. If this flag is not set, the server MUST NOT download information

Name	Value	Description
		about changes to FAI messages.
Normal	0x0020	MUST NOT be passed for anything but a contents synchronization download. If this flag is set, the server MUST download information about changes to normal messages. If this flag is not set, the server MUST NOT download information about changes to normal messages.
OnlySpecifiedProperties	0x0080	MUST NOT be passed for anything but a contents synchronization download. If this flag is set, the server SHOULD limit properties and subobjects output for top-level messages to the properties listed in PropertyTags. If this flag is not set, the server SHOULD exclude properties and subobjects output for folders and top-level messages, if they are listed in PropertyTags.
NoForeignIdentifiers	0x0100	If this flag is set, the server MUST ignore any persisted values for the PidTagSourceKey and PidTagParentSourceKey properties when producing output for folder and message changes. If this flag is not set, the server MUST NOT ignore any persisted values for the PidTagSourceKey and PidTagParentSourceKey properties when producing output for folder and message changes. Clients SHOULD set this flag. For more details about possible issues if this flag is not set, see section 3.3.1.1.3 .
Reserved	0x1000	MUST be set to "0" when sending. Servers MUST fail the ROP request if this flag is set. The client MAY implement this flag. <14>
BestBody	0x2000	MUST NOT be passed for anything but a contents synchronization download. If this flag is set, a server SHOULD <15> output message bodies in their original format. If this flag is not set, a server MUST output message bodies in the compressed RTF format.
IgnoreSpecifiedOnFAI	0x4000	MUST NOT be passed for anything but a contents synchronization download. If this flag is set, all properties and subobjects of FAI messages MUST be output. If this flag is not set, the server ignores properties and subobjects of FAI messages.
Progress	0x8000	MUST NOT be passed for anything but contents synchronization download. If this flag is set, the server SHOULD inject progress information into the output FastTransfer stream. If this flag is not set, the server MUST not inject progress information into the output FastTransfer stream. This flag is in addition to the means of progress reporting

Name	Value	Description
		available through the RopFastTransferSourceGetBuffer results.

Servers SHOULD [fail the ROP](#) if unknown flag bits are set.

2.2.3.2.1.1.3 SynchronizationExtraFlag

Name	Value	Description
Eid	0x00000001	A server MUST include PidTagFolderId (for hierarchy synchronization) or PidTagMid (for contents synchronization) into a folder change or message change header IFF this flag is set.
MessageSize	0x00000002	MUST NOT be passed for anything but a contents synchronization download. A server MUST include the PidTagMessageSize property into a message change header IFF this flag is set.
CN	0x00000004	A server MUST include the PidTagChangeNumber property into a message change header IFF this flag is set.
OrderByDeliveryTime	0x00000008	MUST NOT be passed for anything but a contents synchronization download. If this flag is set, the server MUST sort messages by the value of their PidTagMessageDeliveryTime property ([MS-OXOMSG] section 2.2.3.9), or by PidTagLastModificationTime ([MS-OXCMSG] section 2.2.2.2) if the former is missing, when generating a sequence of messageChange elements for the FastTransfer stream, as specified in section 2.2.4.2 . If this flag is not set, there is no requirement on the server to return items in a specific order.

Servers MUST ignore any unknown flag bits.

2.2.3.2.1.1.4 PropertyTags

Specifies properties and subobjects (as specified in section [2.2.1.6](#)) to exclude or include.

This field has different semantics, depending on the value of the **SynchronizationFlag** **OnlySpecifiedProperties**, as follows:

- If the **OnlySpecifiedProperties** flag is not set, the server SHOULD exclude properties and subobjects from output for folders and top-level messages, if the property is listed in the **PropertyTags** field.
- If the **OnlySpecifiedProperties** flag is set, the server SHOULD limit properties and subobjects output for top-level messages to properties listed in the **PropertyTags** field.

In addition to regular property tags, this field can contain property tags for the properties that denote message subobjects (as specified in section [2.2.1.6](#)). Inclusion of these properties in the **PropertyTags** field means that the server SHOULD include or exclude these special parts from output for top-level messages.

2.2.3.2.2 Uploading State

After the synchronization context is acquired for an ICS download, the client MUST supply the initial ICS state (as specified in section [2.2.1.1](#)) before executing any other ROPs on the synchronization context. For an ICS upload, the client SHOULD supply the initial ICS state; however, if no initial ICS state is provided, the server starts with an empty state. The following table summarizes the requirements for the ICS state properties being uploaded to different synchronization contexts.

ICS state property	Hierarchy download	Contents download	Hierarchy upload	Contents upload
PidTagIdsetGiven	MUST	MUST	Not applicable.	Not applicable.
PidTagCnsetSeen	MUST	MUST	SHOULD	SHOULD
PidTagCnsetSeenFAI	Not applicable.	MUST	Not applicable.	SHOULD
PidTagCnsetRead	Not applicable.	MUST	Not applicable.	SHOULD

Uploading the ICS state is done sequentially, property by property. The order in which properties are uploaded does not matter. The upload of each property MUST be initiated by sending the [RopSynchronizationUploadStateStreamBegin](#) request, followed by one or more [RopSynchronizationUploadStateStreamContinue](#) requests. The upload is finished with the [RopSynchronizationUploadStateStreamEnd](#) ROP.

2.2.3.2.2.1 RopSynchronizationUploadStateStreamBegin

Initiates the upload of an ICS state property into the synchronization context. No other property upload MUST be in progress for this synchronization context, and a property that is being specified in this ROP SHOULD NOT have been already uploaded into this synchronization context. This ROP MUST be followed by [RopSynchronizationUploadStateStreamContinue](#) or [RopSynchronizationUploadStateStreamEnd](#).

For more details about [RopSynchronizationUploadStateStreamBegin](#), see [\[MS-OXCROPS\]](#) section 2.2.13.9.

Request:

InputServerObject: MUST be a synchronization context.

StateProperty (4 bytes): A 32-bit PropertyTag structure. Valid input is restricted to the property tags of the ICS state properties specified in section [2.2.1.1](#): [PidTagIdsetGiven](#), [PidTagCnsetSeen](#), [PidTagCnsetSeenFAI](#), [PidTagCnsetRead](#).

TransferBufferSize (4 bytes): An unsigned 32-bit integer. This value specifies the size of the stream to be uploaded by [RopSynchronizationUploadStateStreamContinue](#).

Response:

ReturnValue (4 bytes): An unsigned 32-bit integer. This value represents the ROP execution status.

2.2.3.2.2.2 RopSynchronizationUploadStateStreamContinue

Continues to upload an ICS state property value into the synchronization context. This ROP MUST be followed by [RopSynchronizationUploadStateStreamContinue](#) or

[RopSynchronizationUploadStateStreamEnd](#). The upload MUST be initiated by sending the [RopSynchronizationUploadStateStreamBegin](#) ROP.

For more details about [RopSynchronizationUploadStateStreamContinue](#), see [MS-OXCROPS] section 2.2.13.10.

Request:

InputServerObject: MUST be a synchronization context.

StreamDataSize (4 bytes): An unsigned 32-bit integer. This value specifies the size of the **StreamData** field. MUST NOT be set to zero (0x00000000).

StreamData (variable): This array contains the state stream data to be uploaded.

Response:

ReturnValue (4 bytes): An unsigned 32-bit integer. This value represents the ROP execution status.

Remarks:

Clients SHOULD skip this ROP if the size of the remaining data specified in **StreamDataSize** field is 0.

2.2.3.2.2.3 RopSynchronizationUploadStateStreamEnd

Concludes the upload of an ICS state property value into the synchronization context. The upload MUST be initiated by sending a [RopSynchronizationUploadStateStreamBegin](#) request followed by zero or more iterations of [RopSynchronizationUploadStateStreamContinue](#).

Servers concatenate **StreamData** from all received [RopSynchronizationUploadStateStreamContinue](#) requests for a given ICS state property.

For more details about [RopSynchronizationUploadStateStreamEnd](#), see [MS-OXCROPS] section 2.2.13.11.

Request:

InputServerObject: MUST be a synchronization context.

Response:

ReturnValue (4 bytes): An unsigned 32-bit integer. This value represents the ROP execution status.

2.2.3.2.3 Downloading State

The client downloads the server ICS state using the [RopSynchronizationGetTransferState](#) ROP. For more details about the ICS state properties, see section [2.2.1.1](#). For more details about sending and receiving the [RopSynchronizationGetTransferState](#) ROP, see sections [3.3.4.2.1.1](#) and [3.2.4.5.1.1](#) respectively.

2.2.3.2.3.1 RopSynchronizationGetTransferState

Creates a FastTransfer download context for a snapshot of the checkpoint ICS state of the operation identified by the given synchronization context. This ROP will return the initial ICS state until the

end of the fast transfer stream has been downloaded from the download context. After the download is complete, this ROP will return the final ICS state. <17>

The object output in **OutputServerObject** MUST be released by using [RopRelease](#) as soon as the client no longer needs it.

For more details about [RopSynchronizationGetTransferState](#), see [\[MS-OXCROPS\]](#) section 2.2.13.8.

Request:

InputServerObject: MUST be a synchronization context, either download or upload.

Response:

ReturnValue (4 bytes): An unsigned 32-bit integer. This value represents the ROP execution status.

OutputServerObject: MUST be the synchronization download context for the ICS state. MUST be present IFF **ReturnValue** equals **Success** (0x00000000).

2.2.3.2.4 Upload

The following steps MUST be taken by a client when uploading mailbox differences to a server:

1. Obtain a handle to the Folder object (as specified in [\[MS-OXCFOLD\]](#)) that will be synchronized.
2. Send a [RopSynchronizationOpenCollector](#) request to create a synchronization upload context on the server and to define parameters and the scope of an operation.
3. [Optional] Send the **RopSynchronizationUploadStateStreamBegin/-Continue/-End** request to upload the initial ICS state information to the synchronization context.
4. Upload changes, moves, and deletes of individual objects within the synchronized Folder object through **RopSynchronizationImport*** ROPs, while passing the synchronization upload context obtained in step 2.
5. [Optional] Obtain the final ICS state by doing the following:
 - (a) Acquire a separate FastTransfer download context for a checkpoint ICS state by using [RopSynchronizationGetTransferState](#) and passing the synchronization upload context obtained in step 2 in the request buffer.
 - (b) Perform FastTransfer download step 4 (as specified in section [2.2.3.1.1](#)) on the FastTransfer download context acquired in step (a).
 - (c) Release the FastTransfer download context obtained in step (a).
6. Persist the ICS state.
7. Send the [RopRelease](#) request to release the Folder object and the synchronization upload context obtained in steps 1 and 2.

The client can elect not to upload/download the ICS states in steps 3 and 5. See section [3.3.4.2.2](#) for details on how that would affect responsibilities of the roles.

When uploading hierarchy differences, the client sends the following ROP requests:

- [RopSynchronizationImportHierarchyChange](#)
- [RopSynchronizationImportDeletes](#)

When uploading content differences, the client can send any combination of the following ROP requests:

- [RopSynchronizationImportMessageChange](#). Imports new messages or changes to existing messages.
- [RopSynchronizationImportMessageMove](#). Communicates the movement of messages between folders within the same mailbox.
- [RopSynchronizationImportDeletes](#). Imports deletions of messages.
- [RopSynchronizationImportReadStateChanges](#). Imports changes to the read state of messages.

These ROPs do not have to be sent in any specific order and can be mixed together. For example, all the deletions do not have to be uploaded before all the message moves, and all the message changes do not have to be uploaded before all the deletions. See [\[MS-OXCSYNC\]](#) section 3.1.5.2 for best practices for ordering different types of upload and download operations.

[RopSynchronizationImportMessageChange](#) returns the handle of a Message object, which the client MUST populate with the contents of the message. The client populates the message object by sending [ROPSetProperties](#), [ROPCreateAttachment](#), and so on, followed by [ROPSaveChangesMessage](#). For details about additional ROPs, see [\[MS-OXCROPS\]](#) and [\[MS-OXCMSG\]](#).

The following table lists the common return values from the **RopSynchronizationImport*** ROPs that clients SHOULD have special processing for.

Value	Description
Success	No error occurred, or a conflict has been resolved.
NoParentFolder	The parent folder never existed.
ObjectDeleted	An object or its parent folder has already been deleted.
IgnoreFailure	The change was ignored, as it has been superseded by another change.

For the complete list of error codes, see [\[MS-OXCDATA\]](#) section 2.4.

2.2.3.2.4.1 RopSynchronizationOpenCollector

[RopSynchronizationOpenCollector](#) configures the synchronization upload operation, and returns a handle to a synchronization upload context.

A client SHOULD upload the initial ICS state (as specified in section [2.2.3.2.2](#)) into the returned synchronization context prior to using any RopSynchronizationImport* ROPs. The client can elect not to upload the initial ICS state. See section [3.3.4.2.2](#) for details about how that would affect responsibilities of the roles.

The object output in the **OutputServerObject** field MUST be released by using [RopRelease](#) as soon as the client no longer needs it.

For more details about [RopSynchronizationOpenCollector](#), see [\[MS-OXCROPS\]](#) section 2.2.13.7.

Request:

InputServerObject: MUST be a Folder object that contributed to the synchronization scope that corresponds to the initial ICS state to be uploaded (as specified in section [3.3.1.2](#)).

IsContentsCollector (1 byte): An 8-bit PtypBoolean value. 0x01 (nonzero) if synchronization upload is requested for contents of folders, and 0x00 if it is requested for their hierarchy.

Response:

ReturnValue (4 bytes): An unsigned 32-bit integer. This value represents the ROP execution status.

OutputServerObject: MUST be the synchronization upload context. MUST be present IFF **ReturnValue** equals **Success** (0x00000000).

2.2.3.2.4.2 RopSynchronizationImportMessageChange

[RopSynchronizationImportMessageChange](#) is used to import new messages or changes to existing messages into the server replica. When there are changes to existing messages, the entire changed message MUST be uploaded.

The object output in the OutputServerObject field MUST be released by using [RopRelease](#) as soon as the client no longer needs it.

For more details about [RopSynchronizationImportMessageChange](#), see [\[MS-OXCROPS\]](#) section 2.2.13.2.

Request:

InputServerObject: MUST be the synchronization upload context configured for the collection of changes to content.

ImportFlag (1 byte): An 8-bit flag structure. For details about the possible values for this structure, see section [2.2.3.2.4.2.1](#).

PropertyValueCount (2 bytes): An unsigned 16-bit integer. This value specifies the number of structures in the PropertyValues field. MUST NOT be zero (0x0000).

PropertyValues (variable): An array of PropertyValue structures. These values are used to specify extra properties on the message, properties that cannot be set using [RopSetProperties](#). The following table lists the restrictions that exist for properties passed in this field.

Name	Restrictions	Comments
PidTagSourceKey	Required Fixed position	GID of the message being uploaded in the local replica.
PidTagLastModificationTime	Required Fixed position	None.
PidTagChangeKey	Required Fixed position	XID of a change of a message being uploaded in a local replica. See section 3.1.1.1 for information about how clients can generate this value.

Name	Restrictions	Comments
PidTagPredecessorChangeList	Required Fixed position	None.
< other properties >	Prohibited	None.

Response:

ReturnValue (4 bytes): An unsigned 32-bit integer. This value represents the ROP execution status. For details about the common return values for RopSynchronizationImport* ROPs that require special processing, see section [2.2.3.2.4](#). The following table contains additional return values.

Name	Description
SyncConflict	A conflict has occurred and conflict resolution failed. No data was imported.

OutputServerObject: MUST be the Message object into which the client will upload the rest of the message changes. MUST be present IFF ReturnValue equals Success.

MessageId (8 bytes): A 64-bit identifier that specifies the MID of the message that was imported. MUST be set to "0x0000000000000000". MUST be present IFF **ReturnValue** equals **Success** 0x00000000.

Remarks:

The server is responsible for conflict detection and resolution, as specified in section [3.1.4.1](#).

The server MUST detect conflicts. Conflict resolution is controlled by the value of [PidTagResolveMethod](#) set on the containing folder. If a conflict was detected, a ROP can succeed and return a handle to a Message object in the response buffer. The server becomes responsible for performing conflict resolution on [RopSaveChangesMessage](#), as specified in section [3.1.4.1.2](#).

2.2.3.2.4.2.1 ImportFlag

Name	Value	Description
Associated	0x10	If this flag is set, the message being imported is an FAI message. If this flag is not set, the message being imported is a normal message.
FailOnConflict <18>	0x40	If this flag is set, the server MUST NOT accept conflicting versions of messages. If this flag is not set, the server MUST accept conflicting versions of messages.

Servers SHOULD fail the ROP if unknown flag bits are set.

2.2.3.2.4.3 RopSynchronizationImportHierarchyChange

[RopSynchronizationImportHierarchyChange](#) is used to import new folders, or changes to existing folders, into the server replica.

For more details about [RopSynchronizationImportHierarchyChange](#), see [\[MS-OXCROPS\]](#) section 2.2.13.4.

Request:

InputServerObject: MUST be the synchronization upload context configured to collect changes to the hierarchy.

HierarchyValueCount (2 bytes): An unsigned 16-bit integer. This value specifies the number of structures in the HierarchyValues field. MUST NOT be zero (0x0000).

HierarchyValues (variable): An array of PropertyValue structures. These values are used to specify folder hierarchy properties, which determine the location of the folder within the hierarchy. The following table lists the restrictions that exist on the HierarchyValue field.

Name	Restrictions	Comments
PidTagParentSourceKey	Required Fixed position	Can be zero-length to identify a folder for which a synchronization upload context was opened.
PidTagSourceKey	Required Fixed position	GID of the folder being uploaded in the local replica.
PidTagLastModificationTime	Required Fixed position	None.
PidTagChangeKey	Required Fixed position	XID of a change being uploaded in a local replica. See section 3.1.1.1 for information about how clients can generate its value.
PidTagPredecessorChangeList	Required Fixed position	None.
PidTagDisplayName	Required Fixed position	Value MUST be a non-empty string.
< other properties >	Prohibited	None.

PropertyValueCount (2 bytes): An unsigned 16-bit integer. This value specifies the number of structures in the PropertyValues field. MUST NOT be zero (0x0000).

PropertyValues (variable): An array of PropertyValue structures. These values are used to specify folder properties.

Response:

ReturnValue (4 bytes): An unsigned 32-bit integer. This value represents the ROP execution status. For common return values of RopSynchronizationImport* ROPs that require special processing, see section [2.2.3.2.4](#).

FolderId (8 bytes): A 64-bit identifier. The FID of the folder that was imported. MUST be set to "0x0000000000000000". MUST be present IFF **ReturnValue** equals **Success** (0x00000000).

Remarks:

Changes to parent folders MUST be made before changes to child folders. For example, you cannot send [RopSynchronizationImportHierarchyChange](#) with a subfolder change before informing the server of the existence of the parent folder.

To move a folder to a different subfolder within the same private mailbox, the client MUST pass the [PidTagSourceKey](#) value of a destination parent folder in the [PidTagParentSourceKey](#) value in the [HierarchyValues](#) field while passing the [PidTagSourceKey](#) value of the folder being moved in the [PidTagSourceKey](#) property. Moving folders within a public mailbox is not supported.

The server is responsible for conflict detection and resolution, as specified in section [3.1.4.1](#).

If a conflict is detected, the server MUST resolve it as specified in section [3.1.4.1.2](#) and return Success. A server can report a conflict using a conflict notification message.

2.2.3.2.4.4 RopSynchronizationImportMessageMove

Imports information about moving a message between two existing folders within the same mailbox.

For more details about [RopSynchronizationImportMessageMove](#), see [\[MS-OXCROPS\]](#) section 2.2.13.6.

Request:

InputServerObject: MUST be the synchronization upload context configured for collecting changes to the contents of the message move destination folder.

SourceFolderIdSize (4 bytes): An unsigned 32-bit integer. This value specifies the size of the [SourceFolderId](#) field. MUST NOT be zero (0x00000000).

SourceFolderId (variable): An array of bytes. This value contains a serialized representation of the GID that represents a [PidTagSourceKey](#) value of the source folder. The source folder MUST be in the same mailbox as the destination folder specified in [InputServerObject](#).

SourceMessageIdSize (4 bytes): An unsigned 32-bit integer. This value specifies the size of the [SourceMessageId](#) field. MUST NOT be zero (0x00000000).

SourceMessageId (variable): An array of bytes. This value contains a serialized representation of the GID that represents a [PidTagSourceKey](#) of the message in the source folder, identified by [SourceFolderId](#) field.

PredecessorChangeListSize (4 bytes): An unsigned 32-bit integer. This value specifies the size of the [PredecessorChangeList](#) field. MUST NOT be zero (0x00000000).

PredecessorChangeList (variable): An array of bytes. This value contains a serialized representation of the [PidTagPredecessorChangeList](#) value in the local replica of the message being moved.

DestinationMessageIdSize (4 bytes): An unsigned 32-bit integer. This value specifies the size of the [DestinationMessageId](#) field. MUST NOT be zero (0x00000000).

DestinationMessageId (variable): An array of bytes. This value contains a serialized representation of the GID that represents a [PidTagSourceKey](#) of the message in the destination folder. See section [3.1.1.1](#) for details about why [DestinationMessageId](#) MUST be different from [SourceMessageId](#).

ChangeNumberSize (4 bytes): An unsigned 32-bit integer. This value specifies the size of the **ChangeNumber** field. MUST NOT be zero (0x00000000).

ChangeNumber (variable): An array of bytes. This value contains a serialized representation of the XID that represents a [PidTagChangeKey](#) of the message in the destination folder.

Response:

Return value (4 bytes): An unsigned 32-bit integer. This value represents the ROP execution status. For the common return values of the RopSynchronizationImport* ROPs that require special processing, see section [2.2.3.2.4](#). The following table contains additional return values.

Name	Description
NewerClientChange	The ROP succeeded, but the server replica had an older version of a message than the local replica. ChangeNumber and PredecessorChangeList were not applied to the destination message.

For the complete list of error codes, see [\[MS-OXCDATA\]](#) section 2.4.

MessageId (8 bytes): A 64-bit identifier. The MID of the moved message in a destination folder. MUST be set to "0x0000000000000000". MUST be present IFF **ReturnValue** equals **Success** (0x00000000).

Remarks:

Clients MUST only pass folders from private mailboxes in InputServerObject.

To move folders within a mailbox, use [RopSynchronizationImportHierarchyChange](#).

2.2.3.2.4.5 RopSynchronizationImportDeletes

[RopSynchronizationImportDeletes](#) imports deletions of messages or folders into the server replica.

For more details about [RopSynchronizationImportDeletes](#), see [\[MS-OXCROPS\]](#) section 2.2.13.5.

Request:

InputServerObject: MUST be the synchronization upload context. The type of synchronization upload context MUST correspond to the **IsHierarchy** field.

IsHierarchy (1 byte): An 8-bit PtypBoolean value. 0x01 if folder deletions are being imported; otherwise, 0x00 for message deletions.

PropertyValues (variable): An array of PropertyValue structures. MUST NOT be NULL. The value of this field is used to specify the folders or messages to delete. The following restrictions exist:

Name	Restrictions	Comments
[MVBinary] 0x00001102	Required Fixed position	An array of serialized GIDs that represent the objects to be deleted.
< other properties >	Prohibited	None.

Response:

ReturnValue (4 bytes): An unsigned 32-bit integer. This value represents the ROP execution status. For common return values for RopSynchronizationImport* ROPs that require special processing, see section [2.2.3.2.4](#).

2.2.3.2.4.6 RopSynchronizationImportReadStateChanges

Imports message read state changes into the server replica.

For more details about [RopSynchronizationImportReadStateChanges](#), see [\[MS-OXCROPS\]](#) section 2.2.13.3.

Request:

InputServerObject: MUST be the synchronization upload context configured to collect changes to content.

MessageReadStateSize (2 bytes): An unsigned 16-bit integer. This value specifies the size in bytes of the **MessageReadStates** field. MUST NOT be zero (0x0000).

MessageReadStates (variable): An array of **MessageReadState** structures ([\[MS-OXCROPS\]](#) section 2.2.13.3.1.1) one per each message that's changing its read state, which consist of the following:

- **MessageIdSize (2 bytes):** An unsigned 16-bit integer. This value specifies the size of the **MessageId** field. MUST NOT be zero (0x0000).
- **MessageId (variable):** An array of bytes. Contains the XID that represents a [PidTagSourceKey](#) for a message that is changing its read state.
- **MarkAsRead (1 byte):** An 8-bit **PtypBoolean**. This value specifies whether to mark the message as read (0x01) or unread (0x00).

Response:

ReturnValue (4 bytes): An unsigned 32-bit integer. This value represents the ROP execution status. For common return values for the RopSynchronizationImport* ROPs that require special processing, see section [2.2.3.2.4](#).

Remarks:

MIDs of FAI messages in MessageReadStates are ignored.

2.2.3.2.4.7 RopGetLocalReplicaIds

Allocates a range of internal identifiers for the purpose of assigning them to client-originated objects in a local replica. For more details about client-assigned internal identifiers, see section [3.3.1.1.1](#).

For more details about [RopGetLocalReplicaIds](#), see [\[MS-OXCROPS\]](#) section 2.2.13.13.

Request:

InputServerObject: MUST be a **Logon** object.

IdCount (4 bytes): An unsigned 32-bit integer. This value specifies the number of IDs to allocate.

Response:

ReturnValue (4 bytes): An unsigned 32-bit integer. This value represents the ROP execution status.

REPLGUID (16 bytes): A GUID that specifies the REPLGUID shared by all allocated IDs. MUST be present IFF **ReturnValue** equals Success (0x00000000).

GlobalCount (6 bytes): An array of bytes. This array specifies the value of the GLOBCNT field for the first allocated ID in the allocated set of [**GlobalCount**, **GlobalCount** + **IdCount** - 1]. MUST be present IFF **ReturnValue** equals Success (0x00000000).

Remarks:

The client can reconstruct all allocated GIDs by combining the returned REPLGUID with any GLOBCNT values from the [**GlobalCount**, **GlobalCount** + **IdCount** - 1] range.

The client SHOULD use the obtained IDs whenever creating new folders or new messages in any folder within its local replica. For more details about how clients can assign identifiers to objects created in a local replica, see section [3.3.1.1](#).

2.2.3.2.4.8 RopSetLocalReplicaMidsetDeleted

Identifies that a set of IDs either belongs to deleted messages in the specified folder or will never be used for any messages in the specified folder.

For more details about [RopSetLocalReplicaMidsetDeleted](#), see [\[MS-OXCROPS\]](#) section 2.2.13.12.

Request:

InputServerObject: MUST be a Folder object.

DataSize (2 bytes): An unsigned 16-bit integer. This value specifies the size of both the **LongTermIdRangeCount** and **LongTermIdRanges** fields. MUST NOT be zero (0x0000).

LongTermIdRangeCount (4 bytes): An unsigned 32-bit integer. This value specifies the number of structures in the **LongTermIdRanges** field. MUST NOT be zero (0x00000000).

LongTermIdRanges (variable): An array of **LongTermIdRange** structures. Each **LongTermIdRange** structure defines a range of IDs, which are reported as unused or deleted. Consists of the following:

- **MinLongTermId (24 bytes):** A LongTermID structure that defines the ID by using the minimum value of a GLOBCNT part that belongs to a range.
- **MaxLongTermId (24 bytes):** A LongTermID structure that defines the ID by using the maximum value of a GLOBCNT part that belongs to a range.

The REPLGUID parts of **MinLongTermId** and **MaxLongTermId** MUST be the same.

Response:

ReturnValue (4 bytes): An unsigned 32-bit integer. This value represents the ROP execution status.

Remarks:

All the IDs contained in **LongTermIdRanges** structures MUST have been obtained previously by using [RopGetLocalReplicaIds](#).

[RopSetLocalReplicaMidsetDeleted](#) does not deallocate IDs; it only reports that they cannot be used within a given folder. For guidance on the use of [RopSetLocalReplicaMidsetDeleted](#), see section [3.2.4.5.2.7](#) for details about its possible application on the server.

2.2.4 FastTransfer Stream

The information set encoded in a FastTransfer stream depends on the type and parameters of the operation that produces it (as specified in section [2.2.4.4](#)). Parsing (syntactic analysis) of the stream can be done without knowing what operation produced it.

At a high level, the FastTransfer stream contains serialized mailbox data and **markers**. Note that markers are not properties and can never have a value, although they are specified in [\[MS-OXPROPS\]](#) and have the same syntax as property tags. The complete list of markers can be found in section [2.2.4.1.4](#). The PidTag prefix is omitted to emphasize their difference from properties.

Section [2.2.4.1](#) and section [2.2.4.2](#) contain an **Augmented Backus-Naur Form (ABNF)** like description of the tokenized FastTransfer stream structure. The description uses the conventions established in [\[RFC5234\]](#), except for the following:

- Names enclosed in curly brackets indicate terminal tokens that are serializations of simple types (as specified in section [2.2.4.1.3](#)). They can be followed by *prose* definitions that add restrictions to disambiguate the lexical analysis.
- For display purposes, indented lines represent a continuation of the lines that precede them.

Despite of their name, FastTransfer streams are not represented as Stream objects, and they can only be manipulated by using [RopFastTransferSourceGetBuffer](#) for download operations and [RopFastTransferDestinationPutBuffer](#) for upload operations.

2.2.4.1 Lexical structure

Lexical structure of the FastTransfer stream is essential to let its producers and consumers agree on rules that govern splitting of the stream into sequential buffers retrieved by using [RopFastTransferSourceGetBuffer](#) or supplied through [RopFastTransferDestinationPutBuffer](#). It is also beneficial for an explanation of the protocol, as it separates matters of data serialization and deserialization (lexical analysis) from data and data organization (syntactical analysis), and from its mapping to mailbox concepts (semantics).

The lexical structure of a FastTransfer stream is as follows:

```
stream           = 1*element
element          = marker / propValue
marker           = PtypInteger32 <from the table in 2.2.4.1.4>
propValue        = fixedPropType propInfo fixedSizeValue
propValue        =/ varPropType propInfo length varSizeValue
propValue        =/ mvPropType
                  propInfo
                  length
                  *( fixedSizeValue / length varSizeValue )
propInfo         = taggedPropId / ( namedPropId namedPropInfo )
fixedSizeValue   = PtypInteger16 | PtypInteger32 | PtypFloating32
                  | PtypFloating64 | PtypCurrency | PtypFloatingTime
                  | PtypBoolean | PtypInteger64 | PtypTime
                  | PtypGuid
varSizeValue     = PtypString | PtypString8 | PtypServerId
                  | PtypBinary | PtypObject
```

```

namedPropInfo      = propertySet
                    ( (%x00 dispid)
                      / (%x01 name) )
propertySet        = PtypGuid
dispid             = PtypInteger32
name               = PtypString
groupTypedPropInfo = proptype
                    ( taggedPropId / ( namedPropId groupNamedPropInfo ) )
groupNamedPropInfo = PropertySet
                    ( (%x00000000 dispid)
                      / (%x01000000 name) )
namedPropId        = propertyId
                    <Greater or equal to 0x8000>
propertyId          = PtypInteger16
taggedPropId        = propertyId
                    <less than 0x8000>
length             = PtypInteger32 <MUST be greater than 0>
propType           = fixedPropType / varPropType / mvPropType
fixedPropType      = PtypInteger16 <see table below>
varPropType        = PtypInteger16 <see table below>
mvPropType         = PtypInteger16 <see table below>

```

The lexical structure of the FastTransfer adheres to the following guidelines:

- Camel-cased names are **non-terminal** syntactic elements ([\[RFC5234\]](#) section 2.3).
- Pascal-cased names with a **Ptyp** prefix are any value of that type serialized as specified in section [2.2.4.1.3](#).

A FastTransfer stream can be larger than a single buffer. The server **MUST** split the stream when it cannot fit into a single buffer. A stream **MUST** be split either between two atoms or at any point inside a **varSizeValue**. A stream **MUST NOT** be split within a single atom. The lexical structure of an atom is as follows:

```

atom               = marker
                    / propDef
                    / fixedSizeValue
                    / length
propDef            = ( propType propInfo )

```

2.2.4.1.1 fixedPropType, varPropType, mvPropType

Property types supported in FastTransfer streams are a subset of those defined in [\[MS-OXCDATA\]](#) section 2.11.1.

Property type	Description
fixedPropType	Property type value of any type that has a fixed length, as specified in [MS-OXCDATA] section 2.11.1.
varPropType	Property type value of either PtypString , PtypString8 or PtypBinary , PtypServerId , or PtypObject .
mvPropType	Property type value of any multi-valued property type (starts with PtypMultiple),

Property type	Description
	whose base type is either a valid fixedPropType or a valid varPropType .

2.2.4.1.2 propValue

Represents the identification and a value of a property or a **meta-property**.

The **fixedSizeValue** or **varSizeValue** lexemes contained in a **propValue** represent a value of the property and MUST be serializations of a **base property type** for a property type specified with contained **fixedPropType**, **varPropType**, or **mvPropType** values.

2.2.4.1.3 Serialization of Simple Types

Serialization of simple types in FastTransfer streams is identical to serialization of property values as specified [\[MS-OXCDATA\]](#), with the following exceptions:

Type	Difference in serialization
PtypBoolean	2-byte in FastTransfer streams, instead of 1-byte as specified in [MS-OXCDATA] . Using little-endian byte ordering, "01 00" for TRUE and "00 00" for FALSE.
PtypUnicode PtypString8	Serialization MUST be performed, as specified in [MS-OXCDATA] . The server MAY output string values without the terminating nulls. <19> FastTransfer stream readers MUST check that the last 1 (for PtypString8) or 2 (for PtypUnicode) bytes of a stream are indeed zeroes before truncating them.

Note that little-endian byte ordering MUST be used. The data type of simple type elements determine how bytes are serialized on the wire. For example, Int16 value "0x1234" is encoded as "34 12" on the wire.

2.2.4.1.4 Markers

The following table shows the complete list of markers used in FastTransfer streams. The PidTag prefix is omitted in this table and everywhere else in the document to emphasize their difference from properties. Each marker is specified with the PidTag prefix in [\[MS-OXPROPS\]](#) section 2.

Start/standalone marker name and its numeric value		Corresponding end marker , if applicable, and its numeric value	
Folders			
StartTopFld	0x40090003	EndFolder	0x400B0003
StartSubFld	0x400A0003		
Messages and their parts			
StartMessage	0x400C0003	EndMessage	0x400D0003
StartFAIMsg	0x40100003		
StartEmbed	0x40010003	EndEmbed	0x40020003
StartRecip	0x40030003	EndToRecip	0x40040003

Start/standalone marker name and its numeric value		Corresponding end marker , if applicable, and its numeric value	
NewAttach	0x40000003	EndAttach	0x400E0003
Synchronization download			
IncrSyncChg	0x40120003	None.	
IncrSyncChgPartial	0x407D0003	None.	
IncrSyncDel	0x40130003	None.	
IncrSyncEnd	0x40140003	None.	
IncrSyncRead	0x402F0003	None.	
IncrSyncStateBegin	0x403A0003	IncrSyncStateEnd	0x403B0003
IncrSyncProgressMode	0x4074000B	None.	
IncrSyncProgressPerMsg	0x4075000B	None.	
IncrSyncMsg	0x40150003	None.	
IncrSyncGroupInfo	0x407B0102	None.	
Special			
FXErrorInfo	0x40180003		

2.2.4.1.5 Meta-Properties

Meta-properties contain information about how to process data, instead of containing data to be processed. Use of meta-properties specified in this section is restricted to specific occasions in FastTransfer streams; therefore, values for these meta-properties are serialized according to FastTransfer stream rules (as specified in section [2.2.4.1.3](#)).

2.2.4.1.5.1 PidTagFXDelProp

A **PtypInteger32** value that represents a directive to a client to delete specific subobjects of the object in context. The type of subobjects to delete is determined by the value of the meta-property, which can be any of the property tags specified in section [2.2.1.6](#).

2.2.4.1.5.2 PidTagEcWarning

A **PtypInteger32** value that conveys a warning that occurred when producing output for an element in context.

The following error code requires special processing when passed as a value of the [PidTagEcWarning](#) meta-property:

Name	Description
PartiallyComplete	The client SHOULD NOT assume that properties and subobjects of an object represented by an element in context were output completely.

For the complete list of error codes, see [\[MS-OXCADATA\]](#) section 2.4.

2.2.4.1.5.3 PidTagNewFXFolder

A **PtypBinary** value that provides information about alternative replicas for a public folder in context. Represents a serialized **FolderReplicaInfo** structure.

2.2.4.1.5.4 PidTagIncrSyncGroupId

A **PtypInteger32** value that specifies an identifier of a property group mapping. Directs the client to use the specified property group mapping where applicable, until reset with another instance of the [PidTagIncrSyncGroupId](#) meta-property.

See section [3.1.1.2](#) for more details about property groups.

2.2.4.1.5.5 PidTagIncrementalSyncMessagePartial

A **PtypInteger32** value that specifies an index of a property group within a property group mapping currently in context. Directs a client to treat all forthcoming property values as a part of the specified group, where applicable, until reset with another instance of the [PidTagIncrementalSyncMessagePartial](#) meta-property.

See section [3.1.1.2](#) for more details about property groups.

2.2.4.2 Syntactical Structure

The syntactical structure of the FastTransfer adheres to the following guidelines:

- Camel-cased names are **non-terminal** syntactic elements ([\[RFC5234\]](#) section 2.3).
- Pascal-cased names without a **PidTag** prefix are markers. Markers are specified in [\[MS-OXPROPS\]](#) section 2 with their PidTag prefixes.
- Pascal-cased names with a **PidTag** prefix are **meta-properties** and are also specified in [\[MS-OXPROPS\]](#) section 2.

Note that markers never have a value, and meta-properties, just as regular properties, always have a value when serialized into a FastTransfer stream. Therefore, wherever a marker exists, it is serialized as 4 bytes. Meta-properties, on the other hand, are serialized the same as **propValue** elements.

The syntactical structure of a FastTransfer stream is as follows:

```
root                = contentsSync
                   / hierarchySync
                   / state
                   / folderContent
                   / messageContent
                   / attachmentContent
                   / messageList
                   / topFolder

propValue           = <see lexical structure in 2.2.4.1>
errorInfo           = FXErrorInfo propList
propList            = *propValue
```

```

subFolder          = StartSubFld folderContent EndFolder
topFolder          = StartTopFld folderContent EndFolder
folderContent      = propList [PidTagEcWarning]
                   ( PidTagNewFXFolder / folderMessages )
                   [ PidTagFXDelProp *subFolder ]
folderMessages     = *2( PidTagFXDelProp messageList )
message           = ( StartMessage / StartFAIMsg )
                   messageContent
                   EndMessage
messageChildren    = [ PidTagFXDelProp ] [ *recipient ]
                   [ PidTagFXDelProp ] [ *attachment ]
messageContent     = propList messageChildren
messageList        = 1*( [PidTagEcWarning] message )
recipient          = StartRecip propList EndToRecip

attachment         = NewAttach attachmentContent EndAttach
attachmentContent = propList [embeddedMessage]
embeddedMessage    = StartEmbed messageContent EndEmbed

contentsSync       = [progressTotal]
                   *( [progressPerMessage] messageChange )
                   [deletions]
                   [readStateChanges]
                   state
                   IncrSyncEnd
hierarchySync      = *folderChange
                   [deletions]
                   state
                   IncrSyncEnd
deletions          = IncrSyncDel propList
folderChange       = IncrSyncChg propList
groupInfo          = IncrSyncGroupInfo propList
messageChange      = messageChangeFull / messageChangePartial
messageChangeFull = IncrSyncChg messageChangeHeader
                   IncrSyncMsg propList
                   messageChildren
messageChangeHeader = propList
messageChangePartial = [groupInfo] [PidTagIncrSyncGroupId]
                   IncrSyncChgPartial messageChangeHeader
                   *( PidTagIncrementalSyncMessagePartial propList )
                   messageChildren
progressPerMessage = IncrSyncProgressPerMsg propList
progressTotal      = IncrSyncProgressMode propList
readStateChanges  = IncrSyncRead propList
state              = IncrSyncStateBegin propList IncrSyncStateEnd

```

2.2.4.3 Semantics of Elements

2.2.4.3.1 attachmentContent

The **attachmentContent** element contains the properties and the embedded message of an Attachment object, if present.

Property filters (as specified in section [3.2.4.6](#)) can affect the Attachment object properties in the contained propList.

The following table lists the restrictions that exist on the contained propList.

Name	Restrictions	Comments
PidTagAttachNumber	Required. Fixed position.	None.
< other properties >	No restrictions.	None.

2.2.4.3.2 contentsSync

The **contentsSync** element contains the result of the contents synchronization download operation.

See section [3.2.4.1](#) for details about how servers MUST determine the set of differences that need to be downloaded to clients.

2.2.4.3.3 deletions

The **deletions** element contains information about IDs of messaging objects that had been deleted, expired, or moved out of the synchronization scope since the last synchronization, as specified in the initial ICS state. See section [3.2.4.1](#) for details about how servers MUST determine the set of IDs to be reported by using this element.

Deletions SHOULD NOT be present if SynchronizationFlag NoDeletions was set when configuring the synchronization download operation.

The following restrictions exist on the contained propList :

- MUST contain at least one property.
- MUST adhere to the following restrictions:

Name	Restrictions	Comments
PidTagIdsetDeleted	No restrictions	None.
PidTagIdsetNoLongerInScope	Conditional	MUST NOT be present if SynchronizationType equals Hierarchy. MUST NOT be present if SynchronizationFlag IgnoreNoLongerInScope is set.
PidTagIdsetExpired	Conditional	MUST NOT be present if SynchronizationType equals Hierarchy.
< other properties >	Prohibited	None.

2.2.4.3.4 errorInfo

The **errorInfo** element provides for out-of-band error reporting and recovery. It is used to provide support for partial completion of the operations by scoping the failures down to the failing object, rather than the entire operation.

The **errorInfo** element can be inserted wherever a lexical structure (specified in section [2.2.4.1](#)) allows a marker or a **propValue**.

This element SHOULD be used IFF **SendOptions RecoverMode** is set. Note that by the time a server encounters an error that requires failing a download of a messaging object in context, it might have already output some part of the data pertaining to that object in the previous buffer.

Clients MUST support parsing of this element if the client set **RecoverMode** in **SendOptions**.

Whenever a server or a client produces or parses this element, it MUST unwind its producing or parsing stack up to, but not including, the closest element that supports recovery. The current version of the protocol defines two such elements: **contentsSync** and **messageList**. Upon receiving this element, clients can perform additional steps to remove a faulty object from future synchronizations, as specified in [\[MS-OXCSYNC\]](#) section 3.1.5.3.3.

The following table lists the restrictions that exist on the contained **propList**.

Name	Restrictions	Comments
[PtypBinary] 0x00000102	Required Fixed position	Serialized ExtendedErrorInfo structure. See section 2.2.2.8 for more details.
< other properties >	Prohibited	None.

2.2.4.3.5 folderChange

The **folderChange** element contains a new or changed folder in the hierarchy synchronization.

The contained propList contains the properties of the Folder object, possibly affected by property filters (as specified in section [3.2.4.6](#)) and combined with additional mandatory properties that are required for object identification and conflict detection.

The following table lists the restrictions that exist on the contained propList.

Name	Restrictions	Comments
PidTagParentSourceKey	Required	None.
PidTagSourceKey	Required	None.
PidTagLastModificationTime	Required	None.
PidTagChangeKey	Required	None.
PidTagPredecessorChangeList	Required	None.
PidTagDisplayName	Required	None.
PidTagFolderId	Conditional	MUST be present IFF SynchronizationExtraFlag Eid is set.
PidTagParentFolderId	Conditional	MUST be present if SynchronizationFlag NoForeignIdentifiers is set.
< other properties >	No restrictions	None.

2.2.4.3.6 folderContent

The **folderContent** element contains the content of a folder: its properties, messages, and subfolders.

The propList contains the properties of the Folder object, which are possibly affected by property filters (as specified in section [3.2.4.6](#)).

The following table lists the restrictions that exist on the contained propList.

Name	Restrictions	Comments
PidTagFolderId	Conditional Fixed position	MUST be present IFF the folder is not started with StartTopFld .
PidTagDisplayName	Required Fixed position	MUST be present IFF the folder is not started with StartTopFld .
PidTagComment	Required Fixed position	MUST be present IFF the folder is not started with StartTopFld .
< other properties >	No restrictions	None.

See section [3.2.4.6](#) for more details about the impact of property and subobject filters that are specified when configuring an operation on the content of this element.

The [PidTagEcWarning](#) meta-property MUST be output by the server if the client does not have the permissions necessary to open the folder, to read its contents, view its subfolder structure, or any additional permissions, as specified in section [3.2.4.4.1](#). The warning is necessary to make it possible for a client to tell this case from an empty folder.

The [PidTagNewFXFolder](#) meta-property MUST be output instead of message elements when outputting a public folder whose contents do not exist on the server because the content is ghosted. If there is a valid replica on the server and the content has not replicated to the server yet, the content is not included in the synchronization. The server SHOULD NOT include any data following the [PidTagNewFXFolder](#) meta-property in the buffer. Any data included after this property in the buffer is ignored by the client, which results in a parsing failure when the client attempts to parse the next buffer.

Under conditions specified in section [3.2.4.6](#), subFolder elements MUST be preceded by a [PidTagFXDelProp](#) meta-property for the [PidTagContainerHierarchy](#) property.

2.2.4.3.7 folderMessages

The **folderMessages** element contains the messages contained in a folder.

Under conditions specified in section [3.2.4.6](#), each of these groups MUST be preceded by a [PidTagFXDelProp](#) meta-property for the corresponding subobject, [PidTagFolderAssociatedContents](#) or [PidTagContainerContents](#) respectively.

2.2.4.3.8 groupInfo

The **groupInfo** element provides a definition for the property group mapping (as specified in section [3.1.1.2](#)). Property group mappings, after they are defined by using the **groupInfo** element, can be referenced with the [PidTagIncrSyncGroupId](#) meta-property further in the stream by its group ID.

The following table lists the restrictions that exist on the contained propList.

Name	Restrictions	Comments
[PtypBinary] 0x00000102	Required Fixed position	Serialized PropertyGroupInfo structure. See section 2.2.2.6 for more details.
< other properties >	<i>Prohibited</i>	None.

2.2.4.3.9 hierarchySync

The **hierarchySync** element contains the result of the hierarchy synchronization download operation.

See section [3.2.4.1](#) for details about how servers MUST determine the set of differences that need to be downloaded to clients.

The parent-child relationship is determined by comparing the [PidTagSourceKey](#) of a prospective parent folder and a [PidTagParentSourceKey](#) of a prospective child folder. The folderChange elements with zero-length [PidTagParentSourceKey](#) values are children of the root of the synchronization operation.

There MUST be exactly one folderChange element for each descendant folder of the root of the synchronization operation (that is the folder that was passed to [RopSynchronizationConfigure](#)) that is new or has been changed since the last synchronization. The folderChange elements for the parent folders MUST be output before any of their child folders.

2.2.4.3.10 message

The message element represents a Message object.

The type of the starting marker to use depends on whether the message is a normal message or an FAI message. Normal messages use the **StartMessage** marker; FAI messages use the **StartFAIMsg** marker.

2.2.4.3.11 messageChange

The **messageChange** element represents a change to a Message object.

A server MUST use **messageChangeFull**, instead of **messageChangePartial**, if any of the following are true:

- **SendOptions PartialItem** flag was not set.
- The MID of the message to be output is not in [PidTagIdsetGiven](#) from the initial ICS state.
- The message is an FAI message.
- The message is a conflicting version contained in a conflict resolve message. See section [3.1.4.1.2.1](#) for details.

Otherwise, it is up to the server to determine the most efficient way to communicate the message change on a case-by-case basis.

2.2.4.3.12 messageChildren

The **messageChildren** element represents children of the Message objects: recipient and Attachment objects.

See section [3.2.4.6](#) for more details about the impact of property and subobject filters that are specified when configuring an operation on the content of this element.

Under the conditions specified in section [3.2.4.6](#), recipient and attachment elements MUST be preceded by a [PidTagFXDelProp](#) meta-property for [PidTagMessageRecipients](#) and [PidTagMessageAttachments](#) respectively.

2.2.4.3.13 messageChangeFull

The **messageChangeFull** element contains the complete content of a new or changed message: the message properties, the recipients, and the attachments.

Property filters (as specified in section [3.2.4.6](#)) can affect the Message object properties in the contained **propList**.

2.2.4.3.14 messageChangeHeader

The **messageChangeHeader** element contains a fixed set of information about the message change that follows this element in the FastTransfer stream. The information in the header is sufficient for message identification and conflict detection.

The following table lists the restrictions that exist on the contained propList.

Name	Restrictions	Comments
PidTagSourceKey	Required Fixed position	None.
PidTagLastModificationTime	Required Fixed position	None.
PidTagChangeKey	Required Fixed position	None.
PidTagPredecessorChangeList	Required Fixed position	None.
PidTagAssociated	Required Fixed position	None.
PidTagMid	Conditional	MUST be present IFF SynchronizationExtraFlag Eid is set.
PidTagMessageSize	Conditional	MUST be present IFF SynchronizationExtraFlag MessageSize is set.

Name	Restrictions	Comments
PidTagChangeNumber	Conditional	MUST be present IFF SynchronizationExtraFlag Cn is set.
< other properties >	Prohibited	None.

2.2.4.3.15 messageChangePartial

The **messageChangePartial** element <20> represents the difference in message content since the last download, as identified by the initial ICS state. Changes to a message are output based on the granularity of the property group (as specified in section [3.1.1.2](#)). The last encountered [PidTagIncrSyncGroupId](#) meta-property determines which property group mapping MUST be used.

Clients MUST treat every contained propList element as the complete content of a property group denoted by the [PidTagIncrementalSyncMessagePartial](#) meta-property that preceded it. That is, all properties missing from a propList, but defined for this group in the corresponding property group mapping, MUST be deleted.

The following table lists the restrictions that exist on the contained propList elements.

Name	Restrictions	Comments
[PtypInteger32] 0x00000003	Conditional	MUST be present IFF a property group is empty, but was still marked as changed since the last download. Value MUST be "0". MUST be ignored by clients.
< other properties >	No restrictions	None.

2.2.4.3.16 messageContent

The **messageContent** element represents the content of a message: its properties, the recipients, and the attachments.

Property filters (as specified in section [3.2.4.6](#)) can affect the Message object properties in the contained propList.

Name	Restrictions	Comments
PidTagMid	Required Fixed position	Clients MUST ignore the value of this property for embedded messages.
< other properties >	No restrictions	None.

2.2.4.3.17 messageList

The **messageList** element contains a list of messages, which is determined by the scope of the operation.

For each message in the **messageList**, the server SHOULD output [PidTagEcWarning](#) if a client does not have the permissions necessary to access it (as specified in section [3.2.4.4.1](#)). The warning is necessary to make it possible for a client to tell this case from a missing message.

2.2.4.3.18 progressPerMessage

The **progressPerMessage** element contains data that describes the approximate size of message change data that follows.

MUST be present IFF the **progressTotal** element was output within the same ancestor **contentsSync** element.

MUST NOT be present if **SynchronizationFlag Progress** was not set when configuring the synchronization download operation.

The following table lists the restrictions that exist on the contained propList.

Name	Restrictions	Comments
[PtypInteger32] 0x00000003	Required Fixed position	Size of the message to be follow. Servers can supply the same value as the PidTagMessageSize in messageChangeHeader , or use a different approximation.
[PtypBoolean] 0x0000000B	Required Fixed position	TRUE (0x01) if the Message object that follows is FAI; otherwise, FALSE (0x00).
< other properties >	<i>Prohibited</i>	None.

2.2.4.3.19 progressTotal

The **progressTotal** element contains data that describes the approximate size of all the **messageChange** elements that will follow in this stream. This element can be used by clients to display progress information. Servers can use a sum of message sizes ([PidTagMessageSize](#)) for all messages in which changes will be downloaded in the current operation, or servers can use a different approximation.

Note that this method of reporting progress is provided in addition to what is available in the [RopFastTransferSourceGetBuffer](#) response. This method of reporting is supposed to reflect the amount of work more precisely, as it is based on message sizes, rather than object count.

This element MUST be present if SynchronizationFlag Progress was set when configuring the synchronization download operation, and a server supports progress reporting.

This element MUST NOT be present if SynchronizationFlag Progress was not set when configuring the synchronization download operation.

The following table lists the restrictions that exist on the contained propList.

Name	Restrictions	Comments
[PtypBinary] 0x00000102	Required Fixed position	Serialized ProgressInformation structure. See section 2.2.2.5 for more details.
< other properties >	<i>Prohibited</i>	None.

2.2.4.3.20 propList

The **propList** elements MUST NOT contain **propValue** elements for **meta-properties**. All instances in which meta-properties can be encountered in a document are mentioned explicitly in the syntax ABNF.

Syntactic elements that contain a **propList** can express restrictions on a set of properties and/or the position of properties within a list by using property list restriction table syntax (as specified in section [2.2](#)).

Properties that contain an error (have the **PtypErrorCode** type) instead of an actual value MUST be omitted from the **propList**.

2.2.4.3.21 propValue

The **propValue** element represents identification information and the value of the property.

Note that the protocol imposes no limit on the size of data that can be encoded using this element, unlike the response buffers of [RopQueryRows](#) and [RopGetPropertiesSpecific](#). Clients and servers MUST be capable of accepting large amounts of data and MUST fail the operation if the size of data crosses the threshold imposed by an implementation, rather than truncating the data.

2.2.4.3.22 readStateChanges

The **readStateChanges** element contains information about MIDs of Message objects that had their read state changed since the last synchronization, as specified by the initial ICS state. See section [3.2.4.1](#) for details about how servers MUST determine the set of IDs to be reported using this element.

This element SHOULD NOT be present if **SynchronizationFlag ReadState** was not set when configuring the synchronization download operation.

The following restrictions exist on the contained **propList**:

- MUST contain at least one property.
- MUST adhere to the following restrictions:

Name	Restrictions	Comments
PidTagIdsetRead	No restrictions	None.
PidTagIdsetUnread	No restrictions	None.
< other properties >	<i>Prohibited</i>	None.

2.2.4.3.23 recipient

The recipient element represents a **Recipient object**, which is a subobject of the Message object.

The **propList** child element contains the properties of the Recipient object.

The following table lists the restrictions that exist on the contained **propList**.

Name	Restrictions	Comments
PidTagRowid	Required Fixed position	None.
< other properties >	No restrictions	None.

2.2.4.3.24 root

The **root** element contains the root element of FastTransfer streams.

Producers of the FastTransfer stream MUST choose a contained element to generate depending on the Bulk Data Transfer operation in effect. For more details, see the mapping specified in section [2.2.4.4](#) and section [2.2.3.1.2.1.1](#).

2.2.4.3.25 state

The **state** element contains the final ICS state of the synchronization download operation. See section [3.2.4.1](#) and section [3.2.1.1](#) for details about how servers MUST construct the final ICS state.

The following table lists the restrictions that exist on the contained propList.

Name	Restrictions	Comments
PidTagIdsetGiven	No restrictions	None.
PidTagCnsetSeen	No restrictions	None.
PidTagCnsetSeenFAI	Conditional	MUST NOT be present if SynchronizationType equals Hierarchy .
PidTagCnsetRead	Conditional	MUST NOT be present if SynchronizationType equals Hierarchy .
< other properties >	Prohibited	None.

2.2.4.4 Applicability to ROPs

The following table describes how possible root elements in the FastTransfer stream correspond to Bulk Data Transfer operations defined in section [2.2.3](#). Every download operation has to be configured prior to being able to produce a FastTransfer stream. Configuration starts by sending one of the ROPs in the following table and then performing the additional ROP specific configuration steps (as specified in section [2.2.3.1.1](#) and section [2.2.3.2.1](#)).

ROP that initiates an operation	Root element in the produced FastTransfer stream	ROP request buffer field conditions
RopSynchronization-		
Configure	contentsSync	SynchronizationType equals Contents .

ROP that initiates an operation	Root element in the produced FastTransfer stream	ROP request buffer field conditions
	hierarchySync	SynchronizationType equals Hierarchy .
GetTransferState	state	Always.
RopFastTransferSource-		
CopyTo CopyProperties	folderContent	InputServerObject is a Folder object. <21>
	messageContent	InputServerObject is a Message object.
	attachmentContent	InputServerObject is an Attachment object. <22>
CopyMessages	messageList	Always.
CopyFolder	topFolder	Always.

FastTransfer streams produced by operations initiated by the [RopSynchronizationConfigure](#) ROP are intended for processing on the client only.

FastTransfer streams produced by operations initiated with the **RopFastTransferSource*** ROPs can either be processed by the client or uploaded to the server through an operation initiated by [RopFastTransferDestinationConfigure](#). See section [2.2.3.1.2.1.1](#) for details about the applicability of FastTransfer streams to FastTransfer upload operations.

3 Protocol Details

3.1 Common Details

3.1.1 Abstract Data Model

The protocol details in section [3.1.1.1](#) through section [3.1.1.3.3.2.5](#) contain formulas operating on sets of elements, which include the operators and special identifiers listed in the following table.

Operator or special identifier	Example	Definition
\cup	$A \cup B$	Union of two sets. Every element in the resulting set belongs to either A, or B, or both.
\cap	$A \cap B$	Intersection of two sets. Every element in the resulting set belongs to both A and B.
$\{ \}$	$\{A1, \dots, An\}$	A set consisting of elements A1 through An.
\subseteq \supseteq	$B \subseteq A$ $A \supseteq B$	B is a subset of or equal to A: every element of B is also an element of A.
$+=$	Set += element	Instructs to include an element into a set. The Set is assigned to Set {element}.
\emptyset	$A = \emptyset$	Empty set: a set that contains no elements. Set A is asserted to be an empty set, it has no elements.

3.1.1.1 Object and Change Identification

On creation, objects in the mailbox are assigned internal identifiers, commonly known as FIDs for folders and MIDs for messages. After internal identifiers are assigned to an object, they **MUST** never be reused, even if the object it was first assigned to no longer exists. Copying of messaging objects within a mailbox or moving messages between folders of the same mailbox translates into creation of new messaging objects and therefore, new internal identifiers **MUST** be assigned to new copies. All other observed behavior is an implementation detail, and not a part of the protocol, and therefore **MUST NOT** be relied upon.

In most cases, the server is responsible for assigning internal identifiers to mailbox objects, which usually happens during execution of ROPs, such as [RopSaveChangesMessage](#) and [RopCopyTo](#), or while processing events not controlled by the client (such as Message object delivery).

Messaging objects also maintain a change number, or CN, which identifies a version of an object and adheres to the same rules as internal identifiers for messaging objects. A new change number is assigned to an object whenever an object is created or modified. For messages, in addition to a change number for the entire message, there are additional mechanisms for tracking changes to their elements: read state (as specified in section [3.2.4.3](#)) and properties and subobjects arranged into groups (as specified in section [3.1.1.2](#)).

A protocol role that generates internal identifiers for messaging objects and changes **MUST** ensure that the GLOBCNT portions of the internal identifiers that share the same REPLGUID (as specified in the XID structure in section [2.2.2.1](#)) only increase with time, when compared byte to byte.

Whenever a change number is changed on a messaging object as the result of the direct modification of the object in a replica, as opposed to a synchronization, its **predecessor change list (PCL)** MUST be merged with the XID that represents the new change number.

Although it is not recommended as a general practice, it is possible to change an object without altering its change number, and therefore without flagging it for synchronization. For more details about changing an object without altering its change number, see the ROPs specified in [\[MS-OXCROPS\]](#) that end with "NoReplicate".

Clients that use ICS upload to synchronize their local replica with a server replica MUST assign identifiers to client-originated objects in a local replica by using one of the mechanisms specified in section [3.3.1.1.1](#). Clients MUST generate **foreign identifiers** (as specified in section [3.3.1.1.3](#)) to identify client-side changes to objects that they import through ICS upload.

Upon successful import of a new or changed object using ICS upload, the server MUST do the following when receiving [RopSaveChangesMessage](#):

- Assign the object a new internal change number ([PidTagChangeNumber](#)).
- This is necessary because the server MUST be able to represent the imported version in the [PidTagCnsetSeen](#) or [PidTagCnsetSeenFAI](#) properties, and these properties cannot operate on foreign identifiers for change numbers that a client passes.
- Assign the object an internal identifier ([PidTagMid](#) or [PidTagFolderId](#)) based on the kind of external identifier that was passed for the objects identification by the client IFF the object is new.
 - If the external identifier is a GID, the server MUST convert it to a short-term internal identifier and assign it to an imported object.
- Assign the object the given [PidTagChangeKey](#) and PCL ([PidTagPredecessorChangeList](#)) that equals PCL {[PidTagChangeKey](#)}.

If the import of the object triggered detection of a conflict, the server MUST follow the previous steps for a version of the object resulting from the conflict resolution. See section [3.1.4.1](#) for details about handling conflict.

Foreign identifiers supplied by clients for change identification ([PidTagChangeKey](#)) are replaced whenever their corresponding internal identifiers change. Examples are provided in the following table.

Sequence of client action	Corresponding server reaction
<p>RopSynchronizationImportMessageChange for a new message:</p> <ul style="list-style-type: none"> ▪ SourceKey = GID(ID1) ▪ ExternalChangeNumber = XCN1 <p>Client checkpoints the stored initial ICS state : IdsetGiven += ID2</p>	<ul style="list-style-type: none"> ▪ SourceKey = GID(ID1) ▪ MID = ID1 ▪ ExternalChangeNumber = XCN1 ▪ ChangeNumber = CN2 ▪ Final ICS state: CnsetSeen += CN2
<p>RopSynchronizationImportMessageChange</p> <ul style="list-style-type: none"> ▪ SourceKey = GID(ID1) 	<ul style="list-style-type: none"> ▪ ExternalChangeNumber = XCN3

Sequence of client action	Corresponding server reaction
<ul style="list-style-type: none"> ▪ ExternalChangeNumber = XCN3 	<ul style="list-style-type: none"> ▪ ChangeNumber = CN4 ▪ Final ICS state: CnsetSeen += CN4
ICS download of contents	<ul style="list-style-type: none"> ▪ SourceKey = GID(ID1) ▪ MID = ID1 ▪ ExternalChangeNumber = XCN3 ▪ ChangeNumber = CN4
RopOpenMessage - RopSetProperties - RopSaveChangesMessage	<ul style="list-style-type: none"> ▪ ChangeNumber = CN5
ICS download	<ul style="list-style-type: none"> ▪ Changes to a message: <ul style="list-style-type: none"> ▪ SourceKey = GID(ID1) ▪ MID = ID1 ▪ ExternalChangeNumber = GID(CN5) ▪ ChangeNumber = CN5 ▪ Final ICS state: CnsetSeen += CN5
RopSynchronizationImportMessageMove	<ul style="list-style-type: none"> ▪ Message is hard deleted in the source folder A. ▪ A copy of the message is created in destination folder B with: <ul style="list-style-type: none"> ▪ MID = ID2 ▪ ChangeNumber = CN6
ICS download of contents for folder A	<ul style="list-style-type: none"> ▪ Deletions: ID1 ▪ Final ICS state: IdsetGiven -= ID1
ICS download of contents for folder B	<ul style="list-style-type: none"> ▪ New message: <ul style="list-style-type: none"> ▪ SourceKey = GID(ID2) ▪ MID = ID2 ▪ ExternalChangeNumber = GID(CN6) ▪ ChangeNumber = CN6 ▪ Final ICS state:

Sequence of client action	Corresponding server reaction
	<ul style="list-style-type: none"> ▪ IdsetGiven -= ID2 ▪ CnsetSeen += CN6
RopSynchronizationImportMessageChange <ul style="list-style-type: none"> ▪ SourceKey = GID(ID2) ▪ ExternalChangeNumber = XCN7 	<ul style="list-style-type: none"> ▪ ExternalChangeNumber = XCN7 ▪ ChangeNumber = CN8

3.1.1.2 Property Groups

If servers choose to support [<23>](#) partial message change synchronization, they MUST either use a mechanism described in this section, or use an alternative mechanism that localizes changes to a message to a set of properties and subobjects, which can be unambiguously expressed by using the **messageChangePartial** element of the FastTransfer stream.

ICS is optimized for reporting partial changes to messages on a property group basis. The simplest approach for servers providing that information is to track changes made to groups of properties. A group is considered changed if any of the properties in the group are modified. It is up to the server to define a property group mapping - how properties are distributed into groups. ICS offers a way to communicate property group mapping information per-message, so every message can use its own property group mapping. However, to minimize overhead, it is recommended that the number of different mappings is kept to a minimum.

For example, a change to any single attachment property would mean that all the properties in the attachment property group are updated during ICS. Likewise, a change to any one body property would mean that all the properties in the body property group are updated during the next synchronization.

To track changes to property groups on a message, servers SHOULD keep change numbers for each property group, and assign a new change number to both the group and the message whenever a change is made to a property that belongs to the group. Note that marking a message as read or unread is the most common type of message modification, and there is a specific mechanism to support just that change, as specified in section [3.2.4.3](#).

How properties are organized into property groups determines their property group mapping. One message in a mailbox can have a different mapping than another message, which means that the properties in group N on one message can be different than the properties in group N in another message. Property group mappings do not change frequently, but they do change with server upgrades. When a message is modified and the default mapping has changed after an upgrade, the property group mapping of the message is updated.

3.1.1.3 Serialization of IDSET

When an IDSET has to be transmitted from a client to a server or from a server to a client, it has to be serialized. This section contains details about how IDSETs MUST be serialized.

3.1.1.3.1 Formatted IDSET

Before serialization, the contents of an IDSET have to be arranged in such a way as to allow it to be properly encoded. The ID values MUST be arranged by REPLID and all IDs for each REPLID MUST be reduced into a GLOBSET of GLOBCNT values. Each GLOBSET MUST be arranged from lowest to

highest GLOBCNT where all duplicate GLOBCNT values are removed. The remaining GLOBCNT values MUST be grouped into consecutive ranges with a low GLOBCNT value and a high GLOBCNT value. If a GLOBCNT value is disjoint it MUST be made into a singleton range with the low and high GLOBCNT values being the same. The following diagram shows what a properly formatted IDSET MUST look like for serialization.

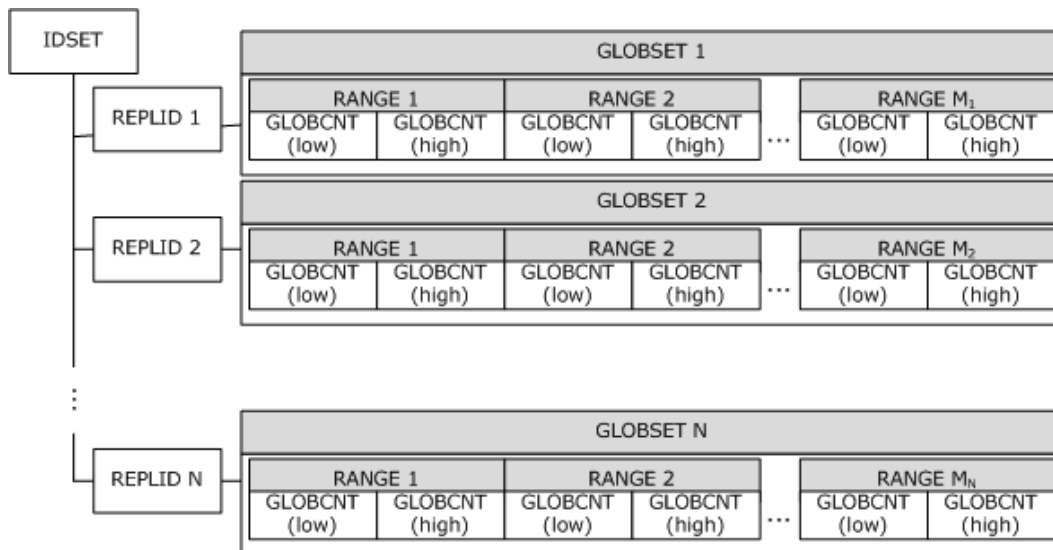


Figure 2: Formatted IDSET

3.1.1.3.2 IDSET Serialization

There are two different formats in which a serialized IDSET can exist on the wire. The only difference is how the REPLID value is represented in the serialization buffer. The first format contains the REPLID value followed by the GLOBSET data. The second format contains, instead of the REPLID, the REPLGUID that is associated with the REPLID, followed by the GLOBSET data. No information contained in the serialized buffer identifies which format is being used. The context in which the serialized IDSET is being used on the wire dictates which format MUST be used: if an IDSET was persisted or is intended to be persisted across sessions, such as when it represents a portion of an ICS state (see section 2.2.1.1), it MUST be transmitted in the REPLGUID-based form. If it's only a part of a transient set of data, like IDs of items that were deleted since the last synchronization (see section 2.2.1.3.1), then it MUST be transmitted in a REPLID-based form. Section 3.1.1.3.3 through section 3.1.1.3.3.2.5 describe the layout of both formats on the wire. REPLID-based format can be converted to REPLGUID-based format by using mapping operations, as specified in [MS-OXCSTOR].

See section 2.2.2.3 for more details about the format of each serialized IDSET.

3.1.1.3.3 GLOBSET Serialization

IDSET serialization requires each GLOBSET within the IDSET to be serialized. The GLOBCNT ranges within the GLOBSET are serialized by using special encoding commands to compress the amount of data for each GLOBCNT pair. This section contains information about how to encode and decode a GLOBSET during IDSET serialization.

3.1.1.3.3.1 Encoding

The following commands can be used to encode a GLOBSET.

3.1.1.3.3.1.1 Push Command (0x01 – 0x06)

The **Push** command SHOULD be used when multiple GLOBCNT values share the same high-order values. For example, if all GLOBCNT values have the same two high-order bytes, the **Push** command (0x02) SHOULD be used to push two bytes onto the common byte stack. These two bytes will be used to create GLOBCNT pairs during decoding.

The **Push** command can also be used to generate an encoding for a singleton range where the low value and the high value are the same. When a **Push** command places a sixth byte onto the common byte stack, it tells the decoder the next GLOBCNT pair has all six bytes in common. This will place a singleton GLOBCNT range into the GLOBSET when decoded. The values added to the common byte stack on the last **Push** command are removed automatically and do not require a **Pop** command.

See section [2.2.2.4.1](#) for more details about the format of the **Push** command.

3.1.1.3.3.1.2 Pop Command (0x50)

Bytes that have been pushed onto the common byte stack with a **Push** command can be removed using the **Pop** command. The **Push** and **Pop** commands are used together to adjust the bytes that are stored on the common byte stack. The common byte stack is used to reduce the amount of serialized data if the GLOBCNT values all share common high-order bytes. This allows for those common high-order bytes to be encoded and placed into the serialization buffer only once and not repeated with every GLOBCNT. The **Pop** command MUST NOT be used if no bytes are currently on the common byte stack.

See section [2.2.2.4.2](#) for more details about the format of the **Pop** command.

3.1.1.3.3.1.3 Bitmask Command (0x42)

The **Bitmask** command is used when there are multiple GLOBCNT ranges that share five high-order bytes in common and the low-order bytes are all within 8 values of each other. Each GLOBCNT range is represented by one or more bits in a bitmask. There MUST already be five high-order bytes in the common byte stack to use this command. The **Bitmask** command can only represent at most five GLOBCNT ranges.

See section [2.2.2.4.3](#) for more details about the format of the **Bitmask** command and its fields.

The **StartingValue** field MUST be set to the low-order byte of the low value of the first GLOBCNT range. The **Bitmask** field MUST have one bit set for each value within a range, excluding the low value of the first GLOBCNT range. The bit to set for each value within a range is determined by subtracting the low-order byte of the GLOBCNT from the **StartingValue**. From the result, subtract one. The bit numbers within the **Bitmask** field are 0 for the lowest bit to 7 for the highest bit. For all GLOBCNT values between ranges, the bit is not set.

For example, given a set of ranges where all have the same five high-order bytes in common and the low-order bytes are the values {0x01-0x03, 0x05-0x05, 0x07-0x09}, it would be encoded as a **StartingValue** of 0x01 and the **Bitmask** would be 0xEB. The **Bitmask** value is broken down in the following table.

Low-Order Byte Value	0x09	0x08	0x07	0x06	0x05	0x04	0x03	0x02
Bit Number	7	6	5	4	3	2	1	0
Bit Value	1	1	1	0	1	0	1	1

If you take the **StartingValue** and each low-order byte value corresponding to a bit that is set in the **Bitmask**, you end up with the low-order byte values {0x01, 0x02, 0x03, 0x05, 0x07, 0x08, 0x09}. If you collapse these into ranges, you will have {0x01-0x03, 0x05-0x05, 0x07-0x09}.

3.1.1.3.3.1.4 Range Command (0x52)

The **Range** command is used to generate a single GLOBCNT range. If the low and high value of the GLOBCNT range are not the same, or the range has values that are more than 8 bytes from each other or the low and high value do not share five high-order bytes in common, the **Range** command **MUST** be used.

If the low and high GLOBCNT values share common high-order bytes, these **SHOULD** be pushed onto the common byte stack by using the **Push** command prior to using the **Range** command. The low-order bytes that are not in common are used to build the **Range** command.

See section [2.2.2.4.4](#) for more details about the format of the **Range** command and its fields.

3.1.1.3.3.1.5 End Command (0x00)

The **End** command is used to signal the end of the GLOBSET encoding. This command **MUST** be added after all GLOBCNT ranges within the GLOBSET have been encoded. The **End** command can only be used if the common byte stack is empty. If after all GLOBCNT ranges have been encoded, there are still bytes on the common byte stack, they **MUST** be removed with one or more **Pop** commands before the **End** command can be used.

See section [2.2.2.4.5](#) for more details about the format of the **End** command.

3.1.1.3.3.2 Decoding

The following commands can exist in a serialized GLOBSET.

3.1.1.3.3.2.1 Push Command (0x01 – 0x06)

The **Push** command can add one to six bytes of high-order bytes to a common byte stack. The common byte stack is used in conjunction with subsequent encoding commands to build GLOBCNT pairs that represent GLOBCNT ranges within the GLOBSET. When building a GLOBCNT, all the bytes on the common byte stack are used and any remaining bytes needed for a complete GLOBCNT have to come from another encoding command. The common bytes are pushed onto the stack highest to lowest byte order.

See section [2.2.2.4.1](#) for more details about the format of the **Push** command in the serialization buffer.

3.1.1.3.3.2.2 Pop Command (0x50)

The **Pop** command removes the bytes that were previously pushed onto the common byte stack from the last **Push** command. The **Pop** command unwinds the stack in the reverse order in which the bytes were pushed.

See section [2.2.2.4.2](#) for more details about the format of the **Pop** command in the serialization buffer.

3.1.1.3.3.2.3 Bitmask Command (0x42)

The **Bitmask** command MUST only be encountered when there are five bytes in the common byte stack.

See section [2.2.2.4.3](#) for more details about the format of the **Bitmask** command and its fields.

Using the **StartingValue** and the **Bitmask** fields of the **Bitmask** command, a set of low-order bytes can be produced. See section [3.1.1.3.3.1.3](#) for more details about decoding the **Bitmask** field to produce individual low-order values. Each low-order byte MUST be combined with the required five high-order bytes on the common byte stack to form a complete 6-byte GLOBCNT value, which MUST be added to the GLOBSET.

3.1.1.3.3.2.4 Range Command (0x52)

The **Range** command generates a GLOBCNT range. The GLOBCNT range MUST be added to the GLOBSET.

See section [2.2.2.4.4](#) for details about the format of the **Range** command and its fields.

The **Range** command contains two byte array fields, the **LowValue** and **HighValue**. Each of these fields MUST be combined with any high-order bytes in the common byte stack to produce a 6-byte GLOBCNT value. The two GLOBCNT values are the low and high value of the GLOBCNT range.

3.1.1.3.3.2.5 End Command (0x00)

When the **End** command is encountered, the GLOBSET MUST be complete based on the GLOBCNT values generated from any previous encoding commands. The **End** command MUST NOT be encountered when there are bytes stored on the common byte stack.

3.1.2 Timers

None.

3.1.3 Initialization

None.

3.1.4 Higher-Layer Triggered Events

3.1.4.1 Conflict Handling

The properties that are associated with a message or a folder can be modified by the server or client at any time. Synchronizing these changes can result in conflicts in which a server or a client has to decide which set of message properties or folder properties to use: the local copy, or the copy being replicated.

This specification does not mandate that clients implement any **conflict handling**. However, if clients do implement conflict handling, their conflict handling logic MUST be compatible with the one mandated for servers, as specified in this section, to ensure the consistency of user experience regardless of the role performing the conflict handling. When referring to synchronization in this specification, both download and upload are considered, unless specified otherwise.

3.1.4.1.1 Detection

Servers MUST implement conflict detection using an algorithm compatible with the one described in this section.

Servers MUST perform conflict detection on ICS uploads for versions of messaging objects stored in a server replica and passed by the client through the **RopSynchronizationImport*** ROPs.

Conflict detection is performed by examining the [PidTagPredecessorChangeList](#) properties for objects that have the same value for the [PidTagSourceKey](#) property.

Clients can perform conflict detection during ICS download for versions of objects stored in a local replica and passed by the server in a FastTransfer stream.

To illustrate the use of PCLs in conflict detection, the following algorithm uses sample PCLs (PCLA and PCLB) to detect a conflict between two versions of the same messaging object.

Conflict Detection Algorithm

PCLA includes PCLB IFF for every XID in PCLB there is an XID in PCLA that has the same NamespaceGuid and same or greater LocalId part. The notation $PCLA \geq PCLB$ will be used if PCLA includes or is equal to PCLB.

If a change to a messaging object is being synchronized from replica A to replica B, use the following statements to identify the conflict and the version to replicate:

1. If PCLA includes PCLB, then the version from replica A is newer and replaces the version in replica B.
2. If PCLB includes or is equal to PCLA, then the version from replica A is older, and is ignored. The version in replica B remains intact.
3. If neither 1 nor 2 is true, then versions from replicas A and B are in conflict.

Servers can create and implement additional conflict detection mechanisms, as long as PCLs for object versions that do and do not **conflict** adhere to these criteria.

3.1.4.1.2 Resolution

At a minimum, servers MUST implement conflict resolution to the extent specified in this section. Servers can implement additional resolution algorithms. Any additional resolution algorithms MUST NOT result in the creation of conflict resolve messages, as specified in section [3.1.4.1.2.1](#).

A version that results from conflict resolution MUST have a PCL that makes it a successor of all conflicting versions. To achieve that, roles SHOULD assign the successor a PCL created by merging the PCLs of all conflicting versions.

Version X is a successor of versions A and B IFF the conflict detection algorithm in section [3.1.4.1.1](#) would determine that X is not in conflict and is newer than both A and B.

PCLX is a **merge** of PCLA and PCLB IFF all of the following statements are true:

$PCLX \subseteq (PCLA \cup PCLB)$

$PCLX \geq PCLA$

$PCLX \leq PCLB$

3.1.4.1.2.1 Conflict Resolve Message

A conflict resolve message provides a way to encapsulate conflicting versions of a Message object into a single Message object, by storing all the versions of the Message object as individual attachments to the new Message object and choosing a temporary winning message and copying it as the message contents. For more details about conflict resolve messages, see [\[MS-OXCSYNC\]](#) section 3.1.5.4.1.1. With the exceptions specified in [\[MS-OXCSYNC\]](#) section 3.1.5.4.1.1, the contents of the conflict resolve message include all properties and subobjects of the winning version; therefore the conflict resolve message can be used in place of the winning version whenever needed. The winner MUST be determined by the last writer wins algorithm, as specified in section [3.1.4.1.2.2](#). Because the conflict resolve message is a successor of all the conflicting versions it represents, its PCL MUST be the merge of the PCLs of the conflicting versions.

Conflict resolve messages MUST NOT be synchronized as Message objects. Instead, each attachment that represents a version in conflict MUST be synchronized as a separate Message object. This allows the other role to re-resolve the conflict during synchronization, while considering all (possibly, more than two) conflicting versions.

3.1.4.1.2.2 Last Writer Wins Algorithm

The last writer wins algorithm uses the [PidTagLastModificationTime](#) property to determine the winning version of the folder or message, as specified in the following steps:

1. The version with the most recent [PidTagLastModificationTime](#) wins.
2. For messages, if the [PidTagLastModificationTime](#) value is equal on both objects, the tie-breaking winner is determined by comparing byte-to-byte values of the **NamespaceGuid** field for XIDs in the [PidTagChangeKey](#) properties. The message with the larger **NamespaceGuid** field wins.

For folders, if the [PidTagLastModificationTime](#) value is equal on both objects, the server version is kept.
3. If the byte-to-byte comparison in step 2 determines that the **NamespaceGuid** fields are equal, the version being imported wins.

The last writer wins algorithm MUST be used for conflicts detected during hierarchy synchronization and contents synchronization of normal messages (unless specified otherwise in the [PidTagResolveMethod](#) property set on the folder) as well as FAI messages, and folders.

3.1.4.1.3 Reporting

Conflict reporting, if needed, SHOULD be done through a combination of the following methods:

1. Failing the ROP that detected the conflict.
2. Creating a conflict resolve message.
3. Creating a conflict notification message, as specified in [\[MS-OXCSYNC\]](#) section 3.1.5.4.1.2.

Servers MUST implement conflict reporting by failing ROPs and creating conflict resolve messages. Servers can implement other means of conflict reporting.

The use of the conflict resolve message combines semi-automatic conflict resolution with conflict reporting: the message has all properties of the winning version, while at the same time it contains all conflicting versions as attachments, which clients can use to offer manual conflict resolution.

Determining whether to perform conflict reporting, and what method of conflict reporting to use, is dependent on the operation that triggered the conflict detection (as specified in section [3.1.4.1.1](#)) and on the value of the [PidTagResolveMethod](#) property on the folder, whose values are specified in [MS-OXCSYNC] section [3.1.5.4.1](#).

This controls whether [RopSynchronizationImportMessageChange](#) needs to do conflict reporting by failing the ROP or by creating a conflict notification message. However, [RopSynchronizationImportHierarchyChange](#) MUST detect and resolve, and SHOULD report, possible conflicts by using a conflict notification message.

3.1.5 Message Processing Events and Sequencing Rules

ROPs discussed in this document are synchronous and MUST be executed in the order outlined for each operation discussed in section [1.3](#) and section [2.2.3](#) and their subsections. Otherwise, the client and server behavior remains undefined.

3.1.6 Timer Events

None.

3.1.7 Other Local Events

None.

3.2 Server Details

3.2.1 Abstract Data Model

3.2.1.1 Isolation of Download and Upload Operations

Clients MUST NOT assume that upload or download operations are isolated transactions. upload and download operations can be affected by other operations on messaging objects.

To counteract the lack of transaction isolation between ICS download operations and the rest of operations that occur on messaging objects at the same time, servers MUST guarantee that the final ICS state does not reflect the state of the server replica at the end of the operation, but instead reflects the actual differences downloaded to a client, combined with the initial ICS state.

3.2.1.2 Creating Compact IDSETS

As the number of changes that happen to a folder grow over its lifetime, the sets of MIDs and CNs that need to be kept in IDSETS grow as well. The size of the IDSET is rarely a problem for hierarchy synchronizations due to the small number of folders commonly present in mailboxes. Therefore, this discussion focuses on contents synchronization. In this section, the term IDSET is used to refer to both IDSETS and CNSETS.

The following mechanisms are available to help optimize IDSETS for performance:

1. IDSET compression : The wire format of IDSETS is optimized for consecutive ranges and sets of non-consecutive IDs that have close values.
2. Clustering of IDs : Clients and servers SHOULD allocate IDs of messages within a folder from contiguous sets of IDs. This optimization is based on an assumption that with time, all old messages will be either deleted or moved to another folder, and so all of their IDs could be represented as one range. See section [3.3.1.1.1](#) for details.

3. Collapsing of ranges : If an IDSET is never iterated over and is only used in operations like "not in", it is possible to add ranges of IDs to the IDSET to help collapse its regions, if that would not affect the results of operations it is used in.

Note that because the synchronization scope limits synchronization to one folder, and the algorithm for determining the difference between replicas (specified in section [3.2.4.1](#)) only checks that a certain ID is not in the PidTagCnset * properties, it is possible to add CNs that were either never used or used on objects outside the synchronization scope to these IDSETs without affecting the outcome. Note that this MUST NOT be done for IDSETs that are ever iterated over, such as [PidTagIdsetGiven](#), as it will change the outcome.

For example, an IDSET contains [10; 20] and [30; 40] for some REPLGUID. Because every internal change number within the same REPLGUID MUST be greater than any previous one, and the change numbers [21; 29] do not belong to any messages in the current folder, the two regions can be safely collapsed into [10; 40].

3.2.2 Timers

None.

3.2.3 Initialization

None.

3.2.4 Higher-Layer Triggered Events

3.2.4.1 Determining What Differences Need to be Downloaded

In this section, all references to the ICS state properties refer to values uploaded in the initial ICS state.

For every object in the synchronization scope, servers MUST do the following:

- Include information about a change to an object if one of the following applies:
 - It is a folder
and a change number is not in [PidTagCnsetSeen](#).
 - It is a normal message
and **SynchronizationFlag Normal** was set
and a change number is not in [PidTagCnsetSeen](#).
 - It is an FAI message
and **SynchronizationFlag FAI** was set
and a change number is not in [PidTagCnsetSeenFAI](#).
- If **SynchronizationFlag NoDeletions** is not set, include deletion information about objects that either:
 - Have their **internal identifiers** present in [PidTagIdsetGiven](#)
and are missing from the server replica.

- Are folders that have never been reported as deleted.
- If **SynchronizationFlag NoDeletion** and **IgnoreNoLongerInScope** are not set, include deletion information about messages that:
 - Have their **internal identifiers** present in [PidTagIdsetGiven](#) and exist in a server replica and belong to a folder that defines the synchronization scope and do not match the restriction that defines the synchronization scope.
- If **SynchronizationFlag ReadState** is set, include read state change information about messages that:
 - Do not have their change numbers for read and unread state in [PidTagCnsetRead](#) and are not FAI messages and have not had change information downloaded for them in this session.

<24>

The following invariants define the relationship between the initial ICS state, the checkpoint ICS state, and differences downloaded at the time of checkpointing. The following table contains the nomenclature used to describe the invariants. For more information about checkpointing, see section 2.2.3 and [MS-OXCSYNC] section 3.1.5.3.9.1.

Nomenclature	Description
Prop_{Index}	Property Prop of the ICS state (as specified in section 2.2.1.1). Index can be I for initial and C for checkpoint.
Prop_D	Property Prop that contains a particular set of differences that have been downloaded in the current operation, as specified in section 2.2.1.3.
{change_{Subset}.Id} {change_{Subset}.CN}	Internal identifiers (Id) or change numbers (CN) of all changes that have been downloaded in the current operation. The Subset can be one of the following: <ul style="list-style-type: none"> ▪ Omitted to denote all changes. ▪ Normal for normal messages. ▪ FAI for FAI messages. ▪ Partial for normal messages downloaded as partial changes.
{readStateChange.Id} {readStateChange.ReadStateCn}	Internal identifiers or read state change numbers of all normal messages, with only the read state changed, which have been downloaded in the current operation.

Servers MUST ensure that the following invariants are true:

```
AllDeleted = (IdsetDeletedD U IdsetNoLongerInScopeD U IdsetExpiredD)
IdsetGivenC = (IdsetGivenI U {change.Id}) \ AllDeleted
```

```
CnsetSeenC = CnsetSeenI U {changeNormal.Cn}
CnsetSeenFAIC = CnsetSeenFAII U {changeFAI.Cn}
CnsetReadC = CnsetReadI U {readStateChange.ReadCn}
```

Invariants for $CnsetSeen_C$, $CnsetSeenFAI_C$, and $CnsetRead_C$ are amended in section [3.2.1.2](#).

```
IdsetGivenI  $\supseteq$  {changesPartial.Id}
IdsetGivenI  $\supseteq$  (IdsetReadD U IdsetUnreadD)
{readStateChange.Id} = IdsetReadD U IdsetUnreadD

{change.Id}  $\cap$  AllDeleted =  $\emptyset$ 
{change.Cn}  $\cap$  (CnsetSeenI U CnsetSeenFAII) =  $\emptyset$ 
{readStateChange.Id}  $\cap$  AllDeleted =  $\emptyset$ 
{readStateChange.Id}  $\cap$  {change.Id} =  $\emptyset$ 
```

3.2.4.2 Generating the PidTagSourceKey Value

When the [PidTagSourceKey](#) value is missing, the server MUST generate it by producing a GID from the internal identifier (MID or FID) of the object by using the same mapping algorithm as described for [RopLongTermIdFromId](#) (as specified in [\[MS-OXCSTOR\]](#)).

The only exception is when a server needs to generate this property on the fly for a folder, which is a root of the current hierarchy synchronization download operation (that is, it is the folder that was passed to [RopSynchronizationConfigure](#)). In this case, [PidTagSourceKey](#) MUST be output as a zero-length PtypBinary.

3.2.4.3 Read State Change Tracking

To conserve the bandwidth between clients and servers, the read state of the messages SHOULD be tracked separately from other changes.

Whenever the read state of a message changes, a separate change number on the message, the read state change number, SHOULD be assigned a new value. The change number of the message SHOULD NOT be modified unless other changes to a message were made at the same time. This allows the change to be efficiently downloaded to a client as the MID in an IDSET [PidTagIdsetRead](#) or [PidTagIdsetUnread](#), compressed together with read state changes to other messages in the synchronization scope. The read state change number is never sent across the wire, and it is only exposed to the client by the [PidTagCnsetRead](#) property, which is part of the synchronization state and is never directly set on any objects.

3.2.4.4 FastTransfer Copy Operations

3.2.4.4.1 Download

When producing FastTransfer streams for operations configured with **RopFastTransferSourceCopy*** ROPs, servers SHOULD skip over objects that the client does not have adequate permissions for. For example, if the **Move** flag of the **CopyFlags** field (as specified in section [2.2.3.1.1.1.1](#)) is set, an additional permission to delete an object is required for the object to be included in the output FastTransfer stream. If a permission check for an object fails, the [PidTagEcWarning](#) meta-property SHOULD be output in a FastTransfer stream, wherever allowed by its syntactical structure, to signal a client about incomplete content.

3.2.4.4.1.1 Receiving a RopFastTransferSourceGetBuffer

Servers SHOULD fail any successive calls to [RopFastTransferSourceGetBuffer](#), after the previous iteration returns a buffer with a **ReturnValue** other than **Success** or **ServerBusy**.

3.2.4.5 Incremental Change Synchronization

3.2.4.5.1 Downloading State

3.2.4.5.1.1 Receiving a RopSynchronizationGetTransferState

The server MUST ensure that changes to the state of the synchronization context that occur after this ROP do not affect the ICS state that is downloaded through the FastTransfer download context that is returned from this ROP.

3.2.4.5.2 Upload

3.2.4.5.2.1 Receiving a RopSynchronizationImportMessageChange

Upon successful completion of the [RopSynchronizationImportMessageChange](#) ROP, the ICS state on the synchronization context MUST be updated to include a new change number in either the [PidTagCnsetSeen](#) or [PidTagCnsetSeenFAI](#) property, depending on whether the particular message is a normal message or an FAI message.

The server MUST purge all client-settable properties and subobjects of the Message object prior to returning it in the **OutputServerObject**. Note that any changes to this message made by this ROP or any other ROP that operates on it MUST NOT be persisted until [RopSaveChangesMessage](#) is called.

3.2.4.5.2.2 Receiving a RopSynchronizationImportHierarchyChange

Upon successful completion of this ROP, the ICS state on the synchronization context MUST be updated to include a new change number in the [PidTagCnsetSeen](#) property.

If a conflict has occurred, the server:

- SHOULD NOT update the [PidTagCnsetSeen](#) property, and let the clients download a result of conflict resolution.
- MAY generate a conflict notification message. See section [3.1.4.1.3](#) for more details.
- MUST return **Success** in the **ReturnValue**.

The server MUST ignore the properties in **PropertyValues**, which are also present in **HierarchyValues**.

3.2.4.5.2.3 Receiving a RopSynchronizationImportMessageMove

Upon successful completion of this ROP, the ICS state on the synchronization context MUST be updated to include change numbers of messages in the destination folder in either the [PidTagCnsetSeen](#) or [PidTagCnsetSeenFAI](#) property, depending on whether the message is a normal message or an FAI message.

3.2.4.5.2.4 Receiving a RopSynchronizationImportDeletes

The server MUST ignore requests to delete objects that have already been deleted and SHOULD record deletions of objects that never existed in the server replica, in order to prevent [RopSynchronizationImportHierarchyChange](#) or [RopSynchronizationImportMessageChange](#) from restoring them back.

The protocol does not dictate that deletions of all objects passed in the request to this ROP MUST happen in a transacted way. However, to minimize the possibility of putting replicas into a desynchronized state and because a protocol does not let clients know in any way what part of an operation has succeeded, servers SHOULD make a reasonable effort to predict whether all deletions will succeed, and if a deletion will not succeed, report a failure right away, instead of partially completing an operation.

3.2.4.5.2.5 Receiving a RopSynchronizationImportReadStateChanges

The [RopSynchronizationImportReadStateChanges](#) ROP is a batch variant of [RopSetMessageReadFlag](#), which also takes care of updating the ICS state. The net effect of changing the read state message by message by using [RopSetMessageReadFlag](#) MUST be identical to changing the read state in bulk by using [RopSynchronizationImportReadStateChanges](#).

Requests to change the read state of FAI messages MUST be ignored. Upon successful completion of this ROP, the ICS state on the synchronization context MUST be updated by adding the new change number to the [PidTagCnsetRead](#) property.

The protocol does not dictate that the change of the read state for all objects passed in the ROP request MUST happen in a transacted way. However, to minimize the possibility of putting replicas into a desynchronized state and because a protocol does not let clients know what part of an operation has succeeded, servers SHOULD make a reasonable effort to predict whether changes of read state for all normal messages will succeed, and if the changes of read state will not succeed, report a failure immediately, instead of partially completing an operation.

3.2.4.5.2.6 Receiving a RopGetLocalReplicaIds

A server can limit the number of IDs that can be allocated in one batch to prevent malicious clients from reserving too many IDs with the intent of causing a denial-of-service attack by depleting the set of available IDs. A server can limit the maximum number of IDs that can be allocated in one batch to the upper limit of the range recommended to clients, as specified in section [3.3.4.2.2.7](#).

3.2.4.5.2.7 Receiving a RopSetLocalReplicaMidsetDeleted

A server MUST add ranges of IDs supplied through this ROP to the **deleted item list**, if one is maintained for the folder. One possible reason for doing that is to be able to compress the deleted item list by using the IDSET optimization algorithm specified in section [3.2.1.2](#).

A server MUST ensure that ranges supplied as request fields to this ROP are allocated by using [RopGetLocalReplicaIds](#).

3.2.4.6 Effect of Property and Subobject Filters on Download

Property and subobject filters specified during the configuration of a download operation only have an effect on the objects that are directly included in the scope of the operation. For example:

- Specifying property A in the **PropertyTags** field of the request buffer of a [RopFastTransferSourceCopyProperties](#) ROP that is configured with an Attachment object as an

InputServerObject will affect the set of properties to be copied for this attachment, but not its embedded message or any attachments that it might contain.

- Specifying the [PidTagFolderAssociatedContents](#) property in the **PropertyTags** field of the request buffer of a [RopFastTransferSourceCopyTo](#) ROP that is configured with a Folder object as an **InputServerObject** will only exclude FAI Message objects from copying this specific folder, but not any of its descendant folders.
- Specifying the [PidTagMessageRecipients](#) property in the **PropertyTags** fields of the request buffer of a [RopSynchronizationConfigure](#) ROP will exclude recipient subobjects from all message changes downloaded in that operation, but it will not affect recipients of embedded messages that their attachments might have.

Regardless of property filters specified at operation configuration time, certain properties MUST always be excluded from output. See section [3.2.4.8](#) for more details.

At the same time, directives to include or exclude properties and subobjects supplied through flags do have an effect on downloaded objects at all levels. For example:

- Specifying the **CopyFlag CopySubfolders** flag (as specified in section [2.2.3.1.1.4.1](#)) includes all subfolders of the current folder into the operation scope.
- Specifying **CopyFlag SendEntryId** flag includes all identification properties for all objects being downloaded.

Whenever subobject filters have an effect, servers MUST output a [PidTagFXDelProp](#) meta-property immediately before outputting subobjects of a particular type, to differentiate between the cases where a set of subobjects (such as attachments or recipients) was filtered in, but was empty, and where it was filtered out. For example:

- Specifying meta-property [PidTagMessageRecipients](#) in the **PropertyTags** field of the request buffer of the [RopFastTransferSourceCopyProperties](#) ROP that is configured with a Message object as an **InputServerObject**, will direct the server to output [PidTagFXDelProp](#) [PidTagMessageRecipients](#) before outputting recipients of that message, even if there are no recipients.

The protocol does not support incremental download of subobjects. Subobjects of a particular type are either filtered out, in which case the [PidTagFXDelProp](#) meta-property MUST NOT be output, or are filtered in; that is, they MUST be output one after another, prefixed by the [PidTagFXDelProp](#) meta-property.

3.2.4.7 Properties to Ignore on Upload

Unless specified otherwise in property list restriction tables, properties that belong to the **provider-defined internal non-transmittable** range, as specified in [\[MS-OXPROPS\]](#) section 1.3.3, MUST be ignored on upload.

3.2.4.8 Properties to Ignore on Download

Unless specified otherwise in property list restriction tables, **propValue** elements of FastTransfer streams that belong to the provider-defined internal non-transmittable range (as specified in [\[MS-OXPROPS\]](#) section 1.3.3) MUST be excluded from download.

3.2.5 Message Processing Events and Sequencing Rules

None.

3.2.6 Timer Events

None.

3.2.7 Other Local Events

None.

3.3 Client Details

This section provides client-specific details related to bulk data transfer. The Mailbox Synchronization Protocol Specification [\[MS-OXCSYNC\]](#) also contains important client-specific details related to bulk data transfer.

3.3.1 Abstract Data Model

3.3.1.1 Object and Change Identification

The following three alternative mechanisms are available to clients that need to create objects in their local replica without having immediate contact with the server to upload the differences. This is also known as working offline.

3.3.1.1.1 Client-Assigned Internal Identifiers

When using this most preferred approach, clients MUST send a request to a server to allocate a range of internal identifiers for their exclusive use by using [RopGetLocalReplicaIds](#). Once the range is allocated, a client can stay offline and use identifiers from that range until the range is exhausted, at which point the client would have to allocate a new range by connecting to the server and executing [RopGetLocalReplicaIds](#) before being able to assign new client-assigned internal identifiers. Clients can then assign these IDs to any new folders or messages within their local replica and communicate these assignments back when performing ICS upload by using [RopSynchronizationImportHierarchyChange](#) (as specified in section [2.2.3.2.4.3](#)) or [RopSynchronizationImportMessageChange](#) (as specified in section [2.2.3.2.4.2](#)). Note that these IDs MUST NOT be used for change numbers.

Clients MUST generate foreign identifiers to identify changes to objects in the local replica, as specified in section [3.3.1.1.3](#).

This mechanism is being serviced by two ROPs, [RopGetLocalReplicaIds](#) (as specified in section [2.2.3.2.4.7](#)) and [RopSetLocalReplicaMidsetDeleted](#) (as specified in section [2.2.3.2.4.8](#)).

To help compression of IDSETs and to alleviate fragmentation of the deleted item list, if a server maintains an IDSET for a folder, clients SHOULD assign consecutive IDs from the allocated range to messages within the same folder. One possible mechanism to achieve this is to allocate a contiguous subset of allocated IDs to each folder.

Clients MUST report IDs assigned to objects in a client replica that were deleted without ever being uploaded through [RopSynchronizationImportDeletes](#).

Clients MUST report ranges of server-allocated IDs, which will never be used for any messages in a folder, through [RopSetLocalReplicaMidsetDeleted](#). For an example, see section [3.3.4.2.2.8](#).

3.3.1.1.2 Use Online Mode ROPs

In this approach, clients MUST upload objects created in their local replica by using the regular, non-synchronization ROPs, such as [RopCreateFolder](#) or [RopCreateMessage](#), as specified in [\[MS-OXCROPS\]](#), which makes servers assign internal identifiers as usual. The following are the limitations of this mode:

- Clients do not have server-accepted identifiers for objects until after they are uploaded to a server.
- Clients do not control internal identifiers assigned to objects and changes by a server.
- Clients cannot set values of special properties, such as [PidTagLastModificationTime](#).
- Clients are entirely responsible for updating the ICS state to prevent uploaded objects from being downloaded during a subsequent synchronization download operation.

3.3.1.1.3 Foreign Identifiers

Clients MUST generate foreign identifiers to identify changes to objects in the local replica. Foreign identifiers are represented as XIDs and MUST NOT have the same byte length as GIDs; that is, the number of bytes in the **LocalId** field that follows a **NamespaceGuid** in the XID structure MUST be different from the size of GLOBCNT, which is 6 bytes. At the same time, foreign identifiers that share the same **NamespaceGuid** MUST have the same length of the **LocalId** part.

Clients MUST create foreign identifiers within the **NamespaceGuids** they generated, and MUST NOT use any REPLGUIDs returned by a server for that purpose.

Foreign identifiers MUST have the same qualities as internal identifiers: they MUST be unique, MUST NOT ever be reused and MUST be guaranteed to increase for any new change, or use a different GUID. This is important for conflict detection, as specified in section [3.1.4.1.1](#).

3.3.1.2 Synchronization Scope

To be able to perform an Incremental Change Synchronization (ICS) download of mailbox data, a client MUST subdivide all necessary synchronization work into smaller pieces, which clearly define boundaries of synchronization operations in the terms supported by the ICS protocol (see [RopSynchronizationConfigure](#), as specified in section [2.2.3.2.1.1](#)). Synchronization scope is determined by using the following variables:

- Mailbox
- **Synchronization type** (hierarchy or contents)
- Folder within the mailbox
- Restrictions on messages within the folder that are included in the scope (for contents synchronization only)

Synchronization for each of the scopes can be performed independently. For each synchronization scope, a client MUST persist the corresponding ICS state, and be sure to pass it along when configuring a synchronization operation (as specified in section [2.2.3](#)). ICS state does not reflect the synchronization scope it belongs to. Therefore, a client MUST ensure that the ICS state it passes to a server corresponds to the synchronization scope that it was originally obtained for.

Examples of synchronization scopes include the following:

- Folder hierarchy that starts with folder X
- All contents of folder Z
- All unread messages in folder Y that were received within the last three days

Note that the set of messaging objects that are considered for ICS operation can be further limited with flags, such as Normal or FAI set in the SynchronizationFlag field of [RopSynchronizationConfigure](#). However, these flags do not modify the synchronization scope; they just filter the output produced by an operation.

For example, consider the following ICS operation:

- IcsDownload(icsStateX, Normal | FAI) => (diffNormal diffFAI, icsStateZ)

This operation outputs differences for all the messages in a folder. Compare it with the following sequence of ICS operations:

1. IcsDownload(icsStateX, Normal) => (diffNormal, icsStateY)
2. IcsDownload(icsStateY, FAI) => (diffFAI, icsStateZ)

This sequence is correct and it will produce the same end result as the previous single step operation.

The following sequence, however, is incorrect, because it uses a different synchronization scope (by supplying a different value for the restriction field) for the same ICS state:

1. IcsDownload(icsStateX, Normal | FAI, {[PidTagAssociated](#) equals **FALSE**})
=> (diff1, icsStateA)
2. IcsDownload(icsStateA, Normal | FAI, {[PidTagAssociated](#) equals **TRUE**})
=> (diff2, icsStateB)

As a result, this sequence will not yield the same result:

- diff1 will contain soft deletion notifications for any previously downloaded messaging objects mentioned in icsStateX. [PidTagIdsetGiven](#), which do not have [PidTagAssociated](#) equals FALSE.
- diff2 will contain soft deletions for all messaging objects mentioned in icsStateA. [PidTagIdsetGiven](#).
- icsStateB. [PidTagIdsetGiven](#) will only contain IDs of FAI messages.

3.3.2 Timers

None.

3.3.3 Initialization

None.

3.3.4 Higher-Layer Triggered Events

None.

3.3.4.1 FastTransfer Copy Operations

3.3.4.1.1 Download

3.3.4.1.1.1 Sending a RopFastTransferSourceGetBuffer

The FastTransfer stream on download is read-only and non-seekable, and is usually generated on-the-fly. Once it is obtained, data cannot be re-queried, unless the operation is re-configured from the beginning. Even then, there is no guarantee that the content of the stream will be the same as during the previous attempt.

As streams can be very large, clients SHOULD decode portions of the FastTransfer stream as they arrive in [RopFastTransferSourceGetBuffer](#) response buffers, and then query for more of the stream when they need to.

3.3.4.1.1.2 Sending a RopTellVersion

Clients MUST pass the version exactly as it was obtained from the **EcDoConnectEx** call results. For more details about the only application scenario for this ROP, server-to-client-to-server upload, see section [3.3.4.1.2.1](#).

3.3.4.1.2 Upload

3.3.4.1.2.1 Server-to-Client-to-Server Upload

To optimize copying messaging objects between two different mailboxes on two different servers by using FastTransfer upload paired with FastTransfer download, a client can specify the **ForUpload** flag in **SendOptions**, which instructs the source server to produce a FastTransfer stream that is optimized for the destination server.

Clients MUST NOT parse the FastTransfer stream produced by the source server, as it can contain optimizations and not adhere to the grammar specified in section [2.2.4](#).

Clients MUST use the following steps to execute server-to-client-to-server copying:

1. Send one of the **RopFastTransferSourceCopy*** requests to server A to configure a FastTransfer download context, while setting the **ForUpload** flag in the **SendOptions** field.
2. Send the [RopFastTransferDestinationConfigure](#) request to server B to configure a FastTransfer upload context.
3. Send the [RopTellVersion](#) request on the FastTransfer download context with a version of server B.
4. Send the [RopTellVersion](#) request on the FastTransfer upload context with a version of server A.
5. Iteratively send [RopFastTransferSourceGetBuffer](#) requests on the FastTransfer download context followed by [RopFastTransferDestinationPutBuffer](#) requests on the FastTransfer upload context until there is no more data.
6. Release both FastTransfer contexts.

3.3.4.2 Incremental Change Synchronization

3.3.4.2.1 Retrieving the ICS State

3.3.4.2.1.1 Sending a RopSynchronizationGetTransferState

Clients only need to use the [RopSynchronizationGetTransferState](#) ROP when performing synchronization uploads, as it is the only way to obtain the ICS state maintained on the synchronization upload context.

For synchronization downloads, the final ICS state is downloaded at the end of the FastTransfer stream, and this ROP can only be used to obtain the initial ICS state and final ICS state, as an alternative to using client-side checkpointing (as specified in [\[MS-OXCSYNC\]](#) section 3.1.5.3.9.1). <25>

3.3.4.2.2 Upload

The client uploads initial ICS state and downloads the final/checkpoint ICS state when doing synchronization upload. Clients can perform a synchronization upload without uploading the initial ICS state properties into a synchronization upload context, because the behavior of the **RopSynchronizationImport*** ROPs do not depend on the initial ICS state. In that case, a server can download the changes uploaded in this session during the subsequent ICS downloads.

3.3.4.2.2.1 Sending a RopSynchronizationOpenCollector

Be sure to update the stored [PidTagIdsetGiven](#) value with internal identifiers of the objects that were imported into the server replica. These identifiers are either returned in the responses of **RopSynchronizationImport*** ROPs, or can be extracted from GIDs sent as input [PidTagSourceKey](#) values.

3.3.4.2.2.2 Sending a RopSynchronizationImportMessageChange

When uploading new messages, clients SHOULD add their MIDs to the [PidTagIdsetGiven](#) value upon successful completion of this ROP.

Note that because a server returns an empty message from [RopSynchronizationImportMessageChange](#), even when uploading changes to an existing message, this ROP can only be used to perform upload of full message changes or new messages. If a client wants to upload partial message changes, it SHOULD take them outside the synchronization upload operation, by initiating an upload by using [RopOpenMessage](#) followed by other ROPs discussed in [\[MS-OXCMSG\]](#), such as [RopSetProperties](#) and [RopModifyRecipients](#). However, these ROPs do not let the client set values to any of the properties that [RopSynchronizationImportMessageChange](#) accepts.

3.3.4.2.2.3 Sending a RopSynchronizationImportHierarchyChange

When uploading new folders, clients SHOULD update the ICS state that corresponds to the chosen synchronization scope by adding FIDs of new folders to the [PidTagIdsetGiven](#) property upon successful completion of this ROP.

3.3.4.2.2.4 Sending a RopSynchronizationImportMessageMove

When uploading new messages, clients SHOULD update the ICS state of the source folder by removing MIDs of moved messages from its [PidTagIdsetGiven](#) property. Otherwise, the client MUST

be prepared to receive deletion notifications for these messages in the source folder during the next ICS download.

3.3.4.2.2.5 Sending a RopSynchronizationImportDeletes

Clients SHOULD update the ICS state of the chosen synchronization scope by removing internal identifiers of deleted objects from its [PidTagIdsetGiven](#) property. Otherwise, clients MUST be prepared to receive deletion notifications for these messages during the next ICS download.

Clients SHOULD expect this ROP to fail if deletion of any of the objects passed in the request buffer fail, except for the common cases specified in section [2.2.3.2.4.5](#). The possibility of a failure is higher when the user has lower privileges to a mailbox – this is especially a consideration for delegate and public folder access. It is recommended that clients that use this ROP have a strategy to retry this operation, which can be a combination of the following steps:

1. Retry the ROP with the same arguments on a new synchronization upload context.
2. Retry the ROP, passing one ID at a time.
3. Retry the ROP by using online mode ROPs, like [RopDeleteFolder](#) and [RopDeleteMessages](#), as specified in [\[MS-OXCFOOLD\]](#) section 2.2.3 and [\[MS-OXCFOOLD\]](#) section 2.2.11 respectively.
4. Perform the ICS download, resolving server changes against their own pending synchronization upload context.
5. Skip an object and undo the operation in the local replica.

3.3.4.2.2.6 Sending a RopSynchronizationImportReadStateChanges

Clients SHOULD expect this ROP to fail if any read state changes on the objects passed in the request buffer fail. The possibility of a failure is higher when the user has lower privileges to a mailbox – this is especially a consideration for delegate and public folder access. Clients that use this ROP SHOULD have a strategy to retry this operation, which can be a combination of the following steps:

1. Retry the ROP with the same arguments on a new synchronization upload context.
2. Retry the ROP, passing one ID at a time.
3. Retry the ROP by using online mode ROPs, such as [RopSetMessageReadFlag](#).
4. Perform the ICS download, resolving server changes against their own pending synchronization upload context.
5. Skip an object and undo the operation in the local replica.

3.3.4.2.2.7 Sending a RopGetLocalReplicaIds

Clients SHOULD NOT allocate another batch of IDs until the one they allocated before is used up. Allocating IDs in batches of moderate size, between 0x00000200 and 0x0000FFFF, is recommended. Note that servers SHOULD impose restrictions on the number of IDs that can be allocated at one time.

3.3.4.2.2.8 Sending a RopSetLocalReplicaMidsetDeleted

The following example shows a possible implementation of the client with regards to assignment of server-allocated IDs (section [3.3.1.1.1](#)) to objects in a local replica. Clients do not have to follow the example specified in this section; it is only used to show the applicability of [RopSetLocalReplicaMidsetDeleted](#):

1. Initially, a client has no server-allocated IDs that it can assign to objects that are created when working offline, so it needs to ask a server to allocate a block of IDs by sending [RopGetLocalReplicaIds](#). The server responds with a block of IDs that the client stores in a local replica.
2. The client needs the server-allocated ID whenever it has to create a message in a folder in a local replica. For that purpose, the client associates a range of IDs previously allocated with [RopGetLocalReplicaIds](#) with a folder, so that IDs from that range can be used for new or moved items in that folder.
3. If a folder does not have a range of server-allocated IDs associated with it, because the previous range was depleted (say, [A; B]), the client would have to allocate another range (say, [C; D]) from the block obtained in step 1 and associate it with that folder.
4. After a new range [C; D] is associated with a folder, the client knows that all ids in [B+1; C-1] will never be used in that folder, because they have already been associated with other folders. Therefore, the client can send [RopSetLocalReplicaMidsetDeleted](#) for that folder with the [B+1; C-1] range.

3.3.5 Message Processing Events and Sequencing Rules

None.

3.3.6 Timer Events

None.

3.3.7 Other Local Events

None.

4 Protocol Examples

4.1 IDSET Serialization

To efficiently transfer large numbers of MIDs and FIDs that identify changed or new messaging objects, the MIDs and FIDs are serialized into an IDSET for transfer across the wire. The following example shows how to format and serialize an IDSET. Because of the variability of the GLOBSET encoding commands that are used within the serialization of an IDSET, an IDSET can be encoded in many different ways. There is no single correct way to encode a GLOBSET as long as the GLOBSET, when decoded, contains the same set of GLOBCNT values. The following is just one way to encode an IDSET.

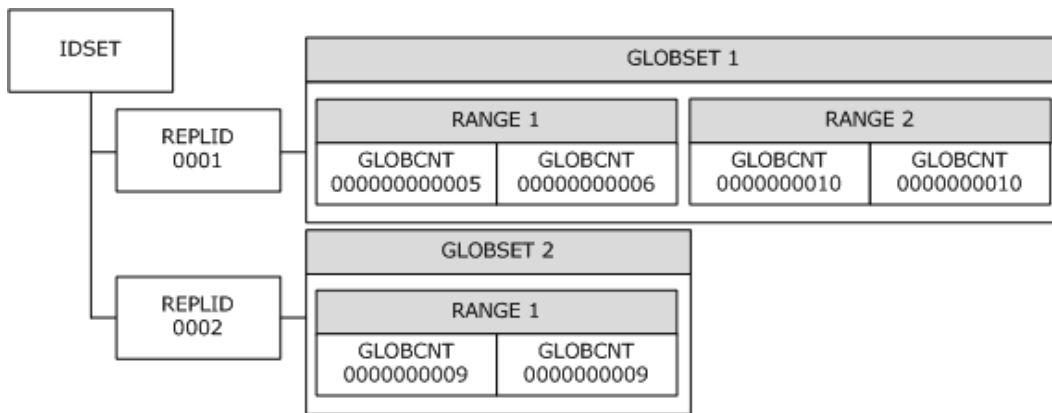
This example uses an IDSET with following four MID values:

IDSET

	Value	REPLID	GLOBCNT
MID1	01 00 00 00 00 00 00 05	0001	000000000005
MID2	01 00 00 00 00 00 00 06	0001	000000000006
MID3	01 00 00 00 00 00 00 10	0001	000000000010
MID4	02 00 00 00 00 00 00 09	0002	000000000009

The IDSET has to be properly formatted for serializations. See section [3.1.1.3.1](#) for more details about how to format an IDSET.

The following diagram represents how the IDSET has to be arranged for serialization. The individual ID values have been arranged by REPLID and the GLOBCNT values have been reduced to a GLOBSET for each REPLID. Within the GLOBSET, the GLOBCNT values are placed into contiguous ranges.



This example serializes the IDSET by using the REPLID format. See section [2.2.2.3](#) for more details about the different serialization formats of an IDSET.

For each REPLID/GLOBSET pair, the REPLID has to be added to the serialization buffer before the encoded GLOBSET. They have to be ordered based on the REPLID value where they are ordered from lowest to highest value.

The serialization buffer will resemble the following:

Serialization Buffer
01 00 <encoded GLOBSET 1> 02 00 <encoded GLOBSET 2>

GLOBSET 1 contains four GLOBCNT values; two in each GLOBCNT range. The encoding has to be performed based on the same order in which they are arranged in GLOBCNT ranges: from lowest to highest value. The following table is a list of all the GLOBCNT values in the order in which they have to be encoded.

#	GLOBCNT
1	00 00 00 00 00 05
2	00 00 00 00 00 06
3	00 00 00 00 00 10
4	00 00 00 00 00 10

Because all values have the same five bytes in common, the **Push** command can be used to push the five common bytes onto the common byte stack.

Current Encoding Buffer
05 00 00 00 00 00

Low and high GLOBCNT values in all ranges have to be evaluated in pairs. Because value 1 is close to value 2, it is possible to continue to evaluate subsequent ranges of GLOBCNT values to see if the **Bitmask** command can be used. However, values 3 and 4 are not close enough to value 1 to use the **Bitmask** command. Because only one GLOBCNT range will be put into a **Bitmask** command, either the **Bitmask** command or the **Range** command could be used. Because they both will occupy the same number of bytes in the encoded buffer, whether to use a **Bitmask** or **Range** command is an implementation decision. Both methods when decoded will result in the same GLOBCNT range. In this example, the **Range** command is used with the values 0x05 and 0x06 following it.

Current Encoding Buffer
05 00 00 00 00 00 52 05 06

This results in encodings to generate GLOBCNT values 1 and 2 if decoded. For GLOBCNT value 3 and 4, because they both have five bytes in common that are already in the common byte stack, no **Pop** or **Push** command has to be used. Because values 3 and 4 are close in value (in this particular case, they are identical), the **Bitmask** command could be used. Because there are no more GLOBCNT ranges to encode, the **Bitmask** command will only contain one range that takes 3 bytes of encoding. This is the same size a **Range** command would be to encode the same range. However, because the range is a singleton, it is more efficient to use the **Push** command to fill in the common byte stack. This will generate two identical GLOBCNT values when decoded.

Current Encoding Buffer
05 00 00 00 00 00 52 05 06 01 10

This results in encodings in the encoding buffer to generate all GLOBCNT values in the GLOBSET. To complete the encoding, an **End** command has to be added. Before the **End** command can be added, any bytes on the common byte stack have to be removed. Because all bytes on the common byte stack were pushed with a single **Push** command, only one **Pop** command is needed to remove them.

Current Encoding Buffer
05 00 00 00 00 00 52 05 06 01 10 50

The **End** command can now be added.

Current Encoding Buffer
05 00 00 00 00 00 52 05 06 01 10 50 00

The GLOBSET 1 encoding can be added to the serialization buffer to produce the following:

Serialization Buffer
01 00 05 00 00 00 00 00 52 05 06 01 10 50 00 02 00 <encoded GLOBSET 2>

The last step is to encode GLOBSET 2. GLOBSET 2 contains two GLOBCNT values. The following table is a list of all the GLOBCNT values in the order in which they have to be encoded.

#	GLOBCNT
1	00 00 00 00 00 09
2	00 00 00 00 00 09

Because both GLOBCNT values 1 and 2 are identical, the **Push** command can be used, followed by the full 6 bytes to add to the common byte stack. Because this will fill the common array, it will generate two identical GLOBCNT values when decoded, producing a singleton GLOBCNT range.

Current Encoding Buffer
06 00 00 00 00 09

We now have encodings in the encoding buffer to generate all GLOBCNT values in the GLOBSET. To complete the encoding, an **End** command has to be added.

Current Encoding Buffer
06 00 00 00 00 09 00

The GLOBSET 2 encoding can be added to the serialization buffer to produce the following:

Serialization Buffer
01 00 05 00 00 00 00 00 52 05 06 01 10 50 00 02 00 06 00 00 00 00 09 00

This completes the serialization of the IDSET.

4.2 FastTransfer Stream Produced by Contents Synchronization Download

The following example shows the sample output of a FastTransfer stream that is downloaded to a client during a contents synchronization. The download operation was configured by using the [RopSynchronizationConfigure](#) command with the following fields specified in the request buffer:

Field of the request buffer	Value
SynchronizationType	Contents
SendOptions	Unicode, RecoverMode, ForceUnicode, PartialItem<26>
SynchronizationFlag	Unicode, ReadState, FAI, Normal, NoForeignIdentifiers, BestBody, Progress
RestrictionDataSize	0
RestrictionData	< missing >
SynchronizationExtraFlag	Eid, CN, OrderByDeliveryTime

The FastTransfer stream contains the full message change for one message, message deletions, message read state changes, and the final ICS state. The following list shows the structure of the data included in this FastTransfer stream. The list shows the markers that occur in this stream in the order of their appearance. The nesting structure shows the logical relationship of the data delimited by the markers.

```

IncrSyncProgressMode
  IncrSyncProgressPerMsg
  IncrSyncChg
    IncrSyncMsg
      StartRecip
      EndToRecip
      NewAttach
        StartEmbed
          StartRecip
          EndToRecip
        EndEmbed
      EndAttach
    IncrSyncDel
    IncrSyncRead
    IncrSyncStateBegin
    IncrSyncStateEnd
  IncrSyncEnd
  
```

In the following table, certain property tags are identified as special property tags, which means that they contain 0000 for a property ID, and the meaning of the property is determined by the context of the property in the stream.

Bytes on the wire	Description
0B 00 74 40	marker IncrSyncProgressMode (4074000B [Bool])
02 01 00 00	propDef

Bytes on the wire	Description
	ProgressInformation (special) (00000102 [Binary])
20 00 00 00	length 32 (0x20)
26 00 00 00- 32 54 76 98 BE BA BE BA-BE BA BE BA EF CD AB 00- 00 00 00 00 EF CD AB 90- 78 56 34 12	varSizeValue
0B 00 75 40	marker IncrSyncProgressPerMsg (4075000B [Bool])
03 00 00 00	propDef MessageSize (special) (00000003 [Int32])
38 00 00 00	fixedSizeValue [Int32] 56
0B 00 00 00	propDef IsAssociated (special) (0000000B [Bool])
00 00	fixedSizeValue [Bool] False
03 00 12 40	marker IncrSyncChg (40120003 [Int32])
02 01 E0 65	propDef PidTagSourceKey (65E00102 [Binary])
16 00 00 00	length 22 (0x16)
19 D7 FB 0F- 06 16 A1 41 BF F6 91 C7- 63 DA A8 66 00 00 00 78- 2E 21	varSizeValueAc..f ...x.!
40 00 08 30	propDef PidTagLastModificationTime (30080040 [SysTime])
FC 65 69 CF- C0 84 C8 01	fixedSizeValue [SysTime] 2008-03-13T04:15:02.8437500

Bytes on the wire	Description
02 01 E2 65	propDef PidTagChangeKey (65E20102 [Binary])
16 00 00 00	length 22 (0x16)
19 D7 FB 0F- 06 16 A1 41 F F6 91 C7- 63 DA A8 66 00 00 00 78- 4D 1C	varSizeValueAc..f ...xM.
02 01 E3 65	propDef PidTagPredecessorChangeList (65E30102 [Binary])
17 00 00 00	length 23 (0x17)
16 19 D7 FB- 0F 06 16 A1 41 BF F6 91- C7 63 DA A8 66 00 00 00- 78 4D 1C	varSizeValue A....c.. f...xM.
0B 00 AA 67	propDef PidTagAssociated (67AA000B [Bool])
00 00	fixedSizeValue [Bool] False
14 00 4A 67	propDef PidTagMid (674A0014 [Int64])
01 00 00 00- 00 78 2E 21	fixedSizeValue [Int64] 2390980393575645185
14 00 A4 67	propDef PidTagChangeNumber (67A40014 [Int64])
01 00 00 00- 00 78 4D 1C	fixedSizeValue [Int64] 2039418147664035841
03 00 15 40	marker IncrSyncMsg (40150003 [Int32])
0B 00 02 00	propDef PidTagAlternateRecipientAllowed (0002000B [Bool])
01 00	fixedSizeValue [Bool] True

Bytes on the wire	Description
03 00 17 00	propDef PidTagImportance (00170003 [Int32])
01 00 00 00	fixedSizeValue [Int32] 1
1F 00 1A 00	propDef PidTagMessageClass (001A001F [UNICODE])
12 00 00 00	length 18 (0x12)
49 00 50 00- 4D 00 2E 00 4E 00 6F 00- 74 00 65 00 00 00	varSizeValue I.P.M... N.o.t.e. ..
0B 00 23 00	propDef PidTagOriginatorDeliveryReportRequested (0023000B [Bool])
00 00	fixedSizeValue [Bool] False
03 00 26 00	propDef PidTagPriority (00260003 [Int32])
00 00 00 00	fixedSizeValue [Int32] 0
0B 00 29 00	propDef PidTagReadReceiptRequested (0029000B [Bool])
00 00	fixedSizeValue [Bool] False
03 00 36 00	propDef PidTagSensitivity (00360003 [Int32])
00 00 00 00	fixedSizeValue [Int32] 0
1F 00 37 00	propDef PidTagSubject (0037001F [UNICODE])
26 00 00 00	length 38 (0x26)
54 00 65 00- 73 00 74 00 20 00 77 00- 69 00 74 00	varSizeValue T.e.s.t. .w.i.t.

Bytes on the wire	Description
68 00 20 00- 65 00 6D 00 62 00 65 00- 64 00 64 00 65 00 64 00- 00 00	h..e.m. b.e.d.d. e.d...
... value truncated...	
40 00 39 00	propDef PidTagClientSubmitTime (00390040 [SysTime])
80 BA A7 B7- BC 84 C8 01	fixedSizeValue [SysTime] 2008-03-13T03:45:45.0000000
02 01 3B 00	propDef PidTagSentRepresentingSearchKey (003B0102 [Binary])
60 00 00 00	length 96 (0x60)
45 58 3A 2F- 4F 3D 46 49 52 53 54 20- 4F 52 47 41 4E 49 5A 41- 54 49 4F 4E 2F 4F 55 3D- 45 58 43 48 41 4E 47 45- 20 41 44 4D	varSizeValue EX:/O=FI RST ORGA NIZATION /OU=EXCH ANGE ADM
... value truncated...	
1F 00 3D 00	propDef PidTagSubjectPrefix (003D001F [UNICODE])
02 00 00 00	length 2 (0x2)
00 00	varSizeValue ..
02 01 3F 00	propDef PidTagReceivedByEntryId (003F0102 [Binary])
79 00 00 00	length 121 (0x79)
00 00 00 00- DC A7 40 C8 C0 42 10 1A-	varSizeValue@. .B.....

Bytes on the wire	Description
B4 B9 08 00 2B 2F E1 82- 01 00 00 00 00 00 00 00- 2F 4F 3D 46 49 52 53 54- 20 4F 52 47	+/..... .../O=F IRST ORG
... value truncated...	
1F 00 40 00	propDef PidTagReceivedByName (0040001F [UNICODE])
06 00 00 00	length 6 (0x6)
74 00 31 00- 00 00	varSizeValue t.1...
02 01 41 00	propDef PidTagSentRepresentingEntryId (00410102 [Binary])
79 00 00 00	length 121 (0x79)
00 00 00 00- DC A7 40 C8 C0 42 10 1A- B4 B9 08 00 2B 2F E1 82- 01 00 00 00 00 00 00 00- 2F 4F 3D 46 49 52 53 54- 20 4F 52 47	varSizeValue@. .B..... +/..... .../O=F IRST ORG
... value truncated...	
1F 00 42 00	propDef PidTagSentRepresentingName (0042001F [UNICODE])
06 00 00 00	length 6 (0x6)
74 00 31 00- 00 00	varSizeValue t.1...
02 01 43 00	propDef PidTagReceivedRepresentingEntryId (00430102 [Binary])
79 00 00 00	length 121 (0x79)

Bytes on the wire	Description
00 00 00 00- DC A7 40 C8 C0 42 10 1A- B4 B9 08 00 2B 2F E1 82- 01 00 00 00 00 00 00 00- 2F 4F 3D 46 49 52 53 54- 20 4F 52 47	varSizeValue@. .B..... +/./O=F IRST ORG
... value truncated...	
1F 00 44 00	propDef PidTagReceivedRepresentingName (0044001F [UNICODE])
06 00 00 00	length 6 (0x6)
74 00 31 00- 00 00	varSizeValue t.1...
02 01 51 00	propDef PidTagReceivedBySearchKey (00510102 [Binary])
60 00 00 00	length 96 (0x60)
45 58 3A 2F- 4F 3D 46 49 52 53 54 20- 4F 52 47 41 4E 49 5A 41- 54 49 4F 4E 2F 4F 55 3D- 45 58 43 48 41 4E 47 45- 20 41 44 4D	varSizeValue EX:/O=FI RST ORGA NIZATION /OU=EXCH ANGE ADM
... value truncated...	
02 01 52 00	propDef PidTagReceivedRepresentingSearchKey (00520102 [Binary])
60 00 00 00	length 96 (0x60)
45 58 3A 2F- 4F 3D 46 49 52 53 54 20- 4F 52 47 41 4E 49 5A 41-	varSizeValue EX:/O=FI RST ORGA NIZATION

Bytes on the wire	Description
54 49 4F 4E 2F 4F 55 3D- 45 58 43 48 41 4E 47 45- 20 41 44 4D	/OU=EXCH ANGE ADM
... value truncated...	
1F 00 64 00	propDef PidTagSentRepresentingAddressType (0064001F [UNICODE])
06 00 00 00	length 6 (0x6)
45 00 58 00- 00 00	varSizeValue E.X...
1F 00 65 00	propDef PidTagSentRepresentingEmailAddress (0065001F [UNICODE])
BA 00 00 00	length 186 (0xBA)
2F 00 4F 00- 3D 00 46 00 49 00 52 00- 53 00 54 00 20 00 4F 00- 52 00 47 00 41 00 4E 00- 49 00 5A 00 41 00 54 00- 49 00 4F 00	varSizeValue /.O.=.F. I.R.S.T. .O.R.G. A.N.I.Z. A.T.I.O.
... value truncated...	
1F 00 70 00	propDef PidTagConversationTopic (0070001F [UNICODE])
26 00 00 00	length 38 (0x26)
54 00 65 00- 73 00 74 00 20 00 77 00- 69 00 74 00 68 00 20 00- 65 00 6D 00 62 00 65 00- 64 00 64 00 65 00 64 00- 00 00	varSizeValue T.e.s.t. .w.i.t. h..e.m. b.e.d.d. e.d...

Bytes on the wire	Description
... value truncated...	
02 01 71 00	propDef PidTagConversationIndex (00710102 [Binary])
16 00 00 00	length 22 (0x16)
01 C8 84 BC- B6 CB 8A CC 1E B8 32 77- 43 2B A1 C6 83 9A 4A F4- BC 14	varSizeValue2wC+.. ..J...
1F 00 75 00	propDef PidTagReceivedByAddressType (0075001F [UNICODE])
06 00 00 00	length 6 (0x6)
45 00 58 00- 00 00	varSizeValue E.X...
1F 00 76 00	propDef PidTagReceivedByEmailAddress (0076001F [UNICODE])
BA 00 00 00	length 186 (0xBA)
2F 00 4F 00- 3D 00 46 00 49 00 52 00- 53 00 54 00 20 00 4F 00- 52 00 47 00 41 00 4E 00- 49 00 5A 00 41 00 54 00- 49 00 4F 00	varSizeValue /.O.=.F. I.R.S.T. .O.R.G. A.N.I.Z. A.T.I.O.
... value truncated...	
1F 00 77 00	propDef PidTagReceivedRepresentingAddressType (0077001F [UNICODE])
06 00 00 00	length 6 (0x6)
45 00 58 00- 00 00	varSizeValue E.X...

Bytes on the wire	Description
1F 00 78 00	propDef PidTagReceivedRepresentingEmailAddress (0078001F [UNICODE])
BA 00 00 00	length 186 (0xBA)
2F 00 4F 00- 3D 00 46 00 49 00 52 00- 53 00 54 00 20 00 4F 00- 52 00 47 00 41 00 4E 00- 49 00 5A 00 41 00 54 00- 49 00 4F 00	varSizeValue /.O.=.F. I.R.S.T. .O.R.G. A.N.I.Z. A.T.I.O.
... value truncated...	
1F 00 7D 00	propDef PidTagTransportMessageHeaders (007D001F [UNICODE])
E8 06 00 00	length 1768 (0x6E8)
52 00 65 00- 63 00 65 00 69 00 76 00- 65 00 64 00 3A 00 20 00- 66 00 72 00 6F 00 6D 00- 20 00 45 00 58 00 43 00- 48 00 2D 00	varSizeValue R.e.c.e. i.v.e.d. ...f.r. o.m..E. X.C.H.-.
... value truncated...	
02 01 7F 00	propDef PidTagTnefCorrelationKey (007F0102 [Binary])
56 00 00 00	length 86 (0x56)
3C 31 39 44- 37 46 42 30 46 30 36 31- 36 41 31 34 31 42 46 46- 36 39 31 43 37 36 33 44-	varSizeValue <19D7FB0 F0616A14 1BFF691C 763DAA86 67844B7@

Bytes on the wire	Description
41 41 38 36 36 37 38 34- 34 42 37 40	
... value truncated...	
02 01 19 0C	propDef PidTagSenderEntryId (0C190102 [Binary])
79 00 00 00	length 121 (0x79)
00 00 00 00- DC A7 40 C8 C0 42 10 1A- B4 B9 08 00 2B 2F E1 82- 01 00 00 00 00 00 00 00- 2F 4F 3D 46 49 52 53 54- 20 4F 52 47	varSizeValue@. .B..... +/./O=F IRST ORG
... value truncated...	
1F 00 1A 0C	propDef PidTagSenderName (0C1A001F [UNICODE])
06 00 00 00	length 6 (0x6)
74 00 31 00- 00 00	varSizeValue t.1...
02 01 1D 0C	propDef PidTagSenderSearchKey (0C1D0102 [Binary])
60 00 00 00	length 96 (0x60)
45 58 3A 2F- 4F 3D 46 49 52 53 54 20- 4F 52 47 41 4E 49 5A 41- 54 49 4F 4E 2F 4F 55 3D- 45 58 43 48 41 4E 47 45- 20 41 44 4D	varSizeValue EX:/O=FI RST ORGA NIZATION /OU=EXCH ANGE ADM
... value truncated...	

Bytes on the wire	Description
1F 00 1E 0C	propDef PidTagSenderAddressType (0C1E001F [UNICODE])
06 00 00 00	length 6 (0x6)
45 00 58 00- 00 00	varSizeValue E.X...
1F 00 1F 0C	propDef PidTagSenderEmailAddress (0C1F001F [UNICODE])
BA 00 00 00	length 186 (0xBA)
2F 00 4F 00- 3D 00 46 00 49 00 52 00- 53 00 54 00 20 00 4F 00- 52 00 47 00 41 00 4E 00- 49 00 5A 00 41 00 54 00- 49 00 4F 00	varSizeValue /.O.=.F. I.R.S.T. .O.R.G. A.N.I.Z. A.T.I.O.
... value truncated...	
03 00 D3 83- 03 20 06 00 00 00 00 00- C0 00 00 00 00 00 00 46- 00 2A 81 00 00	propDef PidLidTaskAcceptanceState (0x812A [PSETID_Task]) [Int32]
00 00 00 00	fixedSizeValue [Int32] 0
0B 00 D2 83- 03 20 06 00 00 00 00 00- C0 00 00 00 00 00 00 46- 00 2C 81 00 00	propDef PidLidTaskFFixOffline (0x812C [PSETID_Task]) [Bool]
00 00	fixedSizeValue [Bool] False
0B 00 D1 83-	propDef

Bytes on the wire	Description
03 20 06 00 00 00 00 00- C0 00 00 00 00 00 00 46- 00 24 81 00 00	PidLidTaskNoCompute (0x8124 [PSETID_Task]) [Bool]
00 00	fixedSizeValue [Bool] False
40 00 06 0E	propDef PidTagMessageDeliveryTime (0E060040 [SysTime])
80 E7 D8 B8- BC 84 C8 01	fixedSizeValue [SysTime] 2008-03-13T03:45:47.0000000
03 00 07 0E	propDef PidTagMessageFlags (0E070003 [Int32])
31 00 00 00	fixedSizeValue [Int32] 49
03 00 CE 83- 03 20 06 00 00 00 00 00- C0 00 00 00 00 00 00 46- 00 29 81 00 00	propDef PidLidTaskOwnership (0x8129 [PSETID_Task]) [Int32]
00 00 00 00	fixedSizeValue [Int32] 0
03 00 17 0E	propDef PidTagMessageStatus (0E170003 [Int32])
00 00 00 00	fixedSizeValue [Int32] 0
03 00 D0 83- 03 20 06 00 00 00 00 00- C0 00 00 00 00 00 00 46- 00 11 81 00 00	propDef PidLidTaskEstimatedEffort (0x8111 [PSETID_Task]) [Int32]
00 00 00 00	fixedSizeValue [Int32] 0
1F 00 1D 0E	propDef

Bytes on the wire	Description
	PidTagNormalizedSubject (0E1D001F [UNICODE])
26 00 00 00	length 38 (0x26)
54 00 65 00- 73 00 74 00 20 00 77 00- 69 00 74 00 68 00 20 00- 65 00 6D 00 62 00 65 00- 64 00 64 00 65 00 64 00- 00 00	varSizeValue T.e.s.t. .w.i.t. h..e.m. b.e.d.d. e.d...
... value truncated...	
0B 00 1F 0E	propDef PidTagRtfInSync (0E1F000B [Bool])
01 00	fixedSizeValue [Bool] True
03 00 23 0E	propDef PidTagInternetArticleNumber (0E230003 [Int32])
26 00 00 00	fixedSizeValue [Int32] 38
03 00 79 0E	propDef PidTagTrustSender (0E790003 [Int32])
01 00 00 00	fixedSizeValue [Int32] 1
03 00 CF 83- 03 20 06 00 00 00 00 00- C0 00 00 00 00 00 00 46- 00 10 81 00 00	propDef PidLidTaskActualEffort (0x8110 [PSETID_Task]) [Int32]
00 00 00 00	fixedSizeValue [Int32] 0
03 00 F7 0F	propDef PidTagAccessLevel (0FF70003 [Int32])
00 00 00 00	fixedSizeValue [Int32] 0

Bytes on the wire	Description
1F 00 CD 83- 03 20 06 00 00 00 00 00- C0 00 00 00 00 00 00 46- 00 21 81 00 00	propDef PidLidTaskAssigner (0x8121 [PSETID_Task]) [UNICODE]
02 00 00 00	length 2 (0x2)
00 00	varSizeValue ..
03 00 CC 83- 03 20 06 00 00 00 00 00- C0 00 00 00 00 00 00 46- 00 23 81 00 00	propDef PidLidTaskOrdinal (0x8123 [PSETID_Task]) [Int32]
FF FF FF 7F	fixedSizeValue [Int32] 2147483647
1F 00 35 10	propDef PidTagInternetMessageId (1035001F [UNICODE])
AC 00 00 00	length 172 (0xAC)
3C 00 31 00- 39 00 44 00 37 00 46 00- 42 00 30 00 46 00 30 00- 36 00 31 00 36 00 41 00- 31 00 34 00 31 00 42 00- 46 00 46 00	varSizeValue <.1.9.D. 7.F.B.0. F.0.6.1. 6.A.1.4. 1.B.F.F.
... value truncated...	
03 00 80 10	propDef PidTagIconIndex (10800003 [Int32])
FF FF FF FF	fixedSizeValue [Int32] -1
40 00 07 30	propDef

Bytes on the wire	Description
	PidTagCreationTime (30070040 [SysTime])
A2 DA EF B9-BC 84 C8 01	fixedSizeValue [SysTime] 2008-03-13T03:45:48.8281250
40 00 08 30	propDef PidTagLastModificationTime (30080040 [SysTime])
FC 65 69 CF-C0 84 C8 01	fixedSizeValue [SysTime] 2008-03-13T04:15:02.8437500
02 01 0B 30	propDef PidTagSearchKey (300B0102 [Binary])
10 00 00 00	length 16 (0x10)
6B 3B AA B8-C7 83 78 4E 80 8E F2 DE-04 82 C8 EB	varSizeValue k;....xN
0B 00 40 3A	propDef PidTagSendRichInfo (3A40000B [Bool])
01 00	fixedSizeValue [Bool] True
03 00 DE 3F	propDef PidTagInternetCodepage (3FDE0003 [Int32])
9F 4E 00 00	fixedSizeValue [Int32] 20127
03 00 F1 3F	propDef PidTagMessageLocaleId (3FF10003 [Int32])
09 04 00 00	fixedSizeValue [Int32] 1033
03 00 FD 3F	propDef PidTagMessageCodepage (3FFD0003 [Int32])
E3 04 00 00	fixedSizeValue [Int32] 1251
03 00 19 40	propDef PidTagSenderFlags (40190003 [Int32])
00 00 00 00	fixedSizeValue [Int32] 0

Bytes on the wire	Description
03 00 1A 40	propDef PidTagSentRepresentingFlags (401A0003 [Int32])
00 00 00 00	fixedSizeValue [Int32] 0
03 00 1B 40	propDef PidTagReceivedByFlags (401B0003 [Int32])
00 00 00 00	fixedSizeValue [Int32] 0
03 00 1C 40	propDef PidTagReceivedRepresentingFlags (401C0003 [Int32])
00 00 00 00	fixedSizeValue [Int32] 0
03 00 76 40	propDef PidTagContentFilterSpamConfidenceLevel (40760003 [Int32])
FF FF FF FF	fixedSizeValue [Int32] -1
03 00 02 59	propDef PidTagInternetMailOverrideFormat (59020003 [Int32])
00 00 16 00	fixedSizeValue [Int32] 1441792
03 00 09 59	propDef PidTagMessageEditorFormat (59090003 [Int32])
02 00 00 00	fixedSizeValue [Int32] 2
03 00 C6 65	propDef PidTagSecureSubmitFlags (65C60003 [Int32])
02 00 00 00	fixedSizeValue [Int32] 2
1F 00 D4 83- 03 20 06 00 00 00 00 00- C0 00 00 00 00 00 00 46- 00 27 81 00 00	propDef PidLidTaskRole (0x8127 [PSETID_Task]) [UNICODE]
02 00 00 00	length

Bytes on the wire	Description
	2 (0x2)
00 00	varSizeValue ..
0B 00 D5 83- 03 20 06 00 00 00 00 00- C0 00 00 00 00 00 00 46- 00 03 81 00 00	propDef PidLidTeamTask (0x8103 [PSETID_Task]) [Bool]
00 00	fixedSizeValue [Bool] False
0B 00 D6 83- 03 20 06 00 00 00 00 00- C0 00 00 00 00 00 00 46- 00 26 81 00 00	propDef PidLidTaskFREcurring (0x8126 [PSETID_Task]) [Bool]
00 00	fixedSizeValue [Bool] False
03 00 00 80- 08 20 06 00 00 00 00 00- C0 00 00 00 00 00 00 46- 00 52 85 00 00	propDef PidLidCurrentVersion (0x8552 [PSETID_Common]) [Int32]
04 ED 01 00	fixedSizeValue [Int32] 126212
1F 00 01 80- 08 20 06 00 00 00 00 00- C0 00 00 00 00 00 00 46- 00 54 85 00 00	propDef PidLidCurrentVersionName (0x8554 [PSETID_Common]) [UNICODE]
0A 00 00 00	length 10 (0xA)
31 00 32 00- 2E 00 30 00	varSizeValue 1.2...0.

Bytes on the wire	Description
00 00	..
03 00 02 80- 08 20 06 00 00 00 00 00- C0 00 00 00 00 00 00 46- 00 10 85 00 00	propDef PidLidSideEffects (0x8510 [PSETID_Common]) [Int32]
00 00 00 00	fixedSizeValue [Int32] 0
0B 00 08 80- 08 20 06 00 00 00 00 00- C0 00 00 00 00 00 00 46- 00 03 85 00 00	propDef PidLidReminderSet (0x8503 [PSETID_Common]) [Bool]
00 00	fixedSizeValue [Bool] False
1F 10 0C 80- 29 03 02 00 00 00 00 00- C0 00 00 00 00 00 00 46- 01 4B 00 65 00 79 00 77- 00 6F 00 72 00 64 00 73- 00 00 00	propDef PidNameKeywords (Keywords [PS_PUBLIC_STRINGS]) [MultiValueUnicode]
02 00 00 00	length 2 (0x2)
1C 00 00 00	length 28 (0x1C)
42 00 6C 00- 75 00 65 00 20 00 43 00- 61 00 74 00 65 00 67 00- 6F 00 72 00 79 00 00 00	varSizeValue B.l.u.e. .C.a.t. e.g.o.r. Y...
20 00 00 00	length 32 (0x20)

Bytes on the wire	Description
59 00 65 00- 6C 00 6C 00 6F 00 77 00- 20 00 43 00 61 00 74 00- 65 00 67 00 6F 00 72 00- 79 00 00 00	varSizeValue Y.e.l.l. o.w..C. a.t.e.g. o.f.Y...
0B 00 4D 81- 08 20 06 00 00 00 00 00- C0 00 00 00 00 00 00 46- 00 0E 85 00 00	propDef PidLidAgingDontAgeMe (0x850E [PSETID_Common]) [Bool]
00 00	fixedSizeValue [Bool] False
03 00 84 81- 08 20 06 00 00 00 00 00- C0 00 00 00 00 00 00 46- 00 18 85 00 00	propDef PidLidTaskMode (0x8518 [PSETID_Common]) [Int32]
00 00 00 00	fixedSizeValue [Int32] 0
0B 00 4B 82- 08 20 06 00 00 00 00 00- C0 00 00 00 00 00 00 46- 00 06 85 00 00	propDef PidLidPrivate (0x8506 [PSETID_Common]) [Bool]
00 00	fixedSizeValue [Bool] False
1F 00 4D 82- 08 20 06 00 00 00 00 00- C0 00 00 00 00 00 00 46- 00 80 85 00 00	propDef PidLidInternetAccountName (0x8580 [PSETID_Common]) [UNICODE]
26 00 00 00	length

Bytes on the wire	Description
	38 (0x26)
4D 00 69 00- 63 00 72 00 6F 00 73 00- 6F 00 66 00 74 00 20 00- 45 00 78 00 63 00 68 00- 61 00 6E 00 67 00 65 00- 00 00	varSizeValue M.i.c.r. o.s.o.f. t..E.x. c.h.a.n. g.e...
... value truncated...	
1F 00 4E 82- 08 20 06 00 00 00 00 00- C0 00 00 00 00 00 00 46- 00 81 85 00 00	propDef PidLidInternetAccountStamp (0x8581 [PSETID_Common]) [UNICODE]
E4 00 00 00	length 228 (0xE4)
30 00 30 00- 30 00 30 00 30 00 30 00- 30 00 32 00 01 00 45 00- 58 00 43 00 48 00 2D 00- 43 00 4C 00 49 00 2D 00- 31 00 38 00	varSizeValue 0.0.0.0. 0.0.0.2. ..E.X.C. H.-.C.L. I.-.1.8.
... value truncated...	
0B 00 4F 82- 08 20 06 00 00 00 00 00- C0 00 00 00 00 00 00 46- 00 82 85 00 00	propDef PidLidUserTnef (0x8582 [PSETID_Common]) [Bool]
00 00	fixedSizeValue [Bool] False
03 00 A8 83- 08 20 06 00	propDef PidLidReminderDelta (0x8501 [PSETID_Common]) [Int32]

Bytes on the wire	Description
00 00 00 00- C0 00 00 00 00 00 00 46- 00 01 85 00 00	
00 00 00 00	fixedSizeValue [Int32] 0
03 00 AD 83- 03 20 06 00 00 00 00 00- C0 00 00 00 00 00 00 46- 00 01 81 00 00	propDef PidLidTaskStatus (0x8101 [PSETID_Task]) [Int32]
00 00 00 00	fixedSizeValue [Int32] 0
05 00 AE 83- 03 20 06 00 00 00 00 00- C0 00 00 00 00 00 00 46- 00 02 81 00 00	propDef PidLidPercentComplete (0x8102 [PSETID_Task]) [Double]
00 00 00 00- 00 00 00 00	fixedSizeValue [Double] 0
0B 00 B0 83- 03 20 06 00 00 00 00 00- C0 00 00 00 00 00 00 46- 00 1C 81 00 00	propDef PidLidTaskComplete (0x811C [PSETID_Task]) [Bool]
00 00	fixedSizeValue [Bool] False
03 00 CA 83- 03 20 06 00 00 00 00 00- C0 00 00 00 00 00 00 46- 00 13 81 00 00	propDef PidLidTaskState (0x8113 [PSETID_Task]) [Int32]
01 00 00 00	fixedSizeValue

Bytes on the wire	Description
	[Int32] 1
03 00 CB 83- 03 20 06 00 00 00 00 00- C0 00 00 00 00 00 00 46- 00 12 81 00 00	propDef PidLidTaskVersion (0x8112 [PSETID_Task]) [Int32]
01 00 00 00	fixedSizeValue [Int32] 1
02 01 13 10	propDef PidTagBodyHtml (10130102 [Binary])
58 06 00 00	length 1624 (0x658)
3C 68 74 6D- 6C 20 78 6D 6C 6E 73 3A- 76 3D 22 75 72 6E 3A 73- 63 68 65 6D 61 73 2D 6D- 69 63 72 6F 73 6F 66 74- 2D 63 6F 6D	varSizeValue <html xm lns:v="u rn:schem as-micro soft-com
... value truncated...	
03 00 16 40	propDef PidTagFXDelProp (40160003 [Int32])
0D 00 12 0E	fixedSizeValue PidTagMessageRecipients (0E12000D [Object])
03 00 03 40	marker StartRecip (40030003 [Int32])
03 00 00 30	propDef PidTagRowid (30000003 [Int32])
00 00 00 00	fixedSizeValue [Int32] 0
1F 00 02 30	propDef PidTagAddressType (3002001F [UNICODE])
06 00 00 00	length 6 (0x6)

Bytes on the wire	Description
45 00 58 00-00 00	varSizeValue E.X...
1F 00 03 30	propDef PidTagEmailAddress (3003001F [UNICODE])
BA 00 00 00	length 186 (0xBA)
2F 00 4F 00-3D 00 46 00 49 00 52 00-53 00 54 00 20 00 4F 00-52 00 47 00 41 00 4E 00-49 00 5A 00 41 00 54 00-49 00 4F 00	varSizeValue /.O.=.F. I.R.S.T. .O.R.G. A.N.I.Z. A.T.I.O.
... value truncated...	
1F 00 01 30	propDef PidTagDisplayName (3001001F [UNICODE])
06 00 00 00	length 6 (0x6)
74 00 31 00-00 00	varSizeValue t.1...
02 01 F6 0F	propDef PidTagInstanceKey (0FF60102 [Binary])
04 00 00 00	length 4 (0x4)
00 00 00 00	varSizeValue
03 00 15 0C	propDef PidTagRecipientType (0C150003 [Int32])
01 00 00 00	fixedSizeValue [Int32] 1
02 01 FF 0F	propDef PidTagEntryId (0FFF0102 [Binary])
79 00 00 00	length 121 (0x79)

Bytes on the wire	Description
00 00 00 00- DC A7 40 C8 C0 42 10 1A- B4 B9 08 00 2B 2F E1 82- 01 00 00 00 00 00 00 00- 2F 4F 3D 46 49 52 53 54- 20 4F 52 47	varSizeValue@. .B..... +/./O=F IRST ORG
... value truncated...	
02 01 0B 30	propDef PidTagSearchKey (300B0102 [Binary])
60 00 00 00	length 96 (0x60)
45 58 3A 2F- 4F 3D 46 49 52 53 54 20- 4F 52 47 41 4E 49 5A 41- 54 49 4F 4E 2F 4F 55 3D- 45 58 43 48	varSizeValue EX:/O=FI RST ORGA NIZATION /OU=EXCH
... value truncated...	
1F 00 20 3A	propDef PidTagTransmittableDisplayName (3A20001F [UNICODE])
06 00 00 00	length 6 (0x6)
74 00 31 00- 00 00	varSizeValue t.1...
0B 00 0F 0E	propDef PidTagResponsibility (0E0F000B [Bool])
01 00	fixedSizeValue [Bool] True
0B 00 40 3A	propDef PidTagSendRichInfo (3A40000B [Bool])
01 00	fixedSizeValue [Bool] True
03 00 FD 5F	propDef

Bytes on the wire	Description
	PidTagRecipientFlags (5FFD0003 [Int32])
01 00 00 00	fixedSizeValue [Int32] 1
02 01 F7 5F	propDef PidTagRecipientEntryId (5FF70102 [Binary])
79 00 00 00	length 121 (0x79)
00 00 00 00- DC A7 40 C8 C0 42 10 1A- B4 B9 08 00 2B 2F E1 82- 01 00 00 00 00 00 00 00- 2F 6F 3D 46 69 72 73 74- 20 4F 72 67	varSizeValue@. .B..... +/. /o=F irst Org
... value truncated...	
1F 00 FE 39	propDef PidTagPrimarySmtpAddress (39FE001F [UNICODE])
46 00 00 00	length 70 (0x46)
74 00 31 00- 40 00 65 00 75 00 6D 00- 61 00 72 00 75 00 2D 00- 64 00 6F 00 6D 00 2E 00- 65 00 78 00 74 00 65 00- 73 00 74 00	varSizeValue t.1.@.e. u.m.a.r. u.-.d.o. m...e.x. t.e.s.t.
... value truncated...	
03 00 05 39	propDef PidTagDisplayTypeEx (39050003 [Int32])
00 00 00 40	fixedSizeValue [Int32] 1073741824
03 00 00 39	propDef PidTagDisplayType (39000003 [Int32])

Bytes on the wire	Description
00 00 00 00	fixedSizeValue [Int32] 0
03 00 FE 0F	propDef PidTagObjectType (0FFE0003 [Int32])
06 00 00 00	fixedSizeValue [Int32] 6
1F 00 FF 39	propDef PidTag7BitDisplayName (39FF001F [UNICODE])
06 00 00 00	length 6 (0x6)
74 00 31 00- 00 00	varSizeValue t.1...
1F 00 00 3A	propDef PidTagAccount (3A00001F [UNICODE])
06 00 00 00	length 6 (0x6)
74 00 31 00- 00 00	varSizeValue t.1...
03 00 FF 5F	propDef PidTagRecipientTrackStatus (5FFF0003 [Int32])
00 00 00 00	fixedSizeValue [Int32] 0
03 00 DE 5F	propDef PidTagRecipientResourceState (5FDE0003 [Int32])
00 00 00 00	fixedSizeValue [Int32] 0
1F 00 F6 5F	propDef PidTagRecipientDisplayName (5FF6001F [UNICODE])
06 00 00 00	length 6 (0x6)
74 00 31 00- 00 00	varSizeValue t.1...
03 00 DF 5F	propDef PidTagRecipientOrder (5FDF0003 [Int32])
00 00 00 00	fixedSizeValue

Bytes on the wire	Description
	[Int32] 0
03 00 04 40	marker EndToRecip (40040003 [Int32])
03 00 16 40	propDef PidTagFXDelProp (40160003 [Int32])
0D 00 13 0E	FixedSizeValue PidTagMessageAttachments (0E13000D [Object])
03 00 00 40	marker NewAttach (40000003 [Int32])
03 00 21 0E	propDef PidTagAttachNumber (0E210003 [Int32])
00 00 00 00	marker [Int32] 0
02 01 02 37	propDef PidTagAttachEncoding (37020102 [Binary])
00 00 00 00	length 0 (0x0)
03 00 0B 37	propDef PidTagRenderingPosition (370B0003 [Int32])
FF FF FF FF	fixedSizeValue [Int32] -1
03 00 20 0E	propDef PidTagAttachSize (0E200003 [Int32])
E7 15 00 00	fixedSizeValue [Int32] 5607
03 00 F7 0F	propDef PidTagAccessLevel (0FF70003 [Int32])
00 00 00 00	fixedSizeValue [Int32] 0
40 00 07 30	propDef PidTagCreationTime (30070040 [SysTime])
E2 EA E3 B1- BC 84 C8 01	fixedSizeValue [SysTime] 2008-03-13T03:45:35.3281250
40 00 08 30	propDef PidTagLastModificationTime (30080040 [SysTime])

Bytes on the wire	Description
E2 EA E3 B1- BC 84 C8 01	fixedSizeValue [SysTime] 2008-03-13T03:45:35.3281250
03 00 05 37	propDef PidTagAttachMethod (37050003 [Int32])
05 00 00 00	fixedSizeValue [Int32] 5
02 01 09 37	propDef PidTagAttachRendering (37090102 [Binary])
B8 0D 00 00	length 3512 (0xDB8)
01 00 09 00- 00 03 DC 06 00 00 00 00- 21 06 00 00 00 00 05 00- 00 00 09 02 00 00 00 00- 05 00 00 00 01 02 FF FF- FF 00 A5 00	varSizeValue!...
... value truncated...	
03 00 14 37	propDef PidTagAttachFlags (37140003 [Int32])
00 00 00 00	fixedSizeValue [Int32] 0
0B 00 FE 7F	propDef PidTagAttachmentHidden (7FFE000B [Bool])
00 00	fixedSizeValue [Bool] False
1F 00 04 37	propDef PidTagAttachFilename (3704001F [UNICODE])
0E 00 00 00	length 14 (0xE)
54 00 65 00- 73 00 74 00 20 00 31 00- 00 00	varSizeValue T.e.s.t. .1...
0B 00 FF 7F	propDef

Bytes on the wire	Description
	PidTagAttachmentContactPhoto (7FFF000B [Bool])
00 00	fixedSizeValue [Bool] False
1F 00 01 30	propDef PidTagDisplayName (3001001F [UNICODE])
0E 00 00 00	length 14 (0xE)
54 00 65 00- 73 00 74 00 20 00 31 00- 00 00	varSizeValue T.e.s.t. .1...
02 01 F9 0F	propDef PidTagRecordKey (0FF90102 [Binary])
04 00 00 00	length 4 (0x4)
00 00 00 00	varSizeValue
03 00 01 40	marker StartEmbed (40010003 [Int32])
14 00 4A 67	propDef PidTagMid (674A0014 [Int64])
01 00 00 00- 00 78 48 C1	fixedSizeValue [Int64] -4519230284670959615
0B 00 02 00	propDef PidTagAlternateRecipientAllowed (0002000B [Bool])
01 00	fixedSizeValue [Bool] True
03 00 17 00	propDef PidTagImportance (00170003 [Int32])
01 00 00 00	fixedSizeValue [Int32] 1
1F 00 1A 00	propDef PidTagMessageClass (001A001F [UNICODE])
12 00 00 00	length 18 (0x12)

Bytes on the wire	Description
49 00 50 00- 4D 00 2E 00 4E 00 6F 00- 74 00 65 00 00 00	varSizeValue I.P.M... N.o.t.e. ..
0B 00 23 00	propDef PidTagOriginatorDeliveryReportRequested (0023000B [Bool])
00 00	fixedSizeValue [Bool] False
03 00 26 00	propDef PidTagPriority (00260003 [Int32])
00 00 00 00	fixedSizeValue [Int32] 0
0B 00 29 00	propDef PidTagReadReceiptRequested (0029000B [Bool])
00 00	fixedSizeValue [Bool] False
03 00 36 00	propDef PidTagSensitivity (00360003 [Int32])
00 00 00 00	fixedSizeValue [Int32] 0
1F 00 37 00	propDef PidTagSubject (0037001F [UNICODE])
0E 00 00 00	length 14 (0xE)
54 00 65 00- 73 00 74 00 20 00 31 00- 00 00	varSizeValue T.e.s.t. .1...
40 00 39 00	propDef PidTagClientSubmitTime (00390040 [SysTime])
00 B4 A1 9D- 8B 84 C8 01	fixedSizeValue [SysTime] 2008-03-12T21:54:16.0000000
02 01 3B 00	propDef PidTagSentRepresentingSearchKey (003B0102 [Binary])
60 00 00 00	length 96 (0x60)

Bytes on the wire	Description
45 58 3A 2F- 4F 3D 46 49 52 53 54 20- 4F 52 47 41 4E 49 5A 41- 54 49 4F 4E 2F 4F 55 3D- 45 58 43 48 41 4E 47 45- 20 41 44 4D	varSizeValue EX:/O=FI RST ORGA NIZATION /OU=EXCH ANGE ADM
... value truncated...	
1F 00 3D 00	propDef PidTagSubjectPrefix (003D001F [UNICODE])
02 00 00 00	length 2 (0x2)
00 00	varSizeValue ..
02 01 3F 00	propDef PidTagReceivedByEntryId (003F0102 [Binary])
79 00 00 00	length 121 (0x79)
00 00 00 00- DC A7 40 C8 C0 42 10 1A- B4 B9 08 00 2B 2F E1 82- 01 00 00 00 00 00 00 00- 2F 4F 3D 46 49 52 53 54- 20 4F 52 47	varSizeValue@. .B..... +/./O=F IRST ORG
... value truncated...	
1F 00 40 00	propDef PidTagReceivedByName (0040001F [UNICODE])
06 00 00 00	length 6 (0x6)
74 00 31 00- 00 00	varSizeValue t.1...
02 01 41 00	propDef

Bytes on the wire	Description
	PidTagSentRepresentingEntryId (00410102 [Binary])
79 00 00 00	length 121 (0x79)
00 00 00 00- DC A7 40 C8 C0 42 10 1A- B4 B9 08 00 2B 2F E1 82- 01 00 00 00 00 00 00 00- 2F 4F 3D 46 49 52 53 54- 20 4F 52 47	varSizeValue@. .B..... +/./O=F IRST ORG
... value truncated...	
1F 00 42 00	propDef PidTagSentRepresentingName (0042001F [UNICODE])
06 00 00 00	length 6 (0x6)
74 00 31 00- 00 00	varSizeValue t.1...
02 01 43 00	propDef PidTagReceivedRepresentingEntryId (00430102 [Binary])
79 00 00 00	length 121 (0x79)
00 00 00 00- DC A7 40 C8 C0 42 10 1A- B4 B9 08 00 2B 2F E1 82- 01 00 00 00 00 00 00 00- 2F 4F 3D 46 49 52 53 54- 20 4F 52 47	varSizeValue@. .B..... +/./O=F IRST ORG
... value truncated...	
1F 00 44 00	propDef PidTagReceivedRepresentingName (0044001F [UNICODE])
06 00 00 00	length 6 (0x6)

Bytes on the wire	Description
74 00 31 00-00 00	varSizeValue t.1...
02 01 51 00	propDef PidTagReceivedBySearchKey (00510102 [Binary])
60 00 00 00	length 96 (0x60)
45 58 3A 2F-4F 3D 46 49 52 53 54 20-4F 52 47 41 4E 49 5A 41-54 49 4F 4E 2F 4F 55 3D-45 58 43 48 41 4E 47 45-20 41 44 4D	varSizeValue EX:/O=FI RST ORGA NIZATION /OU=EXCH ANGE ADM
... value truncated...	
02 01 52 00	propDef PidTagReceivedRepresentingSearchKey (00520102 [Binary])
60 00 00 00	length 96 (0x60)
45 58 3A 2F-4F 3D 46 49 52 53 54 20-4F 52 47 41 4E 49 5A 41-54 49 4F 4E 2F 4F 55 3D-45 58 43 48 41 4E 47 45-20 41 44 4D	varSizeValue EX:/O=FI RST ORGA NIZATION /OU=EXCH ANGE ADM
... value truncated...	
0B 00 63 00	propDef PidTagResponseRequested (0063000B [Bool])
01 00	fixedSizeValue [Bool] True
1F 00 64 00	propDef PidTagSentRepresentingAddressType (0064001F [UNICODE])
06 00 00 00	length

Bytes on the wire	Description
	6 (0x6)
45 00 58 00- 00 00	varSizeValue E.X...
1F 00 65 00	propDef PidTagSentRepresentingEmailAddress (0065001F [UNICODE])
BA 00 00 00	length 186 (0xBA)
2F 00 4F 00- 3D 00 46 00 49 00 52 00- 53 00 54 00 20 00 4F 00- 52 00 47 00 41 00 4E 00- 49 00 5A 00 41 00 54 00- 49 00 4F 00	varSizeValue /.O.=.F. I.R.S.T. .O.R.G. A.N.I.Z. A.T.I.O.
... value truncated...	
1F 00 70 00	propDef PidTagConversationTopic (0070001F [UNICODE])
0E 00 00 00	length 14 (0xE)
54 00 65 00- 73 00 74 00 20 00 31 00- 00 00	varSizeValue T.e.s.t. .1...
02 01 71 00	propDef PidTagConversationIndex (00710102 [Binary])
16 00 00 00	length 22 (0x16)
01 C8 84 8B- 9D B1 08 58 53 52 00 5B- 4A D4 96 BA 3C 88 9D B4- 16 AE	varSizeValueX SR.[J... <.....
1F 00 75 00	propDef PidTagReceivedByAddressType (0075001F [UNICODE])
06 00 00 00	length

Bytes on the wire	Description
	6 (0x6)
45 00 58 00-00 00	varSizeValue E.X...
1F 00 76 00	propDef PidTagReceivedByEmailAddress (0076001F [UNICODE])
BA 00 00 00	length 186 (0xBA)
2F 00 4F 00-3D 00 46 00 49 00 52 00-53 00 54 00 20 00 4F 00-52 00 47 00 41 00 4E 00-49 00 5A 00 41 00 54 00-49 00 4F 00	varSizeValue /.O.=.F. I.R.S.T. .O.R.G. A.N.I.Z. A.T.I.O.
... value truncated...	
1F 00 77 00	propDef PidTagReceivedRepresentingAddressType (0077001F [UNICODE])
06 00 00 00	length 6 (0x6)
45 00 58 00-00 00	varSizeValue E.X...
1F 00 78 00	propDef PidTagReceivedRepresentingEmailAddress (0078001F [UNICODE])
BA 00 00 00	length 186 (0xBA)
2F 00 4F 00-3D 00 46 00 49 00 52 00-53 00 54 00 20 00 4F 00-52 00 47 00 41 00 4E 00-49 00 5A 00 41 00 54 00-49 00 4F 00	varSizeValue /.O.=.F. I.R.S.T. .O.R.G. A.N.I.Z. A.T.I.O.
... value truncated...	

Bytes on the wire	Description
1F 00 7D 00	propDef PidTagTransportMessageHeaders (007D001F [UNICODE])
B0 06 00 00	length 1712 (0x6B0)
52 00 65 00- 63 00 65 00 69 00 76 00- 65 00 64 00 3A 00 20 00- 66 00 72 00 6F 00 6D 00- 20 00 45 00 58 00 43 00- 48 00 2D 00	varSizeValue R.e.c.e. i.v.e.d. :..f.r. o.m..E. X.C.H.-.
... value truncated...	
0B 00 17 0C	propDef PidTagReplyRequested (0C17000B [Bool])
01 00	fixedSizeValue [Bool] True
02 01 19 0C	propDef PidTagSenderEntryId (0C190102 [Binary])
79 00 00 00	length 121 (0x79)
00 00 00 00- DC A7 40 C8 C0 42 10 1A- B4 B9 08 00 2B 2F E1 82- 01 00 00 00 00 00 00 00- 2F 4F 3D 46 49 52 53 54- 20 4F 52 47	varSizeValue@. .B..... + /..... /O=F IRST ORG
... value truncated...	
1F 00 1A 0C	propDef PidTagSenderName (0C1A001F [UNICODE])
06 00 00 00	length 6 (0x6)
74 00 31 00- 00 00	varSizeValue

Bytes on the wire	Description
	t.1...
02 01 1D 0C	propDef PidTagSenderSearchKey (0C1D0102 [Binary])
60 00 00 00	length 96 (0x60)
45 58 3A 2F- 4F 3D 46 49 52 53 54 20- 4F 52 47 41 4E 49 5A 41- 54 49 4F 4E 2F 4F 55 3D- 45 58 43 48 41 4E 47 45- 20 41 44 4D	varSizeValue EX:/O=FI RST ORGA NIZATION /OU=EXCH ANGE ADM
... value truncated...	
1F 00 1E 0C	propDef PidTagSenderAddressType (0C1E001F [UNICODE])
06 00 00 00	length 6 (0x6)
45 00 58 00- 00 00	varSizeValue E.X...
1F 00 1F 0C	propDef PidTagSenderEmailAddress (0C1F001F [UNICODE])
BA 00 00 00	length 186 (0xBA)
2F 00 4F 00- 3D 00 46 00 49 00 52 00- 53 00 54 00 20 00 4F 00- 52 00 47 00 41 00 4E 00- 49 00 5A 00 41 00 54 00- 49 00 4F 00	varSizeValue /.O.=.F. I.R.S.T. .O.R.G. A.N.I.Z. A.T.I.O.
... value truncated...	
1F 00 D4 83- 03 20 06 00 00 00 00 00-	propDef PidLidTaskRole (0x8127 [PSETID_Task]) [UNICODE]

Bytes on the wire	Description
C0 00 00 00 00 00 00 46- 00 27 81 00 00	
02 00 00 00	length 2 (0x2)
00 00	varSizeValue ..
03 00 D3 83- 03 20 06 00 00 00 00 00- C0 00 00 00 00 00 00 46- 00 2A 81 00 00	propDef PidLidTaskAcceptanceState (0x812A [PSETID_Task]) [Int32]
00 00 00 00	fixedSizeValue [Int32] 0
0B 00 D2 83- 03 20 06 00 00 00 00 00- C0 00 00 00 00 00 00 46- 00 2C 81 00 00	propDef PidLidTaskFFixOffline (0x812C [PSETID_Task]) [Bool]
00 00	fixedSizeValue [Bool] False
40 00 06 0E	propDef PidTagMessageDeliveryTime (0E060040 [SysTime])
00 0E 04 A0- 8B 84 C8 01	fixedSizeValue [SysTime] 2008-03-12T21:54:20.0000000
03 00 07 0E	propDef PidTagMessageFlags (0E070003 [Int32])
01 00 00 00	fixedSizeValue [Int32] 1
03 00 CF 83- 03 20 06 00 00 00 00 00- C0 00 00 00 00 00 00 46- 00 10 81 00	propDef PidLidTaskActualEffort (0x8110 [PSETID_Task]) [Int32]

Bytes on the wire	Description
00	
00 00 00 00	fixedSizeValue [Int32] 0
03 00 17 0E	propDef PidTagMessageStatus (0E170003 [Int32])
00 00 00 00	fixedSizeValue [Int32] 0
0B 00 D1 83- 03 20 06 00 00 00 00 00- C0 00 00 00 00 00 00 46- 00 24 81 00 00	propDef PidLidTaskNoCompute (0x8124 [PSETID_Task]) [Bool]
00 00	fixedSizeValue [Bool] False
1F 00 1D 0E	propDef PidTagNormalizedSubject (0E1D001F [UNICODE])
0E 00 00 00	length 14 (0xE)
54 00 65 00- 73 00 74 00 20 00 31 00- 00 00	varSizeValue T.e.s.t. .1...
0B 00 1F 0E	propDef PidTagRtfInSync (0E1F000B [Bool])
01 00	fixedSizeValue [Bool] True
03 00 23 0E	propDef PidTagInternetArticleNumber (0E230003 [Int32])
1B 00 00 00	fixedSizeValue [Int32] 27
03 00 2B 0E	propDef PidTagToDoItemFlags (0E2B0003 [Int32])
01 00 00 00	fixedSizeValue [Int32] 1
03 00 79 0E	propDef

Bytes on the wire	Description
	PidTagTrustSender (0E790003 [Int32])
01 00 00 00	fixedSizeValue [Int32] 1
03 00 D0 83- 03 20 06 00 00 00 00 00- C0 00 00 00 00 00 00 46- 00 11 81 00 00	propDef PidLidTaskEstimatedEffort (0x8111 [PSETID_Task]) [Int32]
00 00 00 00	fixedSizeValue [Int32] 0
03 00 F7 0F	propDef PidTagAccessLevel (0FF70003 [Int32])
00 00 00 00	fixedSizeValue [Int32] 0
0B 00 D6 83- 03 20 06 00 00 00 00 00- C0 00 00 00 00 00 00 46- 00 26 81 00 00	propDef PidLidTaskFREcurring (0x8126 [PSETID_Task]) [Bool]
00 00	fixedSizeValue [Bool] False
02 01 09 10	propDef PidTagRtfCompressed (10090102 [Binary])
22 05 00 00	length 1314 (0x522)
1E 05 00 00- 85 0B 00 00 4C 5A 46 75- 31 AE 9B E3 03 00 0A 00- 72 63 70 67 31 32 35 83- 00 50 03 52 68 74 6D 6C- 31 03 31 F8	varSizeValue LZFu1...rcpg 125..P.R html1.1.
... value truncated...	

Bytes on the wire	Description
0B 00 D5 83- 03 20 06 00 00 00 00 00- C0 00 00 00 00 00 00 46- 00 03 81 00 00	propDef PidLidTeamTask (0x8103 [PSETID_Task]) [Bool]
00 00	fixedSizeValue [Bool] False
1F 00 35 10	propDef PidTagInternetMessageId (1035001F [UNICODE])
AC 00 00 00	length 172 (0xAC)
3C 00 31 00- 39 00 44 00 37 00 46 00- 42 00 30 00 46 00 30 00- 36 00 31 00 36 00 41 00- 31 00 34 00 31 00 42 00- 46 00 46 00	varSizeValue <.1.9.D. 7.F.B.0. F.0.6.1. 6.A.1.4. 1.B.F.F.
... value truncated...	
03 00 80 10	propDef PidTagIconIndex (10800003 [Int32])
FF FF FF FF	fixedSizeValue [Int32] -1
03 00 90 10	propDef PidTagFlagStatus (10900003 [Int32])
02 00 00 00	fixedSizeValue [Int32] 2
03 00 95 10	propDef PidTagFollowupIcon (10950003 [Int32])
06 00 00 00	fixedSizeValue [Int32] 6
40 00 07 30	propDef PidTagCreationTime (30070040 [SysTime])
90 F8 65 B0-	fixedSizeValue

Bytes on the wire	Description
BC 84 C8 01	[SysTime] 2008-03-13T03:45:32.8250000
40 00 08 30	propDef PidTagLastModificationTime (30080040 [SysTime])
90 F8 65 B0- BC 84 C8 01	fixedSizeValue [SysTime] 2008-03-13T03:45:32.8250000
02 01 0B 30	propDef PidTagSearchKey (300B0102 [Binary])
10 00 00 00	length 16 (0x10)
87 56 4A B2- FC C2 77 46 A4 81 15 08- 9D 47 46 8C	varSizeValue .VJ...wFGF.
02 01 10 30	propDef PidTagTargetEntryId (30100102 [Binary])
46 00 00 00	length 70 (0x46)
00 00 00 00- FE C7 EE E9 76 05 2D 4F- 80 00 61 68 94 97 4B 0A- 07 00 19 D7 FB 0F 06 16- A1 41 BF F6 91 C7 63 DA- A8 66 00 00	varSizeValue v.-O..ah ..K.....A.. ..c..f..
... value truncated...	
0B 00 40 3A	propDef PidTagSendRichInfo (3A40000B [Bool])
01 00	fixedSizeValue [Bool] True
03 00 DE 3F	propDef PidTagInternetCodepage (3FDE0003 [Int32])
9F 4E 00 00	fixedSizeValue [Int32] 20127
03 00 F1 3F	propDef PidTagMessageLocaleId (3FF10003 [Int32])

Bytes on the wire	Description
09 04 00 00	fixedSizeValue [Int32] 1033
1F 00 F8 3F	propDef PidTagCreatorName (3FF8001F [UNICODE])
06 00 00 00	length 6 (0x6)
74 00 31 00- 00 00	varSizeValue t.1...
1F 00 FA 3F	propDef PidTagLastModifierName (3FFA001F [UNICODE])
06 00 00 00	length 6 (0x6)
74 00 31 00- 00 00	varSizeValue t.1...
03 00 FD 3F	propDef PidTagMessageCodepage (3FFD0003 [Int32])
E3 04 00 00	fixedSizeValue [Int32] 1251
03 00 19 40	propDef PidTagSenderFlags (40190003 [Int32])
00 00 00 00	fixedSizeValue [Int32] 0
03 00 1A 40	propDef PidTagSentRepresentingFlags (401A0003 [Int32])
00 00 00 00	fixedSizeValue [Int32] 0
03 00 1B 40	propDef PidTagReceivedByFlags (401B0003 [Int32])
00 00 00 00	fixedSizeValue [Int32] 0
03 00 1C 40	propDef PidTagReceivedRepresentingFlags (401C0003 [Int32])
00 00 00 00	fixedSizeValue [Int32] 0
03 00 76 40	propDef

Bytes on the wire	Description
	PidTagContentFilterSpamConfidenceLevel (40760003 [Int32])
FF FF FF FF	fixedSizeValue [Int32] -1
03 00 02 59	propDef PidTagInternetMailOverrideFormat (59020003 [Int32])
00 00 16 00	fixedSizeValue [Int32] 1441792
03 00 09 59	propDef PidTagMessageEditorFormat (59090003 [Int32])
02 00 00 00	fixedSizeValue [Int32] 2
0B 00 4A 66	propDef PidTagHasNamedProperties (664A000B [Bool])
01 00	fixedSizeValue [Bool] True
03 00 02 80- 08 20 06 00 00 00 00 00- C0 00 00 00 00 00 00 46- 00 10 85 00 00	propDef PidLidSideEffects (0x8510 [PSETID_Common]) [Int32]
00 00 00 00	fixedSizeValue [Int32] 0
0B 00 08 80- 08 20 06 00 00 00 00 00- C0 00 00 00 00 00 00 46- 00 03 85 00 00	propDef PidLidReminderSet (0x8503 [PSETID_Common]) [Bool]
00 00	fixedSizeValue [Bool] False
1F 00 1A 80- 08 20 06 00 00 00 00 00- C0 00 00 00 00 00 00 46- 00 A4 85 00	propDef PidLidToDoTitle (0x85A4 [PSETID_Common]) [UNICODE]

Bytes on the wire	Description
00	
0E 00 00 00	length 14 (0xE)
54 00 65 00- 73 00 74 00 20 00 31 00- 00 00	varSizeValue T.e.s.t. .1...
1F 00 2C 80- 08 20 06 00 00 00 00 00- C0 00 00 00 00 00 00 46- 00 30 85 00 00	propDef PidLidFlagRequest (0x8530 [PSETID_Common]) [UNICODE]
14 00 00 00	length 20 (0x14)
46 00 6F 00- 6C 00 6C 00 6F 00 77 00- 20 00 75 00 70 00 00 00	varSizeValue F.o.l.l. o.w..u. p...
0B 00 4D 81- 08 20 06 00 00 00 00 00- C0 00 00 00 00 00 00 46- 00 0E 85 00 00	propDef PidLidAgingDontAgeMe (0x850E [PSETID_Common]) [Bool]
00 00	fixedSizeValue [Bool] False
03 00 84 81- 08 20 06 00 00 00 00 00- C0 00 00 00 00 00 00 46- 00 18 85 00 00	propDef PidLidTaskMode (0x8518 [PSETID_Common]) [Int32]
00 00 00 00	fixedSizeValue [Int32] 0
0B 00 4B 82- 08 20 06 00 00 00 00 00-	propDef PidLidPrivate (0x8506 [PSETID_Common]) [Bool]

Bytes on the wire	Description
C0 00 00 00 00 00 00 46- 00 06 85 00 00	
00 00	fixedSizeValue [Bool] False
0B 00 4F 82- 08 20 06 00 00 00 00 00- C0 00 00 00 00 00 00 46- 00 82 85 00 00	propDef PidLidUseTnef (0x8582 [PSETID_Common]) [Bool]
00 00	fixedSizeValue [Bool] False
40 00 68 82- 08 20 06 00 00 00 00 00- C0 00 00 00 00 00 00 46- 00 A0 85 00 00	propDef PidLidToDoOrdinalDate (0x85A0 [PSETID_Common]) [SysTime]
F0 55 C3 C6- 8B 84 C8 01	fixedSizeValue [SysTime] 2008-03-12T21:55:25.0070000
1F 00 69 82- 08 20 06 00 00 00 00 00- C0 00 00 00 00 00 00 46- 00 A1 85 00 00	propDef PidLidToDoSubOrdinal (0x85A1 [PSETID_Common]) [UNICODE]
10 00 00 00	length 16 (0x10)
35 00 35 00- 35 00 35 00 35 00 35 00- 35 00 00 00	varSizeValue 5.5.5.5. 5.5.5...
03 00 A8 83- 08 20 06 00 00 00 00 00- C0 00 00 00 00 00 00 46-	propDef PidLidReminderDelta (0x8501 [PSETID_Common]) [Int32]

Bytes on the wire	Description
00 01 85 00 00	
00 00 00 00	fixedSizeValue [Int32] 0
40 00 A9 83- 03 20 06 00 00 00 00 00- C0 00 00 00 00 00 00 46- 00 05 81 00 00	propDef PidLidTaskDueDate (0x8105 [PSETID_Task]) [SysTime]
00 00 CB 03- D4 83 C8 01	fixedSizeValue [SysTime] 2008-03-12T00:00:00.0000000
40 00 AA 83- 03 20 06 00 00 00 00 00- C0 00 00 00 00 00 00 46- 00 04 81 00 00	propDef PidLidTaskStartDate (0x8104 [PSETID_Task]) [SysTime]
00 00 CB 03- D4 83 C8 01	fixedSizeValue [SysTime] 2008-03-12T00:00:00.0000000
40 00 AB 83- 08 20 06 00 00 00 00 00- C0 00 00 00 00 00 00 46- 00 16 85 00 00	propDef PidLidCommonStart (0x8516 [PSETID_Common]) [SysTime]
00 D8 29 B0- 0E 84 C8 01	fixedSizeValue [SysTime] 2008-03-12T07:00:00.0000000
40 00 AC 83- 08 20 06 00 00 00 00 00- C0 00 00 00 00 00 00 46- 00 17 85 00 00	propDef PidLidCommonEnd (0x8517 [PSETID_Common]) [SysTime]
00 D8 29 B0- 0E 84 C8 01	fixedSizeValue [SysTime] 2008-03-12T07:00:00.0000000
03 00 AD 83-	propDef

Bytes on the wire	Description
03 20 06 00 00 00 00 00- C0 00 00 00 00 00 00 46- 00 01 81 00 00	PidLidTaskStatus (0x8101 [PSETID_Task]) [Int32]
00 00 00 00	fixedSizeValue [Int32] 0
05 00 AE 83- 03 20 06 00 00 00 00 00- C0 00 00 00 00 00 00 46- 00 02 81 00 00	propDef PidLidPercentComplete (0x8102 [PSETID_Task]) [Double]
00 00 00 00- 00 00 00 00	fixedSizeValue [Double] 0
0B 00 B0 83- 03 20 06 00 00 00 00 00- C0 00 00 00 00 00 00 46- 00 1C 81 00 00	propDef PidLidTaskComplete (0x811C [PSETID_Task]) [Bool]
00 00	fixedSizeValue [Bool] False
03 00 CA 83- 03 20 06 00 00 00 00 00- C0 00 00 00 00 00 00 46- 00 13 81 00 00	propDef PidLidTaskState (0x8113 [PSETID_Task]) [Int32]
01 00 00 00	fixedSizeValue [Int32] 1
03 00 CB 83- 03 20 06 00 00 00 00 00- C0 00 00 00 00 00 00 46- 00 12 81 00 00	propDef PidLidTaskVersion (0x8112 [PSETID_Task]) [Int32]

Bytes on the wire	Description
01 00 00 00	fixedSizeValue [Int32] 1
03 00 CC 83- 03 20 06 00 00 00 00 00- C0 00 00 00 00 00 00 46- 00 23 81 00 00	propDef PidLidTaskOrdinal (0x8123 [PSETID_Task]) [Int32]
FF FF FF 7F	fixedSizeValue [Int32] 2147483647
1F 00 CD 83- 03 20 06 00 00 00 00 00- C0 00 00 00 00 00 00 46- 00 21 81 00 00	propDef PidLidTaskAssigner (0x8121 [PSETID_Task]) [UNICODE]
02 00 00 00	length 2 (0x2)
00 00	varSizeValue ..
03 00 CE 83- 03 20 06 00 00 00 00 00- C0 00 00 00 00 00 00 46- 00 29 81 00 00	propDef PidLidTaskOwnership (0x8129 [PSETID_Task]) [Int32]
00 00 00 00	fixedSizeValue [Int32] 0
03 00 03 40	marker StartRecip (40030003 [Int32])
03 00 00 30	propDef PidTagRowid (30000003 [Int32])
00 00 00 00	fixedSizeValue [Int32] 0
1F 00 02 30	propDef PidTagAddressType (3002001F [UNICODE])

Bytes on the wire	Description
06 00 00 00	length 6 (0x6)
45 00 58 00- 00 00	varSizeValue E.X...
1F 00 03 30	propDef PidTagEmailAddress (3003001F [UNICODE])
BA 00 00 00	length 186 (0xBA)
2F 00 4F 00- 3D 00 46 00 49 00 52 00- 53 00 54 00 20 00 4F 00- 52 00 47 00 41 00 4E 00- 49 00 5A 00 41 00 54 00- 49 00 4F 00	varSizeValue /.O.=.F. I.R.S.T. .O.R.G. A.N.I.Z. A.T.I.O.
... value truncated...	
1F 00 01 30	propDef PidTagDisplayName (3001001F [UNICODE])
06 00 00 00	length 6 (0x6)
74 00 31 00- 00 00	varSizeValue t.1...
02 01 F6 0F	propDef PidTagInstanceKey (0FF60102 [Binary])
04 00 00 00	length 4 (0x4)
00 00 00 00	varSizeValue
03 00 15 0C	propDef PidTagRecipientType (0C150003 [Int32])
01 00 00 00	fixedSizeValue [Int32] 1
02 01 FF 0F	propDef PidTagEntryId (0FFF0102 [Binary])

Bytes on the wire	Description
79 00 00 00	length 121 (0x79)
00 00 00 00- DC A7 40 C8 C0 42 10 1A- B4 B9 08 00 2B 2F E1 82- 01 00 00 00 00 00 00 00- 2F 4F 3D 46 49 52 53 54- 20 4F 52 47	varSizeValue@. .B..... +/./O=F IRST ORG
... value truncated...	
02 01 0B 30	propDef PidTagSearchKey (300B0102 [Binary])
60 00 00 00	length 96 (0x60)
45 58 3A 2F- 4F 3D 46 49 52 53 54 20- 4F 52 47 41 4E 49 5A 41- 54 49 4F 4E 2F 4F 55 3D- 45 58 43 48 41 4E 47 45- 20 41 44 4D	varSizeValue EX:/O=FI RST ORGA NIZATION /OU=EXCH ANGE ADM
... value truncated...	
1F 00 20 3A	propDef PidTagTransmittableDisplayName (3A20001F [UNICODE])
06 00 00 00	length 6 (0x6)
74 00 31 00- 00 00	varSizeValue t.1...
0B 00 0F 0E	propDef PidTagResponsibility (0E0F000B [Bool])
01 00	fixedSizeValue [Bool] True
0B 00 40 3A	propDef

Bytes on the wire	Description
	PidTagSendRichInfo (3A40000B [Bool])
01 00	fixedSizeValue [Bool] True
03 00 FD 5F	propDef PidTagRecipientFlags (5FFD0003 [Int32])
01 00 00 00	fixedSizeValue [Int32] 1
02 01 F7 5F	propDef PidTagRecipientEntryId (5FF70102 [Binary])
79 00 00 00	length 121 (0x79)
00 00 00 00- DC A7 40 C8 C0 42 10 1A- B4 B9 08 00 2B 2F E1 82- 01 00 00 00 00 00 00 00- 2F 6F 3D 46 69 72 73 74- 20 4F 72 67	varSizeValue@. .B..... +/./o=F irst Org
... value truncated...	
1F 00 FE 39	propDef PidTagPrimarySmtAddress (39FE001F [UNICODE])
46 00 00 00	length 70 (0x46)
74 00 31 00- 40 00 65 00 75 00 6D 00- 61 00 72 00 75 00 2D 00- 64 00 6F 00 6D 00 2E 00- 65 00 78 00 74 00 65 00- 73 00 74 00	varSizeValue t.1.@.e. u.m.a.r. u.-.d.o. m...e.x. t.e.s.t.
... value truncated...	
03 00 05 39	propDef PidTagDisplayTypeEx (39050003 [Int32])

Bytes on the wire	Description
00 00 00 40	fixedSizeValue [Int32] 1073741824
03 00 00 39	propDef PidTagDisplayType (39000003 [Int32])
00 00 00 00	fixedSizeValue [Int32] 0
03 00 FE 0F	propDef PidTagObjectType (0FFE0003 [Int32])
06 00 00 00	fixedSizeValue [Int32] 6
1F 00 FF 39	propDef PidTag7BitDisplayName (39FF001F [UNICODE])
06 00 00 00	length 6 (0x6)
74 00 31 00- 00 00	varSizeValue t.1...
1F 00 00 3A	propDef PidTagAccount (3A00001F [UNICODE])
06 00 00 00	length 6 (0x6)
74 00 31 00- 00 00	varSizeValue t.1...
03 00 DE 5F	propDef PidTagRecipientResourceState (5FDE0003 [Int32])
00 00 00 00	fixedSizeValue [Int32] 0
03 00 DF 5F	propDef PidTagRecipientOrder (5FDF0003 [Int32])
00 00 00 00	fixedSizeValue [Int32] 0
1F 00 F6 5F	propDef PidTagRecipientDisplayName (5FF6001F [UNICODE])
06 00 00 00	length 6 (0x6)
74 00 31 00-	varSizeValue

Bytes on the wire	Description
00 00	t.1...
03 00 FF 5F	propDef PidTagRecipientTrackStatus (5FFF0003 [Int32])
00 00 00 00	fixedSizeValue [Int32] 0
03 00 04 40	marker EndToRecip (40040003 [Int32])
03 00 02 40	marker EndEmbed (40020003 [Int32])
03 00 0E 40	marker EndAttach (400E0003 [Int32])
03 00 13 40	marker IncrSyncDel (40130003 [Int32])
02 01 E5 67	propDef PidTagIdsetDeleted (67E50102 [Binary])
0D 00 00 00	length 13 (0xD)
01 00 06 00- 00 00 78 2E 23 00 04 00- 00	varSizeValuex. #....
03 00 2F 40	marker IncrSyncRead (402F0003 [Int32])
02 01 2D 40	propDef PidTagIdsetRead (402D0102 [Binary])
0A 00 00 00	length 10 (0xA)
01 00 06 00- 00 00 78 2E 1F 00	varSizeValuex. ..
02 01 2E 40	propDef PidTagIdsetUnread (402E0102 [Binary])
0A 00 00 00	length 10 (0xA)
01 00 06 00- 00 00 78 2E	varSizeValuex.

Bytes on the wire	Description
20 00	.
03 00 3A 40	marker IncrSyncStateBegin (403A0003 [Int32])
02 01 96 67	propDef PidTagCnsetSeen (67960102 [Binary])
1D 00 00 00	length 29 (0x1D)
19 D7 FB 0F- 06 16 A1 41 BF F6 91 C7- 63 DA A8 66 03 00 00 00- 52 00 00 01 78 4D 1D 50- 00	IDSET printout: {0ffbd719-1606-41a1-bff6-91c763daa866: {[0x1, 0x784D1D]}}
02 01 DA 67	propDef PidTagCnsetSeenFAI (67DA0102 [Binary])
1D 00 00 00	length 29 (0x1D)
19 D7 FB 0F- 06 16 A1 41 BF F6 91 C7- 63 DA A8 66 03 00 00 00- 52 00 00 01 78 4D 1D 50- 00	IDSET printout: {0ffbd719-1606-41a1-bff6-91c763daa866: {[0x1, 0x784D1D]}}
03 00 17 40	propDef PidTagIdsetGiven (40170003 [Int32])
38 00 00 00	length 56 (0x38)
19 D7 FB 0F- 06 16 A1 41 BF F6 91 C7- 63 DA A8 66 05 00 00 00- 78 2E 52 1D 22 50 00 D2- 0C 67 79 AC 4C 50 42 89- 2C 24 5D 2D 1A E3 A4 05-	IDSET printout: {0ffbd719-1606-41a1-bff6-91c763daa866: {[0x782E1D, 0x782E22]}, 79670cd2-4cac-4250-892c-245d2d1ae3a4: {[0x780601, 0x780602], [0x78060C, 0x78060C]}}

Bytes on the wire	Description
00 00 00 78 06 42 01 80- 01 0C 50 00	
02 01 D2 67	propDef PidTagCnsetRead (67D20102 [Binary])
1D 00 00 00	length 29 (0x1D)
19 D7 FB 0F- 06 16 A1 41 BF F6 91 C7- 63 DA A8 66 03 00 00 00- 52 00 00 01 78 4D 1D 50- 00	IDSET printout: {0ffb719-1606-41a1-bff6-91c763daa866: {[0x1, 0x784D1D]}}
03 00 3B 40	marker IncrSyncStateEnd (403B0003 [Int32])
03 00 14 40	marker IncrSyncEnd (40140003 [Int32])
	EOS

5 Security

5.1 Security Considerations for Implementers

Individual security considerations are specified in section [3.2.4.5.2.6](#) and section [3.2.4.5.2.7](#).

There are no additional security considerations specific to the Bulk Data Transfer protocol. Security considerations pertaining to the underlying Wire Format protocol, as specified in [\[MS-OXCRPC\]](#) section 5, do apply to this specification.

5.2 Index of Security Parameters

None.

6 Appendix A: Product Behavior

The information in this specification is applicable to the following Microsoft products:

- Microsoft® Office Outlook® 2003
- Microsoft® Exchange Server 2003
- Microsoft® Office Outlook® 2007
- Microsoft® Exchange Server 2007
- Microsoft® Outlook® 2010
- Microsoft® Exchange Server 2010
- Microsoft® Exchange Server 2010 Service Pack 1 (SP1)

Exceptions, if any, are noted below. If a service pack number appears with the product version, behavior changed in that service pack. The new behavior also applies to subsequent service packs of the product unless otherwise specified. If a product edition appears with the product version, behavior is different in that product edition.

Unless otherwise specified, any statement of optional behavior in this specification prescribed using the terms SHOULD or SHOULD NOT implies product behavior in accordance with the SHOULD or SHOULD NOT prescription. Unless otherwise specified, the term MAY implies that product does not follow the prescription.

[<1> Section 2.2.1.6:](#) Outlook 2003, Outlook 2007, and Outlook 2010 do not use the [PidTagContainerHierarchy](#) property as a [PidTagFXDelProp](#) meta-property.

[<2> Section 2.2.1.6:](#) Outlook 2003, Outlook 2007, and Outlook 2010 do not use the [PidTagAttachDataObject](#) property as a [PidTagFXDelProp](#) meta-property.

[<3> Section 2.2.3:](#) In Exchange 2007 and Exchange 2003, synchronization download operations function the same as synchronization upload operations. In Exchange 2007 and Exchange 2003, the server returns checkpoint ICS states that are accurate to the time at which the checkpoint was requested in both synchronization download operations and synchronization upload operations.

[<4> Section 2.2.3:](#) In Exchange 2007, [RopSynchronizationGetTransferState](#) and [RopFastTransferSourceGetBuffer](#) are used to checkpoint ICS download operations. In Exchange 2010, trying to retrieve a checkpoint ICS state during the download will return the initial state, and not a state with differences applied.

[<5> Section 2.2.3.1.1.1.2:](#) Exchange 2003 and Outlook 2003 do not support partial item downloads. Exchange 2003 does not recognize the [SendOptions](#) flag [PartialItem](#) and Outlook 2003 does not pass it.

[<6> Section 2.2.3.1.1.1.2:](#) Exchange 2003, Exchange 2007, and Exchange 2010 define additional flags for this enumeration, which are only used in server-to-server communications. For that reason, the ROP does not fail if those flags are passed from clients.

[<7> Section 2.2.3.1.1.4.1:](#) In Exchange 2007 and Exchange 2003, this flag is not ignored by the server. If this flag is set, the client identifies the [FastTransfer](#) operation being configured as a logical part of a larger object move operation.

If this flag is not set, the client is not identifying the FastTransfer operation being configured as a logical part of a larger object move operation.

If the Move flag is specified for a download operation, the server does not output any objects in a FastTransfer stream that the client does not have permissions to delete.

<8> [Section 2.2.3.1.1.5](#): In Exchange 2003 and Exchange 2007, clients are not required to pass a **BufferSize** value of a certain size.

<9> [Section 2.2.3.1.1.5](#): Outlook 2003 does not recognize the ServerBusy error code.

<10> [Section 2.2.3.1.1.5](#): Exchange 2010 reports inaccurate information in this output parameter when client connection services are deployed on an Exchange server that does not also have a mailbox store installed.

<11> [Section 2.2.3.1.1.5.1](#): In Exchange 2007 and Exchange 2003 the Partial value (0x0001) and the NoRoom value (0x0002) both indicate that the FastTransfer stream was split, more data is available, and that **TransferBuffer** contains incomplete data. NoRoom is not returned by Exchange 2010.

<12> [Section 2.2.3.2.1.1.2](#): Outlook 2003, Outlook 2007, and Outlook 2010 do not implement the **NoDeletions** flag.

<13> [Section 2.2.3.2.1.1.2](#): Outlook 2003, Outlook 2007, and Outlook 2010 do not implement the **IgnoreNoLongerInScope** flag.

<14> [Section 2.2.3.2.1.1.2](#): Outlook 2003, Outlook 2007, and Outlook 2010 do not implement the **Reserved** flag.

<15> [Section 2.2.3.2.1.1.2](#): Exchange 2003, Exchange 2007, and Exchange 2010 do not always honor this flag for embedded messages.

<16> [Section 2.2.3.2.1.1.2](#): Exchange 2003, Exchange 2007, and Exchange 2010 define additional flags for this enumeration, which are only used in server-to-server communications. For that reason, the ROP will not fail if those flags are passed from clients.

<17> [Section 2.2.3.2.3.1](#): In Exchange 2007, [RopSynchronizationGetTransferState](#) returns a checkpoint ICS state that is reflective of the current snapshot.

<18> [Section 2.2.3.2.4.2.1](#): The FailOnConflict flag is not supported by Exchange 2003, Exchange 2007, or the initial release version of Exchange 2010.

<19> [Section 2.2.4.1.3](#): Exchange 2003 and Exchange 2007 fail to add a null-terminator when string values are over 32K.

<20> [Section 2.2.4.3.15](#): Exchange 2003 and Outlook 2003 do not support partial item downloads. Exchange 2003 does not recognize the SendOptions flag PartialItem and Outlook 2003 does not pass it.

<21> [Section 2.2.4.4](#): Outlook 2003, Outlook 2007, and Outlook 2010 do not use folderContent as a root element in a fast transfer stream.

<22> [Section 2.2.4.4: RopFastTransferSourceCopyProperties](#) (section [2.2.3.1.1.2](#) does not use attachmentContent as a root element in a fast transfer stream in Outlook 2003, Outlook 2007, or Outlook 2010.

<23> [Section 3.1.1.2](#): Exchange 2003 and Outlook 2003 do not support partial item downloads. Exchange 2003 does not recognize the SendOptions flag PartialItem and Outlook 2003 does not pass it.

<24> [Section 3.2.4.1](#): In Exchange 2007, the server needs to make sure that the FastTransfer context that is returned by [RopSynchronizationGetTransferState](#), sent before the subsequent [RopFastTransferSourceGetBuffer](#), contains only the differences that have been downloaded to the client in the current synchronization download operation, in addition to what was reflected in the initial ICS state. Note that the final ICS state that has to be downloaded in the FastTransfer stream as the last portion of the payload is exactly the same as the checkpoint ICS state that corresponds to the end of the operation.

<25> [Section 3.3.4.2.1.1](#): In Exchange 2007 and Exchange 2003, the checkpoint ICS state that is returned by [RopSynchronizationGetTransferState](#) is accurate to the time at which checkpoint was requested.

<26> [Section 4.2](#): Exchange 2003 and Outlook 2003 do not support partial item downloads. Exchange 2003 does not recognize the SendOptions flag PartialItem and Outlook 2003 does not pass it.

7 Change Tracking

This section identifies changes that were made to the [MS-OXCFXICS] protocol document between the May 2010 and August 2010 releases. Changes are classified as New, Major, Minor, Editorial, or No change.

The revision class **New** means that a new document is being released.

The revision class **Major** means that the technical content in the document was significantly revised. Major changes affect protocol interoperability or implementation. Examples of major changes are:

- A document revision that incorporates changes to interoperability requirements or functionality.
- An extensive rewrite, addition, or deletion of major portions of content.
- The removal of a document from the documentation set.
- Changes made for template compliance.

The revision class **Minor** means that the meaning of the technical content was clarified. Minor changes do not affect protocol interoperability or implementation. Examples of minor changes are updates to clarify ambiguity at the sentence, paragraph, or table level.

The revision class **Editorial** means that the language and formatting in the technical content was changed. Editorial changes apply to grammatical, formatting, and style issues.

The revision class **No change** means that no new technical or language changes were introduced. The technical content of the document is identical to the last released version, but minor editorial and formatting changes, as well as updates to the header and footer information, and to the revision summary, may have been made.

Major and minor changes can be described further using the following change types:

- New content added.
- Content updated.
- Content removed.
- New product behavior note added.
- Product behavior note updated.
- Product behavior note removed.
- New protocol syntax added.
- Protocol syntax updated.
- Protocol syntax removed.
- New content added due to protocol revision.
- Content updated due to protocol revision.
- Content removed due to protocol revision.
- New protocol syntax added due to protocol revision.

- Protocol syntax updated due to protocol revision.
- Protocol syntax removed due to protocol revision.
- New content added for template compliance.
- Content updated for template compliance.
- Content removed for template compliance.
- Obsolete document removed.

Editorial changes are always classified with the change type "Editorially updated."

Some important terms used in the change type descriptions are defined as follows:

- **Protocol syntax** refers to data elements (such as packets, structures, enumerations, and methods) as well as interfaces.
- **Protocol revision** refers to changes made to a protocol that affect the bits that are sent over the wire.

The changes made to this document are listed in the following table. For more information, please contact protocol@microsoft.com.

Section	Tracking number (if applicable) and description	Major change (Y or N)	Change type
1.1 Glossary	56702 Removed normative language from local glossary term definition.	N	Editorially updated.
1.2.1 Normative References	55751 Moved [MS-OXGLOS] from Normative References section to Informative References section.	N	Content update.
1.2.1 Normative References	56758 Added [MS-OXOMSG] as a normative reference. Removed [MS-DTYP] as a normative reference.	N	Content update.
1.2.2 Informative References	57658 Added [UNICODE] as an informative reference.	N	Content update.
2.2.3.2.4.2.1 ImportFlag	57658 Updated the product behavior note to include "the initial release version of Exchange 2010".	N	Product behavior note updated.
4.2 FastTransfer Stream Produced by Contents Synchronization Download	50776 Updated "maker" to "FixedSizeValue" in the " 0D 00 13 0E" description.	N	Content update.
6	56663	N	Content update.

Section	Tracking number (if applicable) and description	Major change (Y or N)	Change type
Appendix A: Product Behavior	Removed "Beta" from Exchange Server 2010 SP1 product name.		

8 Index

A

[Applicability](#) 14
[AuxBlock packet](#) 32

C

[Capability negotiation](#) 14
[Change tracking](#) 166
Client
 overview ([section 3.1](#) 78, [section 3.3](#) 95)

E

Examples
 [overview](#) 102
[ExtendedErrorInfo packet](#) 29

F

[Fields – vendor-extensible](#) 15
[FolderReplicaInfo packet](#) 28

G

[Globset Bitmask Command packet](#) 24
[Globset End Command packet](#) 25
[Globset Pop Command packet](#) 24
[Globset Push Command packet](#) 24
[Globset Range Command packet](#) 25
[Glossary](#) 8
[GroupPropertyName GroupPropertyName packet](#)
 27

I

[Implementer – security considerations](#) 162
[Index of security parameters](#) 162
[Informative references](#) 11
[Introduction](#) 8

M

Messages
 [overview](#) 16
Messaging
 [transport](#) 16

N

[Normative references](#) 11

O

[Overview \(synopsis\)](#) 11

P

[Parameters – security index](#) 162
[Preconditions](#) 14
[PredecessorChangeList SizedXid packet](#) 22
[Prerequisites](#) 14
[Product behavior](#) 163
[ProgressInformation packet](#) 25
[PropertyGroup packet](#) 27
[PropertyGroupInfo packet](#) 26
Proxy
 [overview](#) 78

R

References
 [informative](#) 11
 [normative](#) 11
[Relationship to other protocols](#) 13

S

Security
 [implementer considerations](#) 162
 [overview](#) 162
 [parameter index](#) 162
[Serialized IDSET with REPLGUID packet](#) 23
[Serialized IDSET with REPLID packet](#) 23
Server
 overview ([section 3.1](#) 78, [section 3.2](#) 88)
[Standards Assignments](#) 15
[Structures XID packet](#) 21

T

[Tracking changes](#) 166
[Transport](#) 16

V

[Vendor-extensible fields](#) 15
[Versioning](#) 14