

[MS-OXCFXICS]: Bulk Data Transfer Protocol Specification

Intellectual Property Rights Notice for Protocol Documentation

- **Copyrights.** This protocol documentation is covered by Microsoft copyrights. Regardless of any other terms that are contained in the terms of use for the Microsoft website that hosts this documentation, you may make copies of it in order to develop implementations of the protocols, and may distribute portions of it in your implementations of the protocols or your documentation as necessary to properly document the implementation. This permission also applies to any documents that are referenced in the protocol documentation.
- **No Trade Secrets.** Microsoft does not claim any trade secret rights in this documentation.
- **Patents.** Microsoft has patents that may cover your implementations of the protocols. Neither this notice nor Microsoft's delivery of the documentation grants any licenses under those or any other Microsoft patents. However, the protocols may be covered by Microsoft's Open Specification Promise (available here: <http://www.microsoft.com/interop/osp/default.msp>). If you would prefer a written license, or if the protocols are not covered by the OSP, patent licenses are available by contacting protocol@microsoft.com.
- **Trademarks.** The names of companies and products contained in this documentation may be covered by trademarks or similar intellectual property rights. This notice does not grant any licenses under those rights.

Reservation of Rights. All other rights are reserved, and this notice does not grant any rights other than specifically described above, whether by implication, estoppel, or otherwise.

Preliminary Documentation. This documentation is preliminary documentation for these protocols. Since the documentation may change between this preliminary version and the final version, there are risks in relying on preliminary documentation. To the extent that you incur additional development obligations or any other costs as a result of relying on this preliminary documentation, you do so at your own risk.

Tools. This protocol documentation is intended for use in conjunction with publicly available standard specifications and networking programming art, and assumes that the reader is either familiar with the aforementioned material or has immediate access to it. A protocol specification does not require the use of Microsoft programming tools or programming environments in order for a Licensee to develop an implementation. Licensees who have access to Microsoft programming tools and environments are free to take advantage of them.

Revision Summary			
Author	Date	Version	Comments
Microsoft Corporation	April 4, 2008	0.1	Initial Availability

Preliminary

Table of Contents

1	Introduction.....	5
1.1	Glossary.....	5
1.2	References.....	9
1.2.1	Normative References.....	9
1.2.2	Informative References.....	10
1.3	Protocol Overview (Synopsis).....	10
1.3.1	Fast Transfer Copy Operations.....	11
1.3.2	Incremental Change Synchronization.....	11
1.4	Relationship to Other Protocols.....	12
1.5	Prerequisites/Preconditions.....	13
1.6	Applicability Statement.....	13
1.7	Versioning and Capability Negotiation.....	13
1.8	Vendor-Extensible Fields.....	14
1.9	Standards Assignments.....	14
2	Messages.....	14
2.1	Transport.....	14
2.2	Message Syntax.....	14
2.2.1	Properties.....	16
2.2.2	Structures.....	20
2.2.3	ROPs.....	30
2.2.4	FastTransfer Stream.....	59
3	Protocol Details.....	76
3.1	Common Details.....	76
3.1.1	Abstract Data Model.....	76
3.1.2	Timers.....	85
3.1.3	Initialization.....	85
3.1.4	Higher-Layer Triggered Events.....	85
3.1.5	Message Processing Events and Sequencing Rules.....	87
3.1.6	Creating Compact IDSETsOther Local Events.....	87
3.2	Server Details.....	88
3.2.1	Abstract Data Model.....	88
3.2.2	Timers.....	89
3.2.3	Initialization.....	89
3.2.4	Higher-Layer Triggered Events.....	89
3.2.5	Timer Events.....	95
3.2.6	Other Local Events.....	95
3.3	Client Details.....	95
3.3.1	Abstract Data Model.....	95
3.3.2	Timers.....	98

3.3.3	Initialization	98
3.3.4	Higher-Layer Triggered Events	98
3.3.5	Message Processing Events and Sequencing Rules.....	102
3.3.6	Timer Events.....	102
3.3.7	Other Local Events.....	102
4	Protocol Examples.....	102
4.1	IDSET Serialization	102
4.2	FastTransfer Stream Produced by Contents Synchronization Download.....	106
5	Security.....	134
5.1	Security Considerations for Implementers.....	134
5.2	Index of Security Parameters.....	134
6	Appendix A: Office/Exchange Behavior.....	135
7	Index.....	137

Preliminary

1 Introduction

This document specifies a protocol for bulk transmission of mailbox data, represented by folders and messages, between clients and servers. This protocol is commonly used for replicating, exporting, or importing mailbox content between clients and servers.

This document specifies the following:

- How a client can configure a remote operation (ROP) to download or upload a set of folders or messages to or from a server.
- How a client or a server can receive and re-constitute folders and messages transmitted from another client or another server.
- How a client can upload changes made to local folder and message replicas to a server.
- Semantics of ROPs that are used to fulfill the aforementioned operations.

1.1 Glossary

The following terms are defined in the Glossary section of [MS-OXGLOS]:

attachment

binary large object (BLOB)

change number (CN)

CN

Embedded Message object

enterprise/site/server distinguished name (ESSDN)

ESSDN

FID

folder

folder associated information (FAI)

folder ID (FID)

GID

global counter (GLOBCNT)

global identifier (GID)

globally unique identifier (GUID)

GLOBCNT

GLOBSET

ICS

ICS state
incremental change synchronization (ICS)
little-endian
local replica
LongTermID
mailbox
message
message ID (MID)
messaging object
MID
PCL
Predecessor Change List (PCL)
property
property tag
recipient
REPLGUID
replica ID (REPLID)
REPLID
restriction
ROP request buffer
ROP response buffer
server replica
ShortTermID
store
synchronization download context
synchronization scope
synchronization upload context
Unicode

The following data types are defined in [MS-DTYP]:

BOOLEAN
BYTE

The following data types are defined in [MS-OXCADATA]:

PtypBinary

PtypError

PtypGUID

PtypInteger16

PtypInteger32

PtypInteger64

PtypServerId

PtypString

PtypString8

The following terms are specific to this document:

base property type: The type of the property, if the property is single-valued, or the type of an element of the property, if the property is multi-valued.

change number set (CNSET): A data structure that is similar to an IDSET, in which the global counters (GLOBCNTs) represent changes rather than messaging objects.

checkpoint ICS state: The **ICS state** provided by the server in the middle of an **ICS** operation, which reflects the state of the **local replica**, indicated by **initial ICS state**, after applying all differences transmitted in the **ICS** operation.

CNSET: See **change number set (CNSET)**.

common byte stack: A list of arrays of bytes. Byte values of contained arrays, when together in their natural order, represent common high-order bytes of GLOBCNT values. Used in a last-in first-out (LIFO) fashion during serialization or deserialization of GLOBSETs, as specified in section 2.2.2.4.1.

conflict detection: The process used to detect that two versions of the same object are in conflict with each other, that is one is not a direct or an indirect predecessor of another.

conflict handling: Refers to **conflict detection** and actions taken upon detection of a conflict between versions of an object. Includes **conflict reporting** and **conflict resolution**.

conflict reporting: The automated process of notifying a system actor of a previously detected conflict.

conflict resolution: The automated or semi-automated process of resolving a previously detected conflict between versions of an object by replacing conflicting versions with their successor. How the successor version is related to the conflicting version depends on the conflict resolution algorithm used.

contents synchronization: The process of keeping synchronized versions of message objects and their properties on a client and server.

deleted item list: An abstract repository of information about deleted items.

download: Transmission of data (payload) from a server to a client.

expired Message object: A **Message object** that the server has removed due to its age.

external identifier (XID): A globally unique identifier for an entity that represents either a **foreign identifier** or an **internal identifier** (see **GID**). Consists of a GUID that represents a namespace followed by one or more bytes that contain an identifier for an entity within that namespace.

FastTransfer stream: A binary format for encoding full or partial, folder and message data. Also encodes information about differences between mailbox **replicas**.

final ICS state: The **ICS state** provided by the server upon completion of an **ICS operation**. **Final ICS state** is a **checkpoint ICS state** provided at the end of the **ICS operation**.

foreign identifier: An identifier of an entity assigned by a foreign system, usually a client. Always has a form of an **XID**, but not all **XIDs** are foreign identifiers.

formatted IDSET: An IDSET that has been properly arranged for serialization in a series of REPLID-constant sections that are sorted by REPLID in ascending order; each section is a GLOBSET (a series of GLOBCNT intervals that are sorted by GLOBCNT). This logical representation is further compressed on the wire.

hierarchy synchronization: The process of keeping synchronized versions of folder hierarchies and their properties on a client and server.

IDSET: A set of IDs, or replica ID (REPLID) and global counter (GLOBCNT) pairs. Has to be represented as a **formatted IDSET** to be serialized on the wire.

IFF: Logical equivalence, that is A IFF B is the same as “A if and only if B”.

initial ICS state: The **ICS state** provided by the client when configuring an **ICS operation**.

internal identifier: An identifier of a mailbox entity assigned by a server, which corresponds to a format and restrictions specified in [MS-OXCSTOR].

Short-term representations of internal identifiers, which consist of a 2-byte **REPLID** and a 6-byte **GLOBCNT**, are scoped to the **logon** in which they were obtained.

If the term *internal identifier* is mentioned on its own, it means a **short-term** representation of such. See also **GID** for a global representation of internal identifiers.

mailbox entities: **Messaging objects** and changes.

marker: Unsigned 32-bit integer values, which adhere to **property tag** syntax and are used to denote the start and end of related data in **fast transfer streams**. Property tags that are used by markers do not represent valid properties. For a full list of markers, see section 2.2.4.1.4.

meta-property: An entity identified with a **property tag** that contains information (a value) describing how to process other data in the FastTransfer stream.

normal message: Any message that is not an **FAI message**.

partial completion: The outcome of a complex operation with independent steps, where some steps succeeded and some steps failed.

property list restriction table: A set of restrictions imposed on an array of **properties** and their values, expressed in the tabular form specified in section 2.2.

subject: For **folders**, refers to contained messages and sub-folders; for **messages**, refers to **recipients** and **attachments**; for attachments, refers to **embedded messages**.

top-level message: A **message** that is not an **embedded message**. **Top-level messages** are **messaging objects**.

upload: Transmission of data (payload) from a client to a server.

XID: See **external identifier (XID)**.

MAY, SHOULD, MUST, SHOULD NOT, MUST NOT: These terms (in all caps) are used as described in [RFC2119]. All statements of optional behavior use either MAY, SHOULD, or SHOULD NOT.

1.2 References

1.2.1 Normative References

[MS-DTYP] Microsoft Corporation, "Windows Data Types", March 2007, <http://go.microsoft.com/fwlink/?LinkId=111558>.

[MS-OXCDATA] Microsoft Corporation, "Data Structures Protocol Specification", April 2008.

[MS-OXCFOLD] Microsoft Corporation, "Folder Object Protocol Specification", April 2008.

[MS-OXCMSG] Microsoft Corporation, "Message and Attachment Object Protocol Specification", April 2008.

[MS-OXCNOTIF] Microsoft Corporation, "Core Notifications Protocol Specification", April 2008.

[MS-OXCROPS] Microsoft Corporation, "Remote Operations (ROP) List and Encoding Protocol Specification", April 2008.

[MS-OXCRPC] Microsoft Corporation, "Wire Format Protocol Specification", April 2008.

[MS-OXCSTOR] Microsoft Corporation, "Store Object Protocol Specification", April 2008.

[MS-OXCSYNC] Microsoft Corporation, "Mailbox Synchronization Protocol Specification", April 2008.

[MS-OXGLOS] Microsoft Corporation, "Office Exchange Protocols Master Glossary", April 2008.

[MS-OXPROPS] Microsoft Corporation, "Office Exchange Protocols Master Property List Specification", April 2008.

[RFC2119] Bradner, S., "Key words for use in RFCs to Indicate Requirement Levels", BCP 14, RFC 2119, March 1997, <http://www.ietf.org/rfc/rfc2119.txt>.

[RFC4234] Crocker, D., Ed. and Overell, P., "Augmented BNF for Syntax Specifications: ABNF", RFC 4234, October 2005, <http://www.ietf.org/rfc/rfc4234.txt>.

1.2.2 Informative References

None.

1.3 Protocol Overview (Synopsis)

This specification allows clients and servers to efficiently exchange data represented as folders and messages contained in private or public mailboxes.

Efficiency is achieved through the following means:

- Packaging data for several folders or messages into a single ROP response, which can be compressed at the RPC level
- Reducing transmitted data to only changes that the client is interested in.
- Reducing transmitted data to only changes relating to a subset of folder or message data.
- Performing optimizations on the server provided that the server knows the scope of the entire operation ahead of time.

This protocol specifies how to keep folder and message data synchronized given a number of independent variables, which include the following:

1. Direction of data transmission: download or upload.

2. Type of messaging objects included in a transmission: folders, messages or both.
3. Scope of the data that's transmitted about a messaging object:
 - A full object or a subset of its data
 - Changes since the last transmission
 - Operations such as a read state change or a move
4. Scope of the messaging objects included in a set:
 - Identified directly by FIDs and MIDs
 - Identified through a combination of criteria and state information maintained by the client

This specification is defined using the following roles: one server, and one or more clients.

1.3.1 Fast Transfer Copy Operations

FastTransfer enables clients to efficiently copy the content of explicitly specified folders, messages and attachments between replicas of the same or different mailboxes by using a special binary format known as a FastTransfer stream as the medium. Every FastTransfer operation is independent. Once complete, no state has to be maintained on the client or on the server.

FastTransfer streams created by FastTransfer download operations contain copies of folder, message or attachment content, and can therefore be used to reconstitute copies of this content in any destination folder on any mailbox on any server.

FastTransfer download operations allow clients to download a copy of the explicitly specified folders, messages or attachments in the FastTransfer stream format. The resulting FastTransfer stream can be either interpreted on the client, or used in a FastTransfer upload operation if the intent is to copy messaging objects between mailboxes on different servers.

FastTransfer upload operations allow a client to create new folders or modify content of existing folders, messages and attachments using input data encoded in the FastTransfer stream format.

1.3.2 Incremental Change Synchronization

Incremental change synchronization (ICS) enables servers and clients to keep synchronized versions of messages, folders, and their related properties on both systems. Changes that are made to messages and folders on the client are replicated to the server and vice versa. ICS can determine differences between two folder hierarchies or two sets of content, and can upload or download information about the differences in a single session.

Changes to folder properties, changes to the folder hierarchy, and folder creations and deletions are included in hierarchy synchronizations.

Changes to message properties, changes to read and unread message state, changes to recipient and attachment information, message creations, and message deletions are included in contents synchronizations.

ICS can also be used to send notifications to servers and clients. For more details about ICS notifications, see [MS-OXCNOTIF].

1.3.2.1 Download

Information about all changes and deletions is streamed down to the client through a single ROP, whose response buffer can be efficiently packed at the RPC level.

Performing a hierarchy synchronization download using a synchronization context opened on a folder will produce information about all folder changes and folder deletions of descendants of that folder that have happened since the last synchronization download, as defined by the initial ICS state.

Performing a contents synchronization download using a synchronization context opened on a folder will produce information about all message changes and message deletions in the folder that have happened since the last synchronization download, as defined by the initial ICS state.

1.3.2.2 Upload

Uploading mailbox changes from a client to a server resembles the ICS download process, except that instead of streaming data through a single ROP, multiple individual ROPs are sent to upload changes to individual objects within a mailbox.

This specification supports uploading hierarchy differences, such as creation and deletion of folders and changes to folder properties.

This specification also supports uploading differences in the contents of folders, such as creation and deletion of messages, changes to message properties and read state, and moving messages between folders.

1.4 Relationship to Other Protocols

This specification provides a low-level explanation of bulk data transfer operations.

The Mailbox Synchronization Protocol Specification describes how to apply this protocol to the replication of mailbox data between clients and servers, as specified in [MS-OXCSYNC].

The Core Notifications Protocol Specification describes ICS notifications, as specified in [MS-OXCNOTIF].

This specification relies on the following:

- An understanding of remote procedure calls (RPCs) and remote operations (ROPs), as specified in [MS-OXCRPC] and [MS-OXCROPS] respectively.

- An understanding of folders and messages, as specified in [MS-OXCFOLD] and [MS-OXCMSG] respectively.

1.5 Prerequisites/Preconditions

When performing bulk data transfer operations, this specification assumes the client has previously logged on to the server and has acquired a handle to the folder that contains the messages and subfolders that will be uploaded or downloaded. For more details about folders, see [MS-OXCFOLD].

1.6 Applicability Statement

This specification was designed for the following uses:

- To support the replication of mailbox content between clients and servers (as specified in [MS-OXCSYNC]).
- To support client-driven copying of data between multiple mailboxes on multiple servers.
- To support exporting or importing of data to or from a mailbox.

This specification provides high efficiency and complete preservation of data fidelity for the uses mentioned above. However, it MAY not be appropriate for use in the following scenarios:

- Those requiring copying of data between folders of the same mailbox, or different mailboxes residing on the same server. Consider using **RopCopyTo**, as specified in [MS-OXCROPS], for maximum efficiency.
- Those requiring fine-grain control over the set of information that has to be transferred for each message. Consider using other ROPs specified in [MS-OXCROPS] that provide access to individual parts of messages.
- Those that impose constraints on the amount of data that has to be passed over the wire or stored on the client.
- Those that don't allow for persistence of state information on the client between runs.

1.7 Versioning and Capability Negotiation

Localization: Localization-related aspects of the protocol are described in section 2.2.3.1.1.1.2.

Capability Negotiation: This protocol performs explicit capability negotiation using the following ROPs, properties and flags. Support of the following features is determined by the versions of the client and server supplied during the connect phase (by the **EcDoConnect** and

EcDoConnectEx RPCs) of the RPC session. For more details, see [MS-OXCRPC] section 3.1.9.

Client version	Description
11.0.0.4920 and above	The client supports receiving ServerBusy in the ReturnValue field of the RopFastTransferSourceGetBuffer response. For more details, see section 2.2.3.1.1.5.
12.0.3730.0 and above	The client supports send optimization for ICS using PidTagTargetEntryId . For more details, see [MS-OXCSYNC] section 3.1.5.2.2.1.2.

Server version	Description
8.0.359.0 and above	The server supports PartialItem SendOption flag. For more details, see section 2.2.3.1.1.1.2.

RopTellVersion is used to explicitly declare capabilities of the servers in the server-to-client-to-server upload scenario. For details, see section 3.3.4.1.2.1.

1.8 Vendor-Extensible Fields

This protocol provides no extensibility beyond what is specified in [MS-OXCMSG].

All undefined bits in flag structures and undefined values of enumerations defined in this specification are reserved; clients **MUST** pass 0.

1.9 Standards Assignments

None.

2 Messages

2.1 Transport

The ROP request buffers and ROP response buffers specified by this protocol are sent to and received from the server using the underlying Remote Operations (ROP) List and Encoding Protocol Specification, as specified in [MS-OXCROPS].

2.2 Message Syntax

The following notations are used in this specification:

PidTagCnset*: Refers to any of the following properties: **PidTagCnsetSeen**, **PidTagCnsetSeenFAI**, and **PidTagCnsetSeenRead**.

RopFastTransferSourceCopy*: Refers to any of the following ROPs:
RopFastTransferSourceCopyTo, **RopFastTransferSourceCopyProperties**,
RopFastTransferSourceCopyMessages, and
RopFastTransferSourceCopyFolder.

RopSynchronizationImport*: Refers to any of the following ROPs:
RopSynchronizationImportMessageChange,
RopSynchronizationImportHierarchyChange,
RopSynchronizationImportMessageMove, **RopSynchronizationImportDeletes**,
RopSynchronizationImportReadStateChanges.

RopSynchronizationUploadStateStream*: Refers to any of the following ROPs:
RopSynchronizationUploadStateStreamBegin,
RopSynchronizationUploadStateStreamContinue, and
RopSynchronizationUploadStateStreamEnd.

Sections 2.2.1 through 2.2.4.4 use *property list restriction tables* in the following format to describe restrictions on arrays of property values:

Name	Restrictions	Comments
PidSomeProperty	Conditional Fixed position ...	Condition of existence.
<i>< other properties ></i>	<i>Prohibited</i>	

Any property **MUST NOT** exist in a list more than once. All non-italicized rows of the table represent a **restriction** that's imposed on the property identified in the **Name** column. For a list of all properties, see [MS-OXCPROPS]. The **Comments** column adds free-form comments that amend the meaning of the **Name** and **Restriction** columns. The **Restrictions** column specifies a subset of the following restrictions:

- **Optional** [default]: The property **MAY** be present in the list.
- **Required**: A property **MUST** be present in the list.
- **Fixed position**: The position of a property within a list is fixed and **MUST** correspond to position of a corresponding restriction in a property list restriction table.
- **Conditional**: The presence of a property in the list is conditional. See the **Comments** column for conditions.

Prohibited: The property **MUST NOT** be present in the list. Italicized rows represent restrictions that apply to special sets of properties. The special set *< other properties >* represents all properties that are not mentioned in the property list restriction table explicitly.

2.2.1 Properties

2.2.1.1 ICS State Properties

ICS uses a set of properties known as the **ICS state** to enable a server to narrow down the set of data passed during an incremental change synchronization. By using the ICS state, only differences relevant to a client are downloaded and the same information is only downloaded once. The ICS state is produced by the server, optionally modified by the client, and persisted exclusively on the client. The client passes the ICS state to the server immediately after configuring a synchronization context for download or upload. The server uses the ICS state and the synchronization scope, as defined during initialization of the synchronization download context, to determine the set of differences that need to be downloaded to the client. At the end of the synchronization operation, the client is given a new ICS state, commonly referred to as the **final ICS state**.

All properties specified in this section are part of the ICS state. Two of these properties are used for hierarchy synchronization. All four properties are used for contents synchronization. The ICS state determines the state of the local replica bounded by the synchronization scope (as specified in section 3.3.1.2) specified by the client in the **RepSynchronizationConfigure** request, as specified in section 2.2.3.2.1.1.

ICS state properties are not persisted on the server and are only present as data in the FastTransfer stream and in the fields of ROPs that support synchronization. The server uses the synchronization scope and ICS state to determine what differences need to be downloaded to a client. For more server-specific details, see section 3.2.4.1. Normally, it's a server that modifies the ICS state properties and sends them back to a client. For more details about exceptions and checkpointing, see [MS-OXCSYNC] section 3.1.5.3.9.1.

All properties are of the Binary type, and contain a serialized IDSET in the REPLGUID-based form (as specified in section 2.2.2.3.1).

Note, that for the purposes of reducing the wire size of the ICS state by enabling compacting of regions (as specified in 3.2.1.2) and optimizing for performance of determining a set of differences to be downloaded to clients, servers MAY include extra IDs in IDSETs that represent change numbers (CN sets), as long as that will never affect the sets of differences that get downloaded to clients. For more server-specific details, see the following property comments and section 3.2.4.1.

During the first synchronization of a synchronization scope, a client MUST<1> send the relevant ICS state properties as zero-length byte arrays.

2.2.1.1.1 *PidTagIdsetGiven*

A **PtypBinary** value that contains a serialized IDSET of folder IDs, for hierarchy synchronization, or message IDs, for contents synchronization, that exist in the client's local replica. This IDSET MUST NOT include any extra IDs. Because of this restriction on IDs, this property might not compress as well as the **PidTagCnset*** properties, which will make

the **PidTagIdsetGiven** property grow much bigger than the **PidTagCnset*** properties. For more details about compression of IDSETs, see section 3.2.1.2.

The property tag for this property suggests that it is of type **PtypInteger32**, but the data MUST be handled as **PtypBinary** data<2>.

This property is ignored for synchronization upload operations and is not downloaded back to the client in the final ICS state obtained for them through

RopSynchronizationGetTransferState. Clients SHOULD<3> remove this property before uploading the initial ICS state on synchronization upload contexts and clients MUST merge this property back in when receiving the final ICS state from the server. Clients MUST add IDs of messaging objects created in or originating from a local replica to this property by using a process called *checkpointing*, as specified in [MS-OXCSYNC].

2.2.1.1.2 PidTagCnsetSeen

A **PtypBinary** value that contains an IDSET of CNs. The CNs track changes to folders (for hierarchy) or normal messages (for contents) in the current synchronization scope that have been previously communicated to a client, and are reflected in its local replica.

2.2.1.1.3 PidTagCnsetSeenFai

A **PtypBinary** value, with semantics identical to **PidTagCnsetSeen**, except that it contains IDs for FAI messages and is therefore only used in contents synchronization.

2.2.1.1.4 PidTagCnsetRead

A **PtypBinary** value that contains an IDSET of CNs. The CNs track changes to the read state for messages in a current synchronization scope that have been previously communicated to a client, and are reflected in its local replica.

The read state of a message is determined from the MAPI property **PidTagMessageFlags**, which contains a bitmask of flags that indicates the message's origin and current state. For more details about this MAPI property, see [MS-OXPROPS] section 2.1667.

2.2.1.2 Messaging Object Identification and Change Tracking Properties

For details on how messaging object and change identification values are created and modified by the protocol roles, see section 3.1.1.

2.2.1.2.1 PidTagMid

A **PtypInteger64** value that contains the MID of a message currently being synchronized.

For details about the conditions of its presence in message change headers, see section 2.2.3.2.1.1.3.

2.2.1.2.2 PidTagFid

A **PtypInteger64** value that contains the FID of the folder currently being synchronized.

For details about the conditions of its presence in message change headers, see section 2.2.3.2.1.1.3.

2.2.1.2.3 *PidTagChangeNumber*

A **PtypInteger64** value that contains a CN identifying the last change to the message or folder that's currently being synchronized.

For details about the conditions of its presence in message change headers, see section 2.2.3.2.1.1.4.

2.2.1.2.4 *PidTagParentFid*

A **PtypInteger64** value that contains an FID that identifies the parent folder of the messaging object being synchronized. If a hierarchy synchronization download is occurring, this property **MUST** be set to 0 to identify the child of a folder for which the download operation was configured.

2.2.1.2.5 *PidTagSourceKey*

A **PtypBinary** value that contains an external identifier for this folder or message. The binary content of this property is a serialization of an **XID**. For more details about the binary format, see section 2.2.2.1.

Clients usually don't assign foreign identifiers to this property and instead generate them in the same way, and with the same data store GUIDs, as the server (as GIDs). For more details about how clients can generate this property, see section 3.3.1.1.1.

When requested by clients, servers **MUST** output the property value if it's persisted, or generate it on-the-fly if it's missing, based on the server's internal identifiers for a messaging object, as specified in section 3.2.4.2. For more details about messaging object identification, see section 3.1.1.1.

2.2.1.2.6 *PidTagParentSourceKey*

A **PtypBinary** value on a folder that contains the **PidTagSourceKey** of the parent folder.

2.2.1.2.7 *PidTagChangeKey*

A **PtypBinary** value that contains the serialized XID of the last change to a messaging object.

If the last change to a messaging object was imported from a client by using **RopSynchronizationImportMessageChange**, this property contains a value for the **PidTagChangeKey** property that was passed in fields to that ROP.

If the last change to a messaging object was made by a server, this property contains an XID generated from the **PidTagChangeNumber** property. For more details about generating XIDs based on internal identifiers, see section 3.2.4.2.

2.2.1.2.8 *PidTagPredecessorChangeList*

A **PtypBinary** value that contains a serialized representation of a PredecessorChangeList structure. Represents a set of change numbers for versions of a messaging object in all replicas that were integrated into the current version. This property is used in conflict detection by all protocol roles.

2.2.1.3 Properties for Encoding Differences in Replica Content

Because servers don't maintain a per-client state, the following properties are not persisted on servers and are only present as data in the FastTransfer streams.

All properties are of the Binary type, and contain a serialized IDSET in the REPLID-based form (as specified in section 2.2.2.3.1).

2.2.1.3.1 *PidTagIdsetDeleted*

A **PtypBinary** value that contains a serialization of a REPLID-based IDSET. The IDSET contains the IDs of folders (for hierarchy) or messages (for contents) that were hard- or soft-deleted since the last synchronization identified by the initial ICS state.

2.2.1.3.2 *PidTagIdsetSoftDeleted*

A **PtypBinary** value that contains a serialization of a REPLID-based IDSET. The IDSET contains the IDs of messages that got out of synchronization scope since the last synchronization identified by the initial ICS state. Note, that soft-deleted messages, will be reported in the **PidTagIdsetDeleted** property.

2.2.1.3.3 *PidTagIdsetExpired*

A **PtypBinary** value that contains a serialization of a REPLID-based IDSET. The IDSET contains IDs of *expired message objects* in a public folder that expired since the last synchronization identified by the initial ICS state.

2.2.1.3.4 *PidTagIdsetRead*

A **PtypBinary** value that contains a serialization of a REPLID-based IDSET. The IDSET contains IDs of messages that were marked as read (as specified by the **PidTagMsgStatus** property in [MS-OXPROPS] section 2.1732) since the last synchronization identified by the initial ICS state.

2.2.1.3.5 *PidTagIdsetUnread*

A **PtypBinary** value that contains a serialization of a REPLID-based IDSET. The IDSET contains IDs of messages that were marked as unread (as specified by the **PidTagMsgStatus** property in [MS-OXPROPS] section 2.1732) since the last synchronization identified by the initial ICS state.

2.2.1.4 PidTagAssociated

A **PtypBoolean** value that specifies whether the message being synchronized is an FAI message.

2.2.1.5 PidTagMessageSize

An unsigned **PtypInteger32** value that identifies the size of a message in bytes.

For details about the conditions of the **PidTagMessageSize** presence in message change headers, see section 2.2.3.2.1.1.3.

A server SHOULD make the best effort to calculate this property, but since there's no objective way of computing it, it MUST be treated only as an estimate by client.

2.2.1.6 Properties That Denote Subobjects

The properties in the following table denote subobjects of the messaging objects and can be used in the following:

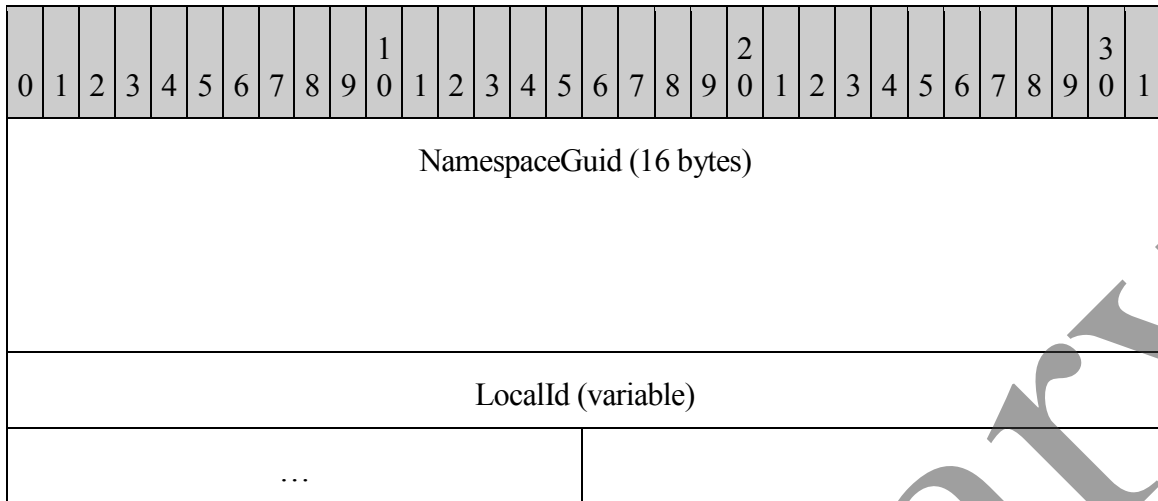
- In the property inclusion and exclusion lists of ROPs that configure download operations. For example, **RopSynchronizationConfigure** and **RopFastTransferSourceCopyTo**.
- As values of **PidTagFXDelProp** meta-properties (as specified in section 2.2.4.1.5.1).

Folder	
PidTagContainerContents	Identifies all normal messages in the current folder.
PidTagFolderAssociatedContents	Identifies all FAI messages in the current folder.
PidTagContainerHierarchy	Identifies all subfolders of the current folder.
Message	
PidTagMessageRecipients	Identifies all recipients of the current message.
PidTagMessageAttachments	Identifies all attachments to the current message.
Attachment	
PidTagAttachmentDataObject	Identifies the embedded message of the current attachment.

2.2.2 Structures

2.2.2.1 XID

Represents an external identifier for an entity within a data store.



NamespaceGuid (16 bytes): A 128-bit GUID that identifies the namespace that the identifier specified by **LocalId** belongs to.

LocalId (variable): A variable binary value that contains the ID of the entity in the namespace specified by **NamespaceGuid**. The length of this field **MUST** be within the [1; 239] range.

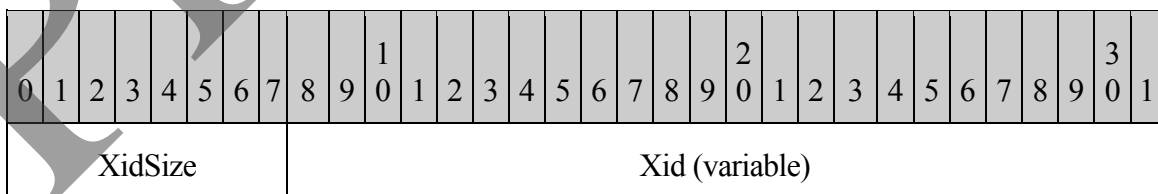
For more details about GUID structures, which are a subtype of an XID, see [MS-OXCSTOR]. For GUIDs, the REPLGUID maps to the **NamespaceGuid** field, and the GLOBCNT maps to the **LocalId** field.

All XIDs with the same **NamespaceGuid** **MUST** have the same length of **LocalId** fields. However, the size of the **LocalId** value cannot be determined by examining the **NamespaceGuid** value and **MUST** be provided externally. In most cases, XID structures are present within other structures, which specify the size of the XID, like **SizedXid** element (as specified in section 2.2.2.2.1) or **propValue** element (as specified in section 2.2.4.3.21).

2.2.2.2 PredecessorChangeList

Contains a set of XIDs that represent change numbers of messaging objects in different replicas. The order of the XIDs does not have significance for interpretation, but is significant for serialization and deserialization. The set of XIDs **MUST** be serialized without padding as an array of **SizedXid** structures sorted by the value of **NamespaceGuid** field of the XID structure.

2.2.2.2.1 SizedXid



...

XidSize (1 byte): An unsigned 8-byte integer. MUST be equal to the size of the **Xid** field in bytes.

Xid (variable): A structure of type **Xid** that contains the value of the external identifier of a change number. This field MUST contain the same number of bytes as specified in the **XidSize** field.

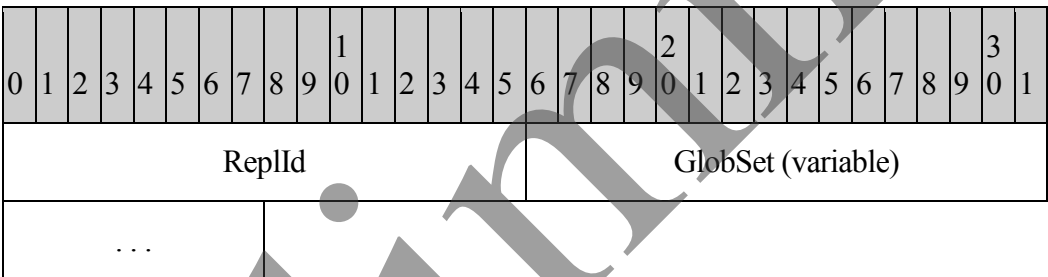
2.2.2.3 IDSET

An IDSET is a set of ID values. The IDSET can be used to contain a set of MID values or a set of FID values or a set of CN values (also known as CNSET). An IDSET MUST NOT contain duplicate ID values.

The serialization format described below is optimized for transfer, and not for in-memory operations. See section 3.1.1.3 for details of the serialization and deserialization process.

2.2.2.3.1 Serialized IDSET with REPLID

For every REPLID and GLOBSET pair represented in the Formatted IDSET, the following needs to be added to the serialization buffer in lowest to highest REPLID order.



ReplId (2 byte): A REPLID value when combined with all GLOBCNT values represented in the **GlobSet** field produces a set of IDs.

GlobSet (variable): A serialized GLOBSET.

2.2.2.3.2 Serialized IDSET with REPLGUID

For every ReplicaGuid and GLOBSET pair represented in the Formatted IDSET, the following needs to be added to the serialization buffer.



ReplGuid (16 bytes)	
GlobSet (variable)	
...	

ReplGuid (16 bytes): A GUID value that represents a REPLGUID. When combined with all GLOBCNT values represented in the **GlobSet** field, produces a set of GIDs. The GUID values can be converted into a REPLID to produce a set of IDs.

GlobSet (variable): A serialized GLOBSET.

2.2.2.4 GLOBSET

GLOBSET is a set of **GLOBCNT** values typically reduced to **GLOBCNT** ranges.

The serialization format described below is optimized for transfer, and not for in-memory operations.

A GLOBSET is serialized without padding as a set of **commands**. For details on how to translate an abstract data model for a GLOBSET into a set of commands, see section 3.1.1.3.

2.2.2.4.1 Push Command (0x01 – 0x06)

The Push command will place high-order bytes onto the common byte stack.

0	1	2	3	4	5	6	7	8	9	1	2	3	4	5	6	7	8	9	2	0	1	2	3	4	5	6	7	8	9	3	0	1	
Command										CommonBytes (variable)																							
...																																	

Command (byte): A value in the range 0x01 – 0x06.

CommonBytes (variable): Variable length byte array to be pushed onto the common byte stack. The length of the byte array is equal to the **Command** value (0x01 – 0x06).

2.2.2.4.2 Pop Command (0x50)

The **Pop** command will remove bytes added to the common byte stack from the previous Push command.

HighValue (variable): Variable length byte array of low-order values for GLOBCNT generation. The number of bytes in this field is equal to six minus the number of high-order bytes in the common byte stack. MUST be greater or equal to **LowValue**, when compared byte to byte.

2.2.2.4.5 End Command (0x00)

The **End** command is used to signal the end of the GLOBSET encoding.

0	1	2	3	4	5	6	7	8	9	0	1	2	3	4	5	6	7	8	9	0	1	2	3	4	5	6	7	8	9	0	1								
										1										2										3									
Command																																							

Command (1 byte): The value 0x00.

2.2.2.5 ProgressInformation

0	1	2	3	4	5	6	7	8	9	0	1	2	3	4	5	6	7	8	9	0	1	2	3	4	5	6	7	8	9	0	1
Version										< padding >																					
FAIMessageCount																															
FAIMessagesTotalSize																															
...																															
NormalMessageCount																															
< padding >																															
NormalMessagesTotalSize																															
...																															

Version (2 bytes): A four-bit value that contains a number that identifies the binary structure of the data that follows. The table above describes a format for version 0x0000, which is the only version of this structure defined for this protocol.

< padding >: SHOULD be set to zeroes and MUST be ignored by clients.

FAIMessageCount (4 bytes): An unsigned 32-bit integer value that contains the total number of changes to FAI messages that are scheduled for download during the current synchronization operation.

FAIMessageTotalSize (8 bytes): An unsigned 64-bit integer value that contains the size in bytes of all changes to FAI messages that are scheduled for download during the current synchronization operation.

NormalMessageCount (4 bytes): An unsigned 32-bit integer value that contains the total number of changes to normal messages that are scheduled for download during the current synchronization operation.

NormalMessageTotalSize (8 bytes): An unsigned 64-bit integer value that contains the size in bytes of all changes to FAI messages that are scheduled for download during the current synchronization operation.

2.2.2.6 PropertyGroupInfo

The **PropertyGroupInfo** structure describes a single property mapping – mapping between group indexes and property tags within a property group. For more details about property groups, see section 3.1.1.1.

0	1	2	3	4	5	6	7	8	9	0	1	2	3	4	5	6	7	8	9	0	1	2	3	4	5	6	7	8	9	0	1
GroupId																															
Reserved																															
GroupCount																															
Groups (variable)																															
...																															

GroupId (4 bytes): An unsigned 32-bit integer value that identifies a property mapping within the current synchronization download.

Reserved (4 bytes): This value MUST be set to 0x00000000.

GroupCount (4 bytes): An unsigned 32-bit integer value that specifies how many **PropertyGroup** structures are present in the **Groups** field.

Groups (variable): An array of **PropertyGroup** structures. This field MUST contain **GroupCount** **PropertyGroup** elements.

2.2.2.6.1 PropertyGroup

0	1	2	3	4	5	6	7	8	9	1	0	1	2	3	4	5	6	7	8	9	2	0	1	2	3	4	5	6	7	8	9	3	0	1
PropertyTagCount																																		
PropertyTags (variable)																																		
...																																		

PropertyTagCount (4 bytes): An unsigned 32-bit integer value that specifies how many tags are present in **PropertyTags**.

PropertyTags (variable): An array of **PropertyTag** structures. This field **MUST** contain **PropertyTagCount** tags.

2.2.2.7 FolderReplicaInfo

The **FolderReplicaInfo** structure contains information about replicas of a public folder.

0	1	2	3	4	5	6	7	8	9	1	0	1	2	3	4	5	6	7	8	9	2	0	1	2	3	4	5	6	7	8	9	3	0	1
Flags																																		
Depth																																		
FolderLongTermId (24 bytes)																																		
ServerDNCount																																		
CheapServerDNCount																																		
ServerDNArray (variable)																																		
...																																		

Flags (4 bytes): **MUST** be set to x00000000.

Depth (4 bytes): **MUST** be set to 0x00000000.

FolderLongTermId (24 bytes): A **LongTermId** structure. Contains the **LongTermId** of a folder, for which replica information is being described.

ServerDNCount (4 bytes): An unsigned 32-bit integer value that determines how many elements exist in **ServerDNArray**.

CheapServerDNCount (4 bytes): An unsigned 32-bit integer value that determines how many of the leading elements in **ReplicaMdbArray** have the same, lowest, network access cost. **CheapServerDNCount** MUST be less than or equal to **ServerDNCount**.

ServerDNArray (variable): An array of ASCII-encoded NULL-terminated strings. MUST contain **ServerDNCount** strings. Contains an enterprise/site/server distinguished name (ESSDN) of servers that have a replica of the folder identifier by **FolderLongTermId**.

2.2.2.8 ExtendedErrorInfo

Contains extended and contextual information about an error that has occurred when producing a FastTransfer stream.

See section 2.2.4.3.4 for details on how this structure is used in FastTransfer error recovery and reporting of partial completion of download operations.

0	1	2	3	4	5	6	7	8	9	10	11	12	13	14	15	16	17	18	19	20	21	22	23	24	25	26	27	28	29	30	31
Version																< padding >															
Error Code																															
FolderGID (22 bytes)																															
...																															
...																< padding >															
MessageGID (22 bytes)																															
...																															
...																< padding >															
Reserved (24 bytes)																															
...																															

AuxBytesCount
AuxBytesOffset
Reserved (optional, variable)
AuxBytes (optional, variable)
...

Version (2 bytes): An unsigned 16-bit integer that determines the format the structure. The format shown above corresponds to version 0x00000000, which is the only version defined for the current and all past versions of the protocol. Servers **MUST** output this structure in a version that corresponds to a version of a protocol chosen by the client.

< padding >: SHOULD be set to zeroes and **MUST** be ignored by the clients.

ErrorCode: One of the error codes defined in [MS-OXCDATA] that describes a reason of a failure.

FolderGID (22 bytes): A GID structure that identifies the folder that was in context at the time the error occurred. **MUST** be filled with zeroes, if no folders were in context.

MessageGID (22 bytes): A GID structure that identifies the message that was in context at the time the error occurred. **MUST** be filled with zeroes, if no messages were in context.

AuxBytesCount (4 bytes): An unsigned 32-bit integer value that specifies the size of the **AuxBytes** field. If set to 0, **AuxBytes** is missing.

AuxBytesOffset (4 bytes): An unsigned 32-bit integer value that specifies the offset in bytes of **Auxbytes** from the beginning of the structure.

Reserved (variable): SHOULD be set to zeroes and SHOULD be ignored by clients.

AuxBytes (optional, variable): A Binary value that **MUST** be present and reside at offset **AuxBytes** from the beginning of the structure, IFF **AuxBytesCount** > 0. If present, **MUST** consist of one or more **AuxBlock** structures serialized sequentially without any padding.

2.2.2.8.1 AuxBlock

0	1	2	3	4	5	6	7	8	9	0	1	2	3	4	5	6	7	8	9	0	1	2	3	4	5	6	7	8	9	0	1
BlockType																BlockBytesCount															
...																BlockBytes (variable)															

...

BlockType (2 bytes): An unsigned 16-bit integer that specifies the format of the **BlockBytes** field. The known types are described in the following table:

0x0000	Exchange Server diagnostic context (opaque)
--------	---

BlockBytesCount (4 bytes): An unsigned 32-bit integer value that specifies the size in bytes of the **BlockBytes** field.

BlockBytes (variable): A Binary value. Semantics are determined by the value of the **BlockType** field. MUST be exactly **BlockBytesCount** bytes long.

Clients MUST ignore any **AuxBlock** structures whose **BlockType** they don't recognize. Unknown **AuxBlocks** can be easily skipped over to subsequent blocks, because their size can always be determined based on **BlockBytesCount**.

2.2.3 ROPs

FastTransfer and ICS operations are performed by sending a specific set of ROP requests to the server.

If a ROP name starts with **RopSynchronization**, it can only be used in ICS operations.

If a ROP name starts with **RopFastTransfer**, it can be used in FastTransfer operations, and MAY also be used ICS operations. See ROP details provided in this section and the table below for more information.

All FastTransfer and ICS operations can be separated into similar steps:

1. Initialization. Configures an operation and assigns it a context, which is used to identify this operation in all subsequent steps.
2. Data transmission. Transmission of messaging object data based on the context configuration.
3. Checkpointing. An Optional step in which data that's required for subsequent initialization of the next iteration of this operation is downloaded.
4. Release of resources. Release of resources held on a server. This includes releasing of the context using **RopRelease**.

Note that the context in step 1 is not a messaging object, which means that it is not persisted in a mailbox and its lifetime is limited to the lifetime of the handle opened for it.

The following table describes the applicability of ROPs for each step of every FastTransfer or ICS operation. See the ROP details in this section for usage directions.

Operation	Initialization	Data transmission	Checkpointing
FastTransfer download	RopFastTransfer - SourceCopy* RopTellVersion	RopFastTransfer - SourceGetBuffer Mailbox data encoded into a FastTransfer stream	
FastTransfer upload	RopFastTransfer - DestinationConfigure RopTellVersion	RopFastTransfer - DestinationPutBuffer Mailbox data encoded into a FastTransfer stream	
ICS download	RopSynchronization - Configure - UploadStateStream*	RopFastTransfer - SourceGetBuffer Mailbox data encoded into a FastTransfer stream	RopSynchronization - GetState RopFastTransfer - SourceGetBuffer Final ICS state is downloaded as a part of data transmission
ICS upload	RopSynchronization - OpenCollector - UploadStateStream*	RopSynchronization - Import* ROPs that operate on a message object.	RopSynchronization - GetState RopFastTransfer - SourceGetBuffer

In this section, whenever applicability of a ROP or protocol details are being discussed, operations to which an explanation applies will be usually referenced by mentioning the type of the context specified in the following table:

Context type	Operations it applies to
Download context	FastTransfer download, ICS download
FastTransfer context	FastTransfer download, FastTransfer upload
FastTransfer download context	FastTransfer download

Context type	Operations it applies to
FastTransfer upload context	FastTransfer upload
synchronization context	ICS download, ICS upload
synchronization download context	ICS download
synchronization upload context	ICS upload

The FastTransfer stream is specified in section 2.2.4.

2.2.3.1 Fast Transfer Copy Operations

2.2.3.1.1 Download

The following steps **MUST** be taken by a client to download copies of messaging objects in FastTransfer mode.

1. Obtain a handle to a messaging object whose contents are requested, or a handle to a messaging object that the client will download a copy of.
2. Send the **RopFastTransferSourceCopy*** request to create a FastTransfer download context on the server and define the parameters and the scope of the operation.
3. Optionally, send a **RopTellVersion** request, if performing a server-to-client-to-server upload (as specified in section 3.3.4.1.2.1).
4. Iteratively send **RopFastTransferSourceGetBuffer** requests on the FastTransfer context to retrieve the FastTransfer stream with serialized messaging objects.
5. Send a **RopRelease** request to release the messaging object and FastTransfer context obtained in steps 1 and 2.

2.2.3.1.1.1 RopFastTransferSourceCopyTo

RopFastTransferSourceCopyTo initializes a FastTransfer operation to download content from a given messaging object and its descendant subobjects.

The object output in **OutputServerObject** field **MUST** be released using **RopRelease** as soon as the client no longer needs it.

Request:

InputServerObject: **MUST** be either an attachment, or a message or a folder object.

Level (1 byte): An unsigned 8-bit integer. Set to 0 if all descendant subobjects have to be included in the copying, unless explicitly excluded in **PropertyTags**. Set to non-zero if all descendant subobject have to be excluded from copying. Note that this field **MUST NOT** be considered when determining what properties and subobjects to copy for descendant subobjects of **InputServerObject**.

CopyFlags (4 byte): A 32-bit flags structure. For more details about the possible values of this structure, see section 2.2.3.1.1.1.1.

SendOptions (1 byte): An 8-bit flag structure. For more details about possible values for this structure, see section 2.2.3.1.1.1.2.

PropertyTagCount (2 bytes): An unsigned 16-bit integer. This value specifies the number of structures in the **PropertyTags** field.

PropertyTags (variable): An array of **PropertyTag** structures. Specifies properties and subobjects (as specified in section 2.2.1.6) to exclude when copying a messaging object pointed to by the **InputServerObject**. Note that this field **MUST NOT** be considered when determining what properties and subobjects to copy for descendant subobjects of **InputServerObject**. See section 3.2.4.6 for more information on effect of property and subobject filters on download operations.

Response:

ReturnValue: An unsigned 32-bit integer. This value represents the ROP execution status.

OutputServerObject: **MUST** be the FastTransfer download context. **MUST** be present IFF **ReturnValue** equals **Success**.

Remarks:

If **InputServerObject** is a folder opened to show soft-deleted messages, then the scope of an operation that this ROP initiates will only include soft-deleted messages. Otherwise, only normal, non-deleted messages will be included. This applies at all levels that are permitted by the **Level** field.

The **Level** field **MUST** be ignored and treated as if it is set to 0 if **InputServerObject** is an attachment object.

2.2.3.1.1.1.1 CopyFlag

Defines parameters of the FastTransfer download operation.

Move	0x00000001	<u>MUST NOT be passed if InputServerObject is not a folder or a message.</u> If this flag is set, the client identifies the FastTransfer operation being configured as a logical part of a larger object move operation. If this flag is specified for a download operation, the server SHOULD NOT output any objects in a FastTransfer stream that the client does not have permissions to delete. See 3.2.4.4.1 for more server details.
CopySubfolders	0x00000010	<u>MUST NOT be passed to any ROP other than</u>

		<p><u>RopFastTransferSourceCopyFolder</u> .</p> <p>This flag identifies whether subfolders of a folder specified in InputServerObject, MUST be recursively included into the scope.</p>
SendEntryId	0x00000020	<p>MUST NOT be passed to any ROP other than <u>RopFastTransferSourceCopyMessages</u> and <u>RopFastTransferSourceCopyFolder</u>.</p> <p>By setting this flag, message and change identification information is not removed from output.</p>
RecoverMode	0x00000200	<p>This flag is ignored. Clients MUST use SendOption RecoverMode instead.</p>
BestBody	0x00002000	<p>This flag is ignored by any ROPs other than</p> <ul style="list-style-type: none"> • <u>RopFastTransferSourceCopyTo if InputServerObject is a message</u> • <u>RopFastTransferSourceCopyMessages</u> <p>If set, the server SHOULD output message bodies in their original format.</p> <p>If not set, the server MUST output message bodies in the compressed RTF format.</p>

Servers MAY fail the command if unknown flag bits are set.

2.2.3.1.1.1.2 SendOption

Defines the parameters of a download operation that relate to data representation.

Unicode	0x01	<p>See the following table for all possible combinations of encoding flags.</p> <p>When used on RopSynchronizationConfigure, MUST match the value of the Unicode SynchronizationFlag (as specified in section 2.2.3.2.1.1.2).</p>
ForUpload	0x03	<p>Used in FastTransfer operations only when the client requests a FastTransfer stream with the intent of uploading it immediately to another destination server. <5></p> <p>The ROP that uses this flag MUST be followed by RopTellVersion. See section 3.3.4.1.2.1 for details on how this impacts behaviors of servers and clients.</p>

RecoverMode	0x04	Used when a client supports recovery mode and requests that a server MUST attempt to recover from failures to download changes for individual messages. MUST NOT be set when ForUpload flag is set.
ForceUnicode	0x08	See the following table for all possible combinations of encoding flags.
Partial	0x10	<u>MUST NOT be passed for anything but contents synchronization download.</u> This flag is set if a client supports partial message downloads. If a server supports this mode, it SHOULD output partial message changes if it reduces the size of produced stream.

Servers **MUST** fail the ROP if any unknown flag bits are set.

The following table lists all valid combinations of the **Unicode** | **ForceUnicode** flags:

0	String properties MUST be output in the codepage set in RopLogon .
Unicode	String properties MUST be output either in Unicode, or in the codepage set on the current logon, with Unicode being preferred.
Unicode ForceUnicode	String properties MUST be output in Unicode

2.2.3.1.1.2 RopFastTransferSourceCopyProperties

RopFastTransferSourceCopyProperties initializes a FastTransfer operation to download content from a given messaging object and its descendant subobjects.

The object output in **OutputServerObject** field **MUST** be released using **RopRelease** as soon as the client no longer needs it.

Request:

InputServerObject: **MUST** be either an attachment, or message or a folder object.

Level (1 byte): An unsigned 8-bit integer. Set to 0 if descendant subobjects have to be included in the copying, if explicitly included in **PropertyTags**. Set to non-zero if all descendant subobject have to be excluded from copying. Note that this field **MUST NOT** be considered when determining what properties and subobjects to copy for descendant subobjects of **InputServerObject**.

CopyFlags (1 byte): An 8-bit flag structure. The possible values for this structure are defined in 2.2.3.1.1.1.1.

SendOptions (1 byte): An 8-bit flag structure. The possible values for this structure are defined in 2.2.3.1.1.1.1.

PropertyTagCount (2 bytes): An unsigned 16-bit integer. This value specifies the number of structures in the **PropertyTags** field.

PropertyTags (variable): An array of PropertyTag structures. This array specifies the properties and subobjects (as specified in section 2.2.1.6) to copy from the messaging object pointed to by the **InputServerObject**. Note that this field **MUST NOT** be considered when determining what properties and subobjects to copy for descendant subobjects of **InputServerObject**.

Response:

ReturnValue: An unsigned 32-bit integer. This value represents the ROP execution status.

OutputServerObject: **MUST** be the FastTransfer download context. **MUST** be present IFF **ReturnValue** equals **Success**.

Remarks:

This ROP is very similar to **RopFastTransferSourceCopyTo**, with the following exceptions:

- **PropertyTags** specify a list of properties and subobjects to include, as opposed to exclude.
- **BestBody** logic **SHOULD NOT** be used when copying messages.

2.2.3.1.1.3 RopFastTransferSourceCopyMessages

RopFastTransferSourceCopyMessages initializes a Fast Transfer operation of downloading content and descendant subobjects for messages identified by a given set of IDs.

The object output in **OutputServerObject** field **MUST** be released using **RopRelease** as soon as the client no longer needs it.

Request:

InputServerObject: **MUST** be a folder object.

MessageIdCount (2 bytes): An unsigned 16-bit integer. This value specifies the number of identifiers in the **MessageIds** field. **MUST** be greater than 0.

MessageIds (variable): An array of 64-bit identifiers. This list specifies IDs of the messages to copy. Messages **MUST** be contained by a folder identified by **InputServerObject**.

CopyFlags (1 byte): An 8-bit flag structure. The possible values for this structure are defined in section 2.2.3.1.1.1.1.

SendOptions (1 byte): An 8-bit flag structure. The possible values for this structure are defined in section 2.2.3.1.1.1.1.

Response:

ReturnValue: An unsigned 32-bit integer. This value represents the ROP execution status.

OutputServerObject: MUST be the FastTransfer download context. MUST be present IFF **ReturnValue** equals **Success**.

2.2.3.1.1.4 RopFastTransferSourceCopyFolder

RopFastTransferSourceCopyFolder initializes a FastTransfer operation to download properties and descendant subobjects for a specified folder.

The object output in **OutputServerObject** field MUST be released using **RopRelease** as soon as the client no longer needs it.

Request:

InputServerObject: MUST be a folder object.

CopyFlags (1 byte): An 8-bit flag structure. The possible values for this structure are defined in section 2.2.3.1.1.1.1.

SendOptions (1 byte): An 8-bit flag structure. The possible values for this structure are defined in section 2.2.3.1.1.1.1.

Response:

ReturnValue: An unsigned 32-bit integer. This value represents the ROP execution status.

OutputServerObject: MUST be the FastTransfer download context. MUST be present IFF **ReturnValue** equals **Success**.

Remarks:

This ROP is very similar to **RopFastTransferSourceCopyTo**, with the following exceptions:

- The type of the **InputServerObject** is limited to a folder object.
- The FastTransfer stream produced by an operation configured with this ROP wraps folder properties and subobjects with the `topFolder` element (as specified in section 2.2.4.4).
- All properties and contained messages are copied.
- The **CopySubfolders** flag of **CopyFlag** field indicates whether to copy subfolders.
- **BestBody** logic SHOULD NOT be used when copying messages.

2.2.3.1.1.5 RopFastTransferSourceGetBuffer

RopFastTransferSourceGetBuffer downloads the next portion of a FastTransfer stream that's produced by a previously configured download operation.

Request:

InputServerObject: MUST be a download context.

BufferSize (2 bytes): An unsigned 16-bit integer. This field specifies the maximum amount of data (in bytes) to be output in the **TransferBuffer**. If this value is 0xBABE, then the server determines the buffer size based on the residual size of the RPC buffer.

Clients SHOULD set this to a sentinel value of 0xBABE to achieve maximum efficiency.

MaximumBufferSize (2 bytes, optional): An unsigned 16-bit integer that specifies the maximum size limit when the server determines the buffer size.

MUST be present IFF **BufferSize** is set to a sentinel value of 0xBABE.

Clients SHOULD set this value to at least the size of the output RPC buffer to achieve maximum efficiency.

Response:

Return Value: An unsigned 32-bit integer. This value represents the ROP execution status. The following table lists error codes that clients SHOULD implement special handling for:

Name	Description
ServerBusy	The client MUST wait at least for a period of time specified in BackoffTime before retrying the ROP. Servers MUST NOT output this error code if a client did not indicate <8> that is supports BackOff on connect. For more details about version checking, see [MS-OXCRPC] section 3.1.9.

TransferStatus (2 bytes): A 16-bit enumeration. The possible values for this enumeration are defined in section 2.2.3.1.1.5.1.

InProgressCount (2 bytes): An unsigned 16-bit integer. The number of steps that have already been completed in the current operation. Only usable for progress information display.

TotalStepCount (2 bytes): An unsigned 16-bit integer that contains the approximate total number of steps to be completed in the current operation. Only usable for progress information display.

Reserved (1 byte): MUST be set to 0x00 when sending and ignored on receipt.

TransferBufferSize (2 bytes): An unsigned 16-bit integer. This value specifies the size of the **TransferBuffer** field.

TransferBuffer (variable, optional): An array of bytes that contains the next portion of a FastTransfer stream. The syntax of the FastTransfer stream is explained in section 2.2.4. MUST be present IFF the error code is not **ServerBusy**.

BackoffTime (4 bytes, optional): An unsigned 32-bit integer that contains the time, in milliseconds, that a client MUST wait before retrying the ROP. MUST be present **IFF** the error code is **ServerBusy**.

Remarks:

To obtain all data output by an operation, this ROP MUST be sent iteratively, since the amount of data that can be passed in one RPC is limited by its maximum size. A client MUST stop sending this ROP on a download context as soon as it receives **TransferStatus Done** or **Error**.

RopFastTransferSourceGetBuffer supports *packed buffers*, as specified in [MS-OXCRPC] section 3.1.7.2.

If **BufferSize** is set to a sentinel value of 0xBABE, the server MUST limit the amount of data returned in **TransferBuffer** to the residual size of the output buffer minus result structure overhead, or **MaxBufferSize**, whichever is smaller.

The value of **BufferSize**, if it's set to a value other than sentinel value of 0xBABE, has the following semantics:

The server:

- MUST fail the command before processing
 - by failing the entire RPC with **ecBufferTooSmall** if it won't be able to fit the result with **BufferSize** bytes in **TransferBuffer** into the biggest possible output RPC buffer allowed by the protocol
 - by returning **RopBufferTooSmall** if it won't be able to fit the result with **BufferSize** bytes in **TransferBuffer** into the residual output RPC buffer
- MUST output at most **BufferSize** bytes in **TransferBuffer** even if there's more data available.
- Returns less than or equal to the **BufferSize** bytes in **TransferBuffer**.

2.2.3.1.1.5.1 TransferStatus

Represents the status of the download operation after producing data for the **TransferBuffer** field.

Value	Bit	Description
Error	0x0000	The download stopped because a non-recoverable error has occurred when producing a FastTransfer stream. The ReturnValue field of the ROP output buffer contains a code for that error.
Partial	0x0001	The FastTransfer stream was split in the middle of a variable-sized property value.
NoRoom	0x0002	The FastTransfer stream was split between two atom elements (see section 2.2.4.1).
Done	0x0003	This was the last portion of the FastTransfer stream.

2.2.3.1.1.6 RopTellVersion

RopTellVersion is used to provide the version of one server to another server participating in the server-to-client-to-server upload (as specified in section 3.3.4.1.2.1).

Request:

Version (6 bytes): Array of 3 unsigned 16-bit integers. This array contains the version information for another server participating in the server-to-client-to-server upload. The format of this structure is the same as that specified in [MS-OXCRPC] section 3.1.9.

Response:

ReturnValue: An unsigned 32-bit integer. This value represents the ROP execution status.

2.2.3.1.2 Upload

The following steps **MUST** be taken by a client to upload copies of messaging objects in FastTransfer mode.

1. Obtain a handle to an object, for which appending or replacing of properties and/or subobjects is requested.
2. Send the **RopFastTransferDestinationConfigure** to create a FastTransfer upload context on the server and define the parameters of an operation.
3. Optionally, send **RopTellVersion** if performing a server-to-client-to-server upload (as specified in section 3.3.4.1.2.1).
4. Iteratively send the **RopFastTransferDestinationPutBuffer** on the FastTransfer context to upload the FastTransfer stream with the serialized messaging objects.
5. Send **RopRelease** to release the messaging object and the FastTransfer context obtained in steps 1 and 2

In step 4 above, if a client simply re-sends the stream that it's getting through the FastTransfer download, it **MAY** consider using an optimized server-to-client-to-server upload process as specified in section 3.3.4.1.2.1.

2.2.3.1.2.1 RopFastTransferDestinationConfigure

RopFastTransferDestinationConfigure initializes a FastTransfer operation for uploading content encoded in a client-provided FastTransfer stream, into a mailbox.

The object output in **OutputServerObject** field **MUST** be released using **RopRelease** as soon as the client no longer needs it.

Request:

InputServerObject: **MUST** be either an attachment, or message, or a folder object.

SourceOperation (1 byte): An 8-bit enumeration. The possible values for this enumeration are specified in section 2.2.3.1.2.1.1.

CopyFlags (1 byte): 8-bit flags structure. The possible values for this structure are specified in section 2.2.3.1.1.1.1.

Response:

ReturnValue: An unsigned 32-bit integer. This value represents the ROP execution status.

OutputServerObject: MUST be the FastTransfer upload context. MUST be present IFF **ReturnValue** equals **Success**.

Remarks:

Any changes to an object identified by **InputServerObject**, are not persisted until **RopSaveChangesMessage** or **RopSaveChangesFolder** is called.

2.2.3.1.2.1.1 SourceOperation

This enumeration is used to specify the type of data in a FastTransfer stream that would be uploaded using **RopFastTransferDestinationPutBuffer** on the FastTransfer upload context returned in the **OutputServerObject** field.

SourceOperation enumeration value	Root element in FastTransfer stream	Conditions
CopyTo CopyProperties	folderContent	InputServerObject is a folder object
	messageContent	InputServerObject is a message object
	attachmentContent	InputServerObject is an attachment object
CopyMessages	messageList	
CopyFolder	topFolder	

If a FastTransfer stream to be uploaded is produced by a FastTransfer download operation, a client MUST pass a value that corresponds to a **RopFastTransferSourceCopy*** ROP that was used to configure the download operation:

SourceOperation enumeration value	Ordinal value	Corresponding ROP of the FastTransfer download
CopyTo	0x01	RopFastTransferSourceCopyTo
CopyProperties	0x02	RopFastTransferSourceCopyProperties
CopyMessages	0x03	RopFastTransferSourceCopyMessages
CopyFolder	0x04	RopFastTransferSourceCopyFolder

Servers MUST stop execution of the ROP if an unknown SourceOperation value is passed.

2.2.3.1.2.2 **RopFastTransferDestinationPutBuffer**

RopFastTransferDestinationPutBuffer uploads the next portion of an input FastTransfer stream for a previously configured FastTransfer upload operation.

Request:

InputServerObject: MUST be a FastTransfer upload context.

TransferDataSize (2 bytes): An unsigned 16-bit integer. This value specifies the size of the **TransferData** field.

TransferData (variable): An array of bytes. This array contains the data to be uploaded to the destination fast transfer object and contains the next portion of a FastTransfer stream. The syntax of the FastTransfer stream is specified in section 2.2.4.

Response:

ReturnValue: An unsigned 32-bit integer. This value represents the ROP execution status.

TransferStatus (2 bytes): A 16-bit enumeration. The possible values for this enumeration are specified in section 2.2.3.1.1.5.1. This value specifies the current status of the transfer.

InProgressCount (2 bytes): An unsigned 16-bit integer that specifies the number of steps that have been completed in the current operation. This field is only usable for progress information display.

TotalStepCount (2 bytes): An unsigned 16-bit integer that contains the approximate total number of steps to be completed in the current operation. This field is only usable for progress information display.

Reserved (1 byte): MUST be set to 0x00 when sending and ignored on receipt.

BufferUsedSize (2 bytes): An unsigned 16-bit integer. This value is the buffer size that was used. MAY be less than **TransferDataSize** IFF a ROP failed and **ReturnValue** is not equal to **Success**.

2.2.3.2 Incremental Change Synchronization

The following figure shows the steps involved in ICS.

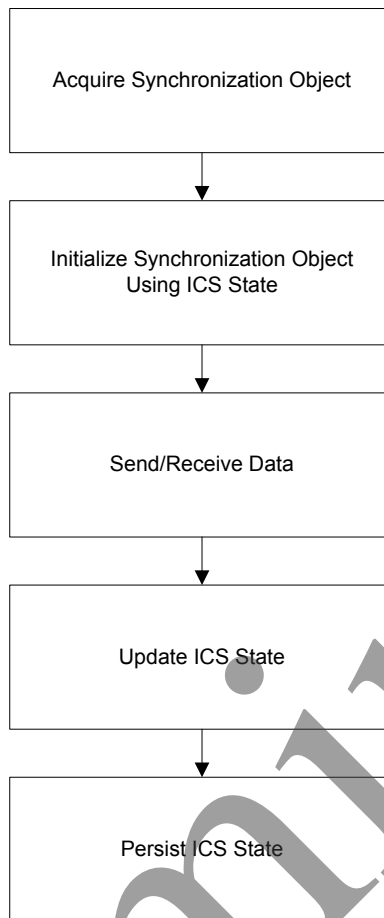


Figure 1. Steps in Incremental Change Synchronization.

For a client-centric explanation of how to use this protocol to maintain the local replica of a mailbox, see [MS-OXCSYNC].

2.2.3.2.1 Download

The following steps **MUST** be taken by a client when downloading mailbox differences from a server.

1. Obtain a handle to a folder object, for which synchronization is to be requested. For details about obtaining a folder handle, see [MS-OXCFOLD].
2. Send the **RopSynchronizationConfigure** request to create a synchronization download context on the server and define the parameters and the scope of an operation.
3. Send the **RopSynchronizationUploadStateStreamBegin/-Continue/-End** requests to upload the initial ICS state information to the synchronization context.

4. Iteratively send the **RopFastTransferSourceGetBuffer** request on the synchronization context to retrieve the FastTransfer stream of the mailbox differences and the final ICS state.
5. Persist the ICS State
6. Send the **RopRelease** request to release the folder object and the synchronization context obtained in steps 1 and 2.

2.2.3.2.1.1 RopSynchronizationConfigure

RopSynchronizationConfigure is used to define the scope and parameters of the synchronization download operation. The client **MUST** upload the last remaining piece of configuration data, the initial ICS State, before it can request a FastTransfer stream containing differences from the server.

Synchronization scope determines boundaries of a synchronization operation, and is defined by a type of objects considered for synchronization (folders for hierarchy and messages for contents synchronizations), a folder that contains these objects as children (contents) or descendants (hierarchy), and a restriction on messages within that a folder (contents). See section 3.3.1.2 for more details.

The object output in **OutputServerObject** field **MUST** be released using **RopRelease** as soon as the client no longer needs it.

Request:

InputServerObject: **MUST** be a folder object that contributes to the **synchronization scope**.

SynchronizationType (1 byte): An 8-bit enumeration that defines the type of synchronization requested: content or hierarchy. This field contributes to the synchronization scope. For the possible values for this enumeration, see section 2.2.3.2.1.1.1.

SendOptions (1 byte): An 8-bit enumeration that identifies options for sending the data. For the possible values for this enumeration, see section 2.2.3.1.1.1.1.

SynchronizationFlags (2 bytes): A 16-bit flag structure that defines parameters of the synchronization operation. For the possible values of this structure, see section 2.2.3.2.1.1.2.

RestrictionDataSize (2 bytes): An unsigned 16-bit integer that specifies the length of the **RestrictionData** field.

RestrictionData (variable): The variable-length **Restriction** structure, which is used to select the data to be synchronized. This value contributes to the synchronization scope. This field is used in contents synchronization only. The value **MUST** be set to 0 if **SynchronizationType** is set to Hierarchy. For more details about restrictions, see [MS-OXCDATA].

SynchronizationExtraFlags (4 bytes): A 32-bit flag structure. For the possible values of this structure, see section 2.2.3.2.1.1.3.

PropertyTags (variable): An array of **PropertyTag** structures (as specified in section 2.2.3.2.1.1.4).

Response:

ReturnValue: An unsigned 32-bit integer. This value represents the status of the ROP execution.

OutputServerObject: This value MUST be the synchronization download context. This value MUST be present IFF **ReturnValue** is **Success**.

2.2.3.2.1.1.1 SynchronizationType

Name	Value	Description
Contents	0x01	Indicates a contents synchronization
Hierarchy	0x02	Indicates a hierarchy synchronization

Servers MUST fail the ROP if an unknown **SynchronizationType** value is passed.

2.2.3.2.1.1.2 SynchronizationFlag

Name	Value	Description
Unicode	0x0001	The client supports Unicode. The server MUST output values of string properties as they are stored, whether in Unicode or non-Unicode. This flag MUST match the value of the Unicode flag from SendOptions field.
NoDeletions	0x0002	The server MUST NOT download information about deletions.
NoSoftDeletions	0x0004	MUST NOT be passed for anything but contents synchronization download. The server MUST NOT download information about messages that went out of scope. This flag MUST be treated as set if NoDeletions is set.
ReadState	0x0008	MUST NOT be passed for anything but contents synchronization download. The server MUST also download information about changes to the read state of messages.
FAI	0x0010	MUST NOT be passed for anything but contents synchronization download. The server MUST ignore any changes to FAI messages

		unless this flag is set.
Normal	0x0020	MUST NOT be passed for anything but contents synchronization download. The server MUST ignore any changes to normal messages unless this flag is set.
OnlySpecifiedProperties	0x0080	MUST NOT be passed for anything but contents synchronization download. If this flag is not set, a server SHOULD exclude properties and subobjects output for folders and top-level messages, if they are listed in PropertyTags . If this flag is set, a server SHOULD limit properties and subobjects output for top-level messages to properties listed in PropertyTags .
NoForeignIdentifiers	0x0100	The server MUST ignore any persisted values for the PidTagSourceKey and PidTagParentSourceKey properties when producing output for folder and message changes. Clients SHOULD set this flag. For more details about possible problems if this flag is not set, see section 3.3.1.1.3.
Reserved	0x1000	MUST be set to 0 when sending. Servers MUST fail the ROP request if this flag set.
BestBody	0x2000	MUST NOT be passed for anything but contents synchronization download. If set, a server SHOULD <10> output message bodies in their original format. If not set, a server MUST output message bodies in the compressed RTF format.
IgnoreSpecifiedOnFAI	0x4000	MUST NOT be passed for anything but contents synchronization download. If set, all properties and subobjects of FAI messages MUST be output.
Progress	0x8000	MUST NOT be passed for anything but contents synchronization download. A server SHOULD inject progress information into the output FastTransfer stream. This flag is in addition to the

		means of progress reporting available through the RopFastTransferSourceGetBuffer results.
--	--	--

Servers SHOULD fail the ROP if unknown flag bits are set.

2.2.3.2.1.1.3 SynchronizationExtraFlag

Name	Value	Description
Eid	0x00000001	A server MUST include PidTagFid (for hierarchy) or PidTagMid (for contents) into a folder change or message change header IFF this flag is set.
MessageSize	0x00000002	MUST NOT be passed for anything but contents synchronization download. A server MUST include the PidTagMessageSize property into a message change header IFF this flag is set.
Cn	0x00000004	A server MUST include the PidTagChangeNumber property into a message change header IFF this flag is set.
OrderByDeliveryTime	0x00000008	MUST NOT be passed for anything but contents synchronization download. A servers MUST sort message changes by using the PidTagMessageDeliveryTime property.

Servers MUST ignore any unknown flag bits.

2.2.3.2.1.1.4 PropertyTags

Specifies properties and subobjects (as specified in section 2.2.1.6) to exclude or include.

This field has different semantics, depending on the value of the **SynchronizationFlag**

OnlySpecifiedProperties:

- If the **OnlySpecifiedProperties** flag is not set, the server SHOULD exclude properties and subobjects from output for folders and top-level messages, if the property is listed in the **PropertyTags** field.
- If the **OnlySpecifiedProperties** flag is set, the server SHOULD limit properties and subobjects output for top-level messages to properties listed in the **PropertyTags** field.

In addition to regular property tags, this field can contain property tags for the properties that denote message subobjects (as specified in section 2.2.4.1.5). Inclusion of these properties in

the **PropertyTags** field means that the server SHOULD include or exclude these special parts from output for top-level messages.

2.2.3.2.2 *Uploading State*

Once the synchronization context is acquired, the client MUST supply the initial ICS State (as specified in section 2.2.1.1) before executing any other ROPs on it. Depending on the type of the context, a client MUST or SHOULD upload the initial ICS state before proceeding. The client MAY elect not to upload the initial ICS state when performing synchronization upload. See section 3.3.4.2.2.1 for details on how that would impact responsibilities of the roles. The following table summarizes the requirements for the ICS state properties being uploaded to different synchronization contexts:

ICS state property	Hierarchy download	Contents download	Hierarchy upload	Contents upload
PidTagIdsetGiven	MUST	MUST		
PidTagCnsetSeen	MUST	MUST	SHOULD	SHOULD
PidTagCnsetSeenFAI		MUST		SHOULD
PidTagCnsetRead		MUST		SHOULD

Uploading the ICS state is done sequentially, property by property. The order in which properties are uploaded does not matter. The upload of each property MUST be initiated by sending the **RopSynchronizationUploadStateStreamBegin** request, followed by one or more **RopSynchronizationUploadStateStreamContinue** requests. The upload is finished with the **RopSynchronizationUploadStateStreamEnd** ROP.

2.2.3.2.2.1 **RopSynchronizationUploadStateStreamBegin**

Initiates the upload of an ICS state property into the synchronization context. No other property upload MUST be in progress for this synchronization context, and a property that's being specified in this ROP SHOULD NOT have been already uploaded into this synchronization context. This ROP MUST be followed by **RopSynchronizationUploadStateStreamContinue** or **RopSynchronizationUploadStateStreamEnd**.

Request:

InputServerObject: MUST be a synchronization context.

StateProperty (4 bytes): A 32-bit **PropertyTag** structure. Valid input is restricted to the property tags of the ICS state properties specified in section 2.2.1.1: **PidTagIdsetGiven**, **PidTagCnsetSeen**, **PidTagCnsetSeenFAI**, **PidTagCnsetRead**.

TransferBufferSize (4 bytes): An unsigned 32-bit integer. This value specifies the size of the stream to be uploaded by **RopSynchronizationUploadStateStreamContinue**.

Response:

ReturnValue: An unsigned 32-bit integer. This value represents the ROP execution status.

2.2.3.2.2.2 RopSynchronizationUploadStateStreamContinue

Continues to upload an ICS state property value into the synchronization context. This ROP MUST be followed by **RopSynchronizationUploadStateStreamContinue** or **RopSynchronizationUploadStateStreamEnd**. Upload MUST be initiated by sending of **RopSynchronizationUploadStateStreamBegin**.

Request:

InputServerObject: MUST be a synchronization context.

StreamDataSize (2 bytes): An unsigned 16-bit integer. This value specifies the size of the **StreamData** field.

StreamData (variable): This array contains the state stream data to be uploaded.

Response:

ReturnValue: An unsigned 32-bit integer. This value represents the ROP execution status.

Remarks:

Clients SHOULD skip this ROP if the size of the remaining data specified in **StreamDataSize** field is 0.

2.2.3.2.2.3 RopSynchronizationUploadStateStreamEnd

Concludes the upload of an ICS state property value into the synchronization context. The upload MUST be initiated by sending a **RopSynchronizationUploadStateStreamBegin** request followed by zero or more iterations of **RopSynchronizationUploadStateStreamContinue**.

Servers concatenate **StreamData** from all received **RopSynchronizationUploadStateStreamContinue** requests for a given ICS state property.

Request:

InputServerObject: MUST be a synchronization context.

Response:

ReturnValue: An unsigned 32-bit integer. This value represents the ROP execution status.

2.2.3.2.3 Downloading State

2.2.3.2.3.1 RopSynchronizationGetTransferState

Creates a FastTransfer download context for a snapshot of the checkpoint ICS state of the operation identified by the given synchronization context.

The object output in **OutputServerObject** MUST be released using **RopRelease** as soon as the client no longer needs it.

Request:

InputServerObject: MUST be a synchronization context, either download or upload.

Response:

ReturnValue: An unsigned 32-bit integer. This value represents the ROP execution status.

OutputServerObject: MUST be the synchronization download context for the ICS state. MUST be present IFF **ReturnValue** equals **Success**.

2.2.3.2.4 Upload

The following steps MUST be taken by a client when uploading mailbox differences to a server.

1. Obtain a handle to the Folder messaging object (as specified in [MS-OXCFCOLD]) that will be synchronized.
2. Send a **RopSynchronizationOpenCollector** request to create a synchronization context on the server and to define parameters and the scope of an operation.
3. [Optional] Send the **RopSynchronizationUploadStateStreamBegin/-Continue/-End** request to upload the initial ICS state information to the synchronization context.
4. Upload changes, moves and deletes of individual objects within the mailbox through **RopSynchronizationImport*** ROPs, while passing the synchronization context obtained in step 2.
5. [Optional] Obtain the final ICS state by doing the following:
 - a. Acquire a separate FastTransfer download context for a checkpoint ICS state by using **RopSynchronizationGetTransferState** and passing the synchronization upload context obtained in step 2 in the request buffer.
 - b. Perform the FastTransfer download steps 4-5 (as specified in section 2.2.3.1.1) on the FastTransfer download context acquired in step (a).
 - c. Release the FastTransfer download context obtained in step (a).
6. Persist the ICS state
7. Send the **RopRelease** request to release the folder object and the synchronization upload context obtained in steps 1 and 2.

The client MAY elect not to upload/download the ICS states in steps 3 and 5. See section 3.3.4.2.2.1 for details on how that would impact responsibilities of the roles.

When uploading hierarchy differences, the client sends the following ROP requests:

- **RopSynchronizationImportHierarchyChange**
- **RopSynchronizationImportDeletes**

When uploading content differences, the client can send any combination of the following ROPs requests:

- **RopSynchronizationImportMessageChange.** Imports new messages or changes to existing messages.
- **RopSynchronizationImportMessageMove.** Communicates the movement of messages between folders within the same mailbox.
- **RopSynchronizationImportDeletes.** Imports deletions of messages.
- **RopSynchronizationImportReadStateChanges.** Imports changes to the read state of messages.

These ROPs do not have to be sent in any specific order and can be mixed together. For example, all the deletions do not have to be uploaded before all the message moves, and all the message changes do not have to be uploaded before all the deletions. See [MS-OXCSYNC] section 3.1.5.2 for best practices of ordering different types of upload and download operations.

Be aware that **RopSynchronizationImportMessageChange** returns a handle of a message object, which the client MUST populate with the contents of the message. The client populates the message object by sending **ROPSetProperties**, **ROPCreateAttachment**, and so on, followed by **ROPSaveChangesMessage**. For details about additional ROPs, see [MS-OXCROPS] and [MX-OXCMSG].

The following table lists the common return values from the **RopSynchronizationImport*** ROPs that clients SHOULD have special processing for:

Value	Description
Success	No error occurred, or a conflict has been resolved.
NoParentFolder	The parent folder never existed.
ObjectDeleted	An object or its parent folder has already been deleted.
IgnoreFailure	The change was ignored, as it has been superseded by another change.

For the complete list of error codes, see [MS-OXCDATA] section 2.4.

2.2.3.2.4.1 RopSynchronizationOpenCollector

RopSynchronizationOpenCollector configures the synchronization upload operation, and returns a handle to a synchronization upload context.

A client SHOULD upload the initial ICS State (as specified in section 2.2.3.2.2) into the returned synchronization context prior to using any **RopSynchronizationImport*** ROPs. The client MAY elect not to upload the initial ICS state. See section 3.3.4.2.2.1 for details on how that would impact responsibilities of the roles.

The object output in the **OutputServerObject** field MUST be released using **RopRelease** as soon as the client no longer needs it.

Request:

InputServerObject: MUST be a Folder object that contributed to the synchronization scope that corresponds to the initial ICS state to be uploaded (as specified in section 3.3.1.2).

IsContentsCollector (1 byte): An 8-bit Boolean value. TRUE (non-zero) if synchronization upload is requested for contents of folders, and FALSE if it is requested for their hierarchy.

Response:

ReturnValue: An unsigned 32-bit integer. This value represents the ROP execution status.

OutputServerObject: MUST be the synchronization upload context. MUST be present IFF **ReturnValue** equals **Success**.

2.2.3.2.4.2 RopSynchronizationImportMessageChange

RopSynchronizationImportMessageChange is used to import new messages or full changes to existing messages into the server replica.

The object output in the **OutputServerObject** field MUST be released using **RopRelease** as soon as the client no longer needs it.

Request:

InputServerObject: MUST be the synchronization upload context configured for the collection of changes to content.

ImportFlag (1 byte): An 8-bit flag structure. For details about the possible values for this structure, see section 2.2.3.2.4.2.1.

PropertyValueCount (2 bytes): An unsigned 16-bit integer. This value specifies the number of structures in the **PropertyValues** field.

PropertyValues (variable): An array of **PropertyValue** structures. These values are used to specify extra properties on the message, properties that cannot be set using **RopSetProperties**. The following table lists the restrictions that exist for properties passed in this field:

Name	Restrictions	Comments
PidTagSourceKey	Required Fixed position	XID of a message being uploaded in a local replica.
PidTagLastModificationTime	Required Fixed position	
PidTagChangeKey	Required Fixed position	XID of a change of a message being uploaded in a local replica. See section 3.1.1.1 for

Name	Restrictions	Comments
		information on how clients can generate its value.
PidTagPredecessorChangeList	Required Fixed position	
< other properties >	<i>Prohibited</i>	

Response:

ReturnValue: An unsigned 32-bit integer. This value represents the ROP execution status. For details about the common return values for **RopSynchronizationImport*** ROPs that require special processing, see section 2.2.3.2.4. The following table contains additional return values:

Name	Description
SyncConflict	A conflict has occurred and conflict resolution was either disabled through ImportFlag FailOnConflict, or failed. No data was imported.

OutputServerObject: MUST be the message object into which the client will upload the rest of the message changes. MUST be present IFF **ReturnValue** equals **Success**.

MessageId (8 bytes): A 64-bit identifier that specifies the MID of the message that was imported. MUST be set to 0x0000000000000000 if the **PidTagSourceKey** property passed in **PropertyValues** was a GID. MUST be present IFF **ReturnValue** equals **Success**.

Remarks:

The server is responsible for conflict detection and resolution, as specified in section 3.1.4.1.

The server MUST detect conflicts. Conflict resolution is controlled by the **ImportFlag FailOnConflict** and a value of **PidTagResolveMethod** set on the containing folder.

2.2.3.2.4.2.1 ImportFlag

Name	Value	Description
Associated	0x10	The message being imported is an FAI.
FailOnConflict	0x40	If a conflict was detected and this flag <ul style="list-style-type: none"> • Is set, a ROP MUST fail with SyncConflict. • Is not set, a ROP MAY succeed and return a handle to a message object in the response buffer. A server

		<p>becomes responsible for performing conflict resolution on RopSaveMessage, as described in 3.1.4.1.2.</p> <p>This flag has no effect on the execution of the ROP if no conflict has occurred.</p>
--	--	--

Servers MAY fail the ROP if unknown flag bits are set.

2.2.3.2.4.3 RopSynchronizationImportHierarchyChange

RopSynchronizationImportHierarchyChange is used to import new folders, or changes to existing folders, into the server replica.

Request:

InputServerObject: MUST be the synchronization upload context configured to collect changes to the hierarchy.

HierarchyValueCount (2 bytes): An unsigned 16-bit integer. This value specifies the number of structures in the **HierarchyValues** field.

HierarchyValues (variable): An array of **PropertyValue** structures. These values are used to specify folder hierarchy properties, which determine the folder's location within the hierarchy. The following restrictions exist on the **HierarchyValue** field:

Name	Restrictions	Comments
PidTagParentSourceKey	Required Fixed position	Can be zero-length to identify a folder for which a synchronization upload context was opened.
PidTagSourceKey	Required Fixed position	XID of the folder being uploaded in the local replica.
PidTagLastModificationTime	Required Fixed position	
PidTagChangeKey	Required Fixed position	XID of a change being uploaded in a local replica. See section 3.1.1.1 for information on how clients can generate its value.
PidTagPredecessorChangeList	Required Fixed position	
PidTagDisplayName	Required	Value MUST be a non-empty

Name	Restrictions	Comments
	Fixed position	string.
< <i>other properties</i> >	<i>Prohibited</i>	

PropertyValueCount (2 bytes): An unsigned 16-bit integer. This value specifies the number of structures in the **PropertyValues** field.

PropertyValues (variable): An array of **PropertyValue** structures. These values are used to specify folder properties.

Response:

ReturnValue: An unsigned 32-bit integer. This value represents the ROP execution status. For common return values of **RopSynchronizationImport*** ROPs that require special processing, see section 2.2.3.2.4.

FolderId (8 bytes): A 64-bit identifier. The FID of the folder that was imported. MUST be set to 0x0000000000000000 if the **PidTagSourceKey** value passed in **PropertyValues** was a GUID. MUST be present IFF **ReturnValue** equals **Success**.

Remarks:

Changes to parent folders MUST be made before changes to child folders. For example, you cannot send **RopSynchronizationImportHierarchyChange** with a subfolder change before informing the server of the existence of the parent folder.

To move a folder to a different subfolder within the same private mailbox, the client MUST pass the **PidTagSourceKey** value of a destination parent folder in the **PidTagParentSourceKey** value in the **HierarchyValues** field while passing the **PidTagSourceKey** value of a folder being moved in the **PidTagSourceKey** property. Moving of folders within a public mailbox is not supported.

The server is responsible for conflict detection and resolution, as specified in section 3.1.4.1.

If a conflict is detected, the server MUST resolve it as specified in section 3.1.4.1.2 and return **Success**. A server MAY report a conflict using a conflict notification message.

2.2.3.2.4.4 RopSynchronizationImportMessageMove

Imports information about moving a message between two existing folders within the same mailbox.

Request:

InputServerObject: MUST be the synchronization upload context configured for collecting changes to the contents of the message move destination folder.

SourceFolderIdSize (4 bytes): An unsigned 32-bit integer. This value specifies the size of the **SourceFolderId** field.

SourceFolderId (variable): An array of bytes. This value contains a serialized representation of the XID, that represents a **PidTagSourceKey** value of the source folder. Source folder MUST be in the same mailbox, as the destination folder specified in **InputServerObject**.

SourceMessageIdSize (4 bytes): An unsigned 32-bit integer. This value specifies the size of the **SourceMessageId** field.

SourceMessageId (variable): An array of bytes. This value contains a serialized representation of the XID, that represents a **PidTagSourceKey** of the message in the source folder, identified by **SourceFolderId** field

PredecessorChangeListSize (4 bytes): An unsigned 32-bit integer. This value specifies the size of the **PredecessorChangeList** field.

PredecessorChangeList (variable): An array of bytes. This value contains a serialized representation of the **PidTagPredecessorChangeList** value in a local replica of the message being moved.

DestinationMessageIdSize (4 bytes): An unsigned 32-bit integer. This value specifies the size of the **DestinationMessageId** field.

DestinationMessageId (variable): An array of bytes. This value contains a serialized representation of the XID, that represents a **PidTagSourceKey** of the message in the destination folder. See section 3.1.1.1 for details on why **DestinationMessageId** MUST be different from **SourceMessageId**.

ChangeNumberSize (4 bytes): An unsigned 32-bit integer. This value specifies the size of the **ChangeNumber** field.

ChangeNumber (variable): An array of bytes. This value contains serialized representation of the XID, and the **PidTagChangeKey** value of the message being moved.

Response:

Return value: An unsigned 32-bit integer. This value represents the ROP execution status. For the common return values of the **RopSynchronizationImport*** ROPs, which require special processing, see section 2.2.3.2.4. The following table contains additional return values:

Name	Description
NewerClientChange	The ROP succeeded, but the server replica had an older version of a message than the local replica. ChangeNumber and PredecessorChangeList were not applied to the destination message.

For the complete list of error codes, see [MS-OXCDATA] section 2.4.

MessageId (8 bytes): A 64-bit identifier. The MID of the moved message in a destination folder. MUST be set to 0x0000000000000000 if **SourceMessageId** was a GID. MUST be present IFF **ReturnValue** equals **Success**.

Remarks:

The **SourceMessageId** and **DestinationMessageId** values MUST either both be internal XIDs (having a GID format) or both be foreign XIDs.

Clients MUST <12> only pass folders from private mailboxes in **InputServerObject**.

To move folders within a mailbox, use **RopSynchronizationImportHierarchyChange**.

2.2.3.2.4.5 RopSynchronizationImportDeletes

RopSynchronizationImportDeletes imports deletions of messages or folders into the server replica.

Request:

InputServerObject: MUST be the synchronization upload context. The type of synchronization upload context MUST correspond to the **IsHierarchy** field.

IsHierarchy (1 byte): An 8-bit Boolean. TRUE (non-zero) if folder deletions are being imported; otherwise, FALSE for message deletions.

PropertyValues (variable): An array of **PropertyValue** structures. The value of this field is used to specify the folders or messages to delete. The following restrictions exist:

Name	Restrictions	Comments
[MVBinary] 0x00001102	Required Fixed position	Array of serialized XIDs that represent the objects to be deleted.
< other properties >	<i>Prohibited</i>	

Response:

ReturnValue: An unsigned 32-bit integer. This value represents the ROP execution status. For common return values for **RopSynchronizationImport*** ROPs that require special processing, see section 2.2.3.2.4.

2.2.3.2.4.6 RopSynchronizationImportReadStateChanges

Imports message read state changes into the server replica.

Request:

InputServerObject: MUST be the synchronization upload context configured to collect changes to content.

MessageReadStateSize (2 bytes): An unsigned 16-bit integer. This value specifies the size in bytes of the **MessageReadStates** field.

MessageReadStates (variable): An array of **MessageReadState** structures consisting of the following:

MessageIdSize (2 bytes): An unsigned 16-bit integer. This value specifies the size of the **MessageId** field.

MessageId (variable): An array of bytes. Contains a serialized representation of the XID and the **PidTagSourceKey** for the message to change a read state for.

MarkAsRead (1 byte): An 8-bit Boolean. This value specifies whether to mark the message as read (TRUE, non-zero) or unread (FALSE, zero).

Response:

ReturnValue: An unsigned 32-bit integer. This value represents the ROP execution status. For common return values for the **RopSynchronizationImport*** ROPs that require special processing, see section 2.2.3.2.4.

Remarks:

MIDs of FAI messages in **MessageReadStates** are ignored. This ROP partially succeeds whenever it encounters a problem finding a single message or changing its read state. In case of a partial success, an error code is returned in ReturnValue.

2.2.3.2.4.7 RopGetLocalReplicaIds

Allocates a range of internal identifiers for the purpose of assigning them to client-originated objects in a local replica. For more details about client-assigned internal identifiers, see section 3.3.1.1.1.

Request:

InputServerObject: MUST be a logon object.

IdCount (4 bytes): An unsigned 32-bit integer. This value specifies the number of IDs to allocate.

Response:

ReturnValue: An unsigned 32-bit integer. This value represents the ROP execution status.

ReplGuid (16 bytes): GUID. This value specifies the REPLGUID shared by all allocated IDs.

GlobalCount (6 bytes): An array of bytes. This array specifies the value of the GLOBCNT field for the first allocated ID in the allocated set of [**GlobalCount**, **GlobalCount + IdCount - 1**].

Remarks:

The client can reconstruct all allocated GIDs by combining the returned ReplGuid with any GLOBCNT from the [**GlobalCount**, **GlobalCount + IdCount - 1**] range.

The client SHOULD use the obtained IDs whenever creating new folders or new messages in any folder within its local replica. For more details about how clients can assign identifiers to objects created in a local replica, see section 3.3.1.1.

2.2.3.2.4.8 RopSetLocalReplicaMidsetDeleted

Identifies that a set of IDs either belongs to deleted messages in the specified folder or will never be used for any messages in the specified folder.

Request:

InputServerObject: MUST be a folder object.

DataSize (2 bytes): An unsigned 16-bit integer. This value specifies the size of both the **LongTermIdRangeCount** and **LongTermIdRanges** fields

LongTermIdRangeCount (4 bytes): An unsigned 32-bit integer. This value specifies the number of structures in the **LongTermIdRanges** field.

LongTermIdRanges (variable): An array of **LongTermIdRange** structures:

Each **LongTermIdRange** structure defines a range of IDs, which are reported as unused or deleted.

MinLongTermId (24 bytes): A **LongTermId** structure that defines the ID by using the minimum value of a GLOBCNT part that belongs to a range.

MaxLongTermId (24 bytes): A **LongTermId** structure that defines the ID by using the maximum value of a GLOBCNT part that belongs to a range.

The ReplGuid parts of **MinLongTermId** and **MaxLongTermId** MUST be the same.

Response:

Return Value: An unsigned 32-bit integer. This value represents the ROP execution status.

Remarks:

All the IDs contained in **LongTermIdRanges** structures MUST have been previously obtained by using **RopGetLocalReplicaIds**.

RopSetLocalReplicaMidsetDeleted does not deallocate IDs, it only reports that they cannot be used within a given folder. For guidance on the use of **RopSetLocalReplicaMidsetDeleted**, see [MS-OXCSYNC] and section 3.2.1.2 for its possible application on the server.

2.2.4 FastTransfer Stream

The information set encoded in a FastTransfer stream depends on the type and parameters of an operation that produces it (as specified in section 2.2.4.4). Parsing (syntactic analysis) of the stream can be done without knowing what operation produced it.

At a high level, the FastTransfer stream contains serialized mailbox data and markers. Note, that markers are not properties and can never have a value, although they are specified in [MS-OXPROPS] and have the same syntax as property tags. The complete list of markers can be found in section 2.2.4.1.4. The PidTag prefix is omitted to emphasize their difference from properties.

Sections 2.2.4.1 and 2.2.4.2 contain an ABNF-like description of the tokenized FastTransfer stream structure. The description uses the conventions established in [RFC4234], except that

- Names enclosed in curly brackets indicate terminal tokens that are serializations of simple types (as specified in section 2.2.4.1.3). They can be followed by *prose* definitions that add restrictions to disambiguate the lexical analysis
- For display purposes, indented lines represent continuation of the lines that precede them

Despite of their name, FastTransfer streams are not represented as Stream objects, and they can only be manipulated using **RopFastTransferSourceGetBuffer** for download operations and **RopFastTransferDestinationPutBuffer** for upload.

2.2.4.1 Lexical structure

Lexical structure of the FastTransfer stream is essential to let its producers and consumers agree on rules that govern splitting of the stream into sequential buffers retrieved using **RopFastTransferSourceGetBuffer** or supplied through **RopFastTransferDestinationPutBuffer**. It's also beneficial for an explanation of the protocol, as it separates matters of data serialization and deserialization (lexical analysis) from data and data organization (syntactical analysis), and from its mapping to mailbox concepts (semantics).

```

stream                = 1*element

element               = marker / propValue
marker                = {PtypInteger32} <from the table in 2.2.4.1.3>
propValue              = fixedPropType propInfo fixedSizeValue
propValue              /= varPropType propInfo length varSizeValue
propValue              /= mvPropType
                        propInfo
                        length
                        *( fixedSizeValue / length varSizeValue )
propInfo              = taggedPropId / ( namedPropId namedPropInfo )

namedPropInfo         = {PtypGuid}PropertySet
                        ((%x00 {PtypInteger32}dispid)
                        / (%x01 {PtypString}name))
namedPropId           = {PtypInteger16}PropertyId
                        <Greater or equal to 0x8000>
taggedPropId          = {PtypInteger16}PropertyId
                        <less than 0x8000>
length                = {PtypInteger32}
fixedPropType         = {PtypInteger16} <see table below>
varPropType           = {PtypInteger16} <see table below>
mvPropType            = {PtypInteger16} <see table below>

```

A FastTransfer stream MAY be larger than a single buffer. The server MUST split the stream when it cannot fit into a single buffer. A stream MUST be split either between two **atoms** or at any point inside a **variableSizePropValue**. A stream MUST NOT be split within a single **atom**:

```

atom                = marker
                    / propDef
                    / fixedSizeValue
                    / length

propDef             = ( propType propInfo )

propType            = fixedPropType / varPropType / mvPropType
  
```

2.2.4.1.1 *fixedPropType, varPropType, mvPropType*

Property types supported in FastTransfer streams are a subset of those defined in section 2.14.2 of [MS-OXCADATA]. All supported

Lexeme	Range of types defined as a subset of types listed in section 2.14.2 of [MS-OXCADATA]
fixedPropType	Property type value of any type that has a fixed length, as specified in “Property type specification” column
varPropType	Property type value of either PtypString , PtypString8 or PtypBinary , PtypServerId
mvPropType	Property type value of any multi-valued property type (starts with PtypMultiple), whose base type is either a valid fixedPropType or a valid varPropType .

2.2.4.1.2 *propValue*

Represents identification and a value of a property or a meta-property.

fixedSizeValue or **varSizeValue** lexemes contained in **propValue** represent a value of the property and MUST be serializations of a base property type for a property type specified with contained **fixedPropType**, **varPropType** or **mvPropType**.

2.2.4.1.3 *Serialization of Simple Types*

Serialization of simple types in FastTransfer streams is identical to serialization of property value as specified [MS-OXCADATA], with the following exceptions:

Type	Difference in serialization
PtypBoolean	2-bytes, instead of 1-byte: 01 00 for TRUE and 00 00 for FALSE.

Note, that little-endian byte ordering **MUST** be used, just as with any other binary format discussed in the Office Exchange protocols. The data type of simple type elements determine how bytes are serialized on the wire. For example, Int16 value 0x1234 is encoded as 34 12 on the wire.

2.2.4.1.4 Markers

The following table shows the complete list of markers used in FastTransfer streams. The PidTag prefix is omitted in this table and everywhere else in the document to emphasize their difference from properties.

Start/standalone marker name and its numeric value		Corresponding end marker, if applicable, and its numeric value	
Folders			
StartTopFld	0x40090003	EndFolder	0x400B0003
StartSubFld	0x400A0003		
Messages and their parts			
StartMessage	0x400C0003	EndMessage	0x400D0003
StartFAIMsg	0x40100003		
StartEmbed	0x40010003	EndEmbed	0x40020003
StartRecip	0x40030003	EndRecip	0x40040003
NewAttach	0x40000003	EndAttach	0x400E0003
Synchronization download			
IncrSyncChg	0x4012003		
IncrSyncDel	0x4013003		
IncrSyncEnd	0x4014003		
IncrSyncRead	0x402F003		
IncrSyncStateBegin	0x403A0003	IncrSyncStateEnd	0x403B0003
IncrSyncProgressMode	0x40740102		

Start/standalone marker name and its numeric value		Corresponding end marker, if applicable, and its numeric value
IncrSyncProgressPerMsg	0x40750102	
IncrSyncMsg	0x40150003	
Special		
FXErrorInfo	0x40180003	

2.2.4.1.5 Meta-Properties

Meta-properties contain information describing how to process data, instead of being a part of the data. Use of meta-properties described in this section is restricted to specific occasions in FastTransfer streams, therefore, values for these meta-properties are serialized according to FastTransfer stream rules (as specified in section 2.2.4.1.3).

2.2.4.1.5.1 PidTagFXDelProp

A **PtypInteger32** value that represents a directive to a client to delete specific subobjects of the object in context. The type of subobjects to delete is determined by the value of the meta-property, which can be any of the property tags specified in section 2.2.1.6.

2.2.4.1.5.2 PidTagEcWarning

A **PtypInteger32** value that conveys a warning that occurred when producing output for an element in context.

Error codes passed as a value of the **PidTagEcWarning** meta-property that require special processing on the client:

Name	Description
PartiallyComplete	A client SHOULD NOT assume that properties and subobjects of an object represented by an element in context were output completely.

For the complete list of error codes, see [MS-OXCDATA] section 2.4.

2.2.4.1.5.3 PidTagNewFXFolder

A **PtypBinary** value that provides information about alternative replicas for a public folder in context. Represents a serialized **FolderReplicaInfo** structure.

2.2.4.1.5.4 PidTagIncrSyncGroupId

A **PtypInteger32** value that specifies an identifier of a property group mapping. Directs a client to use the specified property group mapping where applicable, until reset with another instance of the **PidTagIncrSyncGroupId** meta-property.

See section 3.1.1.1 for more details about property groups.

2.2.4.1.5.5 PidTagIncrSyncMsgPartial

A **PtypInteger32** value that specifies an index of a property group within a property group mapping currently in context. Directs a client to treat all forthcoming property values as a part of the specified group, where applicable, until reset with another instance of the **PidTagIncrSyncMsgPartial** meta-property.

See section 3.1.1.1 for more details about property groups.

2.2.4.2 Syntactical Structure

Camel-cased names below are non-terminal syntactic elements.

Bolded Pascal-cased names are markers. Markers do not have the **PidTag** prefix.

Normal Pascal-cased names are meta-properties, and have the **PidTag** prefix.

Note that markers never have a value, and meta-properties, just as regular properties, always have a value when serialized into a FastTransfer stream. Therefore, wherever a marker exists, it's serialized as 4 bytes. Meta-properties, on the other hand, are serialized the same as **propValue** elements.

```
root                = contentsSync
                    / hierarchySync
                    / state
                    / folderContent
                    / messageContent
                    / attachmentContent
                    / messageList
                    / topFolder

propValue           = <see lexical structure in 2.2.4.1>
errorInfo           = FXErrorInfo propList
propList            = *propValue

subFolder           = StartSubFld folderContent EndFolder
topFolder           = StartTopFld folderContent EndFolder
folderContent       = propList [PidTagEcWarning]
                    ( PidTagNewFXFolder / folderMessages )
                    [ PidTagFXDelProp *subFolder ]
folderMessages      = *2( PidTagFXDelProp messageList )
```



```

message          = ( StartMessage / StartFAIMsg )
                  messageContent
                  EndMessage

messageChildren  = [ PidTagFXDelProp *recipient ]
                  [ PidTagFXDelProp *attachment ]

messageContent   = propList messageChildren

messageList      = 1*( [PidTagEcWarning] message )

recipient        = StartRecip propList EndRecip

attachment       = NewAttach attachmentContent EndAttach
attachmentContent = propList [embeddedMessage]
embeddedMessage  = StartEmbed messageContent EndEmbed

contentsSync     = [progressTotal]
                  *( [progressPerMessage] messageChange )
                  [deletions]
                  [readStateChanges]
                  state
                  IncrSyncEnd

hierarchySync    = *folderChange
                  [deletions]
                  state
                  IncrSyncEnd

deletions        = IncrSyncDel propList

folderChange     = IncrSyncChg propList

groupInfo        = IncrPropertyGroupInfo propList

messageChange    = messageChangeFull / messageChangePartial

messageChangeFull = IncrSyncChg messageChangeHeader
                  IncrSyncMsg propList
                  messageChildren

messageChangeHeader = propList

messageChangePartial = [groupInfo] [PidTagIncrSyncGroupId]
                  IncrSyncChgPartial messageChangeHeader
                  *( PidTagIncrSyncMsgPartial propList )
                  messageChildren

progressPerMessage = IncrSyncProgressPerMsg propList

progressTotal     = IncrSyncProgressMode propList

readStateChanges = IncrSyncRead propList

```

state = **IncrSyncStateBegin** propList **IncrSyncStateEnd**

2.2.4.3 Semantics of Elements

2.2.4.3.1 *attachmentContent*

Represents the properties and the embedded message, if present, of an attachment object.

The contained **propList** contains properties of an attachment object, possibly affected by property filters (as specified in section 3.2.4.6).

Restrictions on the contained **propList**:

Name	Restrictions	Comments
PidTagAttachmentNumber	Required Fixed position	
< <i>other properties</i> >		

2.2.4.3.2 *contentsSync*

Represents the result of the contents synchronization download operation.

See section 3.2.4.1 for details about how servers **MUST** determine the set of differences that need to be downloaded to clients.

2.2.4.3.3 *deletions*

Contains information about IDs of messaging objects that had been deleted, expired, or moved out of the synchronization scope since the last synchronization, as specified in the initial ICS state. See section 3.2.4.1 for details about how servers **MUST** determine the set of IDs to be reported using this element.

SHOULD NOT be present if **SynchronizationFlag NoDeletions** was set when configuring the synchronization download operation.

Restrictions on the contained **propList**:

- **MUST** contain at least one property
- **MUST** adhere to the following restrictions:

Name	Restrictions	Comments
PidTagIdsetDeleted		
PidTagIdsetSoftDeleted	Conditional	MUST NOT be present if SynchronizationType equals Hierarchy MUST NOT be present if

Name	Restrictions	Comments
		SynchronizationFlag NoSoftDeletions is set
PidTagIdsetExpired	Conditional	MUST NOT be present if SynchronizationType equals Hierarchy
< other properties >	<i>Prohibited</i>	

2.2.4.3.4 errorInfo

The **errorInfo** element provides for out-of-band error reporting and recovery. It's used to provide support for partial completion of the operations by scoping the failures down to the failing object, rather than to the entire operation.

The **errorInfo** element can be inserted wherever a lexical structure (specified in section 2.2.4.1) allows a marker or a **propValue**.

SHOULD be used IFF **SendOption RecoverMode** is set. Note, that by the time a server encounters an error that requires failing a download of a messaging object in context, it might have already output some part of the data pertaining to that object in the previous buffer.

Clients MUST support parsing of this element if the client set **RecoverMode** in **SendOption**.

Whenever a server or a client produces or parses this element, it MUST unwind its producing or parsing stack up to, but not including, the closest element that supports recovery. The current version of a protocol defines two such elements: **contentsSync** and **messageList**. Upon receiving this element, clients MAY perform additional steps to remove a faulty object from future synchronizations, as specified in section 3.1.5.3.3 of [MS-OXCSYNC].

Restrictions on the contained **propList**:

Name	Restrictions	Comments
[Binary] 0x00000102	Required Fixed position	Serialized ExtendedErrorInfo structure. See section 2.2.2.6 for more details.
< other properties >	<i>Prohibited</i>	

2.2.4.3.5 folderChange

Represents a new or changed folder in the hierarchy synchronization.

The contained **propList** contains the properties of the Folder object, possibly affected by property filters (as specified in section 3.2.4.6) and combined with additional mandatory properties that are required for object identification and conflict detection.

Restrictions on the contained **propList**:

Name	Restrictions	Comments
PidTagParentSourceKey	Required	
PidTagSourceKey	Required	
PidTagLastModificationTime	Required	
PidTagChangeKey	Required	
PidTagPredecessorChangeList	Required	
PidTagDisplayName	Required	
PidTagFid	Conditional	MUST be present IFF SynchronizationExtraFlagEid is set
PidTagParentFid	Conditional	MUST be present if SynchronizationFlagNoForeignIdentifiers is set
< other properties >		

2.2.4.3.6 folderContent

Represents the content of a folder: its properties, messages and subfolders.

The **propList** contains the properties of the folder object, which are possibly affected by property filters (as specified in section 3.2.4.6).

Restrictions on the contained **propList**:

Name	Restrictions	Comments
PidTagFid	Conditional Fixed position	MUST be present IFF the folder is started with StartTopFld
PidTagDisplayName	Required Fixed position	
PidTagComment	Required Fixed position	
< other properties >		

See section 3.2.4.6 for more details about the impact of property and subobject filters that are specified when configuring an operation on the content of this element.

The **PidTagEcWarning** meta-property MUST be output by the server if the client does not have the permissions necessary to open the folder, to read its contents, view its subfolder structure, or any additional permissions, as specified in section 3.2.4.4.1. The warning is necessary to make it possible for a client to tell this case from an empty folder.

The **PidTagNewFXFolder** meta-property MUST be output instead of **message** elements when outputting a public folder whose contents have not replicated yet.

Under conditions specified in section 3.2.4.6, **subFolder** elements MUST be preceded by a **PidTagFXDelProp** meta-property for the **PidTagContainerHierarchy** property.

2.2.4.3.7 *folderMessages*

Represents messages contained in a folder.

All FAI messages MUST be output first, followed by normal messages. Under conditions specified in section 3.2.4.6, each of these groups MUST be preceded by a **PidTagFXDelProp** meta-property for the corresponding subobject, **PidTagFolderAssociatedContents** or **PidTagContainerContents** respectively.

2.2.4.3.8 *groupInfo*

Provides a definition for the property group mapping (as specified in section 3.1.1.2). Property group mapping, once defined using the **groupInfo** element, can be referenced with the **PidTagIncrSyncGroupId** meta-property further in the stream by its group ID.

Restrictions on the contained **propList**:

Name	Restrictions	Comments
[Binary] 0x00000102	Required Fixed position	Serialized PropertyGroupInfo structure. See 2.2.2.6 for more details.
< other properties >	<i>Prohibited</i>	

2.2.4.3.9 *hierarchySync*

Represents the result of the hierarchy synchronization download operation.

See section 3.2.4.1 for details of how servers MUST determine the set of differences that need to be downloaded to clients.

The parent-child relationship is determined by comparing the **PidTagSourceKey** of a prospective parent folder and a **PidTagParentSourceKey** of a prospective child folder. The **folderChange** elements with zero-length **PidTagParentSourceKey** values are children of the root of the synchronization operation.

There MUST be exactly one **folderChange** element for each descendant folder of the root of the synchronization operation (that is the folder that was passed to **RopSynchronizationConfigure**) that is new or has been changed since the last synchronization. The **folderChange** elements for the parent folders MUST be output before any of their child folders.

See section 3.2.4.1 for details about how servers MUST determine the set of differences that need to be downloaded to clients.

2.2.4.3.10*message*

Represents a Message object.

The type of the starting marker to use depends on whether the message is a normal message or an FAI message. Normal messages use the **StartMessage** marker, FAI messages use the **StartFAIMsg** marker.

2.2.4.3.11*messageChange*

Represents a message change.

A server MUST use the **messageChangeFull** alternative if any of the following are true:

- **SendOption Partial** flag was not set
- The MID of the message to be output is not in **PidTagIdsetGiven** from the initial ICS state
- The message is an FAI message
- The message is a conflicting version contained in a conflict resolve message. See section 3.1.4.1.2.1 for details.

Otherwise, it's up to a server to determine the most efficient way to communicate the message change on a case-by-case basis.

2.2.4.3.12*messageChildren*

Represents children of the Message objects: recipient and attachment objects.

See section 3.2.4.6 for more details about the impact of property and subobject filters specified when configuring an operation on the content of this element.

Under the conditions specified in section 3.2.4.6, **recipient** and **attachment** elements MUST be preceded by a **PidTagFXDelProp** meta-property for **PidTagMessageRecipients** and **PidTagMessageAttachments** respectively.

2.2.4.3.13*messageChangeFull*

Represents the complete content of a new or changed message: the message properties, the recipients, and the attachments.

The contained **propList** contains properties of the Message object, possibly affected by property filters (as specified in section 3.2.4.6).

2.2.4.3.14 messageChangeHeader

Contains a fixed set of information about the message change that follows it in the FastTransfer stream. The information in the header is sufficient for message identification and conflict detection.

Restrictions on the contained **propList**:

Name	Restrictions	Comments
PidTagSourceKey	Required Fixed position	
PidTagLastModificationTime	Required Fixed position	
PidTagChangeKey	Required Fixed position	
PidTagPredecessorChangeList	Required Fixed position	
PidTagAssociated	Required Fixed position	
PidTagMid	Conditional	MUST be present IFF SynchronizationExtraFlag Eid is set
PidTagMessageSize	Conditional	MUST be present IFF SynchronizationExtraFlag MessageSize is set
PidTagChangeNumber	Conditional	MUST be present IFF SynchronizationExtraFlag Cn is set
< other properties >	<i>Prohibited</i>	

2.2.4.3.15 messageChangePartial

Represents the difference in message content since the last download, as identified by the initial ICS state. Changes to a message are output based on the granularity of the property group (as specified in section 3.1.1.1). The last encountered **PidTagIncrSyncGroupId** meta-property determines which property group mapping MUST be used.

Clients MUST treat every contained **propList** element as the complete content of a property group denoted by the **PidTagIncrMessageChangePartial** meta-property that preceded it. That is, all properties missing from a **propList**, but defined for this group in the corresponding property group mapping, MUST be deleted.

Restrictions on the contained **propList** elements:

Name	Restrictions	Comments
[Int32] 0x00000003	Conditional	MUST be present IFF a property group is empty, but was still marked as changed since the last download. Value MUST be 0. MUST be ignored by clients.
< other properties >		

2.2.4.3.16 messageContent

Represents the content of a message: its properties, the recipients, and the attachments.

The contained **propList** contains properties of the message object, possibly affected by property filters (as specified in section 3.2.4.6).

2.2.4.3.17 messageList

For each message, a server SHOULD output **PidTagEcWarning** if a client does not have the permissions necessary to access it (as specified in section 3.2.4.4.1). The warning is necessary to make it possible for a client to tell this case from a missing message.

2.2.4.3.18 progressPerMessage

The **progressPerMessage** element contains data that describes the approximate size of message change data that follows.

MUST be present IFF the **progressTotal** element was output within the same ancestor **contentsSync** element.

MUST be missing if **SynchronizationFlag Progress** was not set when configuring the synchronization download operation.

Restrictions on the contained **propList**:

Name	Restrictions	Comments
[Int32] 0x00000003	Required Fixed position	Size of the message to be follow. Servers MAY supply the same value as the PidTagMessageSize in messageChangeHeader , or use a different

Name	Restrictions	Comments
		approximation.
[Boolean] 0x0000000B	Required Fixed position	Identifies whether the message object that follows FAI.
< other properties >	<i>Prohibited</i>	

2.2.4.3.19 progressTotal

The **progressTotal** element contains data that describes the approximate size of all the **messageChange** elements that will follow in this stream. MAY be used by clients to display progress information. Servers MAY use a sum of message sizes (**PidTagMessageSize**) for all messages in which changes will be downloaded in the current operation, or servers MAY use a different approximation.

Note that this method of reporting progress is provided in addition to what's available in the **RopFastTransferSourceGetBuffer** response. This method of reporting is supposed to reflect the amount of work more precisely, as it's based on message sizes, rather than object count.

MUST be present if **SynchronizationFlag Progress** was set when configuring the synchronization download operation, and a server supports progress reporting feature.

MUST be missing if **SynchronizationFlag Progress** was not set when configuring the synchronization download operation.

Restrictions on the contained **propList**:

Name	Restrictions	Comments
[Binary] 0x00000102	Required Fixed position	Serialized ProgressInformation structure. See section 2.2.2.1 for more details.
< other properties >	<i>Prohibited</i>	

2.2.4.3.20 propList

The **propList** elements MUST NOT contain **propValue** elements for meta-properties. All instances in which meta-properties can be encountered in a document are mentioned explicitly in the syntax ABNF.

Sections for syntactic elements that contain a **propList** can express restrictions on a set of properties and/or the position of properties within a list expressed in the property list restriction table syntax (as specified in section 2.2).

Properties that contain an error (have the **PtypError** type) instead of an actual value, MUST be omitted from the **propList**.

2.2.4.3.21 propValue

Represents identification information and the value of the property.

Note that the protocol imposes no limit on the size of data that can be encoded using this element, unlike the response buffers of **RopQueryRows** and **RopGetPropertiesSpecific**. Clients and servers **MUST** be capable of accepting large amounts of data and **MUST** fail the operation if the size of data crosses the threshold imposed by an implementation, rather than truncating the data.

2.2.4.3.22 readStateChanges

Contains information about MIDs of Message objects that had their read state changed since the last synchronization, as specified in initial ICS state. See section 3.2.4.1 for details about how servers **MUST** determine the set of IDs to be reported using this element.

SHOULD NOT be present if **SynchronizationFlag ReadState** was not set when configuring the synchronization download operation.

Restrictions on the contained **propList**:

- **MUST** contain at least one property
- **MUST** adhere to the following restrictions:

Name	Restrictions	Comments
PidTagIdsetRead		
PidTagIdsetUnread		
< other properties >	<i>Prohibited</i>	

2.2.4.3.23 recipient

Represents a Recipient object, which is a subobject of the Message object.

Its child element **propList** represents the properties of the Recipient object.

Restrictions on the contained **propList**:

Name	Restrictions	Comments
PidTagRowId	Required Fixed position	
< other properties >		

2.2.4.3.24 root

The root element of FastTransfer streams.

Producers of the FastTransfer stream MUST choose a contained element to generate depending on the Bulk Data Transfer operation being in effect. For more details, see the mapping specified in sections 2.2.4.4 and 2.2.3.1.2.1.1.

2.2.4.3.25 state

Contains the final ICS state of the synchronization download operation. See sections 3.2.4.1 and 3.2.1.1 for details about how servers MUST construct the final ICS state.

Restrictions on the contained **propList**:

Name	Restrictions	Comments
PidTagIdsetGiven		
PidTagCnsetSeen		
PidTagCnsetSeenFAI	Conditional	MUST NOT be present if SynchronizationType equals Hierarchy
PidTagCnsetRead	Conditional	MUST NOT be present if SynchronizationType equals Hierarchy
< other properties >	<i>Prohibited</i>	

2.2.4.4 Applicability to ROPs

The following table describes how possible root elements in the FastTransfer stream correspond to Bulk Data Transfer operations defined in section 1.3. Every download operation has to be configured prior to being able to produce a FastTransfer stream. Configuration starts by sending one of the ROPs in the following table and then performing the additional ROP specific configuration steps (as specified in sections 2.2.3.1.1 and 2.2.3.2.1).

ROP that initiate an operation	Root element in the produced FastTransfer stream	ROP request buffer field conditions
RopSynchronization-		
- Configure	contentsSync	SynchronizationType equals Contents
	hierarchySync	SynchronizationType equals Hierarchy
- GetState	state	
RopFastTranserSource-		

ROP that initiate an operation	Root element in the produced FastTransfer stream	ROP request buffer field conditions
<ul style="list-style-type: none"> - CopyTo - CopyProperties 	folderContent	InputServerObject is a Folder object
	messageContent	InputServerObject is a Message object
	attachmentContent	InputServerObject is an Attachment object
<ul style="list-style-type: none"> - CopyMessages 	messageList	
<ul style="list-style-type: none"> - CopyFolder 	topFolder	

FastTransfer streams produced by operations initiated by the **RopSynchronizationConfigure** ROP, are intended for processing on the client only.

FastTransfer streams produced by operations initiated with the **RopFastTransferSource*** ROPs can be either processed by a client or uploaded to a server through an operation initiated by **RopFastTransferDestinationConfigure**. See section 2.2.3.1.2.1.1 for details about the applicability of FastTransfer streams to FastTransfer upload operations.

3 Protocol Details

3.1 Common Details

3.1.1 Abstract Data Model

The protocol details in sections 3.1.1.1 through 3.1.1.3.3.2.5 contain formulas operating on sets of elements, which include the following operators and special identifiers:

Operator or special identifier	Example	Definition
\cup	$A \cup B$	Union of two sets. Every element in a resulting set belongs to either A, or B, or both.
\cap	$A \cap B$	Intersection of two sets. Every element in a resulting set belongs to both A and B.
$\{\}$	$\{A_1, \dots, A_n\}$	A set consisting of elements A_1 through A_n .
\subseteq \supseteq	$B \subseteq A$ $A \supseteq B$	B is a subset of or equal to A: every element of B is also an element of A.

Operator or special identifier	Example	Definition
$+=$	Set $+=$ element	Instructs to include an element into a set. The Set is assigned to $\text{Set} \cup \{\text{element}\}$.
\emptyset	$A = \emptyset$	Empty set: a set that contains no elements. Set A is asserted to be an empty set, that is has no elements.

3.1.1.1 Object and Change Identification

On creation, objects in the mailbox are assigned internal identifiers, commonly known as FIDs for folders and MIDs for messages. Once assigned to an object, an internal identifier **MUST** never be reused, even if an object they were first assigned to no longer exists. Copying of messaging objects within a mailbox or moving messages between folders of the same mailbox translates into creation of new messaging objects and therefore, new internal identifiers **MUST** be assigned to new copies. All other observed behavior is an implementation detail, and not a part of the protocol, and therefore **MUST NOT** be relied upon.

In most cases, a server is responsible for assigning internal identifiers to mailbox objects, which usually happens during execution of ROPs, such as **RopSaveChanges** and **RopCopyTo**, or while processing events not controlled by a client (such as message object delivery).

Messaging objects also maintain a change number, or CN, which identifies a version of an object and adheres to the same rules as internal identifiers for messaging objects. A new change number is assigned to an object whenever an object is created or modified. For messages, in addition to a change number for the entire message, there are additional mechanisms for tracking changes to their pieces: read state (as specified in section 3.2.4.3) and properties and subobjects arranged into groups (as specified in section 3.1.1.2).

A protocol role that generates internal identifiers for messaging objects and changes **MUST** ensure that the GLOBCNT portions of the internal identifiers that share the same **NamespaceGuid** (as specified in the XID structure in section 2.2.2.1) only increase with time, when compared byte to byte.

Whenever a change number is changed on a messaging object as the result of the object's direct modification in a replica, as opposed to a synchronization, its PCL **MUST** be merged with the XID that represents the new change number.

Although it's not recommended as a general practice, it's possible to change an object without altering its change number, and therefore without flagging it for synchronization. For more details about changing an object without altering its change number, see the ROPs specified in [MS-OXCROPS] that end with "NoReplicate".

Clients that use ICS upload to synchronize their local replica with a server replica, **MUST** assign identifiers to client-originated objects in a local replica using one of the mechanisms

specified in section 3.3.1.1.1. Clients MUST generate foreign identifiers (as specified in section 3.3.1.1.3) to identify client-side changes to objects that they import through ICS upload.

Upon successful import of a new or changed object using ICS upload, the server MUST do the following when receiving **RopSaveMessage** or **RopSaveFolder**:

- Assign the object a new internal change number (**PidTagChangeNumber**). This is necessary, because a server MUST be able to represent the imported version in the **PidTagCnsetSeen** or **PidTagCnsetSeenFAI**, which cannot operate on external change numbers, because they're foreign identifiers.
- Assign the object an internal identifier (**PidTagMid** or **PidTagFid**) based on the kind of external identifier that was passed for its identification by the client IFF an object is new.
 - If the external identifier is a foreign identifier, the server MUST allocate a new internal identifier and assign it to an imported object.
 - If the external identifier is a GID, the server MUST convert it to a short-term internal identifier and assign it to an imported object.
- Assign the object the given **PidTagChangeKey** and PCL (**PidTagPredecessorChangeList**) that equals $PCL \cup \{PidTagChangeKey\}$.

If import triggered detection of a conflict, the server MUST follow the steps above for a version of an object resulting from the conflict resolution. See section 3.1.4.1 for details.

Foreign identifiers supplied by clients for object and change identification (**PidTagSourceKey** and **PidTagChangeKey**) are replaced whenever their corresponding internal identifiers change. For example:

Sequence of client action	Corresponding server reaction
RopSynchronizationImportMessageChange for a new message: <ul style="list-style-type: none"> • SourceKey = XID1 • ExternalChangeNumber = XCN1 Client checkpoints the stored initial ICS state: IdsetGiven += ID2	<ul style="list-style-type: none"> • SourceKey = XID1 • Mid = ID2 • ExternalChangeNumber = XCN1 • ChangeNumber = CN2 • Final ICS State: CnsetSeen += CN2
RopSynchronizationImportMessageChange : <ul style="list-style-type: none"> • SourceKey = XID1 • ExternalChangeNumber = XCN3 	<ul style="list-style-type: none"> • ExternalChangeNumber = XCN3 • ChangeNumber = CN4 • Final ICS state: CnsetSeen += CN4
ICS download of contents	<ul style="list-style-type: none"> • SourceKey = XID1

Sequence of client action	Corresponding server reaction
	<ul style="list-style-type: none"> • Mid = ID2 • ExternalChangeNumber = XCN3 • ChangeNumber = CN4
RopOpenMessage – RopSetProperties – RopSaveChangesMessage	<ul style="list-style-type: none"> • ChangeNumber = CN5
ICS Download	<ul style="list-style-type: none"> • Changes to a message <ul style="list-style-type: none"> ○ SourceKey = XID1 ○ Mid = ID2 ○ ExternalChangeNumber = GID(CN5) ○ ChangeNumber = CN5 • Final ICS state: CnsetSeen += CN5
RopSynchronizationImportMessageMove	<ul style="list-style-type: none"> • Message is hard-deleted in the source folder A • A copy of the message is created in destination folder B with <ul style="list-style-type: none"> ○ Mid = ID3 ○ ChangeNumber = CN6
ICS download of contents for folder A	<ul style="list-style-type: none"> • Deletions: ID2 • Final ICS state: IdsetGiven -= ID2
ICS download of contents for folder B	<ul style="list-style-type: none"> • New message <ul style="list-style-type: none"> ○ SourceKey = GID(ID3) ○ Mid = ID3 ○ ExternalChangeNumber = GID(CN6) ○ ChangeNumber = CN6 • Final ICS state: <ul style="list-style-type: none"> ○ IdsetGiven -= ID2 ○ CnsetSeen += CN6

Sequence of client action	Corresponding server reaction
RopSynchronizationImportMessageChange <ul style="list-style-type: none"> • SourceKey = GUID(ID3) • ExternalChangeNumber = XCN7 	<ul style="list-style-type: none"> • ExternalChangeNumber = XCN7 • ChangeNumber = CN8

3.1.1.2 Property Groups

If servers choose to support the partial message change synchronization, they **MUST** either use a mechanism described below, or use an alternative mechanism that localizes changes to a message to a set of properties and subobjects, which can be unambiguously expressed using the **messageChangePartial** element of the FastTransfer stream.

ICS is optimized for reporting partial changes to messages on a property group basis. The simplest approach for servers to provide that information is to track changes made to groups of properties. A group is considered changed if any of its properties is modified. It's up to a server to define a property group mapping - how properties are distributed into groups. ICS offers a way to communicate property group mapping information per-message, so every message **MAY** use its own property group mapping. However, to minimize overhead, it's recommended that the number of different mappings is kept to a minimum.

Example: A change to any single attachment property would mean that all the properties in the attachment property group are updated during the ICS synchronization. Likewise, a change to any one body property would mean that all the properties in the body property group are updated during the next synchronization.

To track changes to property groups on a message, servers **SHOULD** keep change numbers for each property group, and assign a new change number to both the group and the message whenever a change is made to a property belonging to the group. Note, that for the most common type of message modification, marking it as read or unread, an additional mechanism is supported; as specified in section 3.2.4.3.

How properties are organized into property groups determines their property group mapping. One message in a mailbox might have a different mapping than another message, which means that the properties in group N on one message might be different than the properties in group N in another message.

3.1.1.3 Serialization of IDSET

When an IDSET needs to be transmitted from a client to a server or from a server to a client, it needs to be serialized. This section contains details about how IDSETs **MUST** be serialized.

3.1.1.3.1 Formatted IDSET

Before serialization, the contents of an IDSET needs to be arranged in such a way to allow it to be properly encoded. The ID values **MUST** be arranged by REPLID and all IDs for each REPLID **MUST** be reduced into a GLOBSET of GLOBCNT values. Each GLOBSET **MUST**

be arranged from lowest to highest GLOBCNT where all duplicate GLOBCNT values are removed. The remaining GLOBCNT values MUST be grouped into consecutive ranges with a low GLOBCNT value and a high GLOBCNT value. If a GLOBCNT value is disjoint it MUST be made into a singleton range with the low and high GLOBCNT values the same. Below is a diagram of what a properly formatted IDSET MUST look like for serialization.

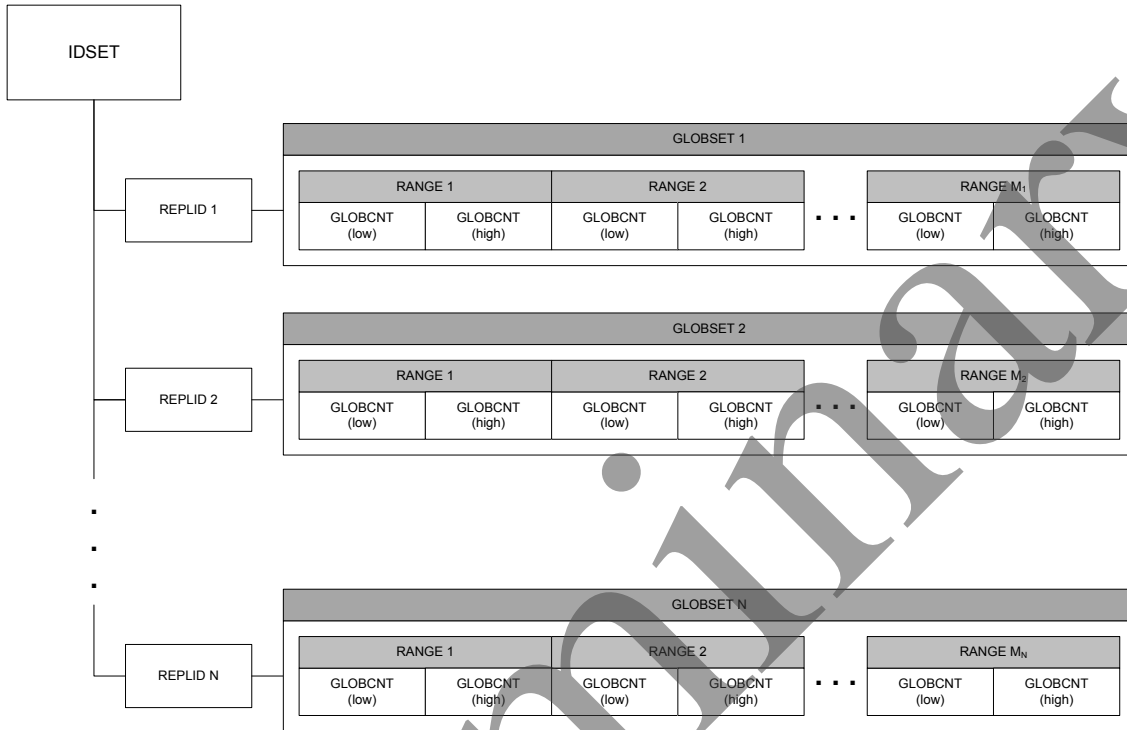


Figure 2. Formatted IDSET.

3.1.1.3.2 IDSET Serialization

There are two different formats in which a serialized IDSET can exist on the wire. The only difference is how the REPLID value is represented in the serialization buffer. The first format contains the REPLID value followed by the GLOBSET data. The second format contains, instead of the REPLID, the ReplicaGuid associated with the REPLID followed by the GLOBSET data. No information contained in the serialized buffer identifies which format is being used. The context in which the serialized IDSET is being used on the wire dictates which format MUST be used. Sections 3.1.1.3.3 through 3.1.1.3.3.2.5 describe the layout of both formats on the wire.

See section 2.2.2.3 for more details about the format of each serialized IDSET.

3.1.1.3.3 GLOBSET Serialization

IDSET serialization requires each GLOBSET within the IDSET to be serialized. The GLOBCNT ranges within the GLOBSET are serialized using special encoding commands to

compress the amount of data for each GLOBCNT pair. This section contains information on how to encode and decode a GLOBSET during IDSET serialization.

3.1.1.3.3.1 Encoding

The following commands can be used to encode a GLOBSET.

3.1.1.3.3.1.1 Push Command (0x01 – 0x06)

The **Push** command SHOULD be used when multiple GLOBCNT values share the same high-order values. For example if all GLOBCNT values have the same two high-order bytes the **Push** command (0x02) could be used to push two bytes onto the common byte stack. These two bytes will be used to create GLOBCNT pairs during decoding.

The **Push** command can also be used to generate an encoding for a singleton range where the low value and the high value are the same. When a **Push** command places a sixth byte onto the common byte stack it tells the decoder the next GLOBCNT pair has all six bytes in common. This will place a singleton GLOBCNT range into the GLOBSET when decoded. The values added to the common byte stack on the last **Push** command are removed automatically and don't require a **Pop** command.

See section 2.2.2.4.1 for more details about the format of the **Push** command.

3.1.1.3.3.1.2 Pop Command (0x50)

Bytes which have been pushed onto the common byte stack with a **Push** command can be removed using the **Pop** command. The **Push** and **Pop** commands are used together to adjust the bytes stored on the common byte stack. The common byte stack is used to reduce the amount of serialized data if the GLOBCNT values all share common high-order bytes. This allows for those common high-order bytes to be encoded and placed into the serialization buffer only once and not repeated with every GLOBCNT. The **Pop** command MUST NOT be used if no bytes are currently on the common byte stack.

See section 2.2.2.4.2 for more details about the format of the **Pop** command.

3.1.1.3.3.1.3 Bitmask Command (0x42)

The **Bitmask** command is used when there are multiple GLOBCNT ranges which share five high-order bytes in common and the low-order bytes are all within 8 values of each other. Each GLOBCNT range is represented by one or more bits in a bitmask. There MUST already be five high-order bytes in the common byte stack to use this command. The **Bitmask** command can only represent at most five GLOBCNT ranges.

See section 2.2.2.4.3 for more details about the format of the **Bitmask** command and its fields.

The **StartingValue** field MUST be set to the low-order byte of the first GLOBCNT range's low value. The **Bitmask** field should have one bit set for each value within a range excluding the low value of the first GLOBCNT range. The bit to set for each value within a range is determined by subtracting the low-order byte of the GLOBCNT from the **StartingValue**.

From the result subtract one. The bit numbers within the **Bitmask** field are 0 for the highest bit to 7 the lowest bit. For all GLOBCNT values between ranges the bit is not set.

For example, given a set of ranges where all have the same five high-order bytes in common and the low-order bytes are the values {0x01-0x03, 0x05-0x05, 0x07-0x09} it would be encoded as a **StartingValue** of 0x01 and the **Bitmask** would be 0xD7. The **Bitmask** value is broken down in the table below.

Low-Order Byte Value	0x02	0x03	0x04	0x05	0x06	0x07	0x08	0x09
Bit Number	7	6	5	4	3	2	1	0
Bit Value	1	1	0	1	0	1	1	1

If you take the **StartingValue** and each low-order byte value corresponding to a bit that is set in the **Bitmask**, you end up with the low-order byte values {0x01, 0x02, 0x03, 0x05, 0x07, 0x08, 0x09}. If you collapse these into ranges you will have {0x01-0x03, 0x05-0x05, 0x07-0x09}.

3.1.1.3.3.1.4 Range Command (0x52)

The **Range** command is used to generate a single GLOBCNT range. If the low and high value of the GLOBCNT range are not the same, or the range has values that are more than 8 bytes of each other or the low and high value do not share five high-order bytes in common, the **Range** command **MUST** be used.

If the low and high GLOBCNT values share common high-order bytes, these **SHOULD** be pushed onto the common byte stack using the **Push** command prior to using the **Range** command. The low-order bytes which are not in common are used to build the **Range** command.

See section 2.2.2.4.4 for more details about the format of the **Range** command and its fields.

3.1.1.3.3.1.5 End Command (0x00)

The **End** command is used to signal the end of the GLOBSET encoding. This command **MUST** be added after all GLOBCNT ranges within the GLOBSET have been encoded. The **End** command can only be used if the common byte stack is empty. If after all GLOBCNT ranges have been encoded, there are still bytes on the common byte stack they **MUST** be removed with one or more **Pop** commands before the **End** command can be used.

3.1.1.3.3.2 Decoding

The following commands can exist in a serialized GLOBSET.

3.1.1.3.3.2.1 Push Command (0x01 – 0x06)

The **Push** command can add one to six bytes of high-order bytes to a common byte stack. The common byte stack is used in conjunction with subsequent encoding commands to build

GLOBCNT pairs that represent GLOBCNT ranges within the GLOBSET. When building a GLOBCNT, all the bytes on the common byte stack are used and any remaining bytes needed for a complete GLOBCNT have to come from another encoding command. The common bytes are pushed onto the stack highest to lowest byte order.

See section 2.2.2.4.1 for more details about the format of the **Push** command in the serialization buffer.

3.1.1.3.3.2.2 Pop Command (0x50)

The **Pop** command removes the bytes previously pushed onto the common byte stack from the last **Push** command. The **Pop** command unwinds the stack in the reverse order in which the bytes were pushed.

See section 2.2.2.4.2 for more details about the format of the **Pop** command in the serialization buffer.

3.1.1.3.3.2.3 Bitmask Command (0x42)

The **Bitmask** command MUST only be encountered when there are five bytes in the common byte stack.

See section 2.2.2.4.3 for more details about the format of the **Bitmask** command and its fields.

Using the **StartingValue** and the **Bitmask** fields of the **Bitmask** command, a set of low-order bytes can be produced. See section 3.1.1.3.3.1.3 for more details on decoding the **Bitmask** field to produce individual low-order values. Each low-order byte MUST be combined with the required five high-order bytes on the common byte stack or form a complete 6-byte GLOBCNT value. Arranging the GLOBCNT values by lowest to highest, the values should be paired into ranges. The GLOBCNT ranges should be added to the GLOBSET.

3.1.1.3.3.2.4 Range Command (0x52)

The **Range** command generates a GLOBCNT range. The GLOBCNT range should be added to the GLOBSET.

See section 2.2.2.4.4 for details about the format of the **Range** command and its fields.

The **Range** command contains two byte array fields, the **LowValue** and **HighValue**. Each of these fields should be combined with any high-order bytes in the common byte stack to produce a 6-byte GLOBCNT value. The two GLOBCNT values are the low and high value of the GLOBCNT range.

3.1.1.3.3.2.5 End Command (0x00)

When the **End** command is encountered the GLOBSET should be complete based on the GLOBCNT values generated from any previous encoding commands. The **End** command MUST NOT be encountered when there are bytes stored on the common byte stack.

3.1.2 Timers

None.

3.1.3 Initialization

None.

3.1.4 Higher-Layer Triggered Events

3.1.4.1 Conflict Handling

The properties that are associated with a message or a folder can be modified by the server or client at any time. Synchronizing these changes can result in conflicts in which a server or a client needs to decide which set of message properties or folder properties to use: the local copy, or the copy being replicated.

This specification does not mandate that clients implement any conflict handling. However, if clients do implement conflict handling, their conflict handling logic **MUST** be compatible with the one mandated for servers, as specified in this section, in order to ensure the consistency of user experience regardless of the role performing the conflict handling. When referring to synchronization in this chapter, both download and upload are considered, unless specified otherwise.

3.1.4.1.1 Detection

Servers **MUST** implement conflict detection using an algorithm compatible with the one described in this section.

Servers **MUST** perform conflict detection on ICS uploads for versions of messaging objects stored in a server replica and passed by the client through the **RopSynchronizationImport*** ROPs.

Conflict detection is performed by examining the **PidTagPredecessorChangeList** properties for objects that have the same value of **PidTagSourceKey**.

Clients **MAY** perform conflict detection on ICS download for versions of objects stored in a local replica and passed by the server in a FastTransfer stream.

To illustrate the use of PCLs in conflict detection, the following algorithm uses sample PCLs (PCL_A and PCL_B) to detect a conflict between two versions of the same messaging object.

Conflict Detection Algorithm

PCL_A **includes** PCL_B IFF for every XID in PCL_B there's an XID in PCL_A that has the same **NamespaceGuid** and same or greater **LocalId** part. We will use the notation $PCL_A \supseteq PCL_B$ if PCL_A includes or is equal to PCL_B .

If a change to a messaging object is being synchronized from replica A to replica B, use the following statements to identify the conflict and the version to replicate:

- 1) If PCL_A includes PCL_B , then the version from replica A is newer and replaces the version in replica B.
- 2) If PCL_B includes or is equal to PCL_A , then the version from replica A is older, and is ignored. The version in replica B remains intact.
- 3) If neither 1 or 2 is true, then versions from replicas A and B are in conflict.

Servers MAY implement additional conflict detection mechanisms, as long as PCLs for object versions that do and do not conflict adhere to the criteria above.

3.1.4.1.2 Resolution

At a minimum, servers MUST implement conflict resolution to the extent specified in this section. Servers MAY implement additional resolution algorithms. Any additional resolution algorithms MUST NOT result in the creation of *conflict resolve messages*, as specified in section 3.1.3.2.1.

A version that results from conflict resolution MUST have a PCL that makes it a *successor* of all conflicting versions. To achieve that, roles SHOULD assign the successor a PCL created by *merging* the PCLs of all conflicting versions.

Version X is a **successor** of versions A and B IFF the conflict detection algorithm in 3.1.4.1.1 would determine that X is not in conflict and is newer than both A and B.

PCL_X is a **merge** of PCL_A and PCL_B IFF all of the following statements are true:

- 1) $PCL_X \subseteq (PCL_A \cup PCL_B)$
- 2) $PCL_X \supseteq PCL_A$
- 3) $PCL_X \supseteq PCL_B$

3.1.4.1.2.1 Conflict Resolve Message

A *conflict resolve message* object provides a way to encapsulate conflicting versions of a message object into a single message object, by storing all the versions of the message object as individual attachments to the new message object. For more information about conflict resolve message objects, see [MS-OXCSYNC] section 3.1.5.4. With the exceptions specified in [MS-OXCSYNC] section 3.1.5.4, the contents of the conflict resolve message object include all properties and subobjects of the winning version, therefore the conflict resolve message object can be used in place of the winning version whenever needed. The winner MUST be determined by the *last writer wins* algorithm, as specified in section 3.1.4.1.2.2. Since the conflict resolve message is a successor of all the conflicting versions it represents, its PCL MUST be the merge of the PCLs of the conflicting versions.

Conflict resolve message objects MUST never be synchronized as message objects. Instead, each of the attachments that represents a version in conflict, MUST be synchronized as a separate message object. This allows the other role to re-resolve the conflict during synchronization, while considering all (possibly, more than two) conflicting versions.

The last writer wins algorithm SHOULD be used for conflicts detected during hierarchy synchronization and contents synchronization of normal messages, unless specified otherwise in the **PidTagResolveMethod** property set on the folder.

3.1.4.1.2.2 Last Writer Wins Algorithm

The last writer wins algorithm uses the **PidTagLastModificationTime** property to determine the winning version as specified in the following steps:

- 1) The version with the most recent **PidTagLastModificationTime** wins.
- 2) If the **PidLastModificationTime** value is equal on both objects, the winning version MAY<14> be determined by comparing byte-to-byte values of the **NamespaceGuid** field for XIDs in the **PidTagChangeKey** properties.
- 3) If the byte-to-byte comparison in step 2 determines that the **NamespaceGuid** fields are equal, the version being imported wins.

This algorithm SHOULD be used for conflicts detected during hierarchy synchronization and contents synchronization of FAI messages.

3.1.4.1.3 Reporting

Conflict reporting, if needed, SHOULD be done through a combination of the following methods:

- 1) Failing the ROP that detected the conflict
- 2) Creating a conflict resolve message.
- 3) Creating a *conflict notification message*, as specified in [MS-OXCSYNC] section 3.1.5.4.

Servers MUST implement conflict reporting by failing ROPs and creating conflict resolve messages. Servers MAY implement other means of conflict reporting.

The use of the conflict resolve message combines semi-automatic conflict resolution with conflict reporting: the message has all properties of the winning version, while at the same time it contains all conflicting versions as its attachments, which clients MAY use to offer manual conflict resolution.

Determining whether to perform conflict reporting, and what method of conflict reporting SHOULD be used is dependent on the operation that triggered the conflict detection and on the value of the **PidTagResolveMethod** property on the folder.

For example: **RopSynchronizationImportMessageChange** has a flag **FailOnConflict**, which switches between reporting by failing of the ROP and reporting by creating a conflict notification message. However, **RopSynchronizationImportHierarchyChange** MUST detect and resolve, and MAY report, possible conflicts using a conflict notification message.

3.1.5 Message Processing Events and Sequencing Rules

ROPs discussed in this document are synchronous and MUST be executed in the order outlined for each operation discussed in sections 1.3 and 2.2.3. Otherwise, the client and server behavior remains undefined.

3.1.6 Creating Compact IDSETsOther Local Events

None.

3.2 Server Details

3.2.1 Abstract Data Model

3.2.1.1 Isolation of Download and Upload Operations

Clients **MUST NOT** assume that upload or download operations are isolated transactions. Upload and download operations can be affected by other operations on messaging objects.

To counteract the lack of transaction isolation between ICS download operation and the rest of operations that occur on messaging objects at the same time, servers **MUST** guarantee that the final ICS state does not reflect the state of the server replica at the end of the operation, but instead reflects the actual differences downloaded to a client, combined with the initial ICS state.

3.2.1.2 Creating Compact IDSETs

As the number of changes that happen to a folder grow over its lifetime, the sets of MIDs and CNs that need to be kept in IDSETs grow as well. The size of the IDSET is rarely a problem for hierarchy synchronizations due to the small number of folders commonly present in mailboxes. Therefore, this discussion focuses on contents synchronization. In this section, the term IDSET is used to refer to both IDSETs and CNSETs.

The following mechanisms are available to help optimize IDSETs for performance:

1. **IDSET compression:** The wire format of IDSETs is optimized for consecutive ranges and sets of non-consecutive IDs that have close values.
2. **Clustering of IDs:** Clients and servers **SHOULD** allocate IDs of messages within a folder from contiguous sets of IDs. This optimization is based on an assumption that with time, all old messages will be either deleted or moved to another folder, and so all of their IDs could be represented as one range. See section 3.3.1.1.1 for details.
3. **Collapsing of ranges:** If an IDSET is never iterated over and is only used in operations like “not in”, then it’s possible to add ranges of IDs to the IDSET to help collapse its regions, if that would not affect the results of operations it’s used in.

Note that because the synchronization scope limits synchronization to one folder, and the algorithm for determining the difference between replicas (specified in section 3.2.4.1) only ever checks that a certain ID is not in the **PidTagCnset*** properties, it’s possible to add CNs that were either never used or used on objects outside of the synchronization scope to these IDSETs without affecting the outcome. Note that this **MUST NOT** be done for IDSETs that are ever iterated over, such as **PidTagIdsetGiven**, as it will change the outcome.

Example: An IDSET contains [10; 20] and [30; 40] for some REPLGUID. Since every internal change number within the same REPLGUID **MUST** be greater than any

previous one, and the change numbers [21; 29] do not belong to any messages in the current folder, the two regions can be safely collapsed into [10; 40].

3.2.2 Timers

None.

3.2.3 Initialization

None.

3.2.4 Higher-Layer Triggered Events

3.2.4.1 Determining What Differences Need to be Downloaded

In the section, all references to the ICS state properties refer to values uploaded in the initial ICS state.

For every object in the synchronization scope, servers MUST do the following.

- Include information about a change to an object if either:
 - It's a folder
AND a change number is not in **PidTagCnsetSeen**
 - It's a normal message
AND **SynchronizationFlag Normal** was set
AND a change number is not in **PidTagCnsetSeen**
 - It's an FAI message
AND **SynchronizationFlag FAI** was set
AND a change number is not in **PidTagCnsetSeenFAI**
- If **SynchronizationFlag NoDeletions** is not set, include deletion information about objects that either:
 - Have their internal identifiers present in **PidTagIdsetGiven**
AND are missing from the server replica
 - Are folders that have never been reported as deleted
- If **SynchronizationFlag NoSoftDeletions** is not set, include deletion information about objects that:
 - Have their internal identifiers present in **PidTagIdsetGiven**
AND exist in a server replica
AND belong to a folder that defines the synchronization scope
AND do not match the restriction that defines the synchronization scope
- If **SynchronizationFlag ReadState** is set, include read state change information about messages that:

- Do not have their change numbers for read and unread state in **PidTagCnsetRead**.
AND are not FAI messages
AND have not had change information downloaded for them in this session

A server needs to make sure that the checkpoint ICS state that is returned by **RopSynchronizationGetTransferState**, sent before the subsequent **RopFastTransferSourceGetBuffer**, contains only the differences that have been downloaded to the client in the current synchronization download operation, in addition to what was reflected in the initial ICS state. Note that the final ICS state that has to be downloaded in the FastTransfer stream as the last portion of the payload is exactly the same as the checkpoint ICS state that corresponds to the end of the operation.

The following invariants define the relationship between the initial ICS state, the checkpoint ICS state and differences downloaded at the time of checkpointing. The following table contains the nomenclature used to describe the invariants:

Prop_{Index}	Property Prop of the ICS state (as specified in section 2.2.1.1). Index can be I for Initial and C for checkpoint.
Prop_D	Property Prop that contains a particular set of differences that have been downloaded in the current operation, as specified in section 2.2.1.3.
{change_{Subset}.Id} {change_{Subset}.Cn}	Internal identifiers or change numbers of all changes that have been downloaded in the current operation. The Subset can be one of the following: <ul style="list-style-type: none"> • Omitted to denote all changes • Normal for normal messages • FAI for FAI messages • Partial for normal messages downloaded as partial changes
{readStateChange.Id} {readStateChange.ReadStateCn}	Internal identifiers or read state change numbers of all normal messages, with only the read state changed, which have been downloaded in the current operation.

Servers **MUST** ensure that the following invariants are true:

$$AllDeleted = (IdsetDeleted_D \cup IdsetSoftDeleted_D \cup IdsetExpired_D)$$

$$IdsetGiven_C = (IdsetGiven_I \cup \{change.Id\}) \setminus AllDeleted$$

$$CnsetSeen_C = CnsetSeen_I \cup \{change_{Normal}.Cn\}$$

$$\text{CnsetSeenFAI}_C = \text{CnsetSeenFAI}_I \cup \{\text{change}_{\text{FAI}}.\text{Cn}\}$$
$$\text{CnsetRead}_C = \text{CnsetRead}_I \cup \{\text{readStateChange}.\text{ReadCn}\}$$

Invariants for CnsetSeen_C , CnsetSeenFAI_C , CnsetRead_C are amended in 3.2.1.2.

$$\text{IdsetGiven}_I \supseteq \{\text{changes}_{\text{Partial}}.\text{Id}\}$$
$$\text{IdsetGiven}_I \supseteq (\text{IdsetRead}_D \cup \text{IdsetUnread}_D)$$
$$\{\text{readStateChange}.\text{Id}\} = \text{IdsetRead}_D \cup \text{IdsetUnread}_D$$
$$\{\text{change}.\text{Id}\} \cap \text{AllDeleted} = \emptyset$$
$$\{\text{change}.\text{Cn}\} \cap (\text{CnsetSeen}_I \cup \text{CnsetSeenFAI}_I) = \emptyset$$
$$\{\text{readStateChange}.\text{Id}\} \cap \text{AllDeleted} = \emptyset$$
$$\{\text{readStateChange}.\text{Id}\} \cap \{\text{change}.\text{Id}\} = \emptyset$$

3.2.4.2 Generating the PidTagSourceKey Value

When the **PidTagSourceKey** value is missing, the server **MUST** generate it by producing a GUID from the object's internal identifier (MID or FID) using the same mapping algorithm as described for **RopLongTermEntryIdFromId** (as specified in [MS-OXCSTOR]).

The only exception is when a server needs to generate this property on the fly for a folder, which is a root of the current hierarchy synchronization download operation (that is, it's the folder that was passed to **RopSynchronizationConfigure**). In this case, **PidTagSourceKey** **MUST** be output as a zero-length Binary.

3.2.4.3 Read State Change Tracking

To conserve the bandwidth between clients and servers, the read state of the messages **SHOULD** be tracked separately from other change.

Whenever the read state of a message changes, a separate change number on a message, the *read state change number* **SHOULD** be assigned a new value. The change number of a message **SHOULD NOT** be modified unless other changes to a message were made at the same time. This allows the change to be efficiently downloaded to a client as MID in an IDSET **PidTagIdsetRead** or **PidTagIdsetUnread**, compressed together with read state changes to other messages in the synchronization scope.

3.2.4.4 Fast Transfer Copy Operations

3.2.4.4.1 Download

When producing FastTransfer streams for operations configured with **RopFastTransferSourceCopy*** ROPs, servers **SHOULD** skip over objects that the client does not have a necessary permission for. If the **Move** flag of **CopyFlag** field (as specified in

section 2.2.3.1.1.1.1) is set an additional permission to delete an object is required for an object to be included in the output FastTransfer stream. If a permission check for an object fails, the **PidTagEcWarning** meta-property SHOULD be output in a FastTransfer stream, wherever allowed by its syntactical structure, to signal a client about incomplete content .

3.2.4.4.1.1 Receiving a RopFastTransferSourceGetBuffer

Servers SHOULD fail any successive calls to **RopFastTransferSourceGetBuffer**, once the previous iteration returns a buffer with a **ReturnValue** other than **Success** or **ServerBusy**.

3.2.4.5 Incremental Change Synchronization

3.2.4.5.1 Downloading State

3.2.4.5.1.1 Receiving a RopSynchronizationGetTransferState

A server MUST ensure that changes to the state of the synchronization context that occur after this ROP do not affect the ICS state downloaded through the FastTransfer download context returned from this ROP.

3.2.4.5.2 Upload

3.2.4.5.2.1 Receiving a RopSynchronizationImportMessageChange

Upon successful completion of this ROP, the ICS state on the synchronization context MUST be updated to include a new change number in either the **PidTagCnsetSeen** or **PidTagCnsetSeenFAI** property, depending on whether a particular message is a normal message or an FAI message.

The server MUST purge all client-settable properties and subobjects of the message object, prior to returning it in the **OutputServerObject**. Note that any changes to this message made by this ROP or any other ROP that operates on it MUST NOT be persisted until **RopSaveChangesMessages** is called.

3.2.4.5.2.2 Receiving a RopSynchronizationImportHierarchyChange

Upon successful completion of this ROP, the ICS state on the synchronization context MUST be updated to include a new change number in the **PidTagCnsetSeen** property.

If a conflict has occurred, the server:

- SHOULD NOT update the **PidTagCnsetSeen** property, to let the clients download a result of conflict resolution
- MAY generate a conflict notification message. See section 3.1.4.1.3 for more information.
- MUST return **Success** in the **ReturnValue**

The server MUST ignore the properties in **PropertyValues**, which are also present in **HierarchyValues**.

3.2.4.5.2.3 Receiving a RopSynchronizationImportMessageMove

Upon successful completion, the ICS state on the synchronization context MUST be updated to include change numbers of messages in the destination folder in either the **PidTagCnsetSeen** or **PidTagCnsetSeenFAI** property, depending on whether a message is a normal message or an FAI message.

3.2.4.5.2.4 Receiving a RopSynchronizationImportDeletes

The server MUST ignore requests to delete objects that have already been deleted and SHOULD record deletions of objects that never existed in the server replica, in order to prevent **RopSynchronizationImportHierarchyChange** or **RopSynchronizationImportMessageChange** from restoring them back.

The protocol DOES NOT dictate that deletions of all objects passed in the request to this ROP MUST happen in a transacted way. However, to minimize possibilities of putting replicas into a desynchronized state and considering that a protocol does not let clients know in any way what part of an operation has succeeded, servers SHOULD take a reasonable effort to predict whether all deletions will succeed, and if not, report a failure right away, instead of partially completing an operation.

3.2.4.5.2.5 Receiving a RopSynchronizationImportReadStateChanges

This ROP is a batch variant of **RopSetMessageReadFlag**, which also takes care of updating an ICS state. The net effect of changing the read state message by message using **RopSetMessageReadFlag** MUST be identical to doing changing the read state in bulk using **RopSynchronizationImportReadStateChanges**.

Requests to change the read state of FAI messages MUST be ignored. Upon successful completion, the ICS state on the synchronization context MUST be updated by adding the new change number to the **PidTagCnsetRead** property.

The protocol DOES NOT dictate that the change of the read state for all objects passed in the ROP request MUST happen in a transacted way. However, to minimize the possibility of putting replicas into a desynchronized state and considering that a protocol does not let clients know what part of an operation has succeeded, servers SHOULD make a reasonable effort to predict whether changes of state for all messages will succeed, and if not, report a failure immediately, instead of partially completing an operation.

3.2.4.5.2.6 Receiving a RopGetLocalReplicaIds

A server MAY limit the number of IDs that can be allocated in one batch to prevent malicious clients from reserving too many IDs with the intent of causing a denial-of-service attack by depleting the set of available IDs. A server MAY limit the maximum number of IDs that can be allocated in one batch to the upper limit of the range recommended to clients in 3.3.4.2.2.7.

3.2.4.5.2.7 Receiving a RopSetLocalReplicaMidsetDeleted

A server MAY add ranges of IDs supplied through this ROP to the *deleted item list*, if one is maintained for the folder. One of the possible reasons for doing that is to be able to compress the deleted item list using the algorithm specified in section 3.2.1.2.

A server MAY ensure that ranges supplied as request fields to this ROP are allocated using **RopGetLocalReplicaIds**.

3.2.4.6 Effect of Property and Subobject Filters on Download

Property and subobject filters specified during the configuration of a download operation, only have an effect on the objects that are directly included in the scope of the operation. For example:

- Specifying property A in the **PropertyTags** field of the request buffer of a **RopFastTransferSourceCopyProperties** ROP configured with an attachment object as an **InputServerObject** will impact the set of properties to be copied for this attachment, but not for its embedded message or any attachments that it might contain.
- Specifying the property **PidTagFolderAssociatedContents** in the **PropertyTags** field of the request buffer of a **RopFastTransferSourceCopyTo** ROP configured with a folder object as an **InputServerObject** will only exclude FAI message objects from copying for this specific folder, but not for any of its descendant folders.
- Specifying the **PidTagMessageRecipients** property in the **PropertyTags** fields of the request buffer of a **RopSynchronizationConfigure** ROP, will exclude recipient subobjects from all message changes downloaded in that operation, but it will not affect recipients of embedded messages that their attachments might have.

Regardless of property filters specified at operation configuration time, certain properties MUST be always excluded from output. See section 3.2.4.8 for details.

At the same time, directives to include or exclude properties and subobjects supplied through flags do have an effect on downloaded objects at all levels. For example:

- Specifying the **CopyFlag CopySubfolders** (as specified in section 2.2.3.1.1.1.1) flag, includes all subfolders of the current folder into the operation scope.
- Specifying **CopyFlag SendEntryId** flag, includes all identification properties for all objects being downloaded.

Whenever subobject filters have an effect, servers MUST output an **PidTagFXDelProp** meta-property immediately before outputting subobjects of a particular type, to differentiate between the cases where a set of subobjects (such as attachments or recipients) was filtered in, but was empty, and where it was filtered out. For example:

- Specifying meta-property **PidTagMessageRecipients** in the **PropertyTags** field of the request buffer of **RopFastTransferSourceCopyProperties** configured with a message object as an **InputServerObject**, will direct a server to output **PidTagFXDelProp PidTagMessageRecipients** before outputting recipients of that message, even if there are not any.

The protocol doesn't support incremental download of subobjects. Subobjects of a particular type are either filtered out, in which case **PidTagFXDelProp** meta-property MUST NOT be output, or are filtered in, that is MUST be output one after another, prefixed by the **PidTagFXDelProp** meta-property.

3.2.4.7 Properties to Ignore on Upload

Unless specified otherwise in property list restriction tables, properties that belong to the **provider-defined internal non-transmittable** range, as specified in [MS-OXPROPS] section 1.3.5, MUST be ignored on upload.

3.2.4.8 Properties to Ignore on Download

Unless specified otherwise in property list restriction tables, **propValue** elements of FastTransfer streams that belong to the provider-defined internal non-transmittable range (as specified in [MS-OXPROPS] section 1.3.5) MUST be excluded from download.

3.2.5 Timer Events

There are no client timers associated with this protocol.

3.2.6 Other Local Events

None.

3.3 Client Details

This section provides client specific details related to bulk data transfer. The Mailbox Synchronization Protocol Specification, as specified in [MS-OXCSYNC], also contains important client specific details related to bulk data transfer.

3.3.1 Abstract Data Model

3.3.1.1 Object and Change Identification

The following three alternative mechanisms are available to clients that need to create objects in their local replica without having to contact the server right away to upload the differences; this is also known as working offline.

3.3.1.1.1 Client-Assigned Internal Identifiers

When using this most preferred approach, clients MUST send a request to a server to allocate a range of internal identifiers for their exclusive use using **RopGetLocalReplicaIds**. Clients can then assign these IDs to any new folders or messages within their local replica and communicate these assignments back when performing ICS upload using **RopSynchronizationImportHierarchyChange** (as specified in section 2.2.3.2.4.3) or **RopSynchronizationImportMessageChange** (as specified in section 2.2.3.2.4.2). Note that these IDs MUST NOT be used for change numbers.

Clients MUST generate foreign identifiers to identify changes to objects in the local replica, as specified in section 3.3.1.1.3.

This mechanism is being serviced by two ROPs, **RopGetLocalReplicaIds** (as specified in section 2.2.3.2.4.7) and **RopSetLocalReplicaMidsetDeleted** (as specified in section 2.2.3.2.4.8).

To help compression of IDSETs and to alleviate fragmentation of the deleted item list, if a server maintains one for a folder, clients SHOULD assign consecutive IDs from the allocated range to messages within the same folder. One of the possible mechanisms to achieve this is to allocate a contiguous subset of allocated IDs to each folder.

Clients MUST report IDs assigned to objects in a client replica that were deleted without ever being uploaded through **RopSynchronizationImportDeletes**.

Clients MUST report ranges of server-allocated IDs, which will never be used for any messages in a folder through **RopSetLocalReplicaMidsetDeleted**. For an example, see section 3.3.4.2.2.8.

3.3.1.1.2 Use Online Mode ROPs

In this approach, clients MUST upload objects created in their local replica by using the regular, non-synchronization ROPs as specified in [MS-OXCMSG] and [MS-OXCFLD], such as **RopCreateFolder** or **RopCreateMessage**, which makes servers assign internal identifiers in a usual. The limitation of this mode is that clients:

- Do not have server-accepted identifiers for objects until after they're uploaded to a server.
- Do not control internal identifiers assigned to objects and changes by a server.
- Can't set values of special properties, such as **PidTagLastModificationTime**.
- Are entirely responsible for updating of the ICS state to prevent uploaded objects from being downloaded during a subsequent synchronization download operation.

3.3.1.1.3 Foreign Identifiers

In this approach, clients generate identifiers for messaging objects and changes. Such identifiers are commonly referred to as foreign keys or foreign identifiers. Foreign identifiers are represented as XIDs, and MUST NOT have the same byte length as GUIDs, that is the number of bytes in **LocalId** field that follows a **NamespaceGuid** in the XID structure MUST be different from the size of GLOBCNT, 6. At the same time, foreign identifiers that share the same **NamespaceGuid** MUST have the same length as the **LocalId** part.

Clients MUST create foreign identifiers within the **NamespaceGuids** they generated, and MUST NOT use any REPLGUIDs returned by a server for that purpose.

Foreign identifiers MUST have the same qualities as internal identifiers: they MUST be unique and MUST NOT ever be reused. When used to identify change numbers, they MUST be guaranteed to increase for any new change, or use a different GUID, which is important for conflict detection (as specified in section 3.1.4.1.1).

Use of foreign identifiers for folders and messages is not recommended, as not all of the ICS operations support foreign identifiers. To be fully functional, clients would have to maintain a mapping of foreign identifiers to internal ones, as some information encoded into IDSETs, like deletions, read state changes and ICS state properties, are always encoded in terms of internal identifiers.

3.3.1.2 Synchronization Scope

To be able to perform incremental change synchronization download of mailbox data, a client **MUST** subdivide all necessary synchronization work into smaller pieces, which clearly define boundaries of synchronization operations in the terms supported by the ICS protocol (see **RopSynchronizationConfigure** as specified in section 2.2.3.2.1.1). Synchronization scope is defined by all of the following:

- Mailbox
- Synchronization type (hierarchy or contents)
- Folder within the mailbox
- Restrictions on messages within the folder that are included in the scope (for contents synchronization only)

Synchronization for each of the scopes can be performed independently. For each of the synchronization scopes, a client **MUST** persist the corresponding ICS state, and be sure to pass it along when configuring a synchronization operation using **RopSynchronizationConfigure** or **RopSynchronizationOpenCollector**. ICS state does not reflect the synchronization scope it belongs to. Therefore, a client **MUST** ensure that the ICS state it passes to a server corresponds to the synchronization scope it was originally obtained for.

Examples of synchronization scopes include the following:

- Folder hierarchy that starts with folder X
- All contents of folder Z
- All unread messages in folder Y that were received within the last three days

Note that the set of messaging objects considered for ICS operation can be further limited with flags, such as **Normal** or **FAI** set in the **SynchronizationFlag** field of **RopSynchronizationConfigure**. However, these flags do not modify the synchronization scope, they just filter the output produced by an operation.

For example, consider the following ICS operation:

1. `IcsDownload(icsStateX, Normal | FAI) => (diffNormal \cup diffFAI, icsStateZ)`

This operation outputs differences for all the messages in a folder. Compare it with the following sequence of ICS operations:

1. `IcsDownload(icsStateX, Normal) => (diffNormal, icsStateY)`

2. IcsDownload(icsStateY, FAI) => (diffFAI, icsStateZ)

This sequence is correct and it will produce same end result as the single step operation above.

The sequence below, however, is incorrect, because it uses a different synchronization scope (by supplying a different value for the **Restriction** field) for the same ICS state:

1. IcsDownload(icsStateX, Normal | FAI, {**PidTagAssociated** equals FALSE})
=> (diff1, icsStateA)
2. IcsDownload(icsStateA, Normal | FAI, {**PidTagAssociated** equals TRUE})
=> (diff2, icsStateB)

As a result, this sequence will not yield the same result:

- diff1 will contain soft-deletion notifications for any previously downloaded messaging objects mentioned in icsStateX.**PidTagIdsetGiven**, which don't have **PidTagAssociated** equals FALSE
- diff2 will contain soft-deletions for all messaging objects mentioned in icsStateA.**PidTagIdsetGiven**
- icsStateB.**PidTagIdsetGiven** will only contain IDs of FAI messages

3.3.2 Timers

None.

3.3.3 Initialization

None.

3.3.4 Higher-Layer Triggered Events

None.

3.3.4.1 Fast Transfer Copy Operations

3.3.4.1.1 *Download*

3.3.4.1.1.1 Sending a RopFastTransferSourceGetBuffer

The FastTransfer stream on download is read-only and non-seekable, and is usually generated on-the-fly. Once obtained, data cannot be re-queried, unless the operation is re-configured from the beginning. Even then, there's no guarantee that the content of the stream will be the same as during the previous attempt.

As streams can be very large, clients MAY decode portions of the FastTransfer stream as they arrive in **RopFastTransferSourceGetBuffer** response buffers, and then query for more when they need to.

3.3.4.1.1.2 Sending a RopTellVersion

Clients MUST pass the version exactly as it was obtained from the EcDoConnect or EcDoConnectEx call results. For more information about the only application scenario for this ROP, server-to-client-to-server upload, see section 3.3.4.1.2.1.

3.3.4.1.2 Upload

3.3.4.1.2.1 Server-to-Client-to-Server Upload

To optimize copying messaging objects between two different mailboxes on two different servers using FastTransfer download paired with FastTransfer download, a client MAY specify the **ForUpload** flag in **SendOption**, which instructs the source server to produce a FastTransfer stream optimized for the destination server.

Clients MUST NOT parse the FastTransfer stream produced by the source server, as it MAY contain any kind of optimizations and not adhere to the grammar specified in section 2.2.4.

Clients MUST use the following steps to execute server-to-client-to-server copying

1. Send one of the **RopFastTransferSourceCopy*** requests to server A to configure a FastTransfer download context, while setting the **ForUpload** flag in **SendOption**.
2. Send the **RopFastTransferDestinationConfigure** request to server B to configure a FastTransfer upload context.
3. Send the **RopTellVersion** request on a FastTransfer download context with a version of server B.
4. Send the **RopTellVersion** request on a FastTransfer upload context with a version of server A.
5. Iteratively send **RopFastTransferSourceGetBuffer** requests on a FastTransfer download context followed by **RopFastTransferDestinationPutBuffer** requests on a FastTransfer upload context until there's no more data.
6. Release both FastTransfer contexts.

3.3.4.2 Incremental Change Synchronization

3.3.4.2.1 Downloading State

3.3.4.2.1.1 Sending a RopSynchronizationGetTransferState

Clients only need to use this command when performing synchronization uploads, as it's the only way to obtain the ICS state maintained on the synchronization upload context. For synchronization downloads, the final ICS state is downloaded at the end of the FastTransfer stream, and this ROP can only be used to obtain the checkpoint ICS state, as an alternative to using client-side checkpointing (as specified in [MS-OXC_SYNC] section 3.1.5.3.9.1).

3.3.4.2.2 Upload

Clients MAY <15> perform a synchronization upload without uploading the initial ICS state properties into a synchronization upload context, because the behavior of **RopSynchronizationImport*** ROPs does not depend on the initial ICS state. In that case, a server MAY download the changes uploaded in this session during the subsequent ICS download.

3.3.4.2.2.1 Sending a RopSynchronizationOpenCollector

Be sure to update the stored **PidTagIdsetGiven** value with internal identifiers of the objects that were imported into the server replica. These identifiers are either returned in the responses of RopSynchronizationImport* ROPs, or can be extracted from GIDs sent as input **PidTagSourceKey** values.

3.3.4.2.2.2 Sending a RopSynchronizationImportMessageChange

When uploading new messages, clients SHOULD add their MIDs to the **PidTagIdsetGiven** value upon successful completion of this ROP.

Note that since a server returns an empty message from **RopSynchronizationImportMessageChange**, even when uploading changes to an existing message, this ROP can only be used to perform upload of full message changes or new messages. If a client wants to upload partial message changes, it SHOULD take them outside of the synchronization upload operation, by initiating an upload using **RopOpenMessage** followed by other ROPs discussed in [MX-OXCMSG], such as **RopSetProperties** and **RopFlushRecipients**. However, those ROPs do not let the client set values to any of the properties that **RopSynchronizationImportMessageChange** accepts. These ROPs also require an internal identifier to open a message, and not a XID, which can be a problem if a client uses foreign identifiers for client-originated messages (as specified in section 3.3.1.1).

3.3.4.2.2.3 Sending a RopSynchronizationImportHierarchyChange

When uploading new folders, clients SHOULD update the ICS state that corresponds to the chosen synchronization scope by adding FIDs of new folders to the **PidTagIdsetGiven** property upon successful completion of this ROP.

3.3.4.2.2.4 Sending a RopSynchronizationImportMessageMove

When uploading new messages, clients SHOULD update the ICS state of the source folder by removing MIDs of moved messages from its **PidTagIdsetGiven** property. Otherwise, the client MUST be prepared to receive deletion notifications for these messages in source folder during the next ICS download.

3.3.4.2.2.5 Sending a RopSynchronizationImportDeletes

Clients SHOULD update the ICS state of the chosen synchronization scope by removing internal identifiers of deleted objects from its **PidTagIdsetGiven** property. Otherwise, clients MUST be prepared to receive deletion notifications for these messages during the next ICS download.

Clients SHOULD expect this ROP to fail if deletion of any of the objects passed in the request buffer fail, except for the common cases mentioned in the section 2.2.3.2.4.5. The possibility of a failure is higher when the user has lower privileges to a mailbox – this is especially a consideration for delegate and public folder access. Clients that use this ROP SHOULD have a strategy to retry this operation, which MAY be a combination of the following steps:

- 1) Retry the ROP with the same arguments on a new synchronization upload context.
- 2) Retry the ROP, passing one ID at a time.
- 3) Retry the ROP using “online mode” ROPs, like **RopDeleteFolder** and **RopDeleteMessages**.
- 4) Perform the ICS download, resolving server changes against their own pending upload.
- 5) Skip an object and undo the operation in the local replica.

3.3.4.2.2.6 Sending a RopSynchronizationImportReadStateChanges

Clients SHOULD expect this ROP to fail if any state changes on the objects passed in the request buffer fail. The possibility of a failure is higher when the user has lower privileges to a mailbox – this is especially a consideration for delegate and public folder access. Clients that use this ROP SHOULD have a strategy to retry this operation, which MAY be a combination of the following steps:

- 1) Retry the ROP with the same arguments on a new synchronization upload context.
- 2) Retry the ROP, passing one ID at a time.
- 3) Retry the ROP using online mode ROPs, such as **RopSetMessageReadFlag**.
- 4) Perform the ICS download, resolving server changes against their own pending upload.
- 5) Skip an object and undo the operation in the local replica.

3.3.4.2.2.7 Sending a RopGetLocalReplicaIds

Clients SHOULD NOT allocate another batch of IDs until the one they allocated before is used up or near depletion. It's recommended to allocate IDs in batches of moderate size, between 0x00000200 and 0x0000FFFF. Note, that servers SHOULD impose restrictions on the number of IDs that can be allocated at one time.

3.3.4.2.2.8 Sending a RopSetLocalReplicaMidsetDeleted

The following example illustrates a possible implementation of the client with regards to assignment of server-allocated IDs (see section 3.3.1.1.1) to object in a local replica. Clients don't have to follow the model picture in this section, it's only used to demonstrate applicability of **RopSetLocalReplicaMidsetDeleted**.

1. Initially, a client has no server-allocated IDs that it can assign to objects created when working offline, so it needs to ask a server to allocate a block of IDs by sending **RopGetLocalReplicaIds**. A server responds with a block of IDs that a client stores in a local replica.

2. A client needs a server-allocated ID whenever it needs to create a message in a folder in a local replica. For that purpose, a client associates a range of IDs previously allocated with **RopGetLocalReplicaIds** with a folder, so that IDs from that range could be used for new or moved items in that folder.
3. If a folder doesn't have a range of server-allocated IDs associated with it, because the previous range was depleted (say, [A; B]), a client would have to allocate another range (say, [C; D]) from the block obtained in step 1 and associate it with that folder.
4. Once a new range [C; D] is associated with a folder, a client knows that all ids in [B+1; C-1] will never be used in that folder, because they have already been associated with other folders. Therefore, a client can send **RopSetLocalReplicaMidsetDeleted** for that folder with the [B+1; C-1] range.

3.3.5 Message Processing Events and Sequencing Rules

3.3.6 Timer Events

There are no client timers associated with this specification.

3.3.7 Other Local Events

None.

4 Protocol Examples

4.1 IDSET Serialization

This is an example of how an IDSET can be serialized. Because of the variability of the GLOBSET encoding commands used within the serialization of an IDSET, there are many different ways an IDSET could be encoded. There is no single correct way to encode a GLOBSET as long as the GLOBSET, when decoded, contains the exact same set of GLOBCNT values. The following is just one way of encoding an IDSET.

This example uses an IDSET with following four MID values:

IDSET

	Value	REPLID	GLOBCNT
MID1	01 00 00 00 00 00 00 05	0001	000000000005
MID2	01 00 00 00 00 00 00 06	0001	000000000006
MID3	01 00 00 00 00 00 00 10	0001	000000000010
MID4	02 00 00 00 00 00 00 09	0002	000000000009

The IDSET MUST first be properly formatted for serializations. See section 3.1.1.3.1 for more details on how an IDSET should be properly formatted.

Below is a diagram which represents how the IDSET MUST be arranged for serialization. The individual ID values have been arranged by REPLID and the GLOBCNT values have been reduced to a GLOBSET for each REPLID. Within the GLOBSET the GLOBCNT values are placed into contiguous ranges.

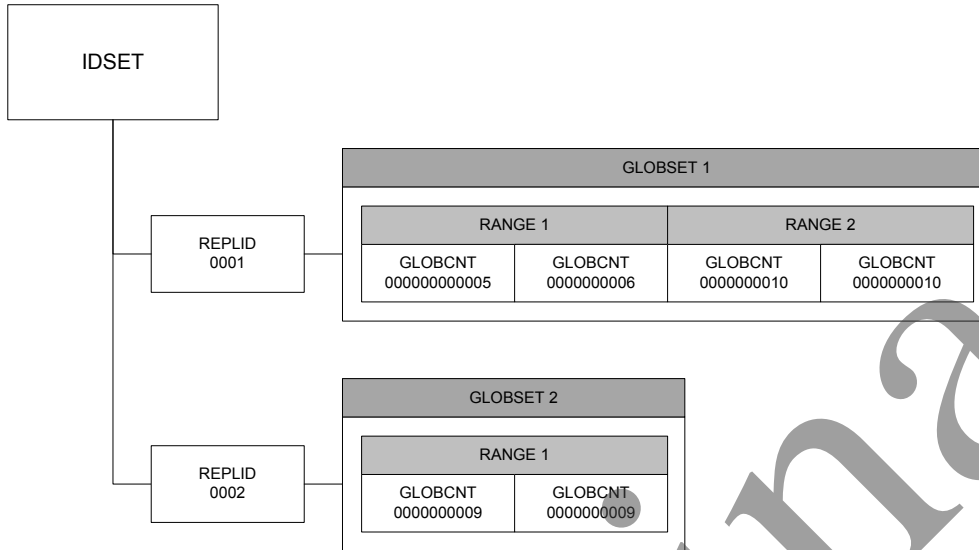


Figure 3. Sample IDSET used in the serialization example.

This example will serialize the IDSET using the REPLID format. See section 2.2.2.3 for more details on the different serialization formats of an IDSET.

For each REPLID/GLOBSET pair the REPLID should be added to the serialization buffer and then the encoded GLOBSET. They MUST be ordered based on the REPLID value where the lowest value is added first through the highest value.

The serialization buffer should look like the following:

Serialization Buffer	
01 00	<encoded GLOBSET 1>
02 00	<encoded GLOBSET 2>

GLOBSET 1 contains four GLOBCNT values; two in each GLOBCNT range. The encoding should be performed based on the same order in which they're arranged in GLOBCNT ranges; from lowest to highest value. The following table is a list of all the GLOBCNT values in the order in which they should be encoded.

#	GLOBCNT
1	00 00 00 00 00 05
2	00 00 00 00 00 06

3	00 00 00 00 00 10
4	00 00 00 00 00 10

Since all values have the same five bytes in common, the **Push** command can be used to push the five common bytes onto the common byte stack.

Current Encoding Buffer
<u>05</u> 00 00 00 00 00

Low and high GLOBCNT values in all ranges should be evaluated in pairs. Since value 1 is close to value 2 we can continue evaluating subsequent ranges of GLOBCNT values to see if we can use the **Bitmask** command. However, values 3 and 4 are not close enough to value 1 to use the **Bitmask** command. Since only one GLOBCNT range will be put into a **Bitmask** command, we could either use the **Bitmask** command or the **Range** command. They both will occupy the same number of bytes in the encoded buffer, so the decision to use a **Bitmask** or **Range** command is an implementation decision. Both methods when decoded will result in the same GLOBCNT range. In this example, we'll use the **Range** command with the values 0x05 and 0x06 following it.

Current Encoding Buffer
05 00 00 00 00 00 <u>52</u> 05 06

We now have encodings to generate GLOBCNT values 1 and 2 if decoded. We now move on to GLOBCNT value 3 and 4. Since they both have five bytes in common that are already in the common byte stack, no **Pop** or **Push** command needs to be used. Since values 3 and 4 are close in value (in this particular case, they're identical) we could use the **Bitmask** command. Since there are no more GLOBCNT ranges to encode the **Bitmask** command will only contain one range taking 3 bytes of encoding. This is the same size a **Range** command would be to encode the same range. However, since the range is a singleton its is more efficient to use the **Push** command to fill in the common byte stack. This will generate two identical GLOBCNT values when decoded.

Current Encoding Buffer
05 00 00 00 00 00 52 05 06 <u>01</u> 10

We now have encodings in the encoding buffer to generate all GLOBCNT values in the GLOBSET. To complete the encoding we need to add an **End** command. But before we can add the **End** command we need to remove any bytes on the common byte stack. Since all bytes on the common byte stack were pushed with a single **Push** command, only one **Pop** command is needed to remove them.

Current Encoding Buffer

05 00 00 00 00 00 52 05 06 01 10 50
--

The **End** command can now be added.

Current Encoding Buffer
05 00 00 00 00 00 52 05 06 01 10 50 00

The GLOBSET 1 encoding can be added to the serialization buffer to produce the following:

Serialization Buffer
01 00 05 00 00 00 00 00 52 05 06 01 10 50 00 02 00 <encoded GLOBSET 2>

The last step is to encode GLOBSET 2. GLOBSET 2 contains two GLOBCNT values. The following table is a list of all the GLOBCNT values in the order in which they should be encoded.

#	GLOBCNT
1	00 00 00 00 00 09
2	00 00 00 00 00 09

Since both GLOBCNT values 1 and 2 are identical we can use the Push command followed by the full 6 bytes to add to the common byte stack. Since this will fill the common array, it will generate two identical GLOBCNT values when decoded producing a singleton GLOBCNT range.

Current Encoding Buffer
06 00 00 00 00 09

We now have encodings in the encoding buffer to generate all GLOBCNT values in the GLOBSET. To complete the encoding, we need to add an end command.

Current Encoding Buffer
06 00 00 00 00 09 00

The GLOBSET 2 encoding can be added to the serialization buffer to produce the following:

Serialization Buffer
01 00 05 00 00 00 00 00 52 05 06 01 10 50 00 02 00 06 00 00 00 00 09 00

This completes the serialization of the IDSET.

4.2 FastTransfer Stream Produced by Contents Synchronization Download

This section shows the output of the FastTransfer stream produced by the contents synchronization download operation which was configured by using the **RopSynchronizationConfigure** command with the following fields specified in the request buffer:

Field of the request buffer	Value
SynchronizationType	Contents
SendOptions	Unicode, RecoverMode, ForceUnicode, PartialItem
SynchronizationFlags	Unicode, ReadState, FAI, Normal, NoForeignIdentifiers, BestBody, Progress
RestrictionDataSize	0
RestrictionData	< missing >
SynchronizationExtraFlags	Eid, Cn, OrderByDeliveryTime

The dump contains the full message change for one message, message deletions, message read state changes, and the final ICS state. The structure of the FastTransfer stream, as observed by following markers, looks like the following:

```
IncrSyncProgressMode
  IncrSyncProgressPerMsg
  IncrSyncChg
    IncrSyncMsg
      StartRecip
      EndToRecip
      NewAttach
        StartEmbed
          StartRecip
          EndToRecip
        EndEmbed
      EndAttach
    IncrSyncDel
  IncrSyncRead
```

IncrSyncStateBegin

IncrSyncStateEnd

IncrSyncEnd

Bytes on the wire	Description
0B 00 74 40	marker IncrSyncProgressMode (4074000B [Bool])
0B 00 75 40	marker IncrSyncProgressPerMsg (4075000B [Bool])
03 00 12 40	marker IncrSyncChg (40120003 [Int32])
02 01 E0 65	propDef PidTagSourceKey (65E00102 [Binary])
16 00 00 00	length 22 (0x16)
19 D7 FB 0F-06 16 A1 41 BF F6 91 C7-63 DA A8 66 00 00 00 78-2E 21	varSizeValueAc..f ...x.!
40 00 08 30	propDef PidTagLastModificationTime (30080040 [SysTime])
FC 65 69 CF-C0 84 C8 01	fixedSizeValue [SysTime] 2008-03-13T04:15:02.8437500
02 01 E2 65	propDef PidTagChangeKey (65E20102 [Binary])
16 00 00 00	length 22 (0x16)
19 D7 FB 0F-06 16 A1 41 BF F6 91 C7-63 DA A8 66 00 00 00 78-4D 1C	varSizeValueAc..f ...xM.
02 01 E3 65	propDef PidTagPredecessorChangeList (65E30102 [Binary])
17 00 00 00	length 23 (0x17)
16 19 D7 FB-0F 06 16 A1 41 BF F6 91-C7 63 DA A8 66 00 00 00-78 4D 1C	varSizeValue A....c.. f...xM.
0B 00 AA 67	propDef PidTagAssociated (67AA000B [Bool])
00 00	fixedSizeValue [Bool] False
14 00 4A 67	propDef PidTagMID (674A0014 [Int64])
01 00 00 00-00 78 2E 21	fixedSizeValue [Int64] 2390980393575645185
14 00 A4 67	propDef PidTagChangeNumber (67A40014 [Int64])
01 00 00 00-00 78 4D 1C	fixedSizeValue [Int64] 2039418147664035841
03 00 15 40	marker IncrSyncMsg (40150003 [Int32])
0B 00 02 00	propDef PidTagAlternateRecipientAllowed (0002000B [Bool])
01 00	fixedSizeValue [Bool] True
03 00 17 00	propDef PidTagImportance (00170003 [Int32])
01 00 00 00	fixedSizeValue [Int32] 1
	propDef

Bytes on the wire	Description
1F 00 1A 00	PidTagMessageClass (001A001F [Unicode])
12 00 00 00	length 18 (0x12)
49 00 50 00-4D 00 2E 00 4E 00 6F 00-74 00 65 00 00 00	varSizeValue I.P.M... N.o.t.e. ..
0B 00 23 00	propDef PidTagOriginatorDeliveryReportRequested (0023000B [Bool])
00 00	fixedSizeValue [Bool] False
03 00 26 00	propDef PidTagPriority (00260003 [Int32])
00 00 00 00	fixedSizeValue [Int32] 0
0B 00 29 00	propDef PidTagReadReceiptRequested (0029000B [Bool])
00 00	fixedSizeValue [Bool] False
03 00 36 00	propDef PidTagSensitivity (00360003 [Int32])
00 00 00 00	fixedSizeValue [Int32] 0
1F 00 37 00	propDef PidTagSubject (0037001F [Unicode])
26 00 00 00	length 38 (0x26)
54 00 65 00-73 00 74 00 20 00 77 00-69 00 74 00 68 00 20 00-65 00 6D 00 62 00 65 00-64 00 64 00 65 00 64 00-00 00	varSizeValue T.e.s.t. .w.i.t. h. .e.m. b.e.d.d. e.d... ... value truncated ...
40 00 39 00	propDef PidTagClientSubmitTime (00390040 [SysTime])
80 BA A7 B7-BC 84 C8 01	fixedSizeValue [SysTime] 2008-03-13T03:45:45.0000000
02 01 3B 00	propDef PidTagSentRepresentingSearchKey (003B0102 [Binary])
60 00 00 00	length 96 (0x60)
45 58 3A 2F-4F 3D 46 49 52 53 54 20-4F 52 47 41 4E 49 5A 41-54 49 4F 4E 2F 4F 55 3D-45 58 43 48 41 4E 47 45-20 41 44 4D	varSizeValue EX:/O=FI RST ORGA NIZATION /OU=EXCH ANGE ADM ... value truncated ...
1F 00 3D 00	propDef PidTagSubjectPrefix (003D001F [Unicode])
02 00 00 00	length 2 (0x2)
00 00	varSizeValue ..
02 01 3F 00	propDef PidTagReceivedByEntryid (003F0102 [Binary])
79 00 00 00	length 121 (0x79)
00 00 00 00-DC A7 40 C8 C0 42 10 1A-B4 B9 08 00 2B 2F E1 82-01 00 00 00 00 00 00 00-2F 4F 3D 46 49 52 53 54-20 4F 52 47	varSizeValue@. .B..... +/. .../O=F IRST ORG

Bytes on the wire	Description
	... value truncated ...
1F 00 40 00	propDef PidTagReceivedByName (0040001F [Unicode])
06 00 00 00	length 6 (0x6)
74 00 31 00-00 00	varSizeValue t.1...
02 01 41 00	propDef PidTagSentRepresentingEntryid (00410102 [Binary])
79 00 00 00	length 121 (0x79)
00 00 00 00-DC A7 40 C8 C0 42 10 1A-B4 B9 08 00 2B 2F E1 82-01 00 00 00 00 00 00 00-2F 4F 3D 46 49 52 53 54-20 4F 52 47	varSizeValue@. .B..... +/. .../O=F IRST ORG
	... value truncated ...
1F 00 42 00	propDef PidTagSentRepresentingName (0042001F [Unicode])
06 00 00 00	length 6 (0x6)
74 00 31 00-00 00	varSizeValue t.1...
02 01 43 00	propDef PidTagReceivedRepresentingEntryid (00430102 [Binary])
79 00 00 00	length 121 (0x79)
00 00 00 00-DC A7 40 C8 C0 42 10 1A-B4 B9 08 00 2B 2F E1 82-01 00 00 00 00 00 00 00-2F 4F 3D 46 49 52 53 54-20 4F 52 47	varSizeValue@. .B..... +/. .../O=F IRST ORG
	... value truncated ...
1F 00 44 00	propDef PidTagReceivedRepresentingName (0044001F [Unicode])
06 00 00 00	length 6 (0x6)
74 00 31 00-00 00	varSizeValue t.1...
02 01 51 00	propDef PidTagReceivedBySearchKey (00510102 [Binary])
60 00 00 00	length 96 (0x60)
45 58 3A 2F-4F 3D 46 49 52 53 54 20-4F 52 47 41 4E 49 5A 41-54 49 4F 4E 2F 4F 55 3D-45 58 43 48 41 4E 47 45-20 41 44 4D	varSizeValue EX:/O=FI RST ORGA NIZATION /OU=EXCH ANGE ADM
	... value truncated ...
02 01 52 00	propDef PidTagReceivedRepresentingSearchKey (00520102 [Binary])
60 00 00 00	length 96 (0x60)
45 58 3A 2F-4F 3D 46 49 52 53 54 20-4F 52 47 41 4E 49 5A 41-54 49 4F 4E 2F 4F 55 3D-45 58 43 48 41 4E 47 45-20 41 44 4D	varSizeValue EX:/O=FI RST ORGA NIZATION /OU=EXCH ANGE ADM
	... value truncated ...
1F 00 64 00	propDef PidTagSentRepresentingAddressType (0064001F [Unicode])

Bytes on the wire	Description
06 00 00 00	length 6 (0x6)
45 00 58 00-00 00	varSizeValue E.X...
1F 00 65 00	propDef PidTagSentRepresentingEmailAddress (0065001F [Unicode])
BA 00 00 00	length 186 (0xBA)
2F 00 4F 00-3D 00 46 00 49 00 52 00-53 00 54 00 20 00 4F 00-52 00 47 00 41 00 4E 00-49 00 5A 00 41 00 54 00-49 00 4F 00	varSizeValue /.O.=.F. I.R.S.T. .O.R.G. A.N.I.Z. A.T.I.O.
	... value truncated ...
1F 00 70 00	propDef PidTagConversationTopic (0070001F [Unicode])
26 00 00 00	length 38 (0x26)
54 00 65 00-73 00 74 00 20 00 77 00-69 00 74 00 68 00 20 00-65 00 6D 00 62 00 65 00-64 00 64 00 65 00 64 00-00 00	varSizeValue T.e.s.t. .w.i.t. h. .e.m. b.e.d.d. e.d...
	... value truncated ...
02 01 71 00	propDef PidTagConversationIndex (00710102 [Binary])
16 00 00 00	length 22 (0x16)
01 C8 84 BC-B6 CB 8A CC 1E B8 32 77-43 2B A1 C6 83 9A 4A F4-BC 14	varSizeValue2wC+.. ..J...
1F 00 75 00	propDef PidTagReceivedByAddressType (0075001F [Unicode])
06 00 00 00	length 6 (0x6)
45 00 58 00-00 00	varSizeValue E.X...
1F 00 76 00	propDef PidTagReceivedByEmailAddress (0076001F [Unicode])
BA 00 00 00	length 186 (0xBA)
2F 00 4F 00-3D 00 46 00 49 00 52 00-53 00 54 00 20 00 4F 00-52 00 47 00 41 00 4E 00-49 00 5A 00 41 00 54 00-49 00 4F 00	varSizeValue /.O.=.F. I.R.S.T. .O.R.G. A.N.I.Z. A.T.I.O.
	... value truncated ...
1F 00 77 00	propDef PidTagReceivedRepresentingAddrtype (0077001F [Unicode])
06 00 00 00	length 6 (0x6)
45 00 58 00-00 00	varSizeValue E.X...
1F 00 78 00	propDef PidTagReceivedRepresentingEmailAddress (0078001F [Unicode])
BA 00 00 00	length 186 (0xBA)
2F 00 4F 00-3D 00 46 00 49 00 52 00-53 00 54 00	varSizeValue /.O.=.F. I.R.S.T.

Bytes on the wire	Description
20 00 4F 00-52 00 47 00	.O.R.G.
41 00 4E 00-49 00 5A 00	A.N.I.Z.
41 00 54 00-49 00 4F 00	A.T.I.O.
... value truncated ...	
1F 00 7D 00	propDef PidTagTransportMessageHeaders (007D001F [Unicode])
E8 06 00 00	length 1768 (0x6E8)
52 00 65 00-63 00 65 00	varSizeValue R.e.c.e.
69 00 76 00-65 00 64 00	i.v.e.d.
3A 00 20 00-66 00 72 00	..f.r.
6F 00 6D 00-20 00 45 00	o.m. .E.
58 00 43 00-48 00 2D 00	X.C.H.-.
... value truncated ...	
02 01 7F 00	propDef PidTagTnefCorrelationKey (007F0102 [Binary])
56 00 00 00	length 86 (0x56)
3C 31 39 44-37 46 42 30	varSizeValue <19D7FB0
46 30 36 31-36 41 31 34	F0616A14
31 42 46 46-36 39 31 43	1BFF691C
37 36 33 44-41 41 38 36	763DAA86
36 37 38 34-34 42 37 40	67844B7@
... value truncated ...	
02 01 19 0C	propDef PidTagSenderEntryid (0C190102 [Binary])
79 00 00 00	length 121 (0x79)
00 00 00 00-DC A7 40 C8	varSizeValue@.
C0 42 10 1A-B4 B9 08 00	.B.....
2B 2F E1 82-01 00 00 00	+/.
00 00 00 00-2F 4F 3D 46	.../O=F
49 52 53 54-20 4F 52 47	IRST ORG
... value truncated ...	
1F 00 1A 0C	propDef PidTagSenderName (0C1A001F [Unicode])
06 00 00 00	length 6 (0x6)
74 00 31 00-00 00	varSizeValue t.l...
02 01 1D 0C	propDef PidTagSenderSearchKey (0C1D0102 [Binary])
60 00 00 00	length 96 (0x60)
45 58 3A 2F-4F 3D 46 49	varSizeValue EX:/O=FI
52 53 54 20-4F 52 47 41	RST ORGA
4E 49 5A 41-54 49 4F 4E	NIZATION
2F 4F 55 3D-45 58 43 48	/OU=EXCH
41 4E 47 45-20 41 44 4D	ANGE ADM
... value truncated ...	
1F 00 1E 0C	propDef PidTagSenderAddressType (0C1E001F [Unicode])
06 00 00 00	length 6 (0x6)
45 00 58 00-00 00	varSizeValue E.X...
1F 00 1F 0C	propDef PidTagSenderEmailAddress (0C1F001F [Unicode])
BA 00 00 00	length 186 (0xBA)
	varSizeValue

Bytes on the wire	Description
2F 00 4F 00-3D 00 46 00	/.O.=.F.
49 00 52 00-53 00 54 00	I.R.S.T.
20 00 4F 00-52 00 47 00	.O.R.G.
41 00 4E 00-49 00 5A 00	A.N.I.Z.
41 00 54 00-49 00 4F 00	A.T.I.O.
... value truncated ...	
03 00 D3 83-03 20 06 00 00 00 00 00-C0 00 00 00 00 00 00 46-00 2A 81 00 00	propDef PidLidTaskDelegateValue (0x812A [PSETID_Task]) [Int32]
00 00 00 00	fixedSizeValue [Int32] 0
0B 00 D2 83-03 20 06 00 00 00 00 00-C0 00 00 00 00 00 00 46-00 2C 81 00 00	propDef PidLidTaskFFixOffline (0x812C [PSETID_Task]) [Bool]
00 00	fixedSizeValue [Bool] False
0B 00 D1 83-03 20 06 00 00 00 00 00-C0 00 00 00 00 00 00 46-00 24 81 00 00	propDef PidLidTaskNoCompute (0x8124 [PSETID_Task]) [Bool]
00 00	fixedSizeValue [Bool] False
40 00 06 0E	propDef PidTagMessageDeliveryTime (0E060040 [SysTime])
80 E7 D8 B8-BC 84 C8 01	fixedSizeValue [SysTime] 2008-03-13T03:45:47.0000000
03 00 07 0E	propDef PidTagMessageFlags (0E070003 [Int32])
31 00 00 00	fixedSizeValue [Int32] 49
03 00 CE 83-03 20 06 00 00 00 00 00-C0 00 00 00 00 00 00 46-00 29 81 00 00	propDef PidLidTaskOwnership (0x8129 [PSETID_Task]) [Int32]
00 00 00 00	fixedSizeValue [Int32] 0
03 00 17 0E	propDef PidTagMessageStatus (0E170003 [Int32])
00 00 00 00	fixedSizeValue [Int32] 0
03 00 D0 83-03 20 06 00 00 00 00 00-C0 00 00 00 00 00 00 46-00 11 81 00 00	propDef PidLidTaskEstimatedEffort (0x8111 [PSETID_Task]) [Int32]
00 00 00 00	fixedSizeValue [Int32] 0
1F 00 1D 0E	propDef PidTagNormalizedSubject (0E1D001F [Unicode])
26 00 00 00	length 38 (0x26)
54 00 65 00-73 00 74 00 20 00 77 00-69 00 74 00 68 00 20 00-65 00 6D 00 62 00 65 00-64 00 64 00 65 00 64 00-00 00	varSizeValue T.e.s.t. .w.i.t. h. .e.m. b.e.d.d. e.d...
... value truncated ...	
0B 00 1F 0E	propDef PidTagRtfInSync (0E1F000B [Bool])

Bytes on the wire	Description
01 00	fixedSizeValue [Bool] True
03 00 23 0E	propDef PidTagInternetArticleNumber (0E230003 [Int32])
26 00 00 00	fixedSizeValue [Int32] 38
03 00 79 0E	propDef PidTagTrustSender (0E790003 [Int32])
01 00 00 00	fixedSizeValue [Int32] 1
03 00 CF 83-03 20 06 00 00 00 00 00-C0 00 00 00 00 00 00 46-00 10 81 00 00	propDef PidLidTaskActualEffort (0x8110 [PSETID_Task]) [Int32]
00 00 00 00	fixedSizeValue [Int32] 0
03 00 F7 0F	propDef PidTagAccessLevel (0FF70003 [Int32])
00 00 00 00	fixedSizeValue [Int32] 0
1F 00 CD 83-03 20 06 00 00 00 00 00-C0 00 00 00 00 00 00 46-00 21 81 00 00	propDef PidLidTaskDelegator (0x8121 [PSETID_Task]) [Unicode]
02 00 00 00	length 2 (0x2)
00 00	varSizeValue ..
03 00 CC 83-03 20 06 00 00 00 00 00-C0 00 00 00 00 00 00 46-00 23 81 00 00	propDef PidLidTaskOrdinal (0x8123 [PSETID_Task]) [Int32]
FF FF FF 7F	fixedSizeValue [Int32] 2147483647
1F 00 35 10	propDef PidTagInternetMessageId (1035001F [Unicode])
AC 00 00 00	length 172 (0xAC)
3C 00 31 00-39 00 44 00 37 00 46 00-42 00 30 00 46 00 30 00-36 00 31 00 36 00 41 00-31 00 34 00 31 00 42 00-46 00 46 00	varSizeValue <.1.9.D. 7.F.B.0. F.0.6.1. 6.A.1.4. 1.B.F.F. ... value truncated ...
03 00 80 10	propDef PidTagIconIndex (10800003 [Int32])
FF FF FF FF	fixedSizeValue [Int32] -1
40 00 07 30	propDef PidTagCreationTime (30070040 [SysTime])
A2 DA EF B9-BC 84 C8 01	fixedSizeValue [SysTime] 2008-03-13T03:45:48.8281250
40 00 08 30	propDef PidTagLastModificationTime (30080040 [SysTime])
FC 65 69 CF-C0 84 C8 01	fixedSizeValue [SysTime] 2008-03-13T04:15:02.8437500
02 01 0B 30	propDef PidTagSearchKey (300B0102 [Binary])
10 00 00 00	length 16 (0x10)
	varSizeValue

Bytes on the wire	Description
6B 3B AA B8-C7 83 78 4E 80 8E F2 DE-04 82 C8 EB	k;...xN
0B 00 40 3A	propDef PidTagSendRichInfo (3A40000B [Bool])
01 00	fixedSizeValue [Bool] True
03 00 DE 3F	propDef PidTagInternetCodepage (3FDE0003 [Int32])
9F 4E 00 00	fixedSizeValue [Int32] 20127
03 00 F1 3F	propDef PidTagMessageLocaleId (3FF10003 [Int32])
09 04 00 00	fixedSizeValue [Int32] 1033
03 00 FD 3F	propDef PidTagMessageCodepage (3FFD0003 [Int32])
E3 04 00 00	fixedSizeValue [Int32] 1251
03 00 19 40	propDef PidTagSenderFlags (40190003 [Int32])
00 00 00 00	fixedSizeValue [Int32] 0
03 00 1A 40	propDef PidTagSentRepresentingFlags (401A0003 [Int32])
00 00 00 00	fixedSizeValue [Int32] 0
03 00 1B 40	propDef PidTagReceivedByFlags (401B0003 [Int32])
00 00 00 00	fixedSizeValue [Int32] 0
03 00 1C 40	propDef PidTagReceivedRepresentingFlags (401C0003 [Int32])
00 00 00 00	fixedSizeValue [Int32] 0
03 00 76 40	propDef PidTagContentFilterSpamConfidenceLeve (40760003 [Int32])
FF FF FF FF	fixedSizeValue [Int32] -1
03 00 02 59	propDef PidTagInternetMailOverrideFormat (59020003 [Int32])
00 00 16 00	fixedSizeValue [Int32] 1441792
03 00 09 59	propDef PidTagMessageEditorFormat (59090003 [Int32])
02 00 00 00	fixedSizeValue [Int32] 2
03 00 C6 65	propDef PidTagSecureSubmitFlags (65C60003 [Int32])
02 00 00 00	fixedSizeValue [Int32] 2
1F 00 D4 83-03 20 06 00 00 00 00 00-C0 00 00 00 00 00 00 46-00 27 81 00 00	propDef PidLidTaskRole (0x8127 [PSETID_Task]) [Unicode]
02 00 00 00	length 2 (0x2)
00 00	varSizeValue ..
0B 00 D5 83-03 20 06 00 00 00 00 00-C0 00 00 00 00 00 00 46-00 03 81 00 00	propDef PidLidTeamTask (0x8103 [PSETID_Task]) [Bool]
	fixedSizeValue

Bytes on the wire	Description
00 00	[Bool] False
0B 00 D6 83-03 20 06 00 00 00 00 00-C0 00 00 00 00 00 00 46-00 26 81 00 00	propDef PidLidTaskFRecurring (0x8126 [PSETID_Task]) [Bool]
00 00	fixedSizeValue [Bool] False
03 00 00 80-08 20 06 00 00 00 00 00-C0 00 00 00 00 00 00 46-00 52 85 00 00	propDef PidLidCurrentVersion (0x8552 [PSETID_Common]) [Int32]
04 ED 01 00	fixedSizeValue [Int32] 126212
1F 00 01 80-08 20 06 00 00 00 00 00-C0 00 00 00 00 00 00 46-00 54 85 00 00	propDef PidLidCurrentVersionName (0x8554 [PSETID_Common]) [Unicode]
0A 00 00 00	length 10 (0xA)
31 00 32 00-2E 00 30 00 00 00	varSizeValue 1.2...0. ..
03 00 02 80-08 20 06 00 00 00 00 00-C0 00 00 00 00 00 00 46-00 10 85 00 00	propDef PidLidSideEffects (0x8510 [PSETID_Common]) [Int32]
00 00 00 00	fixedSizeValue [Int32] 0
0B 00 08 80-08 20 06 00 00 00 00 00-C0 00 00 00 00 00 00 46-00 03 85 00 00	propDef PidLidReminderSet (0x8503 [PSETID_Common]) [Bool]
00 00	fixedSizeValue [Bool] False
1F 10 0C 80-29 03 02 00 00 00 00 00-C0 00 00 00 00 00 00 46-01 4B 00 65 00 79 00 77-00 6F 00 72 00 64 00 73-00 00 00	propDef PidNameKeywords (Keywords [PS_PUBLIC_STRINGS]) [MultiValueUnicode]
02 00 00 00	length 2 (0x2)
1C 00 00 00	length 28 (0x1C)
42 00 6C 00-75 00 65 00 20 00 43 00-61 00 74 00 65 00 67 00-6F 00 72 00 79 00 00 00	varSizeValue B.l.u.e. .C.a.t. e.g.o.r. y...
20 00 00 00	length 32 (0x20)
59 00 65 00-6C 00 6C 00 6F 00 77 00-20 00 43 00 61 00 74 00-65 00 67 00 6F 00 72 00-79 00 00 00	varSizeValue Y.e.l.l. o.w. .C. a.t.e.g. o.r.y...
0B 00 4D 81-08 20 06 00 00 00 00 00-C0 00 00 00 00 00 00 46-00 0E 85 00 00	propDef PidLidAgingDontAgeMe (0x850E [PSETID_Common]) [Bool]

Bytes on the wire	Description
00 00	fixedSizeValue [Bool] False
03 00 84 81-08 20 06 00 00 00 00 00-C0 00 00 00 00 00 00 46-00 18 85 00 00	propDef PidLidTaskMode (0x8518 [PSETID_Common]) [Int32]
00 00 00 00	fixedSizeValue [Int32] 0
0B 00 4B 82-08 20 06 00 00 00 00 00-C0 00 00 00 00 00 00 46-00 06 85 00 00	propDef PidLidPrivate (0x8506 [PSETID_Common]) [Bool]
00 00	fixedSizeValue [Bool] False
1F 00 4D 82-08 20 06 00 00 00 00 00-C0 00 00 00 00 00 00 46-00 80 85 00 00	propDef PidLidInternetAccountName (0x8580 [PSETID_Common]) [Unicode]
26 00 00 00	length 38 (0x26)
4D 00 69 00-63 00 72 00 6F 00 73 00-6F 00 66 00 74 00 20 00-45 00 78 00 63 00 68 00-61 00 6E 00 67 00 65 00-00 00	varSizeValue M.i.c.r. o.s.o.f. t. .E.x. c.h.a.n. g.e... ... value truncated ...
1F 00 4E 82-08 20 06 00 00 00 00 00-C0 00 00 00 00 00 00 46-00 81 85 00 00	propDef PidLidInternetAccountStamp (0x8581 [PSETID_Common]) [Unicode]
E4 00 00 00	length 228 (0xE4)
30 00 30 00-30 00 30 00 30 00 30 00-30 00 32 00 01 00 45 00-58 00 43 00 48 00 2D 00-43 00 4C 00 49 00 2D 00-31 00 38 00	varSizeValue 0.0.0.0. 0.0.0.2. .E.X.C. H.-.C.L. I.-.1.8. ... value truncated ...
0B 00 4F 82-08 20 06 00 00 00 00 00-C0 00 00 00 00 00 00 46-00 82 85 00 00	propDef PidLidUserTnef (0x8582 [PSETID_Common]) [Bool]
00 00	fixedSizeValue [Bool] False
03 00 A8 83-08 20 06 00 00 00 00 00-C0 00 00 00 00 00 00 46-00 01 85 00 00	propDef PidLidReminderDelta (0x8501 [PSETID_Common]) [Int32]
00 00 00 00	fixedSizeValue [Int32] 0
03 00 AD 83-03 20 06 00 00 00 00 00-C0 00 00 00 00 00 00 46-00 01 81 00 00	propDef PidLidTaskStatus (0x8101 [PSETID_Task]) [Int32]
00 00 00 00	fixedSizeValue [Int32] 0
	propDef

Bytes on the wire	Description
05 00 AE 83-03 20 06 00 00 00 00 00-C0 00 00 00 00 00 00 46-00 02 81 00 00	PidLidPercentComplete (0x8102 [PSETID_Task]) [Double]
00 00 00 00-00 00 00 00	fixedSizeValue [Double] 0
0B 00 B0 83-03 20 06 00 00 00 00 00-C0 00 00 00 00 00 00 46-00 1C 81 00 00	propDef PidLidTaskComplete (0x811C [PSETID_Task]) [Bool]
00 00	fixedSizeValue [Bool] False
03 00 CA 83-03 20 06 00 00 00 00 00-C0 00 00 00 00 00 00 46-00 13 81 00 00	propDef PidLidTaskState (0x8113 [PSETID_Task]) [Int32]
01 00 00 00	fixedSizeValue [Int32] 1
03 00 CB 83-03 20 06 00 00 00 00 00-C0 00 00 00 00 00 00 46-00 12 81 00 00	propDef PidLidTaskVersion (0x8112 [PSETID_Task]) [Int32]
01 00 00 00	fixedSizeValue [Int32] 1
02 01 13 10	propDef PidTagBodyHtml (10130102 [Binary])
58 06 00 00	length 1624 (0x658)
3C 68 74 6D-6C 20 78 6D 6C 6E 73 3A-76 3D 22 75 72 6E 3A 73-63 68 65 6D 61 73 2D 6D-69 63 72 6F 73 6F 66 74-2D 63 6F 6D	varSizeValue <html xm lns:v="u rn:schem as-micro soft-com
	... value truncated ...
03 00 16 40	propDef PidTagFXDelProp (40160003 [Int32])
0D 00 12 0E	fixedSizeValue PidTagMessageRecipients (0E12000D [Object])
03 00 03 40	marker StartRecip (40030003 [Int32])
03 00 00 30	propDef PidTagRowid (30000003 [Int32])
00 00 00 00	fixedSizeValue [Int32] 0
1F 00 02 30	propDef PidTagAddressType (3002001F [Unicode])
06 00 00 00	length 6 (0x6)
45 00 58 00-00 00	varSizeValue E.X...
1F 00 03 30	propDef PidTagEmailAddress (3003001F [Unicode])
BA 00 00 00	length 186 (0xBA)
2F 00 4F 00-3D 00 46 00 49 00 52 00-53 00 54 00 20 00 4F 00-52 00 47 00 41 00 4E 00-49 00 5A 00 41 00 54 00-49 00 4F 00	varSizeValue /.O.=.F. I.R.S.T. .O.R.G. A.N.I.Z. A.T.I.O.
	... value truncated ...

Bytes on the wire	Description
1F 00 01 30	propDef PidTagDisplayName (3001001F [Unicode])
06 00 00 00	length 6 (0x6)
74 00 31 00-00 00	varSizeValue t.1...
02 01 F6 0F	propDef PidTagInstanceKey (0FF60102 [Binary])
04 00 00 00	length 4 (0x4)
00 00 00 00	varSizeValue
03 00 15 0C	propDef PidTagRecipientType (0C150003 [Int32])
01 00 00 00	fixedSizeValue [Int32] 1
02 01 FF 0F	propDef PidTagEntryid (0FFF0102 [Binary])
79 00 00 00	length 121 (0x79)
00 00 00 00-DC A7 40 C8 C0 42 10 1A-B4 B9 08 00 2B 2F E1 82-01 00 00 00 00 00 00 00-2F 4F 3D 46 49 52 53 54-20 4F 52 47	varSizeValue@. .B..... +/. .../O=F IRST ORG ... value truncated ...
02 01 0B 30	propDef PidTagSearchKey (300B0102 [Binary])
60 00 00 00	length 96 (0x60)
45 58 3A 2F-4F 3D 46 49 52 53 54 20-4F 52 47 41 4E 49 5A 41-54 49 4F 4E 2F 4F 55 3D-45 58 43 48	varSizeValue EX:/O=FI RST ORGA NIZATION /OU=EXCH ... value truncated ...
1F 00 20 3A	propDef PidTagTransmittableDisplayName (3A20001F [Unicode])
06 00 00 00	length 6 (0x6)
74 00 31 00-00 00	varSizeValue t.1...
0B 00 0F 0E	propDef PidTagResponsibility (0E0F000B [Bool])
01 00	fixedSizeValue [Bool] True
0B 00 40 3A	propDef PidTagSendRichInfo (3A40000B [Bool])
01 00	fixedSizeValue [Bool] True
03 00 FD 5F	propDef PidTagRecipientFlags (5FFD0003 [Int32])
01 00 00 00	fixedSizeValue [Int32] 1
02 01 F7 5F	propDef PidTagRecipientEntryid (5FF70102 [Binary])
79 00 00 00	length 121 (0x79)
00 00 00 00-DC A7 40 C8 C0 42 10 1A-B4 B9 08 00 2B 2F E1 82-01 00 00 00 00 00 00 00-2F 6F 3D 46 69 72 73 74-20 4F 72 67	varSizeValue@. .B..... +/. .../o=F irst Org

Bytes on the wire	Description
	... value truncated ...
1F 00 FE 39	propDef PidTagPrimarySmtpAddress (39FE001F [Unicode])
46 00 00 00	length 70 (0x46)
74 00 31 00-40 00 65 00	varSizeValue t.l.@.e.
75 00 6D 00-61 00 72 00	u.m.a.r.
75 00 2D 00-64 00 6F 00	u.-.d.o.
6D 00 2E 00-65 00 78 00	m...e.x.
74 00 65 00-73 00 74 00	t.e.s.t.
	... value truncated ...
03 00 05 39	propDef PidTagDisplayTypeEx (39050003 [Int32])
00 00 00 40	fixedSizeValue [Int32] 1073741824
03 00 00 39	propDef PidTagDisplayType (39000003 [Int32])
00 00 00 00	fixedSizeValue [Int32] 0
03 00 FE 0F	propDef PidTagObjectType (0FFE0003 [Int32])
06 00 00 00	fixedSizeValue [Int32] 6
1F 00 FF 39	propDef PidTag7bitDisplayName (39FF001F [Unicode])
06 00 00 00	length 6 (0x6)
74 00 31 00-00 00	varSizeValue t.l...
1F 00 00 3A	propDef PidTagAccount (3A00001F [Unicode])
06 00 00 00	length 6 (0x6)
74 00 31 00-00 00	varSizeValue t.l...
03 00 FF 5F	propDef PidTagRecipientTrackStatus (5FFF0003 [Int32])
00 00 00 00	fixedSizeValue [Int32] 0
03 00 DE 5F	propDef PidTagRecipientResourceState (5FDE0003 [Int32])
00 00 00 00	fixedSizeValue [Int32] 0
1F 00 F6 5F	propDef PidTagRecipientDisplayName (5FF6001F [Unicode])
06 00 00 00	length 6 (0x6)
74 00 31 00-00 00	varSizeValue t.l...
03 00 DF 5F	propDef PidTagRecipientOrder (5FDF0003 [Int32])
00 00 00 00	fixedSizeValue [Int32] 0
03 00 04 40	marker EndToRecip (40040003 [Int32])
03 00 16 40	propDef PidTagFXDelProp (40160003 [Int32])
0D 00 13 0E	marker PidTagMessageAttachments (0E13000D [Object])
03 00 00 40	marker NewAttach (40000003 [Int32])
03 00 21 0E	propDef PidTagAttachNumber (0E210003 [Int32])
	fixedSizeValue

Bytes on the wire	Description
00 00 00 00	[Int32] 0
02 01 02 37	propDef PidTagAttachEncoding (37020102 [Binary])
00 00 00 00	length 0 (0x0)
03 00 0B 37	propDef PidTagRenderingPosition (370B0003 [Int32])
FF FF FF FF	fixedSizeValue [Int32] -1
03 00 20 0E	propDef PidTagAttachSize (0E200003 [Int32])
E7 15 00 00	fixedSizeValue [Int32] 5607
03 00 F7 0F	propDef PidTagAccessLevel (0FF70003 [Int32])
00 00 00 00	fixedSizeValue [Int32] 0
40 00 07 30	propDef PidTagCreationTime (30070040 [SysTime])
E2 EA E3 B1-BC 84 C8 01	fixedSizeValue [SysTime] 2008-03-13T03:45:35.3281250
40 00 08 30	propDef PidTagLastModificationTime (30080040 [SysTime])
E2 EA E3 B1-BC 84 C8 01	fixedSizeValue [SysTime] 2008-03-13T03:45:35.3281250
03 00 05 37	propDef PidTagAttachMethod (37050003 [Int32])
05 00 00 00	fixedSizeValue [Int32] 5
02 01 09 37	propDef PidTagAttachRendering (37090102 [Binary])
B8 0D 00 00	length 3512 (0xDB8)
01 00 09 00-00 03 DC 06 00 00 00 00-21 06 00 00 00 00 05 00-00 00 09 02 00 00 00 00-05 00 00 00 01 02 FF FF-FF 00 A5 00	varSizeValue!.. value truncated ...
03 00 14 37	propDef PidTagAttachFlags (37140003 [Int32])
00 00 00 00	fixedSizeValue [Int32] 0
0B 00 FE 7F	propDef PidTagAttachmentHidden (7FFE000B [Bool])
00 00	fixedSizeValue [Bool] False
1F 00 04 37	propDef PidTagAttachFilename (3704001F [Unicode])
0E 00 00 00	length 14 (0xE)
54 00 65 00-73 00 74 00 20 00 31 00-00 00	varSizeValue T.e.s.t. .1...
0B 00 FF 7F	propDef PidTagAttachmentContactPhoto (7FFF000B [Bool])
00 00	fixedSizeValue [Bool] False
1F 00 01 30	propDef PidTagDisplayName (3001001F [Unicode])
0E 00 00 00	length 14 (0xE)
54 00 65 00-73 00 74 00	varSizeValue T.e.s.t.

Bytes on the wire	Description
20 00 31 00-00 00	.1...
02 01 F9 0F	propDef PidTagRecordKey (0FF90102 [Binary])
04 00 00 00	length 4 (0x4)
00 00 00 00	varSizeValue
03 00 01 40	marker StartEmbed (40010003 [Int32])
14 00 4A 67	propDef PidTagMID (674A0014 [Int64])
01 00 00 00-00 78 48 C1	fixedSizeValue [Int64] -4519230284670959615
0B 00 02 00	propDef PidTagAlternateRecipientAllowed (0002000B [Bool])
01 00	fixedSizeValue [Bool] True
03 00 17 00	propDef PidTagImportance (00170003 [Int32])
01 00 00 00	fixedSizeValue [Int32] 1
1F 00 1A 00	propDef PidTagMessageClass (001A001F [Unicode])
12 00 00 00	length 18 (0x12)
49 00 50 00-4D 00 2E 00 4E 00 6F 00-74 00 65 00 00 00	varSizeValue I.P.M... N.o.t.e. ..
0B 00 23 00	propDef PidTagOriginatorDeliveryReportRequested (0023000B [Bool])
00 00	fixedSizeValue [Bool] False
03 00 26 00	propDef PidTagPriority (00260003 [Int32])
00 00 00 00	fixedSizeValue [Int32] 0
0B 00 29 00	propDef PidTagReadReceiptRequested (0029000B [Bool])
00 00	fixedSizeValue [Bool] False
03 00 36 00	propDef PidTagSensitivity (00360003 [Int32])
00 00 00 00	fixedSizeValue [Int32] 0
1F 00 37 00	propDef PidTagSubject (0037001F [Unicode])
0E 00 00 00	length 14 (0xE)
54 00 65 00-73 00 74 00 20 00 31 00-00 00	varSizeValue T.e.s.t. .1...
40 00 39 00	propDef PidTagClientSubmitTime (00390040 [SysTime])
00 B4 A1 9D-8E 84 C8 01	fixedSizeValue [SysTime] 2008-03-12T21:54:16.0000000
02 01 3B 00	propDef PidTagSentRepresentingSearchKey (003B0102 [Binary])
60 00 00 00	length 96 (0x60)
45 58 3A 2F-4F 3D 46 49 52 53 54 20-4F 52 47 41 4E 49 5A 41-54 49 4F 4E 2F 4F 55 3D-45 58 43 48	varSizeValue EX:/O=FI RST ORGA NIZATION /OU=EXCH

Bytes on the wire	Description
41 4E 47 45-20 41 44 4D	ANGE ADM
	... value truncated ...
1F 00 3D 00	propDef PidTagSubjectPrefix (003D001F [Unicode])
02 00 00 00	length 2 (0x2)
00 00	varSizeValue ..
02 01 3F 00	propDef PidTagReceivedByEntryid (003F0102 [Binary])
79 00 00 00	length 121 (0x79)
00 00 00 00-DC A7 40 C8 C0 42 10 1A-B4 B9 08 00 2B 2F E1 82-01 00 00 00 00 00 00 00-2F 4F 3D 46 49 52 53 54-20 4F 52 47	varSizeValue@. .B..... +/. .../O=F IRST ORG
	... value truncated ...
1F 00 40 00	propDef PidTagReceivedByName (0040001F [Unicode])
06 00 00 00	length 6 (0x6)
74 00 31 00-00 00	varSizeValue t.1...
02 01 41 00	propDef PidTagSentRepresentingEntryid (00410102 [Binary])
79 00 00 00	length 121 (0x79)
00 00 00 00-DC A7 40 C8 C0 42 10 1A-B4 B9 08 00 2B 2F E1 82-01 00 00 00 00 00 00 00-2F 4F 3D 46 49 52 53 54-20 4F 52 47	varSizeValue@. .B..... +/. .../O=F IRST ORG
	... value truncated ...
1F 00 42 00	propDef PidTagSentRepresentingName (0042001F [Unicode])
06 00 00 00	length 6 (0x6)
74 00 31 00-00 00	varSizeValue t.1...
02 01 43 00	propDef PidTagReceivedRepresentingEntryid (00430102 [Binary])
79 00 00 00	length 121 (0x79)
00 00 00 00-DC A7 40 C8 C0 42 10 1A-B4 B9 08 00 2B 2F E1 82-01 00 00 00 00 00 00 00-2F 4F 3D 46 49 52 53 54-20 4F 52 47	varSizeValue@. .B..... +/. .../O=F IRST ORG
	... value truncated ...
1F 00 44 00	propDef PidTagReceivedRepresentingName (0044001F [Unicode])
06 00 00 00	length 6 (0x6)
74 00 31 00-00 00	varSizeValue t.1...
02 01 51 00	propDef PidTagReceivedBySearchKey (00510102 [Binary])
60 00 00 00	length 96 (0x60)
45 58 3A 2F-4F 3D 46 49	varSizeValue EX:/O=FI

Bytes on the wire	Description
52 53 54 20-4F 52 47 41 4E 49 5A 41-54 49 4F 4E 2F 4F 55 3D-45 58 43 48 41 4E 47 45-20 41 44 4D	RST ORGA NIZATION /OU=EXCH ANGE ADM
... value truncated ...	
02 01 52 00	propDef PidTagReceivedRepresentingSearchKey (00520102 [Binary])
60 00 00 00	length 96 (0x60)
45 58 3A 2F-4F 3D 46 49 52 53 54 20-4F 52 47 41 4E 49 5A 41-54 49 4F 4E 2F 4F 55 3D-45 58 43 48 41 4E 47 45-20 41 44 4D	varSizeValue EX:/O=FI RST ORGA NIZATION /OU=EXCH ANGE ADM
... value truncated ...	
0B 00 63 00	propDef PidTagResponseRequested (0063000B [Bool])
01 00	fixedSizeValue [Bool] True
1F 00 64 00	propDef PidTagSentRepresentingAddressType (0064001F [Unicode])
06 00 00 00	length 6 (0x6)
45 00 58 00-00 00	varSizeValue E.X...
1F 00 65 00	propDef PidTagSentRepresentingEmailAddress (0065001F [Unicode])
BA 00 00 00	length 186 (0xBA)
2F 00 4F 00-3D 00 46 00 49 00 52 00-53 00 54 00 20 00 4F 00-52 00 47 00 41 00 4E 00-49 00 5A 00 41 00 54 00-49 00 4F 00	varSizeValue /.O=.F. I.R.S.T. .O.R.G. A.N.I.Z. A.T.I.O.
... value truncated ...	
1F 00 70 00	propDef PidTagConversationTopic (0070001F [Unicode])
0E 00 00 00	length 14 (0xE)
54 00 65 00-73 00 74 00 20 00 31 00-00 00	varSizeValue T.e.s.t. .1...
02 01 71 00	propDef PidTagConversationIndex (00710102 [Binary])
16 00 00 00	length 22 (0x16)
01 C8 84 8B-9D B1 08 58 53 52 00 5B-4A D4 96 BA 3C 88 9D B4-16 AE	varSizeValueX SR.[J... <.....
1F 00 75 00	propDef PidTagReceivedByAddressType (0075001F [Unicode])
06 00 00 00	length 6 (0x6)
45 00 58 00-00 00	varSizeValue E.X...
1F 00 76 00	propDef PidTagReceivedByEmailAddress (0076001F [Unicode])
BA 00 00 00	length 186 (0xBA)
2F 00 4F 00-3D 00 46 00 49 00 52 00-53 00 54 00	varSizeValue /.O=.F. I.R.S.T.

Bytes on the wire	Description
20 00 4F 00-52 00 47 00	.O.R.G.
41 00 4E 00-49 00 5A 00	A.N.I.Z.
41 00 54 00-49 00 4F 00	A.T.I.O.
... value truncated ...	
1F 00 77 00	propDef PidTagReceivedRepresentingAddrtype (0077001F [Unicode])
06 00 00 00	length 6 (0x6)
45 00 58 00-00 00	varSizeValue E.X...
1F 00 78 00	propDef PidTagReceivedRepresentingEmailAddress (0078001F [Unicode])
BA 00 00 00	length 186 (0xBA)
2F 00 4F 00-3D 00 46 00	varSizeValue /.O.=.F.
49 00 52 00-53 00 54 00	I.R.S.T.
20 00 4F 00-52 00 47 00	.O.R.G.
41 00 4E 00-49 00 5A 00	A.N.I.Z.
41 00 54 00-49 00 4F 00	A.T.I.O.
... value truncated ...	
1F 00 7D 00	propDef PidTagTransportMessageHeaders (007D001F [Unicode])
B0 06 00 00	length 1712 (0x6B0)
52 00 65 00-63 00 65 00	varSizeValue R.e.c.e.
69 00 76 00-65 00 64 00	i.v.e.d.
3A 00 20 00-66 00 72 00	:. .f.r.
6F 00 6D 00-20 00 45 00	o.m. .E.
58 00 43 00-48 00 2D 00	X.C.H.-.
... value truncated ...	
0B 00 17 0C	propDef PidTagReplyRequested (0C17000B [Bool])
01 00	fixedSizeValue [Bool] True
02 01 19 0C	propDef PidTagSenderEntryid (0C190102 [Binary])
79 00 00 00	length 121 (0x79)
00 00 00 00-DC A7 40 C8	varSizeValue@.
C0 42 10 1A-B4 B9 08 00	.B.....
2B 2F E1 82-01 00 00 00	+/.....
00 00 00 00-2F 4F 3D 46	.../O=F
49 52 53 54-20 4F 52 47	IRST ORG
... value truncated ...	
1F 00 1A 0C	propDef PidTagSenderName (0C1A001F [Unicode])
06 00 00 00	length 6 (0x6)
74 00 31 00-00 00	varSizeValue t.l...
02 01 1D 0C	propDef PidTagSenderSearchKey (0C1D0102 [Binary])
60 00 00 00	length 96 (0x60)
45 58 3A 2F-4F 3D 46 49	varSizeValue EX:/O=FI
52 53 54 20-4F 52 47 41	RST ORGA
4E 49 5A 41-54 49 4F 4E	NIZATION
2F 4F 55 3D-45 58 43 48	/OU=EXCH
41 4E 47 45-20 41 44 4D	ANGE ADM
... value truncated ...	

Bytes on the wire	Description
1F 00 1E 0C	propDef PidTagSenderAddressType (0C1E001F [Unicode])
06 00 00 00	length 6 (0x6)
45 00 58 00-00 00	varSizeValue E.X...
1F 00 1F 0C	propDef PidTagSenderEmailAddress (0C1F001F [Unicode])
BA 00 00 00	length 186 (0xBA)
2F 00 4F 00-3D 00 46 00 49 00 52 00-53 00 54 00 20 00 4F 00-52 00 47 00 41 00 4E 00-49 00 5A 00 41 00 54 00-49 00 4F 00	varSizeValue /.O.=.F. I.R.S.T. .O.R.G. A.N.I.Z. A.T.I.O.
... value truncated ...	
1F 00 D4 83-03 20 06 00 00 00 00 00-C0 00 00 00 00 00 00 46-00 27 81 00 00	propDef PidLidTaskRole (0x8127 [PSETID_Task]) [Unicode]
02 00 00 00	length 2 (0x2)
00 00	varSizeValue ..
03 00 D3 83-03 20 06 00 00 00 00 00-C0 00 00 00 00 00 00 46-00 2A 81 00 00	propDef PidLidTaskDelegateValue (0x812A [PSETID_Task]) [Int32]
00 00 00 00	fixedSizeValue [Int32] 0
0B 00 D2 83-03 20 06 00 00 00 00 00-C0 00 00 00 00 00 00 46-00 2C 81 00 00	propDef PidLidTaskFFixOffline (0x812C [PSETID_Task]) [Bool]
00 00	fixedSizeValue [Bool] False
40 00 06 0E	propDef PidTagMessageDeliveryTime (0E060040 [SysTime])
00 0E 04 A0-8B 84 C8 01	fixedSizeValue [SysTime] 2008-03-12T21:54:20.0000000
03 00 07 0E	propDef PidTagMessageFlags (0E070003 [Int32])
01 00 00 00	fixedSizeValue [Int32] 1
03 00 CF 83-03 20 06 00 00 00 00 00-C0 00 00 00 00 00 00 46-00 10 81 00 00	propDef PidLidTaskActualEffort (0x8110 [PSETID_Task]) [Int32]
00 00 00 00	fixedSizeValue [Int32] 0
03 00 17 0E	propDef PidTagMessageStatus (0E170003 [Int32])
00 00 00 00	fixedSizeValue [Int32] 0
0B 00 D1 83-03 20 06 00 00 00 00 00-C0 00 00 00 00 00 00 46-00 24 81 00 00	propDef PidLidTaskNoCompute (0x8124 [PSETID_Task]) [Bool]
00 00	fixedSizeValue [Bool] False

Bytes on the wire	Description
1F 00 1D 0E	propDef PidTagNormalizedSubject (0E1D001F [Unicode])
0E 00 00 00	length 14 (0xE)
54 00 65 00-73 00 74 00 20 00 31 00-00 00	varSizeValue T.e.s.t. .1...
0B 00 1F 0E	propDef PidTagRtfInSync (0E1F000B [Bool])
01 00	fixedSizeValue [Bool] True
03 00 23 0E	propDef PidTagInternetArticleNumber (0E230003 [Int32])
1B 00 00 00	fixedSizeValue [Int32] 27
03 00 2B 0E	propDef PidTagToDoItemFlags (0E2B0003 [Int32])
01 00 00 00	fixedSizeValue [Int32] 1
03 00 79 0E	propDef PidTagTrustSender (0E790003 [Int32])
01 00 00 00	fixedSizeValue [Int32] 1
03 00 D0 83-03 20 06 00 00 00 00 00-C0 00 00 00 00 00 00 46-00 11 81 00 00	propDef PidLidTaskEstimatedEffort (0x8111 [PSETID_Task]) [Int32]
00 00 00 00	fixedSizeValue [Int32] 0
03 00 F7 0F	propDef PidTagAccessLevel (0EF70003 [Int32])
00 00 00 00	fixedSizeValue [Int32] 0
0B 00 D6 83-03 20 06 00 00 00 00 00-C0 00 00 00 00 00 00 46-00 26 81 00 00	propDef PidLidTaskFRecurring (0x8126 [PSETID_Task]) [Bool]
00 00	fixedSizeValue [Bool] False
02 01 09 10	propDef PidTagRtfCompressed (10090102 [Binary])
22 05 00 00	length 1314 (0x522)
1E 05 00 00-85 0B 00 00 4C 5A 46 75-31 AE 9B E3 03 00 0A 00-72 63 70 67 31 32 35 83-00 50 03 52 68 74 6D 6C-31 03 31 F8	varSizeValue LZFul... ...rcpg 125..P.R html1.1. ... value truncated ...
0B 00 D5 83-03 20 06 00 00 00 00 00-C0 00 00 00 00 00 00 46-00 03 81 00 00	propDef PidLidTeamTask (0x8103 [PSETID_Task]) [Bool]
00 00	fixedSizeValue [Bool] False
1F 00 35 10	propDef PidTagInternetMessageId (1035001F [Unicode])
AC 00 00 00	length 172 (0xAC)
3C 00 31 00-39 00 44 00	varSizeValue <.1.9.D.

Bytes on the wire	Description
37 00 46 00-42 00 30 00	7.F.B.0.
46 00 30 00-36 00 31 00	F.0.6.1.
36 00 41 00-31 00 34 00	6.A.1.4.
31 00 42 00-46 00 46 00	1.B.F.F.
	... value truncated ...
03 00 80 10	propDef PidTagIconIndex (10800003 [Int32])
FF FF FF FF	fixedSizeValue [Int32] -1
03 00 90 10	propDef PidTagFlagStatus (10900003 [Int32])
02 00 00 00	fixedSizeValue [Int32] 2
03 00 95 10	propDef PidTagFollowupIcon (10950003 [Int32])
06 00 00 00	fixedSizeValue [Int32] 6
40 00 07 30	propDef PidTagCreationTime (30070040 [SysTime])
90 F8 65 B0-BC 84 C8 01	fixedSizeValue [SysTime] 2008-03-13T03:45:32.8250000
40 00 08 30	propDef PidTagLastModificationTime (30080040 [SysTime])
90 F8 65 B0-BC 84 C8 01	fixedSizeValue [SysTime] 2008-03-13T03:45:32.8250000
02 01 0B 30	propDef PidTagSearchKey (300B0102 [Binary])
10 00 00 00	length 16 (0x10)
87 56 4A B2-FC C2 77 46 A4 81 15 08-9D 47 46 8C	varSizeValue .VJ...wFGF.
02 01 10 30	propDef PidTagTargetEntryid (30100102 [Binary])
46 00 00 00	length 70 (0x46)
00 00 00 00-FE C7 EE E9 76 05 2D 4F-80 00 61 68 94 97 4B 0A-07 00 19 D7 FB 0F 06 16-A1 41 BF F6 91 C7 63 DA-A8 66 00 00	varSizeValue v.-O..ah ..K.....A.. ..c..f..
	... value truncated ...
0B 00 40 3A	propDef PidTagSendRichInfo (3A40000B [Bool])
01 00	fixedSizeValue [Bool] True
03 00 DE 3F	propDef PidTagInternetCodepage (3FDE0003 [Int32])
9F 4E 00 00	fixedSizeValue [Int32] 20127
03 00 F1 3F	propDef PidTagMessageLocaleId (3FF10003 [Int32])
09 04 00 00	fixedSizeValue [Int32] 1033
1F 00 F8 3F	propDef PidTagCreatorName (3FF8001F [Unicode])
06 00 00 00	length 6 (0x6)
74 00 31 00-00 00	varSizeValue t.l...
1F 00 FA 3F	propDef PidTagLastModifierName (3FFA001F [Unicode])
06 00 00 00	length 6 (0x6)

Bytes on the wire	Description
74 00 31 00-00 00	varSizeValue t.1...
03 00 FD 3F	propDef PidTagMessageCodepage (3FFD0003 [Int32])
E3 04 00 00	fixedSizeValue [Int32] 1251
03 00 19 40	propDef PidTagSenderFlags (40190003 [Int32])
00 00 00 00	fixedSizeValue [Int32] 0
03 00 1A 40	propDef PidTagSentRepresentingFlags (401A0003 [Int32])
00 00 00 00	fixedSizeValue [Int32] 0
03 00 1B 40	propDef PidTagReceivedByFlags (401B0003 [Int32])
00 00 00 00	fixedSizeValue [Int32] 0
03 00 1C 40	propDef PidTagReceivedRepresentingFlags (401C0003 [Int32])
00 00 00 00	fixedSizeValue [Int32] 0
03 00 76 40	propDef PidTagContentFilterSpamConfidenceLevel (40760003 [Int32])
FF FF FF FF	fixedSizeValue [Int32] -1
03 00 02 59	propDef PidTagInternetMailOverrideFormat (59020003 [Int32])
00 00 16 00	fixedSizeValue [Int32] 1441792
03 00 09 59	propDef PidTagMessageEditorFormat (59090003 [Int32])
02 00 00 00	fixedSizeValue [Int32] 2
0B 00 4A 66	propDef PidTagHasNamedProperties (664A000B [Bool])
01 00	fixedSizeValue [Bool] True
03 00 02 80-08 20 06 00 00 00 00 00-C0 00 00 00 00 00 00 46-00 10 85 00 00	propDef PidLidSideEffects (0x8510 [PSETID_Common]) [Int32]
00 00 00 00	fixedSizeValue [Int32] 0
0B 00 08 80-08 20 06 00 00 00 00 00-C0 00 00 00 00 00 00 46-00 03 85 00 00	propDef PidLidReminderSet (0x8503 [PSETID_Common]) [Bool]
00 00	fixedSizeValue [Bool] False
1F 00 1A 80-08 20 06 00 00 00 00 00-C0 00 00 00 00 00 00 46-00 A4 85 00 00	propDef PidLidToDoTitle (0x85A4 [PSETID_Common]) [Unicode]
0E 00 00 00	length 14 (0xE)
54 00 65 00-73 00 74 00 20 00 31 00-00 00	varSizeValue T.e.s.t. .1...
1F 00 2C 80-08 20 06 00 00 00 00 00-C0 00 00 00	propDef PidLidRequest (0x8530 [PSETID_Common]) [Unicode]

Bytes on the wire	Description
00 00 00 46-00 30 85 00 00	
14 00 00 00	length 20 (0x14)
46 00 6F 00-6C 00 6C 00 6F 00 77 00-20 00 75 00 70 00 00 00	varSizeValue F.o.l.l. o.w. .u. p...
0B 00 4D 81-08 20 06 00 00 00 00 00-C0 00 00 00 00 00 00 46-00 0E 85 00 00	propDef PidLidAgingDontAgeMe (0x850E [PSETID_Common]) [Bool]
00 00	fixedSizeValue [Bool] False
03 00 84 81-08 20 06 00 00 00 00 00-C0 00 00 00 00 00 00 46-00 18 85 00 00	propDef PidLidTaskMode (0x8518 [PSETID_Common]) [Int32]
00 00 00 00	fixedSizeValue [Int32] 0
0B 00 4B 82-08 20 06 00 00 00 00 00-C0 00 00 00 00 00 00 46-00 06 85 00 00	propDef PidLidPrivate (0x8506 [PSETID_Common]) [Bool]
00 00	fixedSizeValue [Bool] False
0B 00 4F 82-08 20 06 00 00 00 00 00-C0 00 00 00 00 00 00 46-00 82 85 00 00	propDef PidLidUseTnef (0x8582 [PSETID_Common]) [Bool]
00 00	fixedSizeValue [Bool] False
40 00 68 82-08 20 06 00 00 00 00 00-C0 00 00 00 00 00 00 46-00 A0 85 00 00	propDef PidLidToDoOrdinalDate (0x85A0 [PSETID_Common]) [SysTime]
F0 55 C3 C6-8B 84 C8 01	fixedSizeValue [SysTime] 2008-03-12T21:55:25.0070000
1F 00 69 82-08 20 06 00 00 00 00 00-C0 00 00 00 00 00 00 46-00 A1 85 00 00	propDef PidLidToDoSubOrdinal (0x85A1 [PSETID_Common]) [Unicode]
10 00 00 00	length 16 (0x10)
35 00 35 00-35 00 35 00 35 00 35 00-35 00 00 00	varSizeValue 5.5.5.5. 5.5.5...
03 00 A8 83-08 20 06 00 00 00 00 00-C0 00 00 00 00 00 00 46-00 01 85 00 00	propDef PidLidReminderDelta (0x8501 [PSETID_Common]) [Int32]
00 00 00 00	fixedSizeValue [Int32] 0
40 00 A9 83-03 20 06 00 00 00 00 00-C0 00 00 00 00 00 00 46-00 05 81 00 00	propDef PidLidTaskDueDate (0x8105 [PSETID_Task]) [SysTime]
	fixedSizeValue

Bytes on the wire	Description
00 00 CB 03-D4 83 C8 01	[SysTime] 2008-03-12T00:00:00.0000000
40 00 AA 83-03 20 06 00 00 00 00 00-C0 00 00 00 00 00 00 46-00 04 81 00 00	propDef PidLidTaskStartDate (0x8104 [PSETID_Task]) [SysTime]
00 00 CB 03-D4 83 C8 01	fixedSizeValue [SysTime] 2008-03-12T00:00:00.0000000
40 00 AB 83-08 20 06 00 00 00 00 00-C0 00 00 00 00 00 00 46-00 16 85 00 00	propDef PidLidCommonStart (0x8516 [PSETID_Common]) [SysTime]
00 D8 29 B0-0E 84 C8 01	fixedSizeValue [SysTime] 2008-03-12T07:00:00.0000000
40 00 AC 83-08 20 06 00 00 00 00 00-C0 00 00 00 00 00 00 46-00 17 85 00 00	propDef PidLidCommonEnd (0x8517 [PSETID_Common]) [SysTime]
00 D8 29 B0-0E 84 C8 01	fixedSizeValue [SysTime] 2008-03-12T07:00:00.0000000
03 00 AD 83-03 20 06 00 00 00 00 00-C0 00 00 00 00 00 00 46-00 01 81 00 00	propDef PidLidTaskStatus (0x8101 [PSETID_Task]) [Int32]
00 00 00 00	fixedSizeValue [Int32] 0
05 00 AE 83-03 20 06 00 00 00 00 00-C0 00 00 00 00 00 00 46-00 02 81 00 00	propDef PidLidPercentComplete (0x8102 [PSETID_Task]) [Double]
00 00 00 00-00 00 00 00	fixedSizeValue [Double] 0
0B 00 B0 83-03 20 06 00 00 00 00 00-C0 00 00 00 00 00 00 46-00 1C 81 00 00	propDef PidLidTaskComplete (0x811C [PSETID_Task]) [Bool]
00 00	fixedSizeValue [Bool] False
03 00 CA 83-03 20 06 00 00 00 00 00-C0 00 00 00 00 00 00 46-00 13 81 00 00	propDef PidLidTaskState (0x8113 [PSETID_Task]) [Int32]
01 00 00 00	fixedSizeValue [Int32] 1
03 00 CB 83-03 20 06 00 00 00 00 00-C0 00 00 00 00 00 00 46-00 12 81 00 00	propDef PidLidTaskVersion (0x8112 [PSETID_Task]) [Int32]
01 00 00 00	fixedSizeValue [Int32] 1
03 00 CC 83-03 20 06 00 00 00 00 00-C0 00 00 00 00 00 00 46-00 23 81 00 00	propDef PidLidTaskOrdinal (0x8123 [PSETID_Task]) [Int32]
FF FF FF 7F	fixedSizeValue [Int32] 2147483647
1F 00 CD 83-03 20 06 00	propDef PidLidTaskDelegator (0x8121 [PSETID_Task]) [Unicode]

Bytes on the wire	Description
00 00 00 00-C0 00 00 00 00 00 00 46-00 21 81 00 00	
02 00 00 00	length 2 (0x2)
00 00	varSizeValue ..
03 00 CE 83-03 20 06 00 00 00 00 00-C0 00 00 00 00 00 00 46-00 29 81 00 00	propDef PidLidTaskOwnership (0x8129 [PSETID_Task]) [Int32]
00 00 00 00	fixedSizeValue [Int32] 0
03 00 03 40	marker StartRecip (40030003 [Int32])
03 00 00 30	propDef PidTagRowid (30000003 [Int32])
00 00 00 00	fixedSizeValue [Int32] 0
1F 00 02 30	propDef PidTagAddressType (3002001F [Unicode])
06 00 00 00	length 6 (0x6)
45 00 58 00-00 00	varSizeValue E.X...
1F 00 03 30	propDef PidTagEmailAddress (3003001F [Unicode])
BA 00 00 00	length 186 (0xBA)
2F 00 4F 00-3D 00 46 00 49 00 52 00-53 00 54 00 20 00 4F 00-52 00 47 00 41 00 4E 00-49 00 5A 00 41 00 54 00-49 00 4F 00	varSizeValue /.O.=.F. I.R.S.T. .O.R.G. A.N.I.Z. A.T.I.O. ... value truncated ...
1F 00 01 30	propDef PidTagDisplayName (3001001F [Unicode])
06 00 00 00	length 6 (0x6)
74 00 31 00-00 00	varSizeValue t.1...
02 01 F6 0F	propDef PidTagInstanceKey (0FF60102 [Binary])
04 00 00 00	length 4 (0x4)
00 00 00 00	varSizeValue
03 00 15 0C	propDef PidTagRecipientType (0C150003 [Int32])
01 00 00 00	fixedSizeValue [Int32] 1
02 01 FF 0F	propDef PidTagEntryid (0FFF0102 [Binary])
79 00 00 00	length 121 (0x79)
00 00 00 00-DC A7 40 C8 C0 42 10 1A-B4 B9 08 00 2B 2F E1 82-01 00 00 00 00 00 00 00-2F 4F 3D 46 49 52 53 54-20 4F 52 47	varSizeValue@. .B..... +/. .../O=F IRST ORG ... value truncated ...
	propDef

Bytes on the wire	Description
02 01 0B 30	PidTagSearchKey (300B0102 [Binary])
60 00 00 00	length 96 (0x60)
45 58 3A 2F-4F 3D 46 49 52 53 54 20-4F 52 47 41 4E 49 5A 41-54 49 4F 4E 2F 4F 55 3D-45 58 43 48 41 4E 47 45-20 41 44 4D	varSizeValue EX:/O=FI RST ORGA NIZATION /OU=EXCH ANGE ADM
... value truncated ...	
1F 00 20 3A	propDef PidTagTransmittableDisplayName (3A20001F [Unicode])
06 00 00 00	length 6 (0x6)
74 00 31 00-00 00	varSizeValue t.1...
0B 00 0F 0E	propDef PidTagResponsibility (0E0F000B [Bool])
01 00	fixedSizeValue [Bool] True
0B 00 40 3A	propDef PidTagSendRichInfo (3A40000B [Bool])
01 00	fixedSizeValue [Bool] True
03 00 FD 5F	propDef PidTagRecipientFlags (5FFD0003 [Int32])
01 00 00 00	fixedSizeValue [Int32] 1
02 01 F7 5F	propDef PidTagRecipientEntryid (5FF70102 [Binary])
79 00 00 00	length 121 (0x79)
00 00 00 00-DC A7 40 C8 C0 42 10 1A-B4 B9 08 00 2B 2F E1 82-01 00 00 00 00 00 00 00-2F 6F 3D 46 69 72 73 74-20 4F 72 67	varSizeValue@. .B..... +/. .../o=F irst Org
... value truncated ...	
1F 00 FE 39	propDef PidTagPrimarySmtpAddress (39FE001F [Unicode])
46 00 00 00	length 70 (0x46)
74 00 31 00-40 00 65 00 75 00 6D 00-61 00 72 00 75 00 2D 00-64 00 6F 00 6D 00 2E 00-65 00 78 00 74 00 65 00-73 00 74 00	varSizeValue t.1.@.e. u.m.a.r. u.-.d.o. m...e.x. t.e.s.t.
... value truncated ...	
03 00 05 39	propDef PidTagDisplayTypeEx (39050003 [Int32])
00 00 00 40	fixedSizeValue [Int32] 1073741824
03 00 00 39	propDef PidTagDisplayType (39000003 [Int32])
00 00 00 00	fixedSizeValue [Int32] 0
03 00 FE 0F	propDef PidTagObjectType (0FFE0003 [Int32])
06 00 00 00	fixedSizeValue [Int32] 6
1F 00 FF 39	propDef PidTag7bitDisplayName (39FF001F [Unicode])
	length

Bytes on the wire	Description
06 00 00 00	6 (0x6)
74 00 31 00-00 00	varSizeValue t.1...
1F 00 00 3A	propDef PidTagAccount (3A00001F [Unicode])
06 00 00 00	length 6 (0x6)
74 00 31 00-00 00	varSizeValue t.1...
03 00 DE 5F	propDef PidTagRecipientResourceState (5FDE0003 [Int32])
00 00 00 00	fixedSizeValue [Int32] 0
03 00 DF 5F	propDef PidTagRecipientOrder (5FDF0003 [Int32])
00 00 00 00	fixedSizeValue [Int32] 0
1F 00 F6 5F	propDef PidTagRecipientDisplayName (5FF6001F [Unicode])
06 00 00 00	length 6 (0x6)
74 00 31 00-00 00	varSizeValue t.1...
03 00 FF 5F	propDef PidTagRecipientTrackStatus (5FFF0003 [Int32])
00 00 00 00	fixedSizeValue [Int32] 0
03 00 04 40	marker EndToRecip (40040003 [Int32])
03 00 02 40	marker EndEmbed (40020003 [Int32])
03 00 0E 40	marker EndAttach (400E0003 [Int32])
03 00 13 40	marker IncrSyncDel (40130003 [Int32])
02 01 E5 67	propDef PidTagIdsetDeleted (67E50102 [Binary])
0D 00 00 00	length 13 (0xD)
01 00 06 00-00 00 78 2E 23 00 04 00-00	varSizeValuex. #....
03 00 2F 40	marker IncrSyncRead (402F0003 [Int32])
02 01 2D 40	propDef PidTagIdsetRead (402D0102 [Binary])
0A 00 00 00	length 10 (0xA)
01 00 06 00-00 00 78 2E 1F 00	varSizeValuex. ..
02 01 2E 40	propDef PidTagIdsetUnread (402E0102 [Binary])
0A 00 00 00	length 10 (0xA)
01 00 06 00-00 00 78 2E 20 00	varSizeValuex. .
03 00 3A 40	marker IncrSyncStateBegin (403A0003 [Int32])
02 01 96 67	propDef PidTagCnsetSeen (67960102 [Binary])
1D 00 00 00	length 29 (0x1D)
	IDSET printout:

Bytes on the wire	Description
19 D7 FB 0F-06 16 A1 41 BF F6 91 C7-63 DA A8 66 03 00 00 00-52 00 00 01 78 4D 1D 50-00	{0ffbd719-1606-41a1-bfff6-91c763daa866: {[0x1, 0x784D1D]}}
02 01 DA 67	propDef PidTagCnsetSeenFAI (67DA0102 [Binary])
1D 00 00 00	length 29 (0x1D)
19 D7 FB 0F-06 16 A1 41 BF F6 91 C7-63 DA A8 66 03 00 00 00-52 00 00 01 78 4D 1D 50-00	IDSET printout: {0ffbd719-1606-41a1-bfff6-91c763daa866: {[0x1, 0x784D1D]}}
03 00 17 40	propDef PidTagIdsetGiven (40170003 [Int32])
38 00 00 00	length 56 (0x38)
19 D7 FB 0F-06 16 A1 41 BF F6 91 C7-63 DA A8 66 05 00 00 00-78 2E 52 1D 22 50 00 D2-0C 67 79 AC 4C 50 42 89-2C 24 5D 2D 1A E3 A4 05-00 00 00 78 06 42 01 80-01 0C 50 00	IDSET printout: {0ffbd719-1606-41a1-bfff6-91c763daa866: {[0x782E1D, 0x782E22]}, 79670cd2-4cac-4250-892c-245d2d1ae3a4: {[0x780601, 0x780602], [0x78060C, 0x78060C]}}
02 01 D2 67	propDef PidTagCnsetRead (67D20102 [Binary])
1D 00 00 00	length 29 (0x1D)
19 D7 FB 0F-06 16 A1 41 BF F6 91 C7-63 DA A8 66 03 00 00 00-52 00 00 01 78 4D 1D 50-00	IDSET printout: {0ffbd719-1606-41a1-bfff6-91c763daa866: {[0x1, 0x784D1D]}}
03 00 3B 40	marker IncrSyncStateEnd (403B0003 [Int32])
03 00 14 40	marker IncrSyncEnd (40140003 [Int32])
	EOS

5 Security

5.1 Security Considerations for Implementers

Individual security considerations are specified in sections 3.2.4.5.2.6 and 3.2.4.5.2.7.

There are no additional security considerations specific to the Bulk Data Transfer Protocol Specification. Security considerations pertaining to the underlying Wire Format Protocol Specification, as specified in [MS-OXCRPC] section 5, do apply to this specification.

5.2 Index of Security Parameters

None.

6 Appendix A: Office/Exchange Behavior

The information in this specification is applicable to the following versions of Office/Exchange:

- Office 2003 with Service Pack 3 applied
- Exchange 2003 with Service Pack 2 applied
- Office 2007 with Service Pack 1 applied
- Exchange 2007 with Service Pack 1 applied

Exceptions, if any, are noted below. Unless otherwise specified, any statement of optional behavior in this specification prescribed using the terms SHOULD or SHOULD NOT implies Office/Exchange behavior in accordance with the SHOULD or SHOULD NOT prescription. Unless otherwise specified, the term MAY implies that Office/Exchange does not follow the prescription.

<1> Section 2.2.1.1: Exchange Server 2003 SP2 and Exchange Server 2007 SP1 operate on the assumption that the ICS state properties are zero-length byte arrays if a client fails to send them when setting up a contents synchronization download. It's recommended that clients always send all ICS state properties relevant to a selected synchronization mode, defaulting them to zero-length byte arrays.

<2> Section 2.2.1.1.1: Clients **MUST** send this property with a property tag that defines it as **PtypInteger32**. Servers **MAY** accept this property even if the type is not specified as **PtypInteger32**.

<3> Section 2.2.1.1.1: Uploading this ICS State property into the synchronization upload context has no effect on the Exchange Server implementation of the protocol.

<4> Section 2.2.1.2.5: Outlook 2003 SP3 and Outlook 2007 SP1 have never assigned foreign values to this property.

<5> Section 2.2.3.1.1.1: Exchange 2003 SP2 and Exchange 2007 SP1 do not honor this flag unless source and destination servers have the identical behavior, as determined by a version specified through **RopTellVersion**.

<6> Section 2.2.3.1.1.1: Exchange 2003 SP2 and Exchange 2007 SP1 define additional flags for this enumeration, which are only used in server-to-server communications. For that reason, the ROP does not fail if those flags are passed from clients.

<7> Section 2.2.3.1.1.5: Outlook 2003 SP3 does not pass this value.

<8> Section 2.2.3.1.1.3: Outlook 2003 SP3 does not recognize this error code.

<9> Section 2.2.3.1.2.2: Exchange 2003 SP2 and Exchange 2007 SP1 always set this field to 0x0000.

<10> Section 2.2.3.2.1.1.2: Exchange 2003 SP2 and Exchange 2007 SP1 MAY output bodies of embedded messages in compressed RTF.

<11> Section 2.2.3.2.1.1.2: Exchange 2003 SP2 and Exchange 2007 SP1 define additional flags for this enumeration, which are only used in server-to-server communications. For that reason, the ROP will not fail if those flags are passed from clients.

<12> Section 2.2.3.2.4.4: Exchange 2003 SP2 and Exchange 2007 SP1 do not support this ROP on public folders.

<13> Section 3.1.1.1: In Exchange 2003 SP2 and Exchange 2007 SP1, property group mappings do not change frequently, but they do change with each version of Exchange Server. When a message is modified and the default mapping has changed after an upgrade, the property group mapping of the message is updated.

<14> Section 3.1.3.2.2: Exchange 2003 SP2, Exchange 2007 SP1, and Outlook 2003 SP3, and Outlook 2007 SP1 only perform this step for messages. For folders, Exchange 2003 SP2 and Exchange 2007 SP1 keep a server version if the client version is in conflict, but has the same value of for the **PidTagLastModificationTime** property.

<15> Section 3.3.4.2.2: Outlook 2003 SP3 and Outlook 2007 SP1 uploads initial ICS state and downloads the final/checkpoint ICS state when doing synchronization uploads.

7 Index

Applicability statement, 13
Client details, 95
Common details, 76
Glossary, 5
Informative references, 10
Introduction, 5
Message syntax, 14
Messages, 14
 Message syntax, 14
 Transport, 14
Normative references, 9
Office/Exchange behavior, 135
Prerequisites/preconditions, 13
Protocol details, 76
 Client details, 95
 Common details, 76
 Server details, 88
Protocol examples, 102
Protocol overview (synopsis), 10
References, 9
 Informative references, 10
 Normative references, 9
Relationship to other protocols, 12
Security, 134
 Index of security parameters, 134
 Security considerations for implementers, 134
Security Considerations for Implementers, 134
Server details, 88
Standards assignments, 14
Transport, 14
Vendor-extensible fields, 14
Versioning and capability negotiation, 13