

# [MS-ODRAWXML]:

## Office Drawing Extensions to Office Open XML Structure

---

### Intellectual Property Rights Notice for Open Specifications Documentation

- **Technical Documentation.** Microsoft publishes Open Specifications documentation (“this documentation”) for protocols, file formats, data portability, computer languages, and standards support. Additionally, overview documents cover inter-protocol relationships and interactions.
- **Copyrights.** This documentation is covered by Microsoft copyrights. Regardless of any other terms that are contained in the terms of use for the Microsoft website that hosts this documentation, you can make copies of it in order to develop implementations of the technologies that are described in this documentation and can distribute portions of it in your implementations that use these technologies or in your documentation as necessary to properly document the implementation. You can also distribute in your implementation, with or without modification, any schemas, IDLs, or code samples that are included in the documentation. This permission also applies to any documents that are referenced in the Open Specifications documentation.
- **No Trade Secrets.** Microsoft does not claim any trade secret rights in this documentation.
- **Patents.** Microsoft has patents that might cover your implementations of the technologies described in the Open Specifications documentation. Neither this notice nor Microsoft's delivery of this documentation grants any licenses under those patents or any other Microsoft patents. However, a given Open Specifications document might be covered by the Microsoft [Open Specifications Promise](#) or the [Microsoft Community Promise](#). If you would prefer a written license, or if the technologies described in this documentation are not covered by the Open Specifications Promise or Community Promise, as applicable, patent licenses are available by contacting [iplg@microsoft.com](mailto:iplg@microsoft.com).
- **License Programs.** To see all of the protocols in scope under a specific license program and the associated patents, visit the [Patent Map](#).
- **Trademarks.** The names of companies and products contained in this documentation might be covered by trademarks or similar intellectual property rights. This notice does not grant any licenses under those rights. For a list of Microsoft trademarks, visit [www.microsoft.com/trademarks](http://www.microsoft.com/trademarks).
- **Fictitious Names.** The example companies, organizations, products, domain names, email addresses, logos, people, places, and events that are depicted in this documentation are fictitious. No association with any real company, organization, product, domain name, email address, logo, person, place, or event is intended or should be inferred.

**Reservation of Rights.** All other rights are reserved, and this notice does not grant any rights other than as specifically described above, whether by implication, estoppel, or otherwise.

**Tools.** The Open Specifications documentation does not require the use of Microsoft programming tools or programming environments in order for you to develop an implementation. If you have access to Microsoft programming tools and environments, you are free to take advantage of them. Certain Open Specifications documents are intended for use in conjunction with publicly available standards specifications and network programming art and, as such, assume that the reader either is familiar with the aforementioned material or has immediate access to it.

**Support.** For questions and support, please contact [dochelp@microsoft.com](mailto:dochelp@microsoft.com).

## Revision Summary

Date	Revision History	Revision Class	Comments
7/13/2009	0.1	Major	Initial Availability
8/28/2009	0.2	Major	Updated and revised the technical content
11/6/2009	0.3	Editorial	Revised and edited the technical content
2/19/2010	1.0	Major	Updated and revised the technical content
3/31/2010	1.01	Editorial	Revised and edited the technical content
4/30/2010	1.02	Editorial	Revised and edited the technical content
6/7/2010	1.03	Editorial	Revised and edited the technical content
6/29/2010	1.04	Editorial	Changed language and formatting in the technical content.
7/23/2010	1.04	None	No changes to the meaning, language, or formatting of the technical content.
9/27/2010	1.04	None	No changes to the meaning, language, or formatting of the technical content.
11/15/2010	1.04	None	No changes to the meaning, language, or formatting of the technical content.
12/17/2010	1.04	None	No changes to the meaning, language, or formatting of the technical content.
3/18/2011	1.04	None	No changes to the meaning, language, or formatting of the technical content.
6/10/2011	1.04	None	No changes to the meaning, language, or formatting of the technical content.
1/20/2012	2.0	Major	Significantly changed the technical content.
4/11/2012	2.0	None	No changes to the meaning, language, or formatting of the technical content.
7/16/2012	3.0	Major	Significantly changed the technical content.
10/8/2012	3.0	None	No changes to the meaning, language, or formatting of the technical content.
2/11/2013	3.0	None	No changes to the meaning, language, or formatting of the technical content.
7/30/2013	3.0	None	No changes to the meaning, language, or formatting of the technical content.
11/18/2013	3.0	None	No changes to the meaning, language, or formatting of the technical content.
2/10/2014	3.1	Minor	Clarified the meaning of the technical content.
4/30/2014	3.2	Minor	Clarified the meaning of the technical content.
7/31/2014	3.3	Minor	Clarified the meaning of the technical content.
10/30/2014	3.4	Minor	Clarified the meaning of the technical content.

<b>Date</b>	<b>Revision History</b>	<b>Revision Class</b>	<b>Comments</b>
2/10/2015	4.0	Major	Significantly changed the technical content.
3/16/2015	5.0	Major	Significantly changed the technical content.
9/4/2015	6.0	Major	Significantly changed the technical content.
7/15/2016	7.0	Major	Significantly changed the technical content.
9/14/2016	7.0	None	No changes to the meaning, language, or formatting of the technical content.
9/22/2016	8.0	Major	Significantly changed the technical content.
9/29/2016	8.0	None	No changes to the meaning, language, or formatting of the technical content.
11/14/2016	9.0	Major	Significantly changed the technical content.
12/15/2016	10.0	Major	Significantly changed the technical content.
2/2/2017	11.0	Major	Significantly changed the technical content.
3/28/2017	12.0	Major	Significantly changed the technical content.
4/27/2017	13.0	Major	Significantly changed the technical content.
6/2/2017	14.0	Major	Significantly changed the technical content.
6/27/2017	15.0	Major	Significantly changed the technical content.
8/25/2017	16.0	Major	Significantly changed the technical content.
9/19/2017	17.0	Major	Significantly changed the technical content.
12/12/2017	17.1	Minor	Clarified the meaning of the technical content.
2/9/2018	18.0	Major	Significantly changed the technical content.
4/27/2018	19.0	Major	Significantly changed the technical content.
8/28/2018	20.0	Major	Significantly changed the technical content.
12/11/2018	20.1	Minor	Clarified the meaning of the technical content.
3/27/2019	21.0	Major	Significantly changed the technical content.
6/18/2019	22.0	Major	Significantly changed the technical content.
11/19/2019	23.0	Major	Significantly changed the technical content.
2/26/2020	24.0	Major	Significantly changed the technical content.
5/19/2020	25.0	Major	Significantly changed the technical content.
11/17/2020	26.0	Major	Significantly changed the technical content.
2/16/2021	26.1	Minor	Clarified the meaning of the technical content.
4/22/2021	27.0	Major	Significantly changed the technical content.
8/17/2021	28.0	Major	Significantly changed the technical content.

<b>Date</b>	<b>Revision History</b>	<b>Revision Class</b>	<b>Comments</b>
11/16/2021	29.0	Major	Significantly changed the technical content.
2/15/2022	29.1	Minor	Clarified the meaning of the technical content.
5/17/2022	29.2	Minor	Clarified the meaning of the technical content.
5/16/2023	30.0	Major	Significantly changed the technical content.
8/15/2023	30.1	Minor	Clarified the meaning of the technical content.
2/20/2024	30.2	Minor	Clarified the meaning of the technical content.
4/16/2024	31.0	Major	Significantly changed the technical content.



# Table of Contents

<b>1</b>	<b>Introduction .....</b>	<b>20</b>
1.1	Glossary .....	20
1.2	References .....	21
1.2.1	Normative References .....	21
1.2.2	Informative References .....	22
1.3	Overview .....	22
1.3.1	Charts .....	22
1.3.2	Content Parts and Ink .....	25
1.3.3	Pictures .....	25
1.3.4	Diagrams .....	26
1.3.5	Math .....	26
1.3.6	SpreadsheetML Drawing .....	26
1.3.7	WordprocessingML Drawing .....	26
1.3.8	Legacy Objects .....	27
1.3.9	Common Algorithms .....	27
1.3.9.1	Non-Null-Terminated Unicode String to Unsigned Integer Hash .....	27
1.4	Relationship to Protocols and Other Structures .....	28
1.5	Applicability Statement .....	28
1.6	Versioning and Localization .....	28
1.7	Vendor-Extensible Fields .....	28
<b>2</b>	<b>Structures .....</b>	<b>29</b>
2.1	Part Enumerations .....	29
2.1.1	Chart Colors .....	29
2.1.2	Chart Style .....	29
2.1.3	Diagram Layout .....	29
2.1.4	Ink Content Part .....	30
2.1.5	ChartEx .....	36
2.2	Extensions .....	36
2.2.1	Charts .....	37
2.2.1.1	Filtering .....	38
2.2.1.2	Datalabels .....	43
2.2.1.3	Datalabel .....	43
2.2.2	Content Parts and Ink .....	44
2.2.3	Pictures .....	44
2.2.4	Diagrams .....	45
2.2.4.1	Diagram Layout .....	45
2.2.4.2	Image Recoloring .....	45
2.2.4.3	Non-Visual Drawing Properties .....	45
2.2.5	Math .....	45
2.2.6	SpreadsheetML Drawing .....	47
2.2.6.1	Camera Tool .....	47
2.2.6.2	Legacy Object Wrapper .....	47
2.2.7	WordprocessingML Drawing .....	48
2.2.7.1	ActiveX and OLE Objects .....	49
2.2.7.2	Background Fill .....	50
2.2.7.3	DrawingML Shapes in WordprocessingML .....	50
2.2.7.4	DrawingML Groups in WordprocessingML .....	51
2.2.7.5	DrawingML Canvases in WordprocessingML .....	52
2.2.7.6	DrawingML Content Parts in WordprocessingML .....	52
2.2.8	Themes .....	53
2.2.9	Legacy Objects .....	53
2.2.9.1	Legacy Groups .....	53
2.2.9.2	Signature Lines .....	54
2.2.10	Tables .....	55

2.3	<a href="http://schemas.microsoft.com/office/drawing/2010/main">http://schemas.microsoft.com/office/drawing/2010/main</a>	55
2.3.1	Elements	55
2.3.1.1	cameraTool	55
2.3.1.2	compatExt	56
2.3.1.3	contentPart	56
2.3.1.4	hiddenEffects	56
2.3.1.5	hiddenFill	57
2.3.1.6	hiddenLine	57
2.3.1.7	hiddenScene3d	57
2.3.1.8	hiddenSp3d	57
2.3.1.9	imgProps	58
2.3.1.10	isCanvas	58
2.3.1.11	m	58
2.3.1.12	shadowObscured	59
2.3.1.13	useLocalDpi	59
2.3.2	Attributes	59
2.3.2.1	legacySpreadsheetColorIndex	59
2.3.3	Complex Types	60
2.3.3.1	CT_CameraTool	60
2.3.3.2	CT_CompatExt	61
2.3.3.3	CT_ContentPartLocking	61
2.3.3.4	CT_GvmlContentPart	62
2.3.3.5	CT_GvmlContentPartNonVisual	63
2.3.3.6	CT_IsGvmlCanvas	64
2.3.3.7	CT_NonVisualInkContentPartProperties	64
2.3.3.8	CT_Photo	65
2.3.3.9	CT_PictureEffectBackgroundRemoval	65
2.3.3.10	CT_PictureEffectBackgroundRemovalBackgroundMark	66
2.3.3.11	CT_PictureEffectBackgroundRemovalForegroundMark	67
2.3.3.12	CT_PictureEffectBlur	67
2.3.3.13	CT_PictureEffectBrightnessContrast	68
2.3.3.14	CT_PictureEffectCement	69
2.3.3.15	CT_PictureEffectChalkSketch	69
2.3.3.16	CT_PictureEffectColorTemperature	70
2.3.3.17	CT_PictureEffectCrisscrossEtching	71
2.3.3.18	CT_PictureEffectCutout	71
2.3.3.19	CT_PictureEffect	72
2.3.3.20	CT_PictureEffectFilmGrain	74
2.3.3.21	CT_PictureEffectGlass	75
2.3.3.22	CT_PictureEffectGlowDiffused	76
2.3.3.23	CT_PictureEffectGlowEdges	76
2.3.3.24	CT_PictureEffectLightScreen	77
2.3.3.25	CT_PictureEffectLineDrawing	78
2.3.3.26	CT_PictureEffectMarker	78
2.3.3.27	CT_PictureEffectMosaicBubbles	79
2.3.3.28	CT_PictureEffectPaintBrush	80
2.3.3.29	CT_PictureEffectPaintStrokes	80
2.3.3.30	CT_PictureEffectPastelsSmooth	81
2.3.3.31	CT_PictureEffectPencilGrayscale	82
2.3.3.32	CT_PictureEffectPencilSketch	82
2.3.3.33	CT_PictureEffectPhotocopy	83
2.3.3.34	CT_PictureEffectPlasticWrap	84
2.3.3.35	CT_PictureEffectSaturation	84
2.3.3.36	CT_PictureEffectSharpenSoften	85
2.3.3.37	CT_PictureEffectTexturizer	85
2.3.3.38	CT_PictureEffectWatercolorSponge	86
2.3.3.39	CT_PictureLayer	87
2.3.3.40	CT_ShadowObscured	87

2.3.3.41	CT_TextMath	88
2.3.3.42	CT_UseLocalDpi	88
2.3.4	Simple Types	89
2.3.4.1	ST_ArtisticEffectParam10	89
2.3.4.2	ST_ArtisticEffectParam100	89
2.3.4.3	ST_ArtisticEffectParam4	89
2.3.4.4	ST_ArtisticEffectParam6	90
2.3.4.5	ST_ColorTemperature	90
2.3.4.6	ST_LegacySpreadsheetColorIndex	91
2.3.4.7	ST_SaturationAmount	91
2.4	<a href="http://schemas.microsoft.com/office/thememl/2012/main">http://schemas.microsoft.com/office/thememl/2012/main</a>	91
2.4.1	Elements	91
2.4.1.1	themeFamily	91
2.4.2	Attributes	92
2.4.2.1	id	92
2.4.3	Complex Types	92
2.4.3.1	CT_ThemeFamily	92
2.4.4	Simple Types	93
2.5	<a href="http://schemas.microsoft.com/office/drawing/2010/chartDrawing">http://schemas.microsoft.com/office/drawing/2010/chartDrawing</a>	93
2.5.1	Elements	93
2.5.1.1	contentPart	93
2.5.2	Attributes	93
2.5.3	Complex Types	93
2.5.3.1	CT_ApplicationNonVisualDrawingProps	93
2.5.3.2	CT_ContentPart	94
2.5.3.3	CT_ContentPartNonVisual	95
2.5.4	Simple Types	95
2.6	<a href="http://schemas.microsoft.com/office/drawing/2012/chart">http://schemas.microsoft.com/office/drawing/2012/chart</a>	95
2.6.1	Elements	95
2.6.1.1	autoCat	95
2.6.1.2	categoryFilterExceptions	96
2.6.1.3	dataLabelsRange	96
2.6.1.4	dblFieldTable	96
2.6.1.5	filteredAreaSeries	96
2.6.1.6	filteredBarSeries	97
2.6.1.7	filteredBubbleSeries	97
2.6.1.8	filteredCategoryTitle	97
2.6.1.9	filteredLineSeries	97
2.6.1.10	filteredPieSeries	98
2.6.1.11	filteredRadarSeries	98
2.6.1.12	filteredScatterSeries	98
2.6.1.13	filteredSeriesTitle	98
2.6.1.14	filteredSurfaceSeries	99
2.6.1.15	formulaRef	99
2.6.1.16	fullRef	99
2.6.1.17	layout	100
2.6.1.18	leaderLines	100
2.6.1.19	levelRef	100
2.6.1.20	numFmt	101
2.6.1.21	pivotSource	101
2.6.1.22	showDataLabelsRange	101
2.6.1.23	showLeaderLines	102
2.6.1.24	spPr	102
2.6.1.25	tx	102
2.6.1.26	xForSave	102
2.6.2	Attributes	103
2.6.3	Complex Types	103
2.6.3.1	CT_CategoryFilterException	103

2.6.3.2	CT_CategoryFilterExceptions .....	104
2.6.3.3	CT_DataLabelFieldTable .....	104
2.6.3.4	CT_DataLabelFieldTableEntry .....	105
2.6.3.5	CT_FilteredAreaSer .....	106
2.6.3.6	CT_FilteredBarSer .....	106
2.6.3.7	CT_FilteredBubbleSer .....	106
2.6.3.8	CT_FilteredCategoryTitle .....	107
2.6.3.9	CT_FilteredLineSer .....	107
2.6.3.10	CT_FilteredPieSer .....	108
2.6.3.11	CT_FilteredRadarSer .....	108
2.6.3.12	CT_FilteredScatterSer .....	109
2.6.3.13	CT_FilteredSeriesTitle .....	109
2.6.3.14	CT_FilteredSurfaceSer .....	110
2.6.3.15	CT_FormulaRef .....	110
2.6.3.16	CT_FullRef .....	111
2.6.3.17	CT_LevelRef .....	111
2.6.3.18	CT_SeriesDataLabelsRange .....	112
2.6.4	Simple Types .....	113
2.7	<a href="http://schemas.microsoft.com/office/drawing/2007/8/2/chart">http://schemas.microsoft.com/office/drawing/2007/8/2/chart</a> .....	113
2.7.1	Elements .....	113
2.7.1.1	invertSolidFillFmt .....	113
2.7.1.2	pivotOptions .....	113
2.7.1.3	style .....	114
2.7.2	Attributes .....	114
2.7.3	Complex Types .....	114
2.7.3.1	CT_BooleanFalse .....	114
2.7.3.2	CT_BooleanTrue .....	114
2.7.3.3	CT_InvertSolidFillFmt .....	115
2.7.3.4	CT_PivotOptions .....	115
2.7.3.5	CT_Style .....	116
2.7.4	Simple Types .....	117
2.7.4.1	ST_Style .....	117
2.8	<a href="http://schemas.microsoft.com/office/drawing/2012/chartStyle">http://schemas.microsoft.com/office/drawing/2012/chartStyle</a> .....	118
2.8.1	Elements .....	118
2.8.1.1	chartStyle .....	118
2.8.1.2	colorStyle .....	118
2.8.2	Attributes .....	118
2.8.3	Complex Types .....	119
2.8.3.1	CT_ChartStyle .....	119
2.8.3.2	CT_ColorStyle .....	121
2.8.3.3	CT_ColorStyleVariation .....	122
2.8.3.4	CT_FontReference .....	124
2.8.3.5	CT_MarkerLayout .....	125
2.8.3.6	CT_StyleColor .....	125
2.8.3.7	CT_StyleEntry .....	128
2.8.3.8	CT_StyleReference .....	129
2.8.4	Simple Types .....	130
2.8.4.1	ST_ColorStyleMethod .....	130
2.8.4.2	ST_ColorStyleMethodEnum .....	130
2.8.4.3	ST_MarkerSize .....	131
2.8.4.4	ST_MarkerStyle .....	131
2.8.4.5	ST_StyleColorEnum .....	132
2.8.4.6	ST_StyleColorVal .....	133
2.8.4.7	ST_StyleEntryModifier .....	133
2.8.4.8	ST_StyleEntryModifierEnum .....	134
2.8.4.9	ST_StyleEntryModifierList .....	134
2.8.4.10	ST_StyleReferenceModifier .....	134
2.8.4.11	ST_StyleReferenceModifierEnum .....	135

2.8.4.12	ST_StyleReferenceModifierList .....	135
2.9	<a href="http://schemas.microsoft.com/office/drawing/2010/diagram">http://schemas.microsoft.com/office/drawing/2010/diagram</a> .....	136
2.9.1	Elements .....	136
2.9.1.1	cNvPr .....	136
2.9.1.2	recolorImg .....	136
2.9.2	Attributes .....	137
2.9.3	Complex Types .....	137
2.9.3.1	CT_Boolean .....	137
2.9.4	Simple Types .....	137
2.10	<a href="http://schemas.microsoft.com/office/drawing/2008/diagram">http://schemas.microsoft.com/office/drawing/2008/diagram</a> .....	137
2.10.1	Elements .....	137
2.10.1.1	dataModelExt .....	137
2.10.1.2	drawing .....	138
2.10.2	Attributes .....	138
2.10.3	Complex Types .....	138
2.10.3.1	CT_DataModelExtBlock .....	138
2.10.3.2	CT_Drawing .....	138
2.10.3.3	CT_GroupShape .....	139
2.10.3.4	CT_GroupShapeNonVisual .....	140
2.10.3.5	CT_Shape .....	140
2.10.3.6	CT_ShapeNonVisual .....	141
2.10.4	Simple Types .....	142
2.11	<a href="http://schemas.microsoft.com/ink/2010/main">http://schemas.microsoft.com/ink/2010/main</a> .....	142
2.11.1	Elements .....	142
2.11.1.1	context .....	142
2.11.2	Attributes .....	142
2.11.3	Complex Types .....	142
2.11.3.1	CT_CtxLink .....	142
2.11.3.2	CT_CtxNode .....	143
2.11.3.3	CT_Property .....	145
2.11.4	Simple Types .....	146
2.11.4.1	ST_CtxNodeType .....	146
2.11.4.2	ST_Dir .....	146
2.11.4.3	ST_Guid .....	147
2.11.4.4	ST_KnownCtxNodeType .....	147
2.11.4.5	ST_KnownSemanticType .....	149
2.11.4.6	ST_Point .....	150
2.11.4.7	ST_Points .....	150
2.11.4.8	ST_Ref .....	150
2.11.4.9	ST_SemanticType .....	151
2.12	<a href="http://schemas.microsoft.com/office/drawing/2012/main">http://schemas.microsoft.com/office/drawing/2012/main</a> .....	151
2.12.1	Elements .....	151
2.12.1.1	backgroundPr .....	151
2.12.1.2	nonVisualGroupProps .....	151
2.12.1.3	objectPr .....	152
2.12.1.4	signatureLine .....	152
2.12.2	Attributes .....	152
2.12.3	Complex Types .....	152
2.12.3.1	CT_BackgroundPr .....	152
2.12.3.2	CT_NonVisualGroupProps .....	153
2.12.3.3	CT_ObjectPr .....	153
2.12.3.4	CT_SignatureLine .....	154
2.12.4	Simple Types .....	155
2.12.4.1	ST_TargetScreenSz .....	155
2.13	<a href="http://schemas.microsoft.com/office/word/2010/wordprocessingShape">http://schemas.microsoft.com/office/word/2010/wordprocessingShape</a> .....	156
2.13.1	Elements .....	156
2.13.1.1	wsp .....	156
2.13.2	Attributes .....	157

2.13.3	Complex Types.....	157
2.13.3.1	CT_LinkedTextboxInformation .....	157
2.13.3.2	CT_TextboxInfo .....	157
2.13.3.3	CT_WordprocessingShape .....	158
2.13.4	Simple Types .....	159
2.14	<a href="http://schemas.microsoft.com/office/drawing/2010/picture">http://schemas.microsoft.com/office/drawing/2010/picture</a> .....	160
2.14.1	Elements .....	160
2.14.1.1	extLst.....	160
2.14.1.2	style.....	160
2.14.2	Attributes .....	160
2.14.3	Complex Types.....	160
2.14.4	Simple Types .....	160
2.15	<a href="http://schemas.microsoft.com/office/word/2010/wordml">http://schemas.microsoft.com/office/word/2010/wordml</a> .....	161
2.15.1	Elements .....	161
2.15.1.1	contentPart .....	161
2.15.2	Attributes .....	161
2.15.3	Complex Types.....	161
2.15.3.1	CT_WordContentPart .....	161
2.15.3.2	CT_WordContentPartNonVisual .....	162
2.15.4	Simple Types .....	163
2.16	<a href="http://schemas.microsoft.com/office/word/2010/wordprocessingGroup">http://schemas.microsoft.com/office/word/2010/wordprocessingGroup</a> .....	163
2.16.1	Elements .....	163
2.16.1.1	wgp.....	163
2.16.2	Attributes .....	163
2.16.3	Complex Types.....	163
2.16.3.1	CT_GraphicFrame .....	163
2.16.3.2	CT_WordprocessingGroup .....	164
2.16.4	Simple Types .....	165
2.17	<a href="http://schemas.microsoft.com/office/word/2010/wordprocessingCanvas">http://schemas.microsoft.com/office/word/2010/wordprocessingCanvas</a> .....	165
2.17.1	Elements .....	165
2.17.1.1	wpc.....	165
2.17.2	Attributes .....	165
2.17.3	Complex Types.....	165
2.17.3.1	CT_WordprocessingCanvas.....	165
2.17.4	Simple Types .....	166
2.18	<a href="http://schemas.microsoft.com/office/word/2010/wordprocessingDrawing">http://schemas.microsoft.com/office/word/2010/wordprocessingDrawing</a> .....	167
2.18.1	Elements .....	167
2.18.1.1	pctPosHOffset .....	167
2.18.1.2	pctPosVOffset .....	167
2.18.1.3	sizeRelH.....	167
2.18.1.4	sizeRelV .....	168
2.18.2	Attributes .....	168
2.18.2.1	anchorId .....	168
2.18.2.2	editId .....	168
2.18.3	Complex Types.....	169
2.18.3.1	CT_SizeRelH.....	169
2.18.3.2	CT_SizeRelV .....	169
2.18.4	Simple Types .....	170
2.18.4.1	ST_EditId.....	170
2.18.4.2	ST_SizeRelFromH.....	170
2.18.4.3	ST_SizeRelFromV.....	171
2.19	<a href="http://schemas.microsoft.com/office/word/2012/wordprocessingDrawing">http://schemas.microsoft.com/office/word/2012/wordprocessingDrawing</a> .....	172
2.19.1	Elements .....	172
2.19.1.1	webVideoPr .....	172
2.19.2	Attributes .....	172
2.19.3	Complex Types.....	172
2.19.3.1	CT_WebVideoPr .....	172
2.19.4	Simple Types .....	173

2.20	<a href="http://schemas.microsoft.com/office/excel/2010/spreadsheetDrawing">http://schemas.microsoft.com/office/excel/2010/spreadsheetDrawing</a> .....	173
2.20.1	Elements .....	173
2.20.1.1	contentPart .....	173
2.20.2	Attributes .....	173
2.20.3	Complex Types.....	173
2.20.3.1	CT_ApplicationNonVisualDrawingProps.....	173
2.20.3.2	CT_ContentPart .....	174
2.20.3.3	CT_ContentPartNonVisual .....	175
2.20.4	Simple Types .....	175
2.21	<a href="http://schemas.microsoft.com/office/powerpoint/2014/inkAction">http://schemas.microsoft.com/office/powerpoint/2014/inkAction</a> .....	175
2.21.1	Elements .....	175
2.21.1.1	actions .....	175
2.21.2	Attributes .....	176
2.21.3	Complex Types.....	176
2.21.3.1	CT_Action .....	176
2.21.3.2	CT_ActionData.....	177
2.21.3.3	CT_ActionDataGroup .....	177
2.21.3.4	CT_ActionGroup.....	178
2.21.3.5	CT_ActionProperty .....	178
2.21.3.6	CT_Actions.....	179
2.21.4	Simple Types .....	180
2.21.4.1	ST_ActionType.....	180
2.21.4.2	ST_ActionTypeReserved.....	180
2.21.4.3	ST_ActionTypeUser .....	181
2.21.4.4	ST_DataName .....	181
2.21.4.5	ST_DataNameReserved .....	181
2.21.4.6	ST_DataNameUser .....	182
2.21.4.7	ST_PropertyName .....	182
2.21.4.8	ST_PropertyNameReserved .....	182
2.21.4.9	ST_PropertyNameUser.....	183
2.21.4.10	ST_PropertyValue .....	183
2.21.4.11	ST_PropertyValueReserved .....	183
2.21.4.12	ST_PropertyValueUser .....	184
2.22	<a href="http://schemas.microsoft.com/office/drawing/2014/chart">http://schemas.microsoft.com/office/drawing/2014/chart</a> .....	184
2.22.1	Elements .....	184
2.22.1.1	bubble3D .....	184
2.22.1.2	categoryFilterExceptions .....	185
2.22.1.3	datapointuniqueidmap .....	185
2.22.1.4	dLbl.....	185
2.22.1.5	explosion .....	186
2.22.1.6	invertIfNegative.....	186
2.22.1.7	marker .....	186
2.22.1.8	pivotOptions16 .....	186
2.22.1.9	spPr .....	187
2.22.2	Attributes .....	187
2.22.3	Complex Types.....	187
2.22.3.1	CT_BooleanFalse.....	187
2.22.3.2	CT_CategoryFilterException.....	188
2.22.3.3	CT_CategoryFilterExceptions .....	188
2.22.3.4	CT_ChartDataPointUniqueIDMap .....	189
2.22.3.5	CT_ChartDataPointUniqueIDMapEntry .....	189
2.22.3.6	CT_ChartUniqueID .....	190
2.22.3.7	CT_LiteralDataChart .....	190
2.22.3.8	CT_MultiLvlStrFilteredLiteralCache .....	190
2.22.3.9	CT_NumFilteredLiteralCache.....	191
2.22.3.10	CT_PivotOptions16.....	191
2.22.3.11	CT_StrFilteredLiteralCache .....	192
2.22.4	Simple Types .....	192

2.23	<a href="http://schemas.microsoft.com/office/drawing/2014/chart/ac">http://schemas.microsoft.com/office/drawing/2014/chart/ac</a> .....	192
2.23.1	Elements .....	192
2.23.1.1	multiLvlStrLit.....	192
2.23.2	Attributes .....	193
2.23.3	Complex Types.....	193
2.23.4	Simple Types .....	193
2.24	<a href="http://schemas.microsoft.com/office/drawing/2014/chartex">http://schemas.microsoft.com/office/drawing/2014/chartex</a> .....	193
2.24.1	Elements .....	193
2.24.1.1	chart .....	193
2.24.1.2	chartSpace.....	193
2.24.2	Attributes .....	193
2.24.3	Complex Types.....	194
2.24.3.1	CT_Address.....	194
2.24.3.2	CT_Aggregation .....	194
2.24.3.3	CT_Axis .....	195
2.24.3.4	CT_AxisTitle .....	196
2.24.3.5	CT_AxisUnits .....	197
2.24.3.6	CT_AxisUnitsLabel.....	197
2.24.3.7	CT_Binning .....	198
2.24.3.8	CT_CategoryAxisScaling .....	198
2.24.3.9	CT_Chart .....	199
2.24.3.10	CT_ChartData.....	199
2.24.3.11	CT_ChartSpace.....	200
2.24.3.12	CT_ChartTitle .....	201
2.24.3.13	CT_Clear.....	201
2.24.3.14	CT_Copyrights .....	202
2.24.3.15	CT_Data .....	203
2.24.3.16	CT_DataId .....	203
2.24.3.17	CT_DataLabel .....	204
2.24.3.18	CT_DataLabelHidden .....	205
2.24.3.19	CT_DataLabels .....	205
2.24.3.20	CT_DataLabelVisibilities .....	206
2.24.3.21	CT_DataPoint .....	206
2.24.3.22	CT_Extension .....	207
2.24.3.23	CT_ExtensionList .....	207
2.24.3.24	CT_ExternalData.....	208
2.24.3.25	CT_ExtremeValueColorPosition .....	208
2.24.3.26	CT_FormatOverride.....	209
2.24.3.27	CT_FormatOverrides .....	209
2.24.3.28	CT_Formula.....	210
2.24.3.29	CT_GeoCache .....	210
2.24.3.30	CT_GeoChildEntities .....	211
2.24.3.31	CT_GeoChildEntitiesQuery.....	211
2.24.3.32	CT_GeoChildEntitiesQueryResult .....	212
2.24.3.33	CT_GeoChildEntitiesQueryResults.....	212
2.24.3.34	CT_GeoChildTypes .....	213
2.24.3.35	CT_GeoData.....	213
2.24.3.36	CT_GeoDataEntityQuery .....	214
2.24.3.37	CT_GeoDataEntityQueryResult.....	214
2.24.3.38	CT_GeoDataEntityQueryResults .....	215
2.24.3.39	CT_GeoDataPointQuery .....	215
2.24.3.40	CT_GeoDataPointToEntityQuery .....	216
2.24.3.41	CT_GeoDataPointToEntityQueryResult .....	216
2.24.3.42	CT_GeoDataPointToEntityQueryResults .....	217
2.24.3.43	CT_GeoEntity .....	217
2.24.3.44	CT_Geography.....	218
2.24.3.45	CT_GeoHierarchyEntity .....	219
2.24.3.46	CT_GeoLocation.....	219



2.24.3.47	CT_GeoLocationQuery	220
2.24.3.48	CT_GeoLocationQueryResult	221
2.24.3.49	CT_GeoLocationQueryResults	221
2.24.3.50	CT_GeoLocations	222
2.24.3.51	CT_GeoParentEntitiesQuery	222
2.24.3.52	CT_GeoParentEntitiesQueryResult	223
2.24.3.53	CT_GeoParentEntitiesQueryResults	223
2.24.3.54	CT_GeoParentEntity	224
2.24.3.55	CT_GeoPolygon	224
2.24.3.56	CT_GeoPolygons	225
2.24.3.57	CT_Gridlines	225
2.24.3.58	CT_HeaderFooter	225
2.24.3.59	CT_Legend	226
2.24.3.60	CT_NumberColorPosition	227
2.24.3.61	CT_NumberFormat	228
2.24.3.62	CT_NumericDimension	228
2.24.3.63	CT_NumericLevel	229
2.24.3.64	CT_NumericValue	229
2.24.3.65	CT_PageMargins	230
2.24.3.66	CT_PageSetup	230
2.24.3.67	CT_ParentLabelLayout	231
2.24.3.68	CT_PercentageColorPosition	232
2.24.3.69	CT_PlotArea	232
2.24.3.70	CT_PlotAreaRegion	233
2.24.3.71	CT_PlotSurface	233
2.24.3.72	CT_PrintSettings	234
2.24.3.73	CT_RegionLabelLayout	234
2.24.3.74	CT_RelId	235
2.24.3.75	CT_Series	235
2.24.3.76	CT_SeriesElementVisibilities	236
2.24.3.77	CT_SeriesLayoutProperties	237
2.24.3.78	CT_Statistics	238
2.24.3.79	CT_StringDimension	238
2.24.3.80	CT_StringLevel	239
2.24.3.81	CT_StringValue	239
2.24.3.82	CT_SubtotalIndex	240
2.24.3.83	CT_Subtotals	240
2.24.3.84	CT_Text	241
2.24.3.85	CT_TextData	241
2.24.3.86	CT_TickLabels	242
2.24.3.87	CT_TickMarks	242
2.24.3.88	CT_ValueAxisScaling	242
2.24.3.89	CT_ValueColorEndPosition	243
2.24.3.90	CT_ValueColorMiddlePosition	244
2.24.3.91	CT_ValueColorPositions	244
2.24.3.92	CT_ValueColors	245
2.24.4	Simple Types	245
2.24.4.1	ST_AxisId	245
2.24.4.2	ST_AxisUnit	246
2.24.4.3	ST_DataId	247
2.24.4.4	ST_DataLabelPos	247
2.24.4.5	ST_DoubleOrAutomatic	248
2.24.4.6	ST_EntityType	248
2.24.4.7	ST_FormulaDirection	249
2.24.4.8	ST_GapWidthRatio	250
2.24.4.9	ST_GeoMappingLevel	250
2.24.4.10	ST_GeoProjectionType	251
2.24.4.11	ST_IntervalClosedSide	252

2.24.4.12	ST_NumericDimensionType	252
2.24.4.13	ST_PageOrientation	253
2.24.4.14	ST_ParentLabelLayout	253
2.24.4.15	ST_PosAlign	254
2.24.4.16	ST_QuartileMethod	254
2.24.4.17	ST_RegionLabelLayout	255
2.24.4.18	ST_SeriesLayout	255
2.24.4.19	ST_SidePos	256
2.24.4.20	ST_StringDimensionType	257
2.24.4.21	ST_TickMarksType	257
2.24.4.22	ST_ValueAxisUnit	258
2.24.4.23	ST_ValueColorPositionCount	258
2.25	<a href="http://schemas.microsoft.com/office/drawing/2014/main">http://schemas.microsoft.com/office/drawing/2014/main</a>	259
2.25.1	Elements	259
2.25.1.1	colId	259
2.25.1.2	creationId	259
2.25.1.3	cxnDERefs	259
2.25.1.4	predDERef	260
2.25.1.5	rowId	260
2.25.2	Attributes	260
2.25.3	Complex Types	260
2.25.3.1	CT_Identifier	260
2.25.3.2	CT_CreationId	261
2.25.3.3	CT_ConnectableReferences	261
2.25.3.4	CT_PredecessorDrawingElementReference	262
2.25.4	Simple Types	262
2.26	<a href="http://schemas.microsoft.com/office/drawing/2016/SVG/main">http://schemas.microsoft.com/office/drawing/2016/SVG/main</a>	262
2.26.1	Elements	262
2.26.1.1	svgBlip	262
2.26.2	Attributes	262
2.26.3	Complex Types	262
2.26.3.1	CT_SVGBlip	262
2.26.4	Simple Types	263
2.27	<a href="http://schemas.microsoft.com/office/drawing/2016/11/main">http://schemas.microsoft.com/office/drawing/2016/11/main</a>	263
2.27.1	Elements	263
2.27.1.1	picAttrSrcUrl	263
2.27.2	Attributes	263
2.27.3	Complex Types	263
2.27.3.1	CT_PictureAttributionSourceURL	263
2.27.4	Simple Types	264
2.28	<a href="http://schemas.microsoft.com/office/drawing/2016/11/diagram">http://schemas.microsoft.com/office/drawing/2016/11/diagram</a>	264
2.28.1	Elements	264
2.28.1.1	autoBuNodeInfoLst	264
2.28.2	Attributes	264
2.28.3	Complex Types	264
2.28.3.1	CT_DiagramAutoBullet	264
2.28.3.2	CT_NumberDiagramInfo	265
2.28.3.3	CT_NumberDiagramInfoList	266
2.28.4	Simple Types	266
2.28.4.1	ST_StorageType	266
2.29	<a href="http://schemas.microsoft.com/office/drawing/2013/main/command">http://schemas.microsoft.com/office/drawing/2013/main/command</a>	267
2.29.1	Elements	267
2.29.1.1	cxnSpMkLst	267
2.29.1.2	deMkLst	267
2.29.1.3	graphicFrameMkLst	267
2.29.1.4	grpSpMkLst	267
2.29.1.5	inkMkLst	268
2.29.1.6	picMkLst	268

2.29.1.7	spMkLst .....	268
2.29.1.8	txMkLst .....	268
2.29.2	Attributes .....	269
2.29.3	Complex Types.....	269
2.29.3.1	CT_ChangesData .....	269
2.29.3.2	CT_ConnectorChanges.....	270
2.29.3.3	CT_ConnectorMoniker.....	270
2.29.3.4	CT_ConnectorMonikerList.....	271
2.29.3.5	CT_GraphicFrameMoniker .....	271
2.29.3.6	CT_GraphicFrameMonikerList .....	272
2.29.3.7	CT_GroupShapeChanges.....	272
2.29.3.8	CT_GroupShapeMoniker.....	273
2.29.3.9	CT_GroupShapeMonikerList.....	273
2.29.3.10	CT_InkChanges .....	274
2.29.3.11	CT_InkMoniker .....	274
2.29.3.12	CT_InkMonikerList .....	275
2.29.3.13	CT_PictureChanges .....	275
2.29.3.14	CT_PictureMoniker .....	276
2.29.3.15	CT_PictureMonikerList .....	276
2.29.3.16	CT_ShapeChanges .....	276
2.29.3.17	CT_ShapeMoniker .....	277
2.29.3.18	CT_ShapeMonikerList .....	277
2.29.3.19	CT_GraphicFrameChanges .....	278
2.29.3.20	CT_DrawingElementMonikerList .....	279
2.29.3.21	CT_TextCharRangeMonikerList.....	279
2.29.3.22	CT_TextCharRangeContext.....	280
2.29.3.23	CT_TextCharRangeMoniker .....	280
2.29.4	Simple Types .....	281
2.29.4.1	ST_ConnectorChangeBit .....	281
2.29.4.2	ST_ConnectorChangesBits.....	282
2.29.4.3	ST_GroupShapeChangeBit .....	282
2.29.4.4	ST_GroupShapeChangesBits.....	283
2.29.4.5	ST_InkChangeBit .....	283
2.29.4.6	ST_InkChangesBits .....	284
2.29.4.7	ST_PictureChangeBit .....	284
2.29.4.8	ST_PictureChangesBits .....	285
2.29.4.9	ST_ShapeChangeBit.....	286
2.29.4.10	ST_ShapeChangesBits .....	286
2.29.4.11	ST_GraphicFrameChangeBit .....	287
2.29.4.12	ST_GraphicFrameChangesBits .....	288
2.30	<a href="http://schemas.microsoft.com/office/drawing/2016/ink">http://schemas.microsoft.com/office/drawing/2016/ink</a> .....	288
2.30.1	Elements .....	288
2.30.2	Attributes .....	288
2.30.3	Complex Types.....	288
2.30.4	Simple Types .....	288
2.30.4.1	ST_ExtendedBrushPropertyName .....	288
2.30.4.2	ST_InkEffectsType .....	289
2.31	<a href="http://schemas.microsoft.com/office/drawing/2017/model3d">http://schemas.microsoft.com/office/drawing/2017/model3d</a> .....	291
2.31.1	Elements .....	291
2.31.1.1	model3d .....	291
2.31.2	Attributes .....	291
2.31.3	Complex Types.....	292
2.31.3.1	CT_AmbientLight .....	292
2.31.3.2	CT_DirectionalLight .....	292
2.31.3.3	CT_Model3D.....	293
2.31.3.4	CT_Model3DCamera .....	295
2.31.3.5	CT_Model3DRaster.....	295
2.31.3.6	CT_Model3DTransform .....	296

2.31.3.7	CT_ObjectViewport.....	297
2.31.3.8	CT_OrthographicProjection.....	297
2.31.3.9	CT_PerspectiveProjection.....	298
2.31.3.10	CT_PointLight.....	298
2.31.3.11	CT_Rotate3D.....	299
2.31.3.12	CT_Scale3D.....	300
2.31.3.13	CT_SpotLight.....	300
2.31.3.14	CT_UnknownLight.....	301
2.31.3.15	CT_WindowViewport.....	302
2.31.3.16	CT_PositiveRatio.....	302
2.31.4	Simple Types.....	303
2.31.4.1	ST_AngularRadius.....	303
2.32	<a href="http://schemas.microsoft.com/office/drawing/2016/12/diagram">http://schemas.microsoft.com/office/drawing/2016/12/diagram</a> .....	303
2.32.1	Elements.....	303
2.32.1.1	lstStyle.....	303
2.32.1.2	spPr.....	304
2.32.2	Attributes.....	304
2.32.3	Complex Types.....	304
2.32.4	Simple Types.....	304
2.33	<a href="http://schemas.microsoft.com/office/drawing/2017/03/chart">http://schemas.microsoft.com/office/drawing/2017/03/chart</a> .....	304
2.33.1	Elements.....	304
2.33.1.1	dataDisplayOptions16.....	304
2.33.2	Attributes.....	304
2.33.3	Complex Types.....	305
2.33.3.1	CT_BooleanFalse.....	305
2.33.3.2	CT_DataDisplayOptions16.....	305
2.33.4	Simple Types.....	305
2.34	<a href="http://schemas.microsoft.com/office/drawing/2017/decorative">http://schemas.microsoft.com/office/drawing/2017/decorative</a> .....	306
2.34.1	Elements.....	306
2.34.1.1	decorative.....	306
2.34.2	Attributes.....	306
2.34.3	Complex Types.....	306
2.34.3.1	CT_Decorative.....	306
2.34.4	Simple Types.....	306
2.35	<a href="http://schemas.microsoft.com/office/drawing/2018/hyperlinkcolor">http://schemas.microsoft.com/office/drawing/2018/hyperlinkcolor</a> .....	307
2.35.1	Elements.....	307
2.35.1.1	hlinkClr.....	307
2.35.2	Attributes.....	307
2.35.3	Complex Types.....	307
2.35.3.1	CT_HyperlinkColor.....	307
2.35.4	Simple Types.....	307
2.35.4.1	ST_HyperlinkColor.....	307
2.36	<a href="http://schemas.microsoft.com/office/drawing/2018/animation/model3d">http://schemas.microsoft.com/office/drawing/2018/animation/model3d</a> .....	308
2.36.1	Elements.....	308
2.36.1.1	posterFrame.....	308
2.36.1.2	embedAnim.....	308
2.36.2	Attributes.....	309
2.36.3	Complex Types.....	309
2.36.3.1	CT_EmbeddedAnimation.....	309
2.36.3.2	CT_PosterFrame.....	309
2.36.4	Simple Types.....	310
2.36.4.1	ST_EmbeddedAnimationID.....	310
2.37	<a href="http://schemas.microsoft.com/office/drawing/2018/animation">http://schemas.microsoft.com/office/drawing/2018/animation</a> .....	310
2.37.1	Elements.....	310
2.37.1.1	animPr.....	310
2.37.2	Attributes.....	311
2.37.3	Complex Types.....	311
2.37.3.1	CT_AnimationProperties.....	311

2.37.4	Simple Types .....	312
2.37.4.1	ST_AnimationName.....	312
2.37.4.2	ST_Indefinite.....	312
2.37.4.3	ST_PlayCount .....	313
2.37.4.4	ST_UniversalTimeOffset .....	313
2.38	<a href="http://schemas.microsoft.com/office/drawing/2018/sketchyshapes">http://schemas.microsoft.com/office/drawing/2018/sketchyshapes</a> .....	314
2.38.1	Elements .....	314
2.38.1.1	lineSketchStyleProps .....	314
2.38.2	Attributes .....	314
2.38.3	Complex Types.....	314
2.38.3.1	CT_Empty .....	314
2.38.3.2	CT_LineSketchStyleProperties.....	315
2.38.3.3	CT_LineSketchTypeProperties.....	316
2.38.4	Simple Types .....	316
2.38.4.1	ST_LineSketchSeed.....	316
2.39	<a href="http://schemas.microsoft.com/office/drawing/2020/classificationShape">http://schemas.microsoft.com/office/drawing/2020/classificationShape</a> .....	317
2.39.1	Elements .....	317
2.39.1.1	classification.....	317
2.39.2	Attributes .....	317
2.39.3	Complex Types.....	317
2.39.3.1	CT_ClassificationOutcome .....	317
2.39.4	Simple Types .....	317
2.39.4.1	ST_ClassificationOutcomeType .....	317
2.40	<a href="http://schemas.microsoft.com/office/word/2020/oembed">http://schemas.microsoft.com/office/word/2020/oembed</a> .....	318
2.40.1	Elements .....	318
2.40.1.1	oembed .....	318
2.40.2	Attributes .....	318
2.40.3	Complex Types.....	319
2.40.3.1	CT_OEmbed .....	319
2.40.4	Simple Types .....	319
2.41	<a href="http://schemas.microsoft.com/office/drawing/2021/scriptlink">http://schemas.microsoft.com/office/drawing/2021/scriptlink</a> .....	319
2.41.1	Elements .....	319
2.41.1.1	scriptLink.....	319
2.41.2	Attributes .....	320
2.41.3	Complex Types.....	320
2.41.3.1	CT_ScriptLink .....	320
2.41.4	Simple Types .....	320
2.42	<a href="http://schemas.microsoft.com/office/drawing/2021/livefeed">http://schemas.microsoft.com/office/drawing/2021/livefeed</a> .....	320
2.42.1	Elements .....	320
2.42.1.1	liveFeedProps .....	320
2.42.2	Attributes .....	321
2.42.3	Complex Types.....	321
2.42.3.1	CT_BackgroundBlurProperties.....	321
2.42.3.2	CT_BackgroundCustomProperties.....	321
2.42.3.3	CT_BackgroundNormalProperties .....	322
2.42.3.4	CT_BackgroundRemovedProperties .....	322
2.42.3.5	CT_LiveFeedBackgroundProperties .....	322
2.42.3.6	CT_LiveFeedProperties.....	323
2.42.4	Simple Types .....	324
2.43	<a href="http://schemas.microsoft.com/office/drawing/2022/imageformula">http://schemas.microsoft.com/office/drawing/2022/imageformula</a> .....	324
2.43.1	Elements .....	324
2.43.1.1	imageFormula .....	324
2.43.2	Attributes .....	324
2.43.3	Complex Types.....	324
2.43.3.1	CT_ImageFormula.....	324
2.43.4	Simple Types .....	325
<b>3</b>	<b>Structure Examples .....</b>	<b>326</b>

3.1	Chart.....	326
3.1.1	Chart Style .....	326
3.2	Content Parts and Ink.....	326
3.3	Pictures .....	329
3.4	Diagrams .....	329
3.4.1	Diagram Layout.....	329
3.4.2	Image Recoloring .....	330
3.5	Math.....	330
3.6	SpreadsheetML Drawing.....	331
3.6.1	Camera Tool .....	331
3.6.2	Legacy Object Wrapper .....	332
3.7	WordprocessingML Drawing.....	332
3.7.1	Grouped Graphical Objects .....	332
3.7.2	Group and Linked Shapes within a Canvas .....	333
<b>4</b>	<b>Security.....</b>	<b>335</b>
4.1	Security Considerations for Implementers .....	335
4.2	Index of Security Fields .....	335
<b>5</b>	<b>Appendix A: Full XML Schemas .....</b>	<b>336</b>
5.1	<a href="http://schemas.microsoft.com/office/drawing/2010/main">http://schemas.microsoft.com/office/drawing/2010/main</a> Schema .....	337
5.2	<a href="http://schemas.microsoft.com/office/word/2010/wordprocessingShape">http://schemas.microsoft.com/office/word/2010/wordprocessingShape</a> Schema .....	343
5.3	<a href="http://schemas.microsoft.com/office/word/2010/wordml">http://schemas.microsoft.com/office/word/2010/wordml</a> Schema .....	344
5.4	<a href="http://schemas.microsoft.com/office/word/2010/wordprocessingGroup">http://schemas.microsoft.com/office/word/2010/wordprocessingGroup</a> Schema .....	344
5.5	<a href="http://schemas.microsoft.com/office/word/2010/wordprocessingCanvas">http://schemas.microsoft.com/office/word/2010/wordprocessingCanvas</a> Schema.....	345
5.6	<a href="http://schemas.microsoft.com/office/drawing/2008/diagram">http://schemas.microsoft.com/office/drawing/2008/diagram</a> Schema .....	346
5.7	<a href="http://schemas.microsoft.com/ink/2010/main">http://schemas.microsoft.com/ink/2010/main</a> Schema .....	347
5.8	<a href="http://schemas.microsoft.com/office/drawing/2010/chartDrawing">http://schemas.microsoft.com/office/drawing/2010/chartDrawing</a> Schema .....	348
5.9	<a href="http://schemas.microsoft.com/office/excel/2010/spreadsheetDrawing">http://schemas.microsoft.com/office/excel/2010/spreadsheetDrawing</a> Schema.....	349
5.10	<a href="http://schemas.microsoft.com/office/drawing/2007/8/2/chart">http://schemas.microsoft.com/office/drawing/2007/8/2/chart</a> Schema .....	350
5.11	<a href="http://schemas.microsoft.com/office/word/2010/wordprocessingDrawing">http://schemas.microsoft.com/office/word/2010/wordprocessingDrawing</a> Schema ..	351
5.12	<a href="http://schemas.microsoft.com/office/drawing/2010/picture">http://schemas.microsoft.com/office/drawing/2010/picture</a> Schema.....	352
5.13	<a href="http://schemas.microsoft.com/office/drawing/2012/chart">http://schemas.microsoft.com/office/drawing/2012/chart</a> Schema .....	352
5.14	<a href="http://schemas.microsoft.com/office/drawing/2012/main">http://schemas.microsoft.com/office/drawing/2012/main</a> Schema .....	354
5.15	<a href="http://schemas.microsoft.com/office/drawing/2012/chartStyle">http://schemas.microsoft.com/office/drawing/2012/chartStyle</a> Schema .....	355
5.16	<a href="http://schemas.microsoft.com/office/drawing/2010/diagram">http://schemas.microsoft.com/office/drawing/2010/diagram</a> Schema .....	357
5.17	<a href="http://schemas.microsoft.com/office/thememl/2012/main">http://schemas.microsoft.com/office/thememl/2012/main</a> Schema .....	358
5.18	<a href="http://schemas.microsoft.com/office/word/2012/wordprocessingDrawing">http://schemas.microsoft.com/office/word/2012/wordprocessingDrawing</a> Schema ..	358
5.19	<a href="http://schemas.microsoft.com/office/powerpoint/2014/inkAction">http://schemas.microsoft.com/office/powerpoint/2014/inkAction</a> Schema .....	358
5.20	<a href="http://schemas.microsoft.com/office/drawing/2014/chart">http://schemas.microsoft.com/office/drawing/2014/chart</a> Schema .....	360
5.21	<a href="http://schemas.microsoft.com/office/drawing/2014/chart/ac">http://schemas.microsoft.com/office/drawing/2014/chart/ac</a> Schema .....	361
5.22	<a href="http://schemas.microsoft.com/office/drawing/2014/chartex">http://schemas.microsoft.com/office/drawing/2014/chartex</a> Schema .....	362
5.23	<a href="http://schemas.microsoft.com/office/drawing/2014/main">http://schemas.microsoft.com/office/drawing/2014/main</a> Schema .....	375
5.24	<a href="http://schemas.microsoft.com/office/drawing/2016/SVG/main">http://schemas.microsoft.com/office/drawing/2016/SVG/main</a> Schema .....	375
5.25	<a href="http://schemas.microsoft.com/office/drawing/2016/11/main">http://schemas.microsoft.com/office/drawing/2016/11/main</a> Schema .....	375
5.26	<a href="http://schemas.microsoft.com/office/drawing/2016/11/diagram">http://schemas.microsoft.com/office/drawing/2016/11/diagram</a> Schema .....	376
5.27	<a href="http://schemas.microsoft.com/office/drawing/2013/main/command">http://schemas.microsoft.com/office/drawing/2013/main/command</a> Schema .....	376
5.28	<a href="http://schemas.microsoft.com/office/drawing/2016/ink">http://schemas.microsoft.com/office/drawing/2016/ink</a> Schema .....	380
5.29	<a href="http://schemas.microsoft.com/office/drawing/2017/model3d">http://schemas.microsoft.com/office/drawing/2017/model3d</a> Schema .....	381
5.30	<a href="http://schemas.microsoft.com/office/drawing/2016/12/diagram">http://schemas.microsoft.com/office/drawing/2016/12/diagram</a> Schema .....	383
5.31	<a href="http://schemas.microsoft.com/office/drawing/2017/03/chart">http://schemas.microsoft.com/office/drawing/2017/03/chart</a> Schema .....	383
5.32	<a href="http://schemas.microsoft.com/office/drawing/2017/decorative">http://schemas.microsoft.com/office/drawing/2017/decorative</a> Schema.....	384
5.33	<a href="http://schemas.microsoft.com/office/drawing/2018/hyperlinkcolor">http://schemas.microsoft.com/office/drawing/2018/hyperlinkcolor</a> Schema .....	384
5.34	<a href="http://schemas.microsoft.com/office/drawing/2018/animation/model3d">http://schemas.microsoft.com/office/drawing/2018/animation/model3d</a> Schema ....	384
5.35	<a href="http://schemas.microsoft.com/office/drawing/2018/animation">http://schemas.microsoft.com/office/drawing/2018/animation</a> Schema .....	385
5.36	<a href="http://schemas.microsoft.com/office/drawing/2018/sketchyshapes">http://schemas.microsoft.com/office/drawing/2018/sketchyshapes</a> Schema .....	385
5.37	<a href="http://schemas.microsoft.com/office/drawing/2020/classificationShape">http://schemas.microsoft.com/office/drawing/2020/classificationShape</a> Schema .....	386
5.38	<a href="http://schemas.microsoft.com/office/word/2020/oembed">http://schemas.microsoft.com/office/word/2020/oembed</a> Schema .....	386
5.39	<a href="http://schemas.microsoft.com/office/drawing/2021/scriptlink">http://schemas.microsoft.com/office/drawing/2021/scriptlink</a> Schema.....	387

5.40 <http://schemas.microsoft.com/office/drawing/2021/livefeed> Schema .....387  
5.41 <http://schemas.microsoft.com/office/drawing/2022/imageformula> Schema .....388  
**6 Appendix B: Product Behavior ..... 389**  
**7 Change Tracking..... 411**  
**8 Index..... 412**

# 1 Introduction

This document specifies extensions to the DrawingML ([\[ISO/IEC29500-1:2016\]](#)) Office Open XML File Formats structure, which is used in WordprocessingML, SpreadsheetML, and PresentationML ([\[ISO/IEC29500-1:2016\]](#)) documents.

Sections 1.7 and 2 of this specification are normative. All other sections and examples in this specification are informative.

## 1.1 Glossary

This document uses the following terms:

**3D Model:** A mathematical representation of a 3-Dimensional surface of an object. This includes geometry, applied textures, and lighting.

**ActiveX control:** A reusable software control, such as a check box or button, that uses ActiveX technology and provides options to users or runs macros or scripts that automate a task. See also ActiveX object.

**binary large image or picture (BLIP):** A binary data structure that stores information about a metafile image or bitmap picture.

**cell reference:** A set of coordinates that a cell occupies on a worksheet. For example, "B3" is the reference of a cell that appears at the intersection of column "B" and row "3".

**comment:** An annotation that is associated with a cell, text, or other object to provide context-specific information or reviewer feedback.

**control:** A graphical user interface object that users interact with when working with applications, forms, documents, webpages, and other types of files.

**drawing canvas:** See canvas and drawing space.

**English Metric Unit (EMU):** A measurement in computer typography. There are 635 EMUs per twip, 6,350 EMUs per half-point, 12,700 EMUs per point, and 914,400 EMUs per inch. These units are used to translate on-screen layouts to printed layouts for specified printer hardware.

**globally unique identifier (GUID):** A term used interchangeably with universally unique identifier (UUID) in Microsoft protocol technical documents (TDs). Interchanging the usage of these terms does not imply or require a specific algorithm or mechanism to generate the value. Specifically, the use of this term does not imply or require that the algorithms described in [\[RFC4122\]](#) or [\[C706\]](#) must be used for generating the **GUID**. See also universally unique identifier (UUID).

**group shape:** A shape that contains a group of shapes.

**hue-saturation-luminance (HSL):** A color model that defines a color by using three dimensions: hue, the color itself; saturation, the purity of the color; and luminance, the amount of light that is either reflected or absorbed by the color. See also color scheme and color space.

**hyperlink:** A relationship between two anchors, as described in [\[RFC1866\]](#).

**Hypertext Markup Language (HTML):** An application of the Standard Generalized Markup Language (SGML) that uses tags to mark elements in a document, as described in [\[HTML\]](#).

**ink:** A process of entering text in handwritten form. Instead of converting handwritten text to typed text, ink is converted to an object and displayed exactly as it was written.



**Object Linking and Embedding (OLE):** A technology for transferring and sharing information between applications by inserting a file or part of a file into a compound document. The inserted file can be either embedded or linked. See also embedded object and linked object.

**red-green-blue (RGB):** A color model that describes color information in terms of the red (R), green (G), and blue (B) intensities in a color.

**shape:** A collection of qualifiers, such as names, and quantifiers, such as coordinates, that is used to represent a geometric object. A shape can be contained in a document, file structure, run-time structure, or other medium.

**style:** A set of formatting options that is applied to text, tables, charts, and other objects in a document.

**text box story:** An element that contains a set of text that is associated with one or more shapes.

**worksheet:** A single logical container for a set of tabular data and other objects in a workbook.

**XML:** The Extensible Markup Language, as described in [\[XML1.0\]](#).

**MAY, SHOULD, MUST, SHOULD NOT, MUST NOT:** These terms (in all caps) are used as defined in [\[RFC2119\]](#). All statements of optional behavior use either MAY, SHOULD, or SHOULD NOT.

## 1.2 References

Links to a document in the Microsoft Open Specifications library point to the correct section in the most recently published version of the referenced document. However, because individual documents in the library are not updated at the same time, the section numbers in the documents may not match. You can confirm the correct section numbering by checking the [Errata](#).

### 1.2.1 Normative References

We conduct frequent surveys of the normative references to assure their continued availability. If you have any issue with finding a normative reference, please contact [dochelp@microsoft.com](mailto:dochelp@microsoft.com). We will assist you in finding the relevant information.

[EMMA] Baggia, P. et al., "EMMA: Extensible MultiModal Annotation markup language", February 2009, <http://www.w3.org/TR/2009/REC-emma-20090210/>

[InkML] Chee, Y. et al., "Ink Markup Language (InkML)", Working Draft, October 2006, <http://www.w3.org/TR/2006/WD-InkML-20061023/>

[ISO/IEC29500-1:2016] ISO/IEC, "Information technology -- Document description and processing languages -- Office Open XML File Formats -- Part 1: Fundamentals and Markup Language Reference", ISO/IEC 29500-1:2016, <https://www.iso.org/standard/71691.html>

[ISO/IEC29500-3:2015] ISO/IEC, "Information technology -- Document description and processing languages -- Office Open XML File Formats -- Part 3: Markup Compatibility and Extensibility", <https://www.iso.org/standard/65533.html>

[ISO/IEC29500-4:2016] ISO/IEC, "Information technology -- Document description and processing languages -- Office Open XML File Formats -- Part 4: Transitional Migration Features", <https://www.iso.org/standard/71692.html>

[MathML2.0] Ausbrooks, R., et al., "Mathematical Markup Language (MathML) Version 2.0 (Second Edition)", W3C Recommendation, October 2003, <http://www.w3.org/TR/2003/REC-MathML2-20031021/>

[MS-DOCX] Microsoft Corporation, "[Word Extensions to the Office Open XML \(.docx\) File Format](#)".

[MS-ODRAW] Microsoft Corporation, "[Office Drawing Binary File Format](#)".

[MS-PPTX] Microsoft Corporation, "[PowerPoint \(.pptx\) Extensions to the Office Open XML File Format](#)".

[MS-XLSB] Microsoft Corporation, "[Excel \(.xlsb\) Binary File Format](#)".

[MS-XLSX] Microsoft Corporation, "[Excel \(.xlsx\) Extensions to the Office Open XML SpreadsheetML File Format](#)".

[RFC2119] Bradner, S., "Key words for use in RFCs to Indicate Requirement Levels", BCP 14, RFC 2119, March 1997, <https://www.rfc-editor.org/info/rfc2119>

[RFC4122] Leach, P., Mealling, M., and Salz, R., "A Universally Unique Identifier (UUID) URN Namespace", RFC 4122, July 2005, <https://www.rfc-editor.org/info/rfc4122>

[RFC5234] Crocker, D., Ed., and Overell, P., "Augmented BNF for Syntax Specifications: ABNF", STD 68, RFC 5234, January 2008, <https://www.rfc-editor.org/info/rfc5234>

[XMLSCHEMA1/2] Thompson, H., Beech, D., Maloney, M., and Mendelsohn, N., Eds., "XML Schema Part 1: Structures Second Edition", W3C Recommendation, October 2004, <https://www.w3.org/TR/2004/REC-xmlschema-1-20041028/>

[XMLSCHEMA2/2] Biron, P., and Malhotra, A., Eds., "XML Schema Part 2: Datatypes Second Edition", W3C Recommendation, October 2004, <https://www.w3.org/TR/2004/REC-xmlschema-2-20041028/>

## 1.2.2 Informative References

[ISO/IEC29500-2:2012] ISO/IEC, "Information technology -- Document description and processing languages -- Office Open XML File Formats -- Part 2: Open Packaging Conventions", ISO/IEC 29500-2:2012, [http://www.iso.org/iso/home/store/catalogue\\_ics/catalogue\\_detail\\_ics.htm?csnumber=61796](http://www.iso.org/iso/home/store/catalogue_ics/catalogue_detail_ics.htm?csnumber=61796)

## 1.3 Overview

The structures specified in this format provide an extended XML vocabulary for the DrawingML file format structure. The extended elements and attributes enable the format to indicate further information about a document, or content and formatting of parts of the document beyond the elements and attributes of the Office Open XML File Formats as described in [\[ISO/IEC29500-1:2016\]](#). Because these elements and attributes are meant as extensions, their intent and usage varies.

The extensions specified in this format are integrated into Office Open XML file formats by means of the Markup Compatibility and Extensibility features described in [\[ISO/IEC29500-3:2015\]](#). Specifically, the **Ignorable** attribute, the **AlternateContent** element, and application-defined extension elements maintain compatibility with Office Open XML File Formats implementations when integrating the extensions from this format. Using these extensions as specified in this document results in Office Open XML file formats conformance.

The following sections provide an overview of the functionality supported by these extensions.

### 1.3.1 Charts

Chart extensions add a number of features to charts ([\[ISO/IEC29500-1:2016\]](#) section 21.2). Following are the new extensions:

- The **invertSolidFillFmt** extension for the **ser** element described in [\[ISO/IEC29500-1:2016\]](#) section 21.2.2.170 and the **ser** element described in [\[ISO/IEC29500-1:2016\]](#) section 21.2.2.174 specify the color of the negative data points of the chart series ([\[ISO/IEC29500-1:2016\]](#) section 21.2).

- The **pivotOptions** extension for the **chartspace** element ([ISO/IEC29500-1:2016] section 21.2.2.29) specifies which pivot controls appear on the chart ([ISO/IEC29500-1:2016] section 21.2).
- The **style** extension for the **chartspace** element ([ISO/IEC29500-1:2016] section 21.2.2.29) specifies the new styles of the chart ([ISO/IEC29500-1:2016] section 21.2).
- The **filteredLineSeries** extension for the **lineChart** element ([ISO/IEC29500-1:2016] section 21.2.2.97) and the **line3DChart** ([ISO/IEC29500-1:2016] section 21.2.2.96) specifies a series that has been filtered from the chart ([ISO/IEC29500-1:2016] section 21.2).
- The **filteredScatterSeries** extension for the **scatterChart** element ([ISO/IEC29500-1:2016] section 21.2.2.161) specifies a series that has been filtered from the chart ([ISO/IEC29500-1:2016] section 21.2).
- The **filteredRadarSeries** extension for the **radarChart** element ([ISO/IEC29500-1:2016] section 21.2.2.153) specifies a series that has been filtered from the chart ([ISO/IEC29500-1:2016] section 21.2).
- The **filteredBarSeries** extension for the **barChart** element ([ISO/IEC29500-1:2016] section 21.2.2.16) and the **bar3DChart** ([ISO/IEC29500-1:2016] section 21.2.2.15) specifies a series that has been filtered from the chart ([ISO/IEC29500-1:2016] section 21.2).
- The **filteredAreaSeries** extension for the **areaChart** element ([ISO/IEC29500-1:2016] section 21.2.2.5) and the **area3DChart** ([ISO/IEC29500-1:2016] section 21.2.2.4) specifies a series that has been filtered from the chart ([ISO/IEC29500-1:2016] section 21.2).
- The **filteredBubbleSeries** extension for the **bubbleChart** element ([ISO/IEC29500-1:2016] section 21.2.2.20) specifies a series that has been filtered from the chart ([ISO/IEC29500-1:2016] section 21.2).
- The **filteredSurfaceSeries** extension for the **surfaceChart** element ([ISO/IEC29500-1:2016] section 21.2.2.204) and the **surface3DChart** ([ISO/IEC29500-1:2016] section 21.2.2.203) specifies a series that has been filtered from the chart ([ISO/IEC29500-1:2016] section 21.2).
- The **fullRef** extension for the **strRef** element ([ISO/IEC29500-1:2016] section 21.2.2.201) and the **numRef** ([ISO/IEC29500-1:2016] section 21.2.2.123) and the **multiLvlStrRef** ([ISO/IEC29500-1:2016] section 21.2.2.115) specifies the non-filtered data source reference for filtered out chart ([ISO/IEC29500-1:2016] section 21.2) series data.
- The **levelRef** extension for the **strRef** element ([ISO/IEC29500-1:2016] section 21.2.2.201) and the **numRef** ([ISO/IEC29500-1:2016] section 21.2.2.123) and the **multiLvlStrRef** ([ISO/IEC29500-1:2016] section 21.2.2.115) specifies the data source reference for the currently selected label level for a chart ([ISO/IEC29500-1:2016] section 21.2) category axis or a chart ([ISO/IEC29500-1:2016] section 21.2) series title.
- The **formulaRef** extension for the **strRef** element ([ISO/IEC29500-1:2016] section 21.2.2.201) and the **numRef** ([ISO/IEC29500-1:2016] section 21.2.2.123) and the **multiLvlStrRef** ([ISO/IEC29500-1:2016] section 21.2.2.115) specifies the data source reference of the parent element when the parent is part of an extension list.
- The **filteredSeriesTitle** extension for the **ser** element ([ISO/IEC29500-1:2016] section 21.2.2.168) and the **ser** element ([ISO/IEC29500-1:2016] section 21.2.2.170) and the **ser** element ([ISO/IEC29500-1:2016] section 21.2.2.174) and the **ser** element ([ISO/IEC29500-1:2016] section 21.2.2.171) and the **ser** element ([ISO/IEC29500-1:2016] section 21.2.2.172) and the **ser** element ([ISO/IEC29500-1:2016] section 21.2.2.169) and the **ser** element ([ISO/IEC29500-1:2016] section 21.2.2.167) and the **ser** element ([ISO/IEC29500-1:2016] section 21.2.2.173) specifies a chart ([ISO/IEC29500-1:2016] section 21.2) series title that has been filtered from the chart ([ISO/IEC29500-1:2016] section 21.2).

- The **filteredCategoryTitle** extension for the **ser** element ([ISO/IEC29500-1:2016] section 21.2.2.168) and the **ser** element ([ISO/IEC29500-1:2016] section 21.2.2.170) and the **ser** element ([ISO/IEC29500-1:2016] section 21.2.2.174) and the **ser** element ([ISO/IEC29500-1:2016] section 21.2.2.171) and the **ser** element ([ISO/IEC29500-1:2016] section 21.2.2.172) and the **ser** element ([ISO/IEC29500-1:2016] section 21.2.2.169) and the **ser** element ([ISO/IEC29500-1:2016] section 21.2.2.167) and the **ser** element ([ISO/IEC29500-1:2016] section 21.2.2.173) specifies a chart ([ISO/IEC29500-1:2016] section 21.2) category title that has been filtered from the chart ([ISO/IEC29500-1:2016] section 21.2).
- The **pivotSource** extension for the **chartspace** element ([ISO/IEC29500-1:2016] section 21.2.2.29) specifies the source Non-Worksheet PivotTable ( [\[MS-XLSX\]](#) section 2.3.3 and [\[MS-XLSB\]](#) section 2.2.5.5 for the chart ([ISO/IEC29500-1:2016] section 21.2).
- The **numFmt** extension for the **catAx** element ([ISO/IEC29500-1:2016] section 21.2.2.25), **dateAx** element ([ISO/IEC29500-1:2016] section 21.2.2.39), **serAx** element ([ISO/IEC29500-1:2016] section 21.2.2.175) and **valAx** element ([ISO/IEC29500-1:2016] section 21.2.2.226) that specifies the number formatting for the chart category axis, date axis, series axis and value axis ([ISO/IEC29500-1:2016] section 21.2) whose **pivotSource** element specifies a Non-Worksheet PivotTable ([MS-XLSX] section 2.3.3 and [MS-XLSB] section 2.2.5.5).
  - The **showLeaderLines** extension for the **dLbIs** element ([ISO/IEC29500-1:2016] section 21.2.2.49) specifies whether leader lines will be rendered for **Datalabels** (section [2.2.1.2](#)) in a chart of any type.
- The **leaderLines** extension for the **dLbIs** element ([ISO/IEC29500-1:2016] section 21.2.2.49) specifies the formatting of leader lines for **Datalabels** in a chart of any type.
- The **datalabelsRange** extension for the **ser** element ([ISO/IEC29500-1:2016] section 21.2.2.168) and the **ser** element ([ISO/IEC29500-1:2016] section 21.2.2.170) and the **ser** element ([ISO/IEC29500-1:2016] section 21.2.2.174) and the **ser** element ([ISO/IEC29500-1:2016] section 21.2.2.171) and the **ser** element ([ISO/IEC29500-1:2016] section 21.2.2.172) and the **ser** element ([ISO/IEC29500-1:2016] section 21.2.2.169) and the **ser** element ([ISO/IEC29500-1:2016] section 21.2.2.167) and the **ser** element ([ISO/IEC29500-1:2016] section 21.2.2.173) specifies the reference to the formula from which the values of **dLbIs** element on a chart series ([ISO/IEC29500-1:2016] section 21.2) are obtained.
- The **categoryFilterExceptions** extension for the **ser** element ([ISO/IEC29500-1:2016] section 21.2.2.168) and the **ser** element ([ISO/IEC29500-1:2016] section 21.2.2.170) and the **ser** element ([ISO/IEC29500-1:2016] section 21.2.2.174) and the **ser** element ([ISO/IEC29500-1:2016] section 21.2.2.171) and the **ser** element ([ISO/IEC29500-1:2016] section 21.2.2.172) and the **ser** element ([ISO/IEC29500-1:2016] section 21.2.2.169) and the **ser** element ([ISO/IEC29500-1:2016] section 21.2.2.167) and the **ser** element ([ISO/IEC29500-1:2016] section 21.2.2.173) specifies special formatting properties of data points that have been filtered out from the chart series ([ISO/IEC29500-1:2016] section 21.2).
- The **dLbIFieldTable** extension for the **dLbIs** element ([ISO/IEC29500-1:2016] section 21.2.2.49) or the **dLbI** element ([ISO/IEC29500-1:2016] section 21.2.2.47) specifies the list of formulas from which the value of individual data fields in the **Datalabel** (section [2.2.1.3](#)) is obtained.
- The **xForSave** extension for the **dLbI** element ([ISO/IEC29500-1:2016] section 21.2.2.47) specifies if this **Datalabel** was created as an exception entry only for saving, but is treated the same as the prototype **Datalabel** in the collection.
- The **showDataLabelsRange** extension for the **dLbIs** element ([ISO/IEC29500-1:2016] section 21.2.2.49) or the **dLbI** element ([ISO/IEC29500-1:2016] section 21.2.2.47) specifies if the value of the **Datalabel** contains the range field which allows values to be specified from a formula for multiple **Datalabels**.

- The **tx** extension for the **dLbIs** element ([ISO/IEC29500-1:2016] section 21.2.2.49) specifies the custom text associated with the **Datalabels** collection, which determines the value of each **Datalabel** in that collection.
- The **spPr** extension for the **dLbIs** element ([ISO/IEC29500-1:2016] section 21.2.2.49) or the **dLbI** element ([ISO/IEC29500-1:2016] section 21.2.2.47) specifies the shape geometry for the **Datalabel**.
- The **layout** extension for the **dLbIs** element ([ISO/IEC29500-1:2016] section 21.2.2.49) or the **dLbI** element ([ISO/IEC29500-1:2016] section 21.2.2.47) specifies the custom size of the **Datalabel**.
- The **autoCat** extension for the **strLit** element ([ISO/IEC29500-1:2016] section 21.2.2.200) specifies if the category captions for the chart series were automatically generated and saved out as literal data.
- The **pivotOptions16** extension for the **chartspace** element ([ISO/IEC29500-1:2016] section 21.2.2.29) specifies additional pivot controls that can appear on the chart ([ISO/IEC29500-1:2016] section 21.2).

### 1.3.2 Content Parts and Ink

Ink is stored in documents as an extension by using a part referenced by the relationship **id** attribute of a content part element. Some content part elements are described in [\[ISO/IEC29500-1:2016\]](#) section 17.3.3.2, 19.3.1.14, and 20.5.2.12. Other content part elements are themselves extensions ([2.2.2](#)). The content of the part contains XML that conforms to a subset of the syntax and semantics for the Ink Markup Language as described in [\[InkML\]](#), the W3C EMMA recommendation specification [\[EMMA\]](#), and other extended elements ([2.1.4](#)).

### 1.3.3 Pictures

Embedded raster images (bitmaps) can be edited and replaced by the processed results. Unless the document author disables storing image editing data, the original bitmap and the processing parameters applied are stored in the **imgProps** extension ([2.3.1.9](#)) to enable non-destructive editing of the bitmap. For backward compatibility and performance, applications do not display changes made to the image-editing data for the embedded bitmaps unless the user edits them with the application UI or through the Object Model.

Bitmap pictures are resampled and compressed when inserted and saved based on document DPI. Individual bitmaps can be set to override the default document compression setting by using the **useLocalDpi** extension ([2.3.1.13](#)).

A user can insert embedded **HTML**, including online videos, into Word by storing the embedded HTML and related data into the **webVideoPr** extension (section [2.19.1.1](#)).

A user can insert a Scalable Vector Graphics (SVG) illustration into Office documents by storing the relationship id(s) of the embedded and/or linked SVG data in the **svgBlip** extension (section [2.26.1.1](#)). Embedded data is to be stored within an image part ([\[ISO/IEC29500-1:2016\]](#) section 15.2.14). For backward compatibility, Office applications embed a rasterized version of the SVG image (whether linked or embedded) in Portable Network Graphics (PNG) format and refer to the rasterized version from within the main blip.

A user can insert embedded web content into Word by storing a URL and associated data into the **oembed** extension (section [2.40.1.1](#)).

### 1.3.4 Diagrams

The last successful layout for a diagram is stored in documents as an extension by using a Diagram Layout part. The part is referenced by the relationship id attribute of a **DataModelExt** extension to the Data Model. For more information, see [\[ISO/IEC29500-1:2016\]](#) section 21.4.2.10. The content of the part contains XML as defined by Diagram Layout (section [2.1.3](#)).

The DataModelExt contains a version URI that represents the minimum version required to run the layout. If an application version is insufficient to perform layout, the Diagram Layout can be used to display the diagram.

The **recolorImg** extension specifies recoloring images in the diagram according to the color style currently applied. This gives images a more integrated look.

The **cNvPr** extension adds non-visual drawing properties to points in the diagram. This enables adding **hyperlinks** and alternative text for use by assistive technologies or applications that do not display the diagram shapes.

The Diagram Layout captures the correct layout and shape properties of the last successful diagram rendering but does not capture all the text formatting for the individual shapes in the diagram. When a shape contains text, its style is determined by combining the information from the semantic elements in data.xml with the layout definition in layout.xml. Each semantic element can have zero or more presentation elements, which are defined in layout.xml. For any shape in drawing.xml, the corresponding **presAssocID** attribute ([\[ISO/IEC29500-1:2016\]](#) section L.4.15.2.1) can be found in data.xml. For a **presAssocID** attribute, all the corresponding **presName** ([\[ISO/IEC29500-1:2016\]](#) section 21.4.3.4) attributes are searched for the one which has a text algorithm `<dgm:alg type="tx">` associated with it. The **StyleLbl** element ([\[ISO/IEC29500-1:2016\]](#) section 21.4.4.10) for this text node determines the final text format of this shape node.

### 1.3.5 Math

Math extensions represent mathematical expressions in DrawingML content. Mathematical equations in objects represented in DrawingML are stored in **AlternateContent** elements. These **AlternateContent** elements contain DrawingML and the math-specific element, **m**. The expression of mathematical content in DrawingML objects is similar to the representation of math in WordprocessingML ([\[ISO/IEC29500-1:2016\]](#) section 22.1) with the distinction that the math content in DrawingML is modified by properties specified in the DrawingML namespace, rather than in WordprocessingML.

### 1.3.6 SpreadsheetML Drawing

**ActiveX control** objects, Embedded **Object Linking and Embedding (OLE)** and form **control** embedded objects in SpreadsheetML are each associated with a **shape** in DrawingML. The shape in DrawingML is a placeholder that specifies the position of the embedded object in the worksheet drawing tree that in turn specifies the embedded object z-order and grouping information in relation to other drawing objects.

Visible text and visible text-related properties of form control embedded objects are specified by the **txBody** element of the placeholder shape. For more information, see [\[ISO/IEC29500-1:2016\]](#) section 20.5.2.34.

An implementing application can replace this shape with any other placeholder shape when saving.

### 1.3.7 WordprocessingML Drawing

WordprocessingML drawing extensions integrate graphical objects into WordprocessingML documents. See [2.2.7](#) for a discussion of how these objects are integrated and how interoperability with clients that conform to the Office Open XML file formats, as described in [\[ISO/IEC29500-1:2016\]](#), is achieved.



The primary graphical objects introduced are the following:

- **Shapes** are represented by the **wsp** element of type **CT\_WordprocessingShape** (section [2.13.3.3](#)).
- Groups of graphical objects are represented by the **wgp** element of type **CT\_WordprocessingGroup** (section [2.16.3.2](#)).
- Canvases are represented by the **wpc** element of type **CT\_WordprocessingCanvas** (section [2.17.3.1](#)).
- **Ink** objects are represented by the **contentPart** element of type **CT\_WordContentPart** (section [2.15.3.1](#)).

Groups and canvases are similar in structure, but have different behavior. Both groups and canvases can contain any graphical object as a **graphic** element as described in [ISO/IEC29500-1:2016] section 20.1.2.2.16 in addition to other shapes, pictures, groups, and ink.

Additionally, the picture type defined for WordprocessingML as described in [ISO/IEC29500-1:2016] section 20.2.2.5 has been extended to enable styling information to be applied.

Moreover, the picture non-visual picture properties represented by the element **cNvPicPr** of type **CT\_NonVisualPictureProperties** (as specified in [ISO/IEC29500-1:2016] section 19.3.1.11) was extended to represent properties for a control or object using a **CT\_ObjectPr** element defined as **objectPr**.

### 1.3.8 Legacy Objects

The picture non visual picture properties represented by the element **cNvPicPr** of type **CT\_NonVisualPictureProperties** (as specified in [\[ISO/IEC29500-1:2016\]](#) section 19.3.1.11) was extended to represent properties for a legacy signature line object using a **CT\_SignatureLine** element defined as **signatureLine**.

Additionally, the non-visual group drawing shape properties represented by the element **cNvGrpSpPr** of type **CT\_NonVisualGroupDrawingShapeProps** (as specified in [ISO/IEC29500-1:2016] section 19.3.1.10) was extended to specify if a group was originally a legacy group object using a **CT\_NonVisualGroupProps** element defined as **nonVisualGroupProps**.

### 1.3.9 Common Algorithms

#### 1.3.9.1 Non-Null-Terminated Unicode String to Unsigned Integer Hash

Given a non-null-terminated Unicode string and the length of the string, a 4-byte unsigned integer hash value can be obtained by performing the following algorithm:

1. Given an **input string** and length of the **input string** (**cch**).
2. Set a 4-byte unsigned integer value **nHash** equal to 0x00000000.
3. For each character from position 0 to the end of the **input string** perform the following steps.

Example:

```
for (i=0; ich<cch; ++ich)
    nHash = (nHash<<5) + nHash + inputString[ich];
```

1. Set **nHash**, equal to itself bitwise shifted left 5 times, added unto itself, and then added to the value of the character of **input string** at **ich**.
2. **nHash** will be stored and used again in the next iteration of the loop until the last character of **input string**.

4. The result of the algorithm is the value **nHash**.

## 1.4 Relationship to Protocols and Other Structures

The Office Drawing extensions to Office Open XML file formats are a specified set of extensions to Office Open XML DrawingML, as described in [\[ISO/IEC29500-1:2016\]](#). This specification is dependent on the structures and concepts defined in the following references:

- [\[ISO/IEC29500-1:2016\]](#) for baseline DrawingML persistence format
- [\[ISO/IEC29500-2:2012\]](#) for open packaging conventions
- [\[ISO/IEC29500-3:2015\]](#) for markup compatibility and extensibility
- [\[ISO/IEC29500-4:2016\]](#) for backward-compatibility considerations
- [\[MS-DOCX\]](#) for WordprocessingML extensions
- [\[MS-XLSX\]](#) for SpreadsheetML extensions
- [\[MS-PPTX\]](#) for PresentationML extensions

## 1.5 Applicability Statement

This document specifies a persistence format for extensions, as described in [\[ISO/IEC29500-1:2016\]](#), to the Office Open XML file formats for DrawingML ([\[ISO/IEC29500-1:2016\]](#)) content in WordprocessingML, SpreadsheetML, and PresentationML ([\[ISO/IEC29500-1:2016\]](#)) documents. The extensions specified in this document enable expressing additional content and properties, and are not applicable as a stand-alone file format. Each structure specified in this document is integrated with the Office Open XML file formats as described in [\[ISO/IEC29500-1:2016\]](#) for DrawingML content as specified in the section for that structure. All structures are integrated into DrawingML content to maintain compatibility with implementations of the Office Open XML file formats as described in [\[ISO/IEC29500-1:2016\]](#).

The extensions specified in this document do not require any other extensions to be used and do not prohibit any other extensions from being used in the same document.

## 1.6 Versioning and Localization

None.

## 1.7 Vendor-Extensible Fields

None.



## 2 Structures

### 2.1 Part Enumerations

The following subsections enumerate the parts, content types, source relationships, and part contents used by extensions specified in this document.

#### 2.1.1 Chart Colors

The following table shows the content type and source relationship of a Chart Colors part. <1>

Part components	Value
Content Type	application/vnd.ms-office.chartcolorstyle+xml
Source Relationship	http://schemas.microsoft.com/office/2012/relationships/chartColorStyle

An instance of this part specifies the colors that are used to resolve placeholder colors in an instance of a Chart Style part.

A Chart Colors part MUST be a sibling to a Chart Part ([\[ISO/IEC29500-1:2016\]](#) section 14.2.1).

#### 2.1.2 Chart Style

The following table shows the content type and source relationship of a Chart Style part. <2>

Part components	Value
Content Type	application/vnd.ms-office.chartstyle+xml
Source Relationship	http://schemas.microsoft.com/office/2012/relationships/chartStyle

An instance of this part specifies the formatting properties for all elements on a chart.

A Chart Style part MUST be a sibling to a Chart Part ([\[ISO/IEC29500-1:2016\]](#) section 14.2.1).

#### 2.1.3 Diagram Layout

The following table shows the content type and source relationship of a Diagram Layout part.

Part components	Value
Content Type	application/vnd.ms-office.drawingml.diagramDrawing+xml
Source Relationship	http://schemas.microsoft.com/office/2007/relationships/diagramDrawing

An instance of this part specifies the last successful layout of a diagram.

A Diagram Layout part MUST be the target of an relationship from a WordprocessingML Main Document ([\[ISO/IEC29500-1:2016\]](#) section 11.3.10); a SpreadsheetML Drawings part

([ISO/IEC29500-1:2016] section 12.3.8), PresentationML Handout Master ([ISO/IEC29500-1:2016] section 13.3.3), Notes Master ([ISO/IEC29500-1:2016] section 13.3.4), Notes Slide ([ISO/IEC29500-1:2016] section 13.3.5), Slide ([ISO/IEC29500-1:2016] section 13.3.8), Slide Layout ([ISO/IEC29500-1:2016] section 13.3.9), or Slide Master ([ISO/IEC29500-1:2016] section 13.3.10) part.

A Diagram Data part is permitted to have explicit relationships to an Image Part ([ISO/IEC29500-1:2016] section 15.2.14) and a Hyperlink ([ISO/IEC29500-1:2016] section 15.3).

The content of the Diagram Layout<3> part is **XML**. The root element of this part is [drawing](#).

### 2.1.4 Ink Content Part

The following table shows the content type and source relationship of an Ink Content part.

Part components	Value
Content Type	application/inkml+xml
Source Relationship	http://schemas.openxmlformats.org/officeDocument/2006/relationships/customXml

An instance of this part specifies an **Ink** object.

An Ink Content part **MUST** be the target of an explicit relationship with a Document part containing a **contentPart** element ([\[ISO/IEC29500-1:2016\] section 17.3.3.2](#)), WordprocessingML Drawing **contentPart** ([2.3.1.3](#)) or **lockedCanvas** element ([ISO/IEC29500-1:2016] section 20.3.2.1) with **contentPart** element (2.3.1.3), a Slide part containing a **contentPart** element ([ISO/IEC29500-1:2016] section 19.3.1.14), a Worksheet Drawing part containing a **contentPart** element ([ISO/IEC29500-1:2016] section 20.5.2.12) or SpreadsheetML group **contentPart** element ([2.20.1.1](#)), or a Chart Drawing part containing a **contentPart** element ([2.3.1.4](#)).

The content of the Ink part is **XML** as specified by a subset of syntax and semantics for the Ink Markup Language as specified in [\[InkML\]](#). The following table defines the subset of constructs supported as specified in [\[InkML\]](#). The sections in the first column are references to the sections of [\[InkML\]](#). The second column indicates the level of support for the construct.

InkML Structural Element	Description
<b>ink</b>	The root element of this part <b>MUST</b> be <b>ink</b> , and it <b>MUST</b> be in the <a href="http://www.w3.org/2003/InkML">http://www.w3.org/2003/InkML</a> namespace.
<b>traceFormat</b>	<b>MUST</b> be a child of an <b>inkSource</b> to be recognized. It can be a child of other elements specified in <a href="#">[InkML]</a> , but its presence in elements other than <b>inkSource</b> is ignored and not persisted.
<b>intermittentChannels</b>	Can appear as a child element of <b>traceFormat</b> elements, but is ignored and not persisted.
<b>channel</b>	One or more <b>channel</b> elements <b>MUST</b> appear as child elements of a <b>traceFormat</b> element. The <b>name</b> attribute can be any string, but strings other than the following strings are ignored: X, Y, Z, S, T, SN, F, TP, BP, OTx, OTy, OA, OE, OR, RP, RR, RY, TW, TH, and TC. If the channel type "T" is used, the channel values <b>MUST</b> be integers that represent milliseconds. The <b>orientation</b> attribute can be present, but is ignored.

InkML Structural Element	Description
	<p>The <b>respectTo</b> attribute can be present, but is ignored.</p> <p>The <b>units</b> attribute can be any string, but any value other than the following value is ignored: dev, in, cm, deg, rad, s, lb, and g.</p>
<b>trace</b>	<p>There can be one or more <b>trace</b> elements at the root level of the part, or as child elements of <b>traceGroup</b> elements.</p> <p>The <b>type</b> attribute can be present, but is ignored and not persisted.</p> <p>The <b>continuation</b> attribute can be present, but is ignored and not persisted.</p> <p>The <b>priorRef</b> attribute can be present, but is ignored and not persisted.</p> <p>The <b>contextRef</b> attribute MUST be present and MUST reference the <b>id</b> of a <b>context</b> element defined in this part.</p> <p>The <b>brushRef</b> attribute MUST be present and MUST reference the <b>id</b> of a <b>brush</b> element defined in this part.</p> <p>The <b>duration</b> attribute can be present, but is ignored and not persisted.</p> <p>The <b>timeOffset</b> attribute can be present, but is ignored and not persisted.</p> <p>The contents of a <b>trace</b> element MUST be a string that conforms to the syntax and semantics for the Ink Markup Language as specified in [InkML] section 3.2.1.</p>
<b>traceGroup</b>	<p>There can be one or more <b>traceGroup</b> elements at the root level of the part, or as child elements of other <b>traceGroup</b> elements.</p> <p>The <b>contextRef</b> attribute can be present, but is ignored and not persisted.</p> <p>The <b>brushRef</b> attribute can be present, but is ignored and not persisted.</p> <p>The <b>annotation</b> element can be present as a child element, but is ignored and not persisted.</p> <p>The <b>annotationXML</b> element can be present as a child element. If present, it MUST contain an <b>emma:emma</b> element conforming to the format described in the following section on the Extensible MultiModal Annotation markup language (EMMA) as specified in the [EMMA] specification. Any other content is ignored and not persisted.</p>
<b>traceView</b>	<p>The <b>traceView</b> element can be present, but is ignored and not persisted.</p>
<b>context</b>	<p>MUST be a child of a <b>definitions</b> element to be recognized. It can be a child of other elements, but its presence in elements other than <b>definitions</b> is ignored and not persisted.</p> <p>The <b>contextRef</b> attribute can be present, but is ignored and not persisted.</p> <p>The <b>canvasRef</b> attribute can be present, but is ignored and not persisted.</p> <p>The <b>canvasTransformRef</b> attribute can be present, but is ignored and not persisted.</p>

InkML Structural Element	Description
	<p>The <b>traceFormatRef</b> attribute can be present, but is ignored and not persisted.</p> <p>The <b>inkSourceRef</b> attribute can be present, but is ignored and not persisted.</p> <p>The <b>brushRef</b> attribute can be present, but is ignored and not persisted.</p> <p>The <b>timestampRef</b> attribute can be present, but is ignored and not persisted.</p> <p>The <b>canvas</b> element can be present as a child element, but is ignored and not persisted.</p> <p>The <b>canvasTransform</b> element can be present as a child element, but is ignored and not persisted.</p> <p>The <b>timestamp</b> element can be present as a child element, but is ignored and not persisted.</p>
<b>inkSource</b>	The <b>xml:id</b> attribute MUST be present.
<b>sampleRate</b>	Can be present as a child element, but is ignored and not persisted.
<b>latency</b>	Can be present as a child element, but is ignored and not persisted.
<b>activeArea</b>	Can be present as a child element, but is ignored and not persisted.
<b>srcProperty</b>	Can be present as a child element, but is ignored and not persisted.
<b>channelProperties</b>	The <b>channelProperties</b> element is optional and can contain zero or more <b>channelProperty</b> elements. If absent, default properties are used that vary depending on the operating system and device drivers present. Can be present as a child element.
<b>channelProperty</b>	<p>The <b>channelProperty</b> element is optional and specifies properties of a given channel. If absent, default properties are used that vary depending on the operating system and device drivers present. Can appear as a child of <b>channelProperties</b> elements.</p> <p>The <b>channel</b> attribute MUST specify a channel previously defined in a <b>traceFormat</b>.</p> <p>The <b>name</b> attribute can contain any name, but only the value "resolution" is regarded and persisted. All other values are ignored and not persisted.</p>
<b>brush</b>	Can have a <b>brushRef</b> attribute, but it is ignored and not persisted.
<b>brushProperty</b>	<p>The <b>brushProperty</b> element MUST have a <b>name</b> attribute. The value of name can be any string, but only the values width, height, color, transparency, tip, rasterOp, antiAliased, fitToCurve, and ignorePressure are used. Any other value causes the <b>brushProperty</b> element to be ignored.</p> <p>The optional <b>value</b> and <b>units</b> attributes MUST conform to certain parameters depending on the <b>name</b> attribute value. If the <b>value</b> or <b>units</b> values do not conform to the following list, then a default value/unit is used.</p>

InkML Structural Element	Description
	<p><b>width</b> Width of the brush.</p> <p>The <b>value</b> attribute MUST be an xsd:decimal, and the <b>units</b> attribute MUST be a length unit as specified in [InkML] section 6.4.</p> <p>Default is .053 cm.</p> <p><b>height</b> Height of the brush.</p> <p>The <b>value</b> attribute MUST be an xsd:decimal, and the <b>units</b> attribute MUST be a length unit as specified in [InkML] section 6.4.</p> <p>Default is .001 cm.</p> <p><b>color</b> Color of brush in RGB.</p> <p>The <b>value</b> attribute MUST be a string that begins with a '#' character followed by six hexadecimal digits. The <b>units</b> attribute MUST NOT be present.</p> <p>Default is #000000.</p> <p><b>transparency</b> Transparency of brush.</p> <p>The <b>value</b> attribute MUST be an xsd:int in the range of 0-255. The <b>units</b> attribute MUST NOT be present.</p> <p>Default is 0.</p> <p><b>tip</b> The type of pen tip.</p> <p>The <b>value</b> attribute MUST be either ellipse or rectangle. The <b>units</b> attribute MUST NOT be present.</p> <p>Default is <b>ellipse</b>.</p> <p><b>rasterOp</b> A value that defines how the colors of the pen and background interact.</p> <p>The <b>value</b> attribute MUST be black, copyPen, maskNotPen, maskPenNot, maskPen, mergeNotPen, mergePen, mergePenNot, noOperation, not, notCopyPen, notMaskPen, notMergePen, notXOrPen, white or xOrPen. The <b>units</b> attribute MUST NOT be present.</p> <p><b>black</b> specifies a black pen color.</p>

InkML Structural Element	Description
	<p><b>copyPen</b> specifies that the current pen color property is used.</p> <p><b>maskNotPen</b> specifies a combination of the colors are common to both the pen and the inverse of the display.</p> <p><b>maskPenNot</b> specifies a combination of the colors are common to the background color and the inverse of the pen.</p> <p><b>maskPen</b> specifies a combination of the colors common to both the pen and the display.</p> <p><b>mergeNotPen</b> specifies a combination of the display color and the inverse of the pen color.</p> <p><b>mergePen</b> specifies a combination of the pen color and the display color.</p> <p><b>mergePenNot</b> specifies a combination of the pen color and the inverse of the display color.</p> <p><b>noOperation</b> specifies no operation; the output remains unchanged.</p> <p><b>not</b> specifies the inverse of the display color.</p> <p><b>notCopyPen</b> specifies the inverse of copyPen.</p> <p><b>notMaskPen</b> specifies the inverse of maskPen.</p> <p><b>notMergePen</b> specifies the inverse of mergePen.</p> <p><b>notXOrPen</b> specifies an inverse of xOrPen.</p> <p><b>white</b> specifies a white pen color.</p> <p><b>xOrPen</b> specifies a combination of the colors in the pen and in the display color, but not in both.</p> <p>The default value is <b>copyPen</b>, which indicates that the current pen color is used.</p> <p><b>antiAliased</b> A value that indicates if the drawn ink is anti-aliased.</p> <p>The <b>value</b> attribute MUST be a xsd:boolean. The <b>units</b> attribute MUST NOT be present.</p> <p>Default is true.</p> <p><b>fitToCurve</b> A value that indicates if the ink is rendered as a series of curves versus as lines between pen sample points.</p> <p>The <b>value</b> attribute MUST be a xsd:boolean. The <b>units</b> attribute MUST NOT be present.</p> <p>Default is false.</p> <p><b>ignorePressure</b> A value that indicates if pressure from the pen tip is ignored.</p> <p>The <b>value</b> attribute MUST be a xsd:boolean. The <b>units</b> attribute MUST NOT be present.</p>

InkML Structural Element	Description
	Default is false.
<b>timestamp</b>	Can be present, but is ignored and not persisted.
<b>canvas</b>	Can be present, but is ignored and not persisted.
<b>canvasTransform</b>	Can be present, but is ignored and not persisted.
<b>mapping</b>	Can be present, but is ignored and not persisted.
<b>bind</b>	Can be present, but is ignored and not persisted.
<b>table</b>	Can be present, but is ignored and not persisted.
<b>matrix</b>	Can be present, but is ignored and not persisted.
<b>definitions</b>	<p>Can contain child <b>trace</b> elements, but they are ignored and not persisted. The <b>trace</b> element is regarded as a child element of only <b>ink</b> or <b>traceGroup</b> parent elements.</p> <p>Can contain child <b>traceGroup</b> elements, but they are ignored and not persisted. The <b>traceGroup</b> element is regarded as a child element of only <b>ink</b> or other <b>traceGroup</b> parent elements.</p> <p>Can contain child <b>inkSource</b> elements, but they are ignored and not persisted. The <b>inkSource</b> element is regarded as a child element of only <b>context</b> parent elements.</p> <p>Can contain child <b>traceFormat</b> elements, but they are ignored and not persisted. The <b>traceFormat</b> element is regarded as a child element of only <b>inkSource</b> parent elements.</p>
<b>annotation</b>	Can be present, but is ignored and not persisted.
<b>annotationXML</b>	If present as a child element of a <b>traceGroup</b> element, it MUST contain an <b>emma:emma</b> element that conforms to the subset of the EMMA as specified in [EMMA]. Otherwise, it is ignored and not persisted.

The **annotationXML** elements of a **traceGroup** element if present MUST contain XML that conforms to a subset of the EMMA as specified in [EMMA]. The following table defines the subset of constructs that are supported as specified in [EMMA]. The sections in the first column are references to the sections of [EMMA]. The second column indicates the level of support for the construct.

EMMA structural element	Description
Root element: <b>emma:emma</b>	The root element of the part MUST be <b>emma</b> , and it MUST be in the <a href="http://www.w3.org/2003/04/emma">http://www.w3.org/2003/04/emma</a> namespace.
Interpretation element: <b>emma:interpretation</b>	<p>The first child element MUST be an <b>emma:interpretation</b> element, and it MUST contain a <b>context</b> element.</p> <p>The <b>id</b> attribute of the <b>emma:interpretation</b> element can be present. If present, this attribute SHOULD be a <b>GUID</b>. If this attribute is present but</p>

EMMA structural element	Description
	<p>the value is not a GUID, then the attribute is ignored and not round-tripped.</p> <p>The <b>emma:mode</b> attribute MUST be present and MUST be set to "ink".</p>
<b>emma:one-of</b> element	<p>The second child element of <b>emma:emma</b> is an <b>emma:one-of</b> element, it MUST contain one or more <b>emma:interpretation</b> elements, and the child elements MUST be <b>emma:literal</b> elements that contain plain text. The series of literal interpretations specifies the recognized text of the ink object. The order of the <b>emma:interpretation</b> elements MUST be sorted in order of confidence, from highest to lowest.</p> <p>The <b>disjunction-type</b> attribute MUST be present and MUST be set to "recognition".</p>
<b>emma:group</b> element	The <b>emma:emma</b> element can contain an <b>emma:group</b> element, but its contents are ignored and not persisted.
<b>emma:sequence</b> element	The <b>emma:emma</b> element can contain an <b>emma:sequence</b> element, but its contents are ignored and not persisted.
Lattice markup: <b>emma:lattice</b> , <b>emma:arc</b> , and <b>emma:node</b> elements	The <b>emma:interpretation</b> element can contain an <b>emma:lattice</b> element, but its contents are ignored and not persisted.

### 2.1.5 ChartEx

An instance of a ChartEx part that specifies all layout properties for all elements on that chart. The following table shows the content type and source relationship of a Chart part.

Part components	Value
Content Type	application/vnd.ms-office.chartex+xml
Source Relationship	http://schemas.microsoft.com/office/2014/relationships/chartEx

## 2.2 Extensions

This section specifies the elements from the Office Open XML file formats as specified in [\[ISO/IEC29500-1:2016\]](#) that are extended by this format. Either the **Ignorable** attribute ([\[ISO/IEC29500-3:2015\]](#) section 7.2), the **AlternateContent** elements ([\[ISO/IEC29500-3:2015\]](#) section 7.5), or the **extLst** element ([\[ISO/IEC29500-1:2016\]](#) section 20.1.2.2.15, [\[ISO/IEC29500-1:2016\]](#) section 21.2.2.64, or [\[ISO/IEC29500-1:2016\]](#) section 21.4.2.13) MUST be used to maintain compatibility with Office Open XML file formats as specified in [\[ISO/IEC29500-1:2016\]](#).



## 2.2.1 Charts

The **chartspace** element ([\[ISO/IEC29500-1:2016\]](#) section 21.2.2.29) is extended by the addition of an **AlternateContent** child element ([\[ISO/IEC29500-3:2015\]](#) section 7.6, section 7.7), for which the structure is specified in the following table.

AlternateContent components	Child element
Choice: <a href="http://schemas.microsoft.com/office/drawing/2007/8/2/chart">http://schemas.microsoft.com/office/drawing/2007/8/2/chart</a>	<b>style</b>
Fallback	<b>style</b> ( <a href="#">[ISO/IEC29500-1:2016]</a> section 21.2.2.202)

The **extLst** child element ([\[ISO/IEC29500-1:2016\]](#) section 21.2.2.64) of the **ser** element ([\[ISO/IEC29500-1:2016\]](#) section 21.2.2.170) is extended by the addition of an **ext** child element, for which the structure is specified in the following table.

Extension URI	Child element
{6F2FDCE9-48DA-4B69-8628-5D25D57E5C99}	<b>invertSolidFillFmt</b>

The **extLst** child element ([\[ISO/IEC29500-1:2016\]](#) section 21.2.2.64) of the **ser** element ([\[ISO/IEC29500-1:2016\]](#) section 21.2.2.174) is extended by the addition of an **ext** child element, for which the structure is specified in the following table.

Extension URI	Child element
{6F2FDCE9-48DA-4B69-8628-5D25D57E5C99}	<b>invertSolidFillFmt</b>

The **extLst** child element ([\[ISO/IEC29500-1:2016\]](#) section 21.2.2.64) of the **chartspace** element ([\[ISO/IEC29500-1:2016\]](#) section 21.2.2.29) is extended by the addition of an **ext** child element, for which the structure is specified in the following table.

Extension URI	Child element
{781A3756-C4B2-4CAC-9D66-4F8BD8637D16}	<b>pivotOptions</b>

The **extLst** child element ([\[ISO/IEC29500-1:2016\]](#) section 21.2.2.64) of the **chartspace** element ([\[ISO/IEC29500-1:2016\]](#) section 21.2.2.29) is extended by the addition of an **ext** child element, for which the structure is specified in the following table. [<4>](#)

Extension URI	Child element
{723BEF56-08C2-4564-9609-F4CBC75E7E54}	<b>pivotSource</b>

The **extLst** child element ([\[ISO/IEC29500-1:2016\]](#) section 21.2.2.64) of the **dateAx** element ([\[ISO/IEC29500-1:2016\]](#) section 21.2.2.39) is extended by the addition of an **ext** child element, for which the structure is specified in the following table. [<5>](#)

Extension URI	Child element
{F40574EE-89B7-4290-83BB-5DA773EAF853}	<b>numFmt</b>

The **extLst** child element ([\[ISO/IEC29500-1:2016\]](#) section 21.2.2.64) of the **catAx** element ([\[ISO/IEC29500-1:2016\]](#) section 21.2.2.25) is extended by the addition of an **ext** child element, for which the structure is specified in the following table. [<6>](#)

Extension URI	Child element
{F40574EE-89B7-4290-83BB-5DA773EAF853}	numFmt

The **extLst** child element ([ISO/IEC29500-1:2016] section 21.2.2.64) of the **serAx** element ([ISO/IEC29500-1:2016] section 21.2.2.175) is extended by the addition of an **ext** child element, for which the structure is specified in the following table.<7>

Extension URI	Child element
{F40574EE-89B7-4290-83BB-5DA773EAF853}	numFmt

The **extLst** child element ([ISO/IEC29500-1:2016] section 21.2.2.64) of the **strLit** element ([ISO/IEC29500-1:2016] section 21.2.2.200) is extended by the addition of an **ext** child element, for which the structure is specified in the following table.<8>

Extension URI	Child element
{E218EAE0-A670-482B-9A64-EF95B99D9540}	autoCat

The **extLst** child element ([ISO/IEC29500-1:2016] section 21.2.2.64) of the **valAx** element ([ISO/IEC29500-1:2016] section 21.2.2.226) is extended by the addition of an **ext** child element, for which the structure is specified in the following table.<9>

Extension URI	Child element
{F40574EE-89B7-4290-83BB-5DA773EAF853}	numFmt

The **extLst** child element ([ISO/IEC29500-1:2016] section 21.2.2.64) of the **chartspace** element ([ISO/IEC29500-1:2016] section 21.2.2.29) is extended by the addition of an **ext** child element, for which the structure is specified in the following table.<10>

Extension URI	Child element
{E28EC0CA-F0BB-4C9C-879D-F8772B89E7AC}	pivotOptions16

### 2.2.1.1 Filtering

The **extLst** child element ([ISO/IEC29500-1:2016] section 21.2.2.64) of the **ser** element ([ISO/IEC29500-1:2016] section 21.2.2.168) is extended by the addition of an **ext** child element, for which the structure is specified in the following table.<11>

Extension URI	Child element
{02D57815-91ED-43cb-92C2-25804820EDAC}	filteredSeriesTitle
{02D57815-91ED-43cb-92C2-25804820EDAC}	filteredCategoryTitle
{02D57815-91ED-43cb-92C2-25804820EDAC}	categoryFilterExceptions
{02D57815-91ED-43cb-92C2-25804820EDAC}	datalabelsRange

The **extLst** child element ([ISO/IEC29500-1:2016] section 21.2.2.64) of the **ser** element ([ISO/IEC29500-1:2016] section 21.2.2.170) is extended by the addition of an **ext** child element, for which the structure is specified in the following table. <12>

Extension URI	Child element
{02D57815-91ED-43cb-92C2-25804820EDAC}	<b>filteredSeriesTitle</b>
{02D57815-91ED-43cb-92C2-25804820EDAC}	<b>filteredCategoryTitle</b>
{02D57815-91ED-43cb-92C2-25804820EDAC}	<b>categoryFilterExceptions</b>
{02D57815-91ED-43cb-92C2-25804820EDAC}	<b>datalabelsRange</b>

The **extLst** child element ([ISO/IEC29500-1:2016] section 21.2.2.64) of the **ser** element ([ISO/IEC29500-1:2016] section 21.2.2.174) is extended by the addition of an **ext** child element, for which the structure is specified in the following table. <13>

Extension URI	Child element
{02D57815-91ED-43cb-92C2-25804820EDAC}	<b>filteredSeriesTitle</b>
{02D57815-91ED-43cb-92C2-25804820EDAC}	<b>filteredCategoryTitle</b>
{02D57815-91ED-43cb-92C2-25804820EDAC}	<b>categoryFilterExceptions</b>
{02D57815-91ED-43cb-92C2-25804820EDAC}	<b>datalabelsRange</b>

The **extLst** child element ([ISO/IEC29500-1:2016] section 21.2.2.64) of the **ser** element ([ISO/IEC29500-1:2016] section 21.2.2.171) is extended by the addition of an **ext** child element, for which the structure is specified in the following table. <14>

Extension URI	Child element
{02D57815-91ED-43cb-92C2-25804820EDAC}	<b>filteredSeriesTitle</b>
{02D57815-91ED-43cb-92C2-25804820EDAC}	<b>filteredCategoryTitle</b>
{02D57815-91ED-43cb-92C2-25804820EDAC}	<b>categoryFilterExceptions</b>
{02D57815-91ED-43cb-92C2-25804820EDAC}	<b>datalabelsRange</b>

The **extLst** child element ([ISO/IEC29500-1:2016] section 21.2.2.64) of the **ser** element ([ISO/IEC29500-1:2016] section 21.2.2.172) is extended by the addition of an **ext** child element, for which the structure is specified in the following table. <15>

Extension URI	Child element
{02D57815-91ED-43cb-92C2-25804820EDAC}	<b>filteredSeriesTitle</b>
{02D57815-91ED-43cb-92C2-25804820EDAC}	<b>filteredCategoryTitle</b>
{02D57815-91ED-43cb-92C2-25804820EDAC}	<b>categoryFilterExceptions</b>
{02D57815-91ED-43cb-92C2-25804820EDAC}	<b>datalabelsRange</b>

The **extLst** child element ([ISO/IEC29500-1:2016] section 21.2.2.64) of the **ser** element ([ISO/IEC29500-1:2016] section 21.2.2.169) is extended by the addition of an **ext** child element, for which the structure is specified in the following table.<16>

Extension URI	Child element
{02D57815-91ED-43cb-92C2-25804820EDAC}	<b>filteredSeriesTitle</b>
{02D57815-91ED-43cb-92C2-25804820EDAC}	<b>filteredCategoryTitle</b>
{02D57815-91ED-43cb-92C2-25804820EDAC}	<b>categoryFilterExceptions</b>
{02D57815-91ED-43cb-92C2-25804820EDAC}	<b>datalabelsRange</b>

The **extLst** child element ([ISO/IEC29500-1:2016] section 21.2.2.64) of the **ser** element ([ISO/IEC29500-1:2016] section 21.2.2.167) is extended by the addition of an **ext** child element, for which the structure is specified in the following table.<17>

Extension URI	Child element
{02D57815-91ED-43cb-92C2-25804820EDAC}	<b>filteredSeriesTitle</b>
{02D57815-91ED-43cb-92C2-25804820EDAC}	<b>filteredCategoryTitle</b>
{02D57815-91ED-43cb-92C2-25804820EDAC}	<b>categoryFilterExceptions</b>
{02D57815-91ED-43cb-92C2-25804820EDAC}	<b>datalabelsRange</b>

The **extLst** child element ([ISO/IEC29500-1:2016] section 21.2.2.64) of the **ser** element ([ISO/IEC29500-1:2016] section 21.2.2.173) is extended by the addition of an **ext** child element, for which the structure is specified in the following table.<18>

Extension URI	Child element
{02D57815-91ED-43cb-92C2-25804820EDAC}	<b>filteredSeriesTitle</b>
{02D57815-91ED-43cb-92C2-25804820EDAC}	<b>filteredCategoryTitle</b>
{02D57815-91ED-43cb-92C2-25804820EDAC}	<b>categoryFilterExceptions</b>
{02D57815-91ED-43cb-92C2-25804820EDAC}	<b>datalabelsRange</b>

The **extLst** child element ([ISO/IEC29500-1:2016] section 21.2.2.64) of the **lineChart** element ([ISO/IEC29500-1:2016] section 21.2.2.97) is extended by the addition of an **ext** child element, for which the structure is specified in the following table.<19>

Extension URI	Child element
{02D57815-91ED-43cb-92C2-25804820EDAC}	<b>filteredLineSeries</b>

The **extLst** child element ([ISO/IEC29500-1:2016] section 21.2.2.64) of the **line3DChart** element ([ISO/IEC29500-1:2016] section 21.2.2.96) is extended by the addition of an **ext** child element, for which the structure is specified in the following table.<20>

Extension URI	Child element
{02D57815-91ED-43cb-92C2-25804820EDAC}	<b>filteredLineSeries</b>

The **extLst** child element ([ISO/IEC29500-1:2016] section 21.2.2.64) of the **scatterChart** element ([ISO/IEC29500-1:2016] section 21.2.2.161) is extended by the addition of an **ext** child element, for which the structure is specified in the following table. <21>

Extension URI	Child element
{02D57815-91ED-43cb-92C2-25804820EDAC}	<b>filteredScatterSeries</b>

The **extLst** child element ([ISO/IEC29500-1:2016] section 21.2.2.64) of the **radarChart** element ([ISO/IEC29500-1:2016] section 21.2.2.153) is extended by the addition of an **ext** child element, for which the structure is specified in the following table. <22>

Extension URI	Child element
{02D57815-91ED-43cb-92C2-25804820EDAC}	<b>filteredRadarSeries</b>

The **extLst** child element ([ISO/IEC29500-1:2016] section 21.2.2.64) of the **barChart** element ([ISO/IEC29500-1:2016] section 21.2.2.16) is extended by the addition of an **ext** child element, for which the structure is specified in the following table. <23>

Extension URI	Child element
{02D57815-91ED-43cb-92C2-25804820EDAC}	<b>filteredBarSeries</b>

The **extLst** child element ([ISO/IEC29500-1:2016] section 21.2.2.64) of the **bar3DChart** element ([ISO/IEC29500-1:2016] section 21.2.2.15) is extended by the addition of an **ext** child element, for which the structure is specified in the following table. <24>

Extension URI	Child element
{02D57815-91ED-43cb-92C2-25804820EDAC}	<b>filteredBarSeries</b>

The **extLst** child element ([ISO/IEC29500-1:2016] section 21.2.2.64) of the **areaChart** element ([ISO/IEC29500-1:2016] section 21.2.2.5) is extended by the addition of an **ext** child element, for which the structure is specified in the following table. <25>

Extension URI	Child element
{02D57815-91ED-43cb-92C2-25804820EDAC}	<b>filteredAreaSeries</b>

The **extLst** child element ([ISO/IEC29500-1:2016] section 21.2.2.64) of the **area3DChart** element ([ISO/IEC29500-1:2016] section 21.2.2.4) is extended by the addition of an **ext** child element, for which the structure is specified in the following table. <26>

Extension URI	Child element
{02D57815-91ED-43cb-92C2-25804820EDAC}	<b>filteredAreaSeries</b>

The **extLst** child element ([ISO/IEC29500-1:2016] section 21.2.2.64) of the **bubbleChart** element ([ISO/IEC29500-1:2016] section 21.2.2.20) is extended by the addition of an **ext** child element, for which the structure is specified in the following table. <27>

Extension URI	Child element
{02D57815-91ED-43cb-92C2-25804820EDAC}	<b>filteredBubbleSeries</b>

The **extLst** child element ([ISO/IEC29500-1:2016] section 21.2.2.64) of the **surfaceChart** element ([ISO/IEC29500-1:2016] section 21.2.2.204) is extended by the addition of an **ext** child element, for which the structure is specified in the following table. <28>

Extension URI	Child element
{02D57815-91ED-43cb-92C2-25804820EDAC}	<b>filteredSurfaceSeries</b>

The **extLst** child element ([ISO/IEC29500-1:2016] section 21.2.2.64) of the **surface3DChart** element ([ISO/IEC29500-1:2016] section 21.2.2.203) is extended by the addition of an **ext** child element, for which the structure is specified in the following table. <29>

Extension URI	Child element
{02D57815-91ED-43cb-92C2-25804820EDAC}	<b>filteredSurfaceSeries</b>

The **extLst** child element ([ISO/IEC29500-1:2016] section 21.2.2.64) of the **numRef** element ([ISO/IEC29500-1:2016] section 21.2.2.123) is extended by the addition of an **ext** child element, for which the structure is specified in the following table. <30>

Extension URI	Child element
{02D57815-91ED-43cb-92C2-25804820EDAC}	<b>fullRef</b>
{02D57815-91ED-43cb-92C2-25804820EDAC}	<b>levelRef</b>
{02D57815-91ED-43cb-92C2-25804820EDAC}	<b>formulaRef</b>

The **extLst** child element ([ISO/IEC29500-1:2016] section 21.2.2.64) of the **strRef** element ([ISO/IEC29500-1:2016] section 21.2.2.201) is extended by the addition of an **ext** child element, for which the structure is specified in the following table. <31>

Extension URI	Child element
{02D57815-91ED-43cb-92C2-25804820EDAC}	<b>fullRef</b>
{02D57815-91ED-43cb-92C2-25804820EDAC}	<b>levelRef</b>
{02D57815-91ED-43cb-92C2-25804820EDAC}	<b>formulaRef</b>

The **extLst** child element ([ISO/IEC29500-1:2016] section 21.2.2.64) of the **multiLvIStrRef** element ([ISO/IEC29500-1:2016] section 21.2.2.115) is extended by the addition of an **ext** child element, for which the structure is specified in the following table. <32>

Extension URI	Child element
{02D57815-91ED-43cb-92C2-25804820EDAC}	<b>fullRef</b>
{02D57815-91ED-43cb-92C2-25804820EDAC}	<b>levelRef</b>
{02D57815-91ED-43cb-92C2-25804820EDAC}	<b>formulaRef</b>

### 2.2.1.2 Datalabels

The **extLst** child element ([ISO/IEC29500-1:2016] section 21.2.2.64) of the **dLbIs** element ([ISO/IEC29500-1:2016] section 21.2.2.49) is extended by the addition of an **ext** child element, for which the structure is specified in the following table. <33>

Extension URI	Child element
{CE6537A1-D6FC-4f65-9D91-7224C49458BB}	<b>showLeaderLines</b>
{CE6537A1-D6FC-4f65-9D91-7224C49458BB}	<b>leaderLines</b>
{CE6537A1-D6FC-4f65-9D91-7224C49458BB}	<b>tx</b>
{CE6537A1-D6FC-4f65-9D91-7224C49458BB}	<b>dIblFieldTable</b>
{CE6537A1-D6FC-4f65-9D91-7224C49458BB}	<b>showDataLabelsRange</b>
{CE6537A1-D6FC-4f65-9D91-7224C49458BB}	<b>spPr</b>
{CE6537A1-D6FC-4f65-9D91-7224C49458BB}	<b>layout</b>

### 2.2.1.3 Datalabel

The **extLst** child element ([ISO/IEC29500-1:2016] section 21.2.2.64) of the **dLbl** element ([ISO/IEC29500-1:2016] section 21.2.2.47) is extended by the addition of an **ext** child element, for which the structure is specified in the following table. <34>

Extension URI	Child element
{CE6537A1-D6FC-4f65-9D91-7224C49458BB}	<b>dIblFieldTable</b>
{CE6537A1-D6FC-4f65-9D91-7224C49458BB}	<b>xForSave</b>
{CE6537A1-D6FC-4f65-9D91-7224C49458BB}	<b>showDataLabelsRange</b>
{CE6537A1-D6FC-4f65-9D91-7224C49458BB}	<b>spPr</b>
{CE6537A1-D6FC-4f65-9D91-7224C49458BB}	<b>layout</b>

## 2.2.2 Content Parts and Ink

An **ink** object can exist as a content part referenced by a **contentPart** element. See [2.1.4](#) for the syntax of the ink content part.

A **contentPart** element is specified in [\[ISO/IEC29500-1:2016\]](#) as an element in a WordprocessingML document ([\[ISO/IEC29500-1:2016\]](#) section 17.3.3.2), an element in a PresentationML slide ([\[ISO/IEC29500-1:2016\]](#) section 19.3.1.14), or an element in a SpreadsheetML drawing ([\[ISO/IEC29500-1:2016\]](#) section 20.5.2.12).

The following extensions define additional **contentPart** elements.

The DrawingML **grpSp** element ([\[ISO/IEC29500-1:2016\]](#) section 20.1.2.2.20) and **lockedCanvas** element ([\[ISO/IEC29500-1:2016\]](#) section 20.3.2.1) are extended by the addition of **AlternateContent** child elements ([\[ISO/IEC29500-3:2015\]](#) section 7.5), for which the structure is specified in the following table.

AlternateContent components	Child element
Choice: <a href="http://schemas.microsoft.com/office/drawing/2010/main">http://schemas.microsoft.com/office/drawing/2010/main</a>	<b>contentPart</b>
Fallback	<b>sp</b> ( <a href="#">[ISO/IEC29500-1:2016]</a> section 20.1.2.2.33)

The SpreadsheetML **grpSp** element ([\[ISO/IEC29500-1:2016\]](#) section 20.5.2.17) is extended by the addition of an **AlternateContent** child element, for which the structure is specified in the following table:

AlternateContent components	Child element
Choice: <a href="http://schemas.microsoft.com/office/excel/2010/spreadsheetDrawing">http://schemas.microsoft.com/office/excel/2010/spreadsheetDrawing</a>	<b>contentPart</b>
Fallback	<b>sp</b> ( <a href="#">[ISO/IEC29500-1:2016]</a> section 20.5.2.29)

The WordprocessingML **contentPart** is an optional child of **CT\_WordprocessingCanvas** (**wpc**), and **CT\_WordprocessingGroup** (**grpSp**, **wgp**), or as a child of **graphicData** ([\[ISO/IEC29500-1:2016\]](#) section 20.1.2.2.17) as specified in [2.2.7.6](#).

The PresentationML **contentPart** ([\[ISO/IEC29500-1:2016\]](#) section 19.3.1.14) is an optional child element of **CT\_GroupShape** (**grpSp**, **spTree** ([\[ISO/IEC29500-1:2016\]](#) sections 19.3.1.22 and 19.3.1.45).

## 2.2.3 Pictures

The **extLst** child element of the **binary large image or picture (BLIP)** element ([\[ISO/IEC29500-1:2016\]](#) section 20.1.8.13) is extended by the addition of **ext** child elements, for which the structure is specified in the following table.

Extension URI	Child element
<a href="http://schemas.microsoft.com/office/drawing/2010/main">http://schemas.microsoft.com/office/drawing/2010/main</a>	<b>imgProps</b>
<a href="http://schemas.microsoft.com/office/drawing/2010/main">http://schemas.microsoft.com/office/drawing/2010/main</a>	<b>useLocalDpi</b>



## 2.2.4 Diagrams

### 2.2.4.1 Diagram Layout

The **extLst** child element of the **dataModel** element ([\[ISO/IEC29500-1:2016\]](#) section 21.4.2.10) is extended by the addition of **ext** child elements, for which the structure is specified in the following table.

Extension URI	Child element
<a href="http://schemas.microsoft.com/office/drawing/2008/diagram">http://schemas.microsoft.com/office/drawing/2008/diagram</a>	<b>dataModelExt</b>

### 2.2.4.2 Image Recoloring

The **extLst** child element of the **dataModel** element ([\[ISO/IEC29500-1:2016\]](#) section 21.4.2.10) is extended by the addition of **ext** child elements, for which the structure is specified in the following table.

Extension URI	Child element
{C62137D5-CB1D-491b-B009-E17868A290BF}	<b>recolorImg</b>

### 2.2.4.3 Non-Visual Drawing Properties

The **extLst** child element of the **dataModel** element ([\[ISO/IEC29500-1:2016\]](#) section 21.4.2.10) is extended by the addition of **ext** child elements, for which the structure is specified in the following table. [<35>](#)

Extension URI	Child element
{E40237B7-FDA0-4F09-8148-C483321AD2D9}	<b>cNvPr</b>

## 2.2.5 Math

Each of the objects added to DrawingML documents MUST be contained by other instances of extensions or MUST make use of extensibility mechanisms from Office Open XML file formats. For compatibility with existing Office Open XML file formats implementations, all of the extensions are integrated into DrawingML through the use of **AlternateContent** elements as specified in [\[ISO/IEC29500-3:2015\]](#) section 7.5.

AlternateContent components	Child elements
Choice: <a href="http://schemas.microsoft.com/office/drawing/2010/main">http://schemas.microsoft.com/office/drawing/2010/main</a>	<b>m</b>
Fallback	<b>p:sp, p:graphicFrame, xdr:sp. or cdr:sp</b>

The **p:sp** element is specified in [\[ISO/IEC29500-1:2016\]](#) section 19.3.1.43, **p:graphicFrame** is specified in [\[ISO/IEC29500-1:2016\]](#) section 19.3.1.21, **xdr:sp** is specified in [\[ISO/IEC29500-1:2016\]](#) section 20.5.2.29, and **cdr:sp** is specified in [\[ISO/IEC29500-1:2016\]](#) section 21.3.2.22.

Content of the **m** element is specified by DrawingML ([\[ISO/IEC29500-1:2016\]](#) section 20.1) and the mathematics **OMML** ([\[ISO/IEC29500-1:2016\]](#) section 22.1), except as restricted and modified by the following table.

Element	Description
WordprocessingML child elements	MUST NOT appear in this extension.
<b>cGp</b>	MUST NOT appear in this extension.
<b>cGpRule</b>	MUST NOT appear in this extension.
<b>cSp</b>	MUST NOT appear in this extension.
<b>eqArrPr</b>	The child elements <b>rSp</b> ( <a href="#">[ISO/IEC29500-1:2016]</a> section 22.1.2.92) and <b>rSpRule</b> ( <a href="#">[ISO/IEC29500-1:2016]</a> section 22.1.2.93) MUST NOT appear as child elements of <b>eqArrPr</b> .
<b>mathFont</b>	Font substitution in the context of this extension conforms to the Office Open XML file formats as specified in <a href="#">[ISO/IEC29500-1:2016]</a> section 21.1.2.5.
<b>mathPr</b>	The direct child element of the <b>m</b> element in the context of presentation properties MUST be <b>mathPr</b> ( <a href="#">[ISO/IEC29500-1:2016]</a> section 22.1.2.62). Such a <b>mathPr</b> MUST only contain <b>brkBin</b> ( <a href="#">[ISO/IEC29500-1:2016]</a> section 22.1.2.16) and <b>brkBinSub</b> ( <a href="#">[ISO/IEC29500-1:2016]</a> section 22.1.2.17).
<b>mcJc</b>	MUST NOT appear in this extension.
<b>mcPr</b>	The <b>mcJc</b> element ( <a href="#">[ISO/IEC29500-1:2016]</a> section 22.1.2.65) is not permitted as a child of this element.
<b>mPr</b>	The following are not permitted as child elements of <b>mPr</b> in this extension and MUST NOT appear: <b>cGp</b> ( <a href="#">[ISO/IEC29500-1:2016]</a> section 22.1.2.18), <b>cGpRule</b> ( <a href="#">[ISO/IEC29500-1:2016]</a> section 22.1.2.19), <b>cSp</b> ( <a href="#">[ISO/IEC29500-1:2016]</a> section 22.1.2.22), <b>rSp</b> ( <a href="#">[ISO/IEC29500-1:2016]</a> section 22.1.2.92), and <b>rSpRule</b> ( <a href="#">[ISO/IEC29500-1:2016]</a> section 22.1.2.93).
<b>oMath</b>	The direct child element of the <b>m</b> element in the context of a paragraph MUST be either <b>oMath</b> or <b>oMathPara</b> .
<b>oMathPara</b>	The direct child element of the <b>m</b> element in the context of a paragraph MUST be either <b>oMath</b> or <b>oMathPara</b> . Only one justification style is permitted per containing text paragraph. All but the first <b>jc</b> values of each <b>oMathPara</b> , are ignored.
<b>r</b>	The <b>rPr</b> element ( <a href="#">[ISO/IEC29500-1:2016]</a> section 21.1.2.3.9) is not required, and the <b>t</b> element ( <a href="#">[ISO/IEC29500-1:2016]</a> section 21.1.2.3.11) MUST appear as child elements of <b>m:r</b> .
<b>rSp</b>	MUST NOT appear in this extension.

Element	Description
rSpRule	MUST NOT appear in this extension.

## 2.2.6 SpreadsheetML Drawing

### 2.2.6.1 Camera Tool

The **extLst** child element of the **nvPicPr** element ([\[ISO/IEC29500-1:2016\]](#) section 20.5.2.22) is extended by the addition of **ext** child elements, for which the structure is specified in the following table.

Extension URI	Child element
{84589F7E-364E-4c9e-8A38-B11213B215E9}	cameraTool

The **twoCellAnchor** element ([\[ISO/IEC29500-1:2016\]](#) section 20.5.2.33), **oneCellAnchor** element ([\[ISO/IEC29500-1:2016\]](#) section 20.5.2.24), **absoluteAnchor** element ([\[ISO/IEC29500-1:2016\]](#) section 20.5.2.1), **pic** element ([\[ISO/IEC29500-1:2016\]](#) section 20.5.2.25), or **grpSp** element ([\[ISO/IEC29500-1:2016\]](#) section 20.5.2.17) are extended by the addition of an **AlternateContent** child element ([\[ISO/IEC29500-3:2015\]](#) section 7.5), for which the structure is specified in the following table.

AlternateContent components	Child elements
Choice: http://schemas.microsoft.com/office/drawing/2010/main	cameraTool
Choice structure:  <pre> &lt;wsDr&gt;   &lt;twoCellAnchor&gt; or &lt;oneCellAnchor&gt; or &lt;absoluteAnchor&gt;   &lt;grpSp&gt; - if inside a group   &lt;pic&gt;     &lt;nvPicPr&gt;       &lt;cNvPicPr&gt;         &lt;extLst&gt;           &lt;ext&gt;             &lt;cameraTool&gt;             ...           </pre>	
Fallback	Empty

The **wsDr** element is specified in [\[ISO/IEC29500-1:2016\]](#) section 20.5.2.35, **nvPicPr** is specified in [\[ISO/IEC29500-1:2016\]](#) section 20.5.2.22, and **cNvPicPr** is specified in [\[ISO/IEC29500-1:2016\]](#) section 20.5.2.7.

### 2.2.6.2 Legacy Object Wrapper

The **extLst** child element of the **cNvPr** element ([\[ISO/IEC29500-1:2016\]](#) section 20.5.2.8) is extended by the addition of **ext** child elements, for which the structure is specified in the following table.

Extension URI	Child element
{63B3BB69-23CF-44e3-9099-C40C66FF867C}	<b>compatExt</b>

The **twoCellAnchor** element ([ISO/IEC29500-1:2016] section 20.5.2.33), **oneCellAnchor** element ([ISO/IEC29500-1:2016] section 20.5.2.24), **absoluteAnchor** element ([ISO/IEC29500-1:2016] section 20.5.2.1), **sp** element ([ISO/IEC29500-1:2016] section 20.5.2.29), or **grpSp** element ([ISO/IEC29500-1:2016] section 20.5.2.17) are extended by the addition of an **AlternateContent** child element ([\[ISO/IEC29500-3:2015\]](#) section 7.5), for which the structure is specified in the following table.

AlternateContent components	Child elements
Choice: http://schemas.microsoft.com/office/drawing/2010/main	<b>compatExt</b>
Choice structure: <pre>&lt;wsdr&gt;   &lt;twoCellAnchor&gt; or &lt;oneCellAnchor&gt; or &lt;absoluteAnchor&gt;   &lt;grpSp&gt; - if inside a group   &lt;sp&gt;     &lt;nvSpPr&gt;       &lt;cNvPr&gt;         &lt;extLst&gt;           &lt;ext&gt;             &lt;compatExt&gt;             ...           &lt;/ext&gt;         &lt;/cNvPr&gt;       &lt;/nvSpPr&gt;     &lt;/sp&gt;   &lt;/grpSp&gt; &lt;/twoCellAnchor&gt; or &lt;/oneCellAnchor&gt; or &lt;/absoluteAnchor&gt; &lt;/wsdr&gt;</pre>	
Fallback	Empty

The **wsDr** element is specified in [ISO/IEC29500-1:2016] section 20.5.2.35, **nvSpPr** is specified in [ISO/IEC29500-1:2016] section 20.5.2.23, and **cNvPr** is specified in [ISO/IEC29500-1:2016] section 20.5.2.8.

## 2.2.7 WordprocessingML Drawing

Each of the objects added to WordprocessingML documents MUST be contained by other instances of extensions or MUST make use of extensibility mechanisms from Office Open XML file formats. For compatibility with existing Office Open XML file format implementations, all extensions are integrated into WordprocessingML through the use of **AlternateContent** elements as specified in [\[ISO/IEC29500-3:2015\]](#) section 7.5.

In all cases, the **AlternateContent** element MUST have only a single **Choice** element as specified in [ISO/IEC29500-3:2015] section 7.6 and a single **Fallback** element as specified in [ISO/IEC29500-3:2015] section 7.7 as child elements.

The parent element of the **AlternateContent** element MUST be an **r** (Text Run) element as specified in [\[ISO/IEC29500-1:2016\]](#) section 17.3.2.25.

The following sections associate the URIs used to indicate each **Choice** element with the URIs used in the descendent **graphicData** element, the contents of the **graphicData** (Graphic Object Data) element and the contents of the **Fallback** element as specified in [ISO/IEC29500-1:2016] section 20.1.2.2.17,. In all cases, the value of the **uri** attribute of the **graphicData** element MUST match the value of the URI of the ancestor **Choice** element.

Although the URI for the **Requires** attributes of the **Choice** element is specified in the following sections, the **Requires** attributes MUST evaluate to a prefix that resolves to the specified URI. The **Requires** attributes MUST NOT evaluate to the URI itself.

### 2.2.7.1 ActiveX and OLE Objects

This section specifies how the [CT\\_ObjectPr](#) type and [objectPr](#) are integrated into the Office Open XML file formats. [<36>](#)

AlternateContent components	Child elements
Choice: urn:schemas-microsoft-com:vml	<b>Object</b> ( <a href="#">[ISO/IEC29500-1:2016]</a> ) section 17.3.3.19
Choice structure:  <pre>&lt;w:object&gt;   &lt;v: ... &gt;   ...</pre>	
Fallback (no VML)	<b>Object</b> ( <a href="#">[ISO/IEC29500-1:2016]</a> ) section 17.3.3.19
Fallback structure:  <pre>&lt;w:object&gt;   &lt;w:drawing&gt;   ...   &lt;a:graphic xmlns:a="http://purl.oclc.org/ooxml/drawingml/main"     &lt;a:graphicData uri="http://purl.oclc.org/ooxml/drawingml/picture"&gt;       &lt;pic:pic xmlns:pic="http://purl.oclc.org/ooxml/drawingml/picture"&gt;         &lt;pic:nvPicPr&gt;           &lt;pic:cNvPicPr&gt;             &lt;a:extLst&gt;               &lt;a:ext&gt;                 &lt;a15:objectPr .../&gt;</pre>	

The **drawing** element is specified in [\[ISO/IEC29500-1:2016\]](#) section 17.3.3.9, **graphic** is specified in [\[ISO/IEC29500-1:2016\]](#) section 20.1.2.2.16, **graphicData** is specified in [\[ISO/IEC29500-1:2016\]](#) section 20.1.2.2.17, **pic** is specified in [\[ISO/IEC29500-1:2016\]](#) section 19.3.1.37, and **nvPicPr** is specified in [\[ISO/IEC29500-1:2016\]](#) section 19.3.1.32.

The **extLst** child element ([\[ISO/IEC29500-1:2016\]](#) section 21.2.2.64) of the **cNvPicPr** element ([\[ISO/IEC29500-1:2016\]](#) section 19.3.1.11) is extended by the addition of an **ext** child element, for which the structure is specified in the following table.

Extension URI	Child element
{837473B0-CC2E-450a-ABE3-18F120FF3D37}	<b>objectPr</b>

### 2.2.7.2 Background Fill

This section specifies how the [CT\\_BackgroundPr](#) type and [backgroundPr](#) are integrated into the Office Open XML file formats. [<37>](#)

AlternateContent components	Child elements
Choice: urn:schemas-microsoft-com:vml	<b>background</b> ( <a href="#">[ISO/IEC29500-4:2016]</a> ) section 19.1.2.2
Choice structure:  <pre>&lt;v:background ...&gt;   &lt;v: ... &gt;</pre>	
Fallback (no VML)	<b>drawing</b> ( <a href="#">[ISO/IEC29500-1:2016]</a> ) section 17.3.3.9
Fallback structure:  <pre>&lt;w:drawing&gt;   &lt;wp:inline ...&gt;     ...     &lt;wp:docPr ...&gt;       &lt;a:extLst xmlns:a="http://purl.oclc.org/ooxml/drawingml/main"&gt;         &lt;a:ext&gt;           &lt;a15:backgroundPr             xmlns:a15="http://schemas.microsoft.com/office/drawing/2012/main" .../&gt;</pre>	

The **drawing** element is specified in [\[ISO/IEC29500-1:2016\]](#) section 17.3.3.9, **inline** is specified in [\[ISO/IEC29500-1:2016\]](#) section 20.4.2.8.

The **extLst** child element ([\[ISO/IEC29500-1:2016\]](#) section 21.2.2.64) of the **docPr** element ([\[ISO/IEC29500-1:2016\]](#) section 20.4.2.5) is extended by the addition of an **ext** child element, for which the structure is specified in the following table.

Extension URI	Child element
{A998136B-4AC2-44c3-8CCF-79AB77ABDD1D}	<b>backgroundPr</b>

### 2.2.7.3 DrawingML Shapes in WordprocessingML

This section specifies how the **CT\_WordprocessingShape** type and **wsp** element are integrated into the Office Open XML file formats.

AlternateContent components	Child elements
Choice:	<b>wsp</b>

AlternateContent components	Child elements
<a href="http://schemas.microsoft.com/office/word/2010/wordprocessingShape">http://schemas.microsoft.com/office/word/2010/wordprocessingShape</a>	
Choice structure: <pre> &lt;drawing&gt;   &lt;anchor&gt; or &lt;inline&gt;     &lt;graphic&gt;       &lt;graphicData uri="http://schemas.microsoft.com/office/word/2010/wordprocessingShape"&gt;         &lt;wsp&gt;           ...           </pre>	
Fallback	<b>pict</b> (VML Object) ( <a href="#">[ISO/IEC29500-4:2016]</a> section 14.3.2.2)

The **drawing** element is specified in [\[ISO/IEC29500-1:2016\]](#) section 17.3.3.9, **anchor** is specified in [\[ISO/IEC29500-1:2016\]](#) section 20.4.2.3, **inline** is specified in [\[ISO/IEC29500-1:2016\]](#) section 20.4.2.8, **graphic** is specified in [\[ISO/IEC29500-1:2016\]](#) section 20.1.2.2.16, and **graphicData** is specified in [\[ISO/IEC29500-1:2016\]](#) section 20.1.2.2.17.

#### 2.2.7.4 DrawingML Groups in WordprocessingML

This section specifies how the **CT\_WordprocessingGroup** type and the **wgp** element are integrated into [\[ISO/IEC29500-1:2016\]](#).

AlternateContent components	Child elements
Choice: <a href="http://schemas.microsoft.com/office/word/2010/wordprocessingGroup">http://schemas.microsoft.com/office/word/2010/wordprocessingGroup</a>	<b>wgp</b>
Choice structure: <pre> &lt;drawing&gt;   &lt;anchor&gt; or &lt;inline&gt;     &lt;graphic&gt;       &lt;graphicData uri="http://schemas.microsoft.com/office/word/2010/wordprocessingGroup"&gt;         &lt;wgp&gt;           ...           </pre>	
Fallback	<a href="#">[ISO/IEC29500-4:2016]</a> section 14.3.2.2 pict (VML Object)

The **drawing** element is specified in [\[ISO/IEC29500-1:2016\]](#) section 17.3.3.9, **anchor** is specified in [\[ISO/IEC29500-1:2016\]](#) section 20.4.2.3, **inline** is specified in [\[ISO/IEC29500-1:2016\]](#) section 20.4.2.8, **graphic** is specified in [\[ISO/IEC29500-1:2016\]](#) section 20.1.2.2.16, and **graphicData** is specified in [\[ISO/IEC29500-1:2016\]](#) section 20.1.2.2.17.

### 2.2.7.5 DrawingML Canvases in WordprocessingML

This section specifies how the **CT\_WordprocessingCanvas** type and **wpc** element integrate into the Office Open XML file formats.

AlternateContent components	Child elements
Choice: http://schemas.microsoft.com/office/word/2010/wordprocessingCanvas	<b>wpc</b>
Choice structure: <pre>&lt;drawing&gt;   &lt;anchor&gt; or &lt;inline&gt;     &lt;graphic&gt;       &lt;graphicData         uri="http://schemas.microsoft.com/office/word/2010/wordprocessingCanvas"&gt;         &lt;wpc&gt;           ...         &lt;/wpc&gt;       &lt;/graphicData&gt;     &lt;/graphic&gt;   &lt;/anchor&gt; or &lt;/inline&gt; &lt;/drawing&gt;</pre>	
Fallback	<b>pict</b> (VML Object) ( <a href="#">[ISO/IEC29500-4:2016]</a> section 14.3.2.2)

The **drawing** element is specified in [\[ISO/IEC29500-1:2016\]](#) section 17.3.3.9, **anchor** is specified in [\[ISO/IEC29500-1:2016\]](#) section 20.4.2.3, **inline** is specified in [\[ISO/IEC29500-1:2016\]](#) section 20.4.2.8, **graphic** is specified in [\[ISO/IEC29500-1:2016\]](#) section 20.1.2.2.16, and **graphicData** is specified in [\[ISO/IEC29500-1:2016\]](#) section 20.1.2.2.17.

### 2.2.7.6 DrawingML Content Parts in WordprocessingML

This section specifies how the **CT\_WordContentPart** type and **contentPart** element integrate into Office Open XML file formats.

AlternateContent components	Child elements
Choice: http://schemas.microsoft.com/office/word/2010/wordprocessingInk	<b>contentPart</b>
Choice structure: <pre>&lt;drawing&gt;   &lt;anchor&gt; or &lt;inline&gt;     &lt;graphic&gt;       &lt;graphicData uri="http://schemas.microsoft.com/office/word/2010/wordprocessingInk"&gt;         &lt;contentPart&gt;           ...         &lt;/contentPart&gt;       &lt;/graphicData&gt;     &lt;/graphic&gt;   &lt;/anchor&gt; or &lt;/inline&gt; &lt;/drawing&gt;</pre>	
Fallback	<b>pict</b> (VML Object) ( <a href="#">[ISO/IEC29500-4:2016]</a> section 14.3.2.2)

The **drawing** element is specified in [\[ISO/IEC29500-1:2016\]](#) section 17.3.3.9, **anchor** is specified in [\[ISO/IEC29500-1:2016\]](#) section 20.4.2.3, **inline** is specified in [\[ISO/IEC29500-1:2016\]](#) section



20.4.2.8, **graphic** is specified in [ISO/IEC29500-1:2016] section 20.1.2.2.16, and **graphicData** is specified in [ISO/IEC29500-1:2016] section 20.1.2.2.17.

## 2.2.8 Themes

The **extLst** child element of the theme (**Theme**) element ([ISO/IEC29500-1:2016] section 20.1.6.9) is extended by the addition of **ext** child elements, for which the structure is specified in the following table.

Extension URI	Child element
http://schemas.microsoft.com/office/thememl/2012/main	<b>themeFamily</b>

## 2.2.9 Legacy Objects

### 2.2.9.1 Legacy Groups

This section specifies how the [CT\\_NonVisualGroupProps](#) type and [nonVisualGroupProps](#) are integrated into the Office Open XML file formats. <38>

AlternateContent components	Child elements
Choice: urn:schemas-microsoft-com:vml	<b>Object</b> ([ISO/IEC29500-1:2016] section 17.3.3.19)
Choice structure: <pre>&lt;w:object&gt;   &lt;v: ... &gt;   ...</pre>	
Fallback (no VML)	<b>Object</b> ([ISO/IEC29500-1:2016] section 17.3.3.19)
Fallback structure: <pre>&lt;w:object&gt;   &lt;w:drawing&gt;   ...   &lt;a:graphic xmlns:a="http://purl.oclc.org/ooxml/drawingml/main"     &lt;a:graphicData uri="http://purl.oclc.org/ooxml/drawingml/picture"&gt;       &lt;wpg:wpg&gt;         &lt;wpg:cNvGrpSpPr&gt;         ...         &lt;a:extLst&gt;           &lt;a:ext&gt;             &lt;a15:nonVisualGroupProps</pre>	

AlternateContent components	Child elements
xmlns:a15="http://schemas.microsoft.com/office/drawing/2012/main" .../>	

The **drawing** element is specified in [ISO/IEC29500-1:2016] section 17.3.3.9, **graphic** is specified in [ISO/IEC29500-1:2016] section 20.1.2.2.16, **graphicData** is specified in [ISO/IEC29500-1:2016] section 20.1.2.2.17, and **wpg:wgp** is an element from [CT\\_WordprocessingCanvas](#). The **extLst** child element ([ISO/IEC29500-1:2016] section 21.2.2.64) of the **cNvGrpSpPr** element ([ISO/IEC29500-1:2016] section 20.5.2.6) is extended by the addition of an **ext** child element, for which the structure is specified in the following table.

Extension URI	Child element
{F59B8463-F414-42e2-B3A4-FFE48DC7170}	<b>nonVisualGroupProps</b>

## 2.2.9.2 Signature Lines

This section specifies how the [CT\\_SignatureLine](#) type and [signatureLine](#) are integrated into the Office Open XML file formats. [<39>](#)

AlternateContent components	Child elements
Choice: urn:schemas-microsoft-com:vml	<b>pict</b> (VML Object) ( <a href="#">[ISO/IEC29500-4:2016]</a> section 14.3.2.2)
Choice structure:  <pre>&lt;w:pict&gt;   &lt;v: ... &gt;   ...</pre>	
Fallback (no VML)	<b>drawing</b> ( <a href="#">[ISO/IEC29500-1:2016]</a> ) section 17.3.3.9
Fallback structure:  <pre>&lt;w:object&gt;   &lt;w:drawing&gt;   ...   &lt;a:graphic xmlns:a="http://purl.oclc.org/ooxml/drawingml/main"     &lt;a:graphicData uri="http://purl.oclc.org/ooxml/drawingml/picture"&gt;       &lt;pic:pic xmlns:pic="http://purl.oclc.org/ooxml/drawingml/picture"&gt;         &lt;pic:nvPicPr&gt;           &lt;pic:cNvPicPr&gt;             &lt;a:extLst&gt;               &lt;a:ext&gt;                 &lt;a15: signatureLine.../&gt;</pre>	

**graphic** is specified in [ISO/IEC29500-1:2016] section 20.1.2.2.16, **graphicData** is specified in [ISO/IEC29500-1:2016] section 20.1.2.2.17, **pic** is specified in [ISO/IEC29500-1:2016] section 19.3.1.37, and **nvPicPr** is specified in [ISO/IEC29500-1:2016] section 19.3.1.32. The **extLst** child element ([ISO/IEC29500-1:2016] section 21.2.2.64) of the **cNvPicPr** element ([ISO/IEC29500-1:2016] section 19.3.1.11) is extended by the addition of an **ext** child element, for which the structure is specified in the following table.

Extension URI	Child element
{F385189D-CB6C-4498-A905-10932F83BE7A}	<b>signatureLine</b>

## 2.2.10 Tables

The **extLst** child element of the **gridCol** element ([ISO/IEC29500-1:2016] section 17.4.16) is extended by the addition of a new **ext** child element ([ISO/IEC29500-1:2016] section 19.2.1.11), whose structure is specified in the following table. <40>

Ext uri	Child element
{9D8B030D-6E8A-4147-A177-3AD203B41FA5}	<b>a16:colId</b> (section <a href="#">2.25.1.1</a> )

The **extLst** child element of the **tr** element ([ISO/IEC29500-1:2016] section 19.2.1.27) is extended by the addition of a new **ext** child element ([ISO/IEC29500-1:2016] section 19.2.1.11), whose structure is specified in the following table. <41>

Ext uri	Child element
{0D108BD9-81ED-4DB2-BD59-A6C34878D82A}	<b>a16:rowId</b> (section section <a href="#">2.25.1.5</a> )

## 2.3 <http://schemas.microsoft.com/office/drawing/2010/main>

### 2.3.1 Elements

#### 2.3.1.1 cameraTool

*Target namespace:* <http://schemas.microsoft.com/office/drawing/2010/main>

A [CT\\_CameraTool](#) element that specifies that a picture, as defined by the **pic** element as specified in [ISO/IEC29500-1:2016] section 20.2.2.5, is a camera object. A camera object is a picture that shows a live view of a cell range in the specified spreadsheet, including any graphic objects contained in the cell range and all formatting applied to the contents of the cell range. Updates to the contents of the cell range are reflected in the camera object. **Shape** properties, such as the position and size of the camera object, are defined by the parent **pic** element. The view of the cell range **MUST** be a rectangle. The view of the cell range **MUST** scale vertically and horizontally to fill the rectangle exactly.

See section [2.2.6.1](#) for information about how this element is integrated with the Open XML file formats.

The following W3C XML Schema ([\[XMLSCHEMA1/2\]](#) section 2.1) fragment specifies the contents of this element.

```
<xsd:element name="cameraTool" type="CT_CameraTool"/>
```

See section [5.1](#) for the full W3C XML Schema ([XMLSCHEMA1/2] section 2.1).

### 2.3.1.2 compatExt

*Target namespace:* <http://schemas.microsoft.com/office/drawing/2010/main>

A [CT\\_CompatExt](#) element that specifies a legacy drawing object. The legacy drawing object MUST be a form **control** or a legacy **OLE** or **ActiveX control** object.

The application can delete this legacy **shape** when loading. [<42>](#)

See section 2.2.6 for how this element integrates with the Open XML file formats -as specified in [\[ISO/IEC29500-1:2016\]](#).

The following W3C XML Schema ([\[XMLSCHEMA1/2\]](#) section 2.1) fragment specifies the contents of this element.

```
<xsd:element name="compatExt" type="CT_CompatExt"/>
```

See section [5.1](#) for the full W3C XML Schema ([XMLSCHEMA1/2] section 2.1).

### 2.3.1.3 contentPart

*Target namespace:* <http://schemas.microsoft.com/office/drawing/2010/main>

A [CT\\_GvmlContentPart](#) element that specifies a reference to XML content in a format not specified by [\[ISO/IEC29500-1:2016\]](#).

This element serves the same purpose as the **contentPart** element in PresentationML ([\[ISO/IEC29500-1:2016\]](#) section 19.3.1.14), but appears as an element in **CT\_GvmlGroupShape** ([\[ISO/IEC29500-1:2016\]](#) section A.4.1).

The following W3C XML Schema ([\[XMLSCHEMA1/2\]](#) section 2.1) fragment specifies the contents of this element.

```
<xsd:element name="contentPart" type="CT_GvmlContentPart"/>
```

See section [5.1](#) for the full W3C XML Schema ([XMLSCHEMA1/2] section 2.1).

### 2.3.1.4 hiddenEffects

*Target namespace:* <http://schemas.microsoft.com/office/drawing/2010/main>

A **CT\_EffectProperties** element ([\[ISO/IEC29500-1:2016\]](#) section A.4.1) that stores the effect information of an object when the effects have been set to invisible. If effects have been set to visible this element is ignored.

The following W3C XML Schema ([\[XMLSCHEMA1/2\]](#) section 2.1) fragment specifies the contents of this element.

```
<xsd:element name="hiddenEffects" type="a:CT_EffectProperties"/>
```

See section [5.1](#) for the full W3C XML Schema ([XMLSCHEMA1/2] section 2.1).

### 2.3.1.5 hiddenFill

*Target namespace:* <http://schemas.microsoft.com/office/drawing/2010/main>

A **CT\_FillProperties** element ([ISO/IEC29500-1:2016] section A.4.1) that stores the fill information of an object when the **shape** fill has been set to invisible. If shape fill has been set to visible this element is ignored.

The following W3C XML Schema ([XMLSCHEMA1/2] section 2.1) fragment specifies the contents of this element.

```
<xsd:element name="hiddenFill" type="a:CT_FillProperties"/>
```

See section [5.1](#) for the full W3C XML Schema ([XMLSCHEMA1/2] section 2.1).

### 2.3.1.6 hiddenLine

*Target namespace:* <http://schemas.microsoft.com/office/drawing/2010/main>

A **CT\_LineProperties** element ([ISO/IEC29500-1:2016] section A.4.1) that stores the line information of an object when the line fill has been set to invisible. If line fill has been set to visible this element is ignored.

The following W3C XML Schema ([XMLSCHEMA1/2] section 2.1) fragment specifies the contents of this element.

```
<xsd:element name="hiddenLine" type="a:CT_LineProperties"/>
```

See section [5.1](#) for the full W3C XML Schema ([XMLSCHEMA1/2] section 2.1).

### 2.3.1.7 hiddenScene3d

*Target namespace:* <http://schemas.microsoft.com/office/drawing/2010/main>

A **CT\_Scene3D** element ([ISO/IEC29500-1:2016] section A.4.1) that stores the 3-D scene information of a scene when the 3-D scene effects have been set to invisible. If the 3-D scene effects have been set to visible this element is ignored.

The following W3C XML Schema ([XMLSCHEMA1/2] section 2.1) fragment specifies the contents of this element.

```
<xsd:element name="hiddenScene3d" type="a:CT_Scene3D"/>
```

See section [5.1](#) for the full W3C XML Schema ([XMLSCHEMA1/2] section 2.1).

### 2.3.1.8 hiddenSp3d

*Target namespace:* <http://schemas.microsoft.com/office/drawing/2010/main>

A **CT\_Shape3D** element ([ISO/IEC29500-1:2016] section A.4.1) that stores the 3-D **shape** information of an object when the 3-D shape effects have been set to invisible. If the 3-D shape effects have been set to visible this element is ignored.

The following W3C XML Schema ([\[XMLSCHEMA1/2\]](#) section 2.1) fragment specifies the contents of this element.

```
<xsd:element name="hiddenSp3d" type="a:CT_Shape3D"/>
```

See section [5.1](#) for the full W3C XML Schema ([\[XMLSCHEMA1/2\]](#) section 2.1).

### 2.3.1.9 **imgProps**

*Target namespace:* <http://schemas.microsoft.com/office/drawing/2010/main>

*Element type:* **CT\_Photo**

*An extension list child element of:* binary large image or picture (BLIP) as specified in [\[ISO/IEC29500-1:2016\]](#) section 20.1.8.13

*Extension list Uri attribute:* {BEB8EAE-BF5A-486c-A8C5-ECC9F3942E4B}

A [CT\\_Photo](#) element that specifies properties that produce the embedded picture in the containing BLIP.

The following W3C XML Schema ([\[XMLSCHEMA1/2\]](#) section 2.1) fragment specifies the contents of this element.

```
<xsd:element name="imgProps" type="CT_Photo"/>
```

See section [5.1](#) for the full W3C XML Schema ([\[XMLSCHEMA1/2\]](#) section 2.1).

### 2.3.1.10 **isCanvas**

*Target namespace:* <http://schemas.microsoft.com/office/drawing/2010/main>

*Element type:* **CT\_IsGvmlCanvas**

*An extension list child element of:* **grpSp (Group shape)** as specified in [\[ISO/IEC29500-1:2016\]](#) section 20.1.2.2.20

*Extension list URI attribute:* {42C33886-CC25-47f2-ACA8-312CCD89CECE}

The **val** attribute of this element MUST be set to TRUE if the containing **grpSp** is a GVML representation of a **drawing canvas** from a word processing application.

The following W3C XML Schema ([\[XMLSCHEMA1/2\]](#) section 2.1) fragment specifies the contents of this element.

```
<xsd:element name="isCanvas" type="CT_IsGvmlCanvas"/>
```

See section [5.1](#) for the full W3C XML Schema ([\[XMLSCHEMA1/2\]](#) section 2.1).

### 2.3.1.11 **m**

*Target namespace:* <http://schemas.microsoft.com/office/drawing/2010/main>

A [CT\\_TextMath](#) element that specifies either math content in a text paragraph (when such an element is used inside of a text paragraph) or document-level math properties container (when it is used in

presentation properties specified by PresentationML). The math content in a text paragraph can be either an inline math zone or a math paragraph.

The following W3C XML Schema ([\[XMLSCHEMA1/2\]](#) section 2.1) fragment specifies the contents of this element.

```
<xsd:element name="m" type="CT_TextMath"/>
```

See section [5.1](#) for the full W3C XML Schema ([\[XMLSCHEMA1/2\]](#) section 2.1).

### 2.3.1.12 shadowObscured

*Target namespace:* <http://schemas.microsoft.com/office/drawing/2010/main>

*Element type:* **CT\_ShadowObscured**

*An extension list child element of:* **spPr** (Shape Properties) as specified in [\[ISO/IEC29500-1:2016\]](#) section 20.2.2.6.

*Extension list URI attribute:* {53640926-AAD7-44d8-BBD7-CCE9431645EC}

A [CT\\_ShadowObscured](#) element that specifies whether a shadow is obscured by a **shape** with no fill.

The following W3C XML Schema ([\[XMLSCHEMA1/2\]](#) section 2.1) fragment specifies the contents of this element.

```
<xsd:element name="shadowObscured" type="CT_ShadowObscured"/>
```

See section [5.1](#) for the full W3C XML Schema ([\[XMLSCHEMA1/2\]](#) section 2.1).

### 2.3.1.13 useLocalDpi

*Target namespace:* <http://schemas.microsoft.com/office/drawing/2010/main>

*Element type:* **CT\_UseLocalDpi**

*An extension list child element of:* **BLIP** as specified in [\[ISO/IEC29500-1:2016\]](#) section 20.1.8.13.

*Extension list URI attribute:* {28A0092B-C50C-407e-A947-70E740481C1C}

A [CT\\_UseLocalDpi](#) element that specifies a flag indicating that the local BLIP compression setting overrides the document default compression setting.

The following W3C XML Schema ([\[XMLSCHEMA1/2\]](#) section 2.1) fragment specifies the contents of this element.

```
<xsd:element name="useLocalDpi" type="CT_UseLocalDpi"/>
```

See section [5.1](#) for the full W3C XML Schema ([\[XMLSCHEMA1/2\]](#) section 2.1).

## 2.3.2 Attributes

### 2.3.2.1 legacySpreadsheetColorIndex

*Target namespace:* <http://schemas.microsoft.com/office/drawing/2010/main>

*Attribute type:* ST\_LegacySpreadsheetColorIndex

*Extension attribute on type:* **srgbClr** (RGB Color Model - Hex Variant) as specified in [\[ISO/IEC29500-1:2016\]](#) section 20.1.2.3.32

To maintain compatibility with implementations of Office Open XML file formats, the namespace prefix of this attribute MUST be specified in an **Ignorable** attribute ( [\[ISO/IEC29500-3:2015\]](#) section 7.2).

This attribute is an index into a color table specified by the **indexedColors** element ([\[ISO/IEC29500-1:2016\]](#) section 18.8.27) defined in a SpreadsheetML document.

When present in the context of a spreadsheet application, this attribute overrides any other color information present under its parent **CT\_SRgbColor** element. This attribute is ignored in all other contexts.

The following W3C XML Schema ([\[XMLSCHEMA1/2\]](#) section 2.1) fragment specifies the contents of this attribute.

```
<xsd:attribute name="legacySpreadsheetColorIndex" type="ST_LegacySpreadsheetColorIndex"/>
```

See section [5.1](#) for the full W3C XML Schema ([\[XMLSCHEMA1/2\]](#) section 2.1).

### 2.3.3 Complex Types

#### 2.3.3.1 CT\_CameraTool

*Target namespace:* <http://schemas.microsoft.com/office/drawing/2010/main>

*Referenced by:* [cameraTool](#)

A complex type that specifies camera tool properties.

*Attributes:*

**cellRange:** An **xsd:string** ([\[XMLSCHEMA2/2\]](#) section 3.2.1) that uses standard cell reference syntax as specified in [\[ISO/IEC29500-1:2016\]](#) section 18.17.2.3. This specifies the cell range of the camera tool. The cell range MUST use the A1 style reference, instead of the R1C1 reference. The cell range MUST be used when defining the camera tool.

**spid:** An **xsd:string** ([\[XMLSCHEMA2/2\]](#) section 3.2.1) that specifies the **shape** identifier of a legacy drawing object. If string is "0" there is no legacy shape. However the legacy drawing object MUST be deleted if the current drawing element is to be used. Otherwise, two camera tool objects are present.

This string has the following characteristics:

- If string is not the default value it MUST begin with "\_x0000\_" followed by one character and a number that specifies the identifier: `_x0000_[c]<shape id>`
  - The character [c] MUST be set to 's'.
  - Shape identifiers MUST be in the range from 1025 through 268435456.
  - Shape identifiers are clustered, and each cluster has 1024 values. The first cluster ranges from 1025 through 2048.
  - Shape identifiers in the same cluster SHOULD only exist in one worksheet.
- It MUST NOT contain Numeric Character Reference (NCR) characters.



The following W3C XML Schema ([\[XMLSCHEMA1/2\]](#) section 2.1) fragment specifies the contents of this complex type.

```
<xsd:complexType name="CT_CameraTool">
  <xsd:attribute name="cellRange" type="xsd:string"/>
  <xsd:attribute name="spid" use="optional" default="0" type="xsd:string"/>
</xsd:complexType>
```

See section [5.1](#) for the full W3C XML Schema ([\[XMLSCHEMA1/2\]](#) section 2.1).

### 2.3.3.2 CT\_CompatExt

*Target namespace:* <http://schemas.microsoft.com/office/drawing/2010/main>

*Referenced by:* [compatExt](#)

A complex type that specifies a legacy drawing object.

*Attributes:*

**spid:** An **xsd:string** attribute ([\[XMLSCHEMA2/2\]](#) section 3.2.1) that specifies the **shape** identifier of a legacy drawing object.

This string has the following characteristics:

- It begins with "\_x0000\_" followed by one character and a number that specifies the identifier: `_x0000_[c]<shape id>`
  - The character [c] MUST be set to 's'.
  - Shape identifiers MUST be in the range from 1025 through 268435456.
  - Shape identifiers are clustered, and each cluster has 1024 values. The first cluster ranges from 1025 through 2048.
  - Shape identifiers in the same cluster exist in only one worksheet.
- It MUST NOT contain NCR characters.

The following W3C XML Schema ([\[XMLSCHEMA1/2\]](#) section 2.1) fragment specifies the contents of this complex type.

```
<xsd:complexType name="CT_CompatExt">
  <xsd:attribute name="spid" type="xsd:string"/>
</xsd:complexType>
```

See section [5.1](#) for the full W3C XML Schema ([\[XMLSCHEMA1/2\]](#) section 2.1).

### 2.3.3.3 CT\_ContentPartLocking

*Target namespace:* <http://schemas.microsoft.com/office/drawing/2010/main>

*Referenced by:* [CT\\_NonVisualInkContentPartProperties](#)

Contains various locking properties that prevent or restrict certain changes to the content part properties or restrict how a content part can be manipulated by the user. Restrictions are enforced only at the UI and Object Model levels.

### Child Elements:

**extLst:** A **CT\_OfficeArtExtensionList** element ([\[ISO/IEC29500-1:2016\]](#) section A.4.1) that specifies the extension list in which all future extensions of element type **ext** is defined. The extension list, along with corresponding future extensions, is used to extend the storage capabilities of the DrawingML framework. This enables various types of data to be stored natively in the framework.

### Attributes:

**noGrp:** A Boolean attribute that specifies that the generating application does not enable shape grouping for the corresponding content part. That is, it cannot be combined with other shapes to form a group of shapes. The default value is FALSE.

**noSelect:** A Boolean attribute that specifies that the generating application does not enable selecting the corresponding content part. No picture, shapes, or text attached to this content part can be selected if this attribute has been specified. The default value is FALSE.

**noRot:** A Boolean attribute that specifies that the corresponding content part cannot be rotated. The default value is FALSE.

**noChangeAspect:** A Boolean attribute that specifies that the generating application does not enable aspect ratio changes for the corresponding content part. The default value is FALSE.

**noMove:** A Boolean attribute that specifies that the generating application does not enable position changes for the corresponding content part. The default value is FALSE.

**noResize:** A Boolean attribute that specifies that the generating application does not enable size changes for the corresponding content part. The default value is FALSE.

**noEditPoints:** A Boolean attribute that specifies that the generating application does not enable shape point changes for the corresponding content part. The default value is FALSE.

**noAdjustHandles:** A Boolean attribute that specifies that the generating application does not show adjust handles for the corresponding content part. The default value is FALSE.

**noChangeArrowheads:** A Boolean attribute that specifies that the generating application does not enable arrowhead changes for the corresponding content part. The default value is FALSE.

**noChangeShapeType:** A Boolean attribute that specifies that the generating application does not enable shape type changes for the corresponding content part. The default value is FALSE.

The following W3C XML Schema ([\[XMLSCHEMA1/2\]](#) section 2.1) fragment specifies the contents of this complex type.

```
<xsd:complexType name="CT_ContentPartLocking">
  <xsd:sequence>
    <xsd:element name="extLst" type="a:CT_OfficeArtExtensionList" minOccurs="0"
maxOccurs="1"/>
  </xsd:sequence>
  <xsd:attributeGroup ref="a:AG_Locking"/>
</xsd:complexType>
```

See section [5.1](#) for the full W3C XML Schema ([\[XMLSCHEMA1/2\]](#) section 2.1).

### 2.3.3.4 CT\_GvmlContentPart

*Target namespace:* <http://schemas.microsoft.com/office/drawing/2010/main>

*Referenced by:* [contentPart](#)

A complex type that specifies a reference to XML content in a format not specified in [\[ISO/IEC29500-1:2016\]](#).

The relationship type of the explicit relationship specified by this element MUST be of type <http://schemas.openxmlformats.org/officeDocument/2006/customXml> and have a **TargetMode** attribute set to "Internal". If an application cannot process the content of the content type specified by the targeted part, the application ignores the content and continues to process the file.

*Child Elements:*

**nvContentPartPr:** A [CT\\_GvmlContentPartNonVisual](#) element that specifies non-visual properties of the content part.

**xfrm:** A **CT\_Transform2D** element ([ISO/IEC29500-1:2016] section A.4.1) that specifies the 2-D transform for the content part.

**extLst:** A **CT\_OfficeArtExtensionList** element ([ISO/IEC29500-1:2016] section A.4.1) that specifies the extension list in which all future extensions of element type **ext** are defined. The extension list, along with corresponding future extensions, is used to extend the storage capabilities of the DrawingML framework. This enables various new types of data to be stored natively in the framework.

*Attributes:*

**bwMode:** An **ST\_BlackWhiteMode** attribute ([ISO/IEC29500-1:2016] section 20.1.10.10) that specifies how to interpret color information contained within a content part to achieve a color, black and white, or grayscale rendering of the content part. This attribute specifies only the rendering mode applied to the content part; it does not affect how the actual color information is persisted.

**r:id:** An **ST\_RelationshipId** attribute ([ISO/IEC29500-1:2016] section 22.8.2.1) that specifies the relationship identifier to a content part.

The following W3C XML Schema ([\[XMLSCHEMA1/2\]](#) section 2.1) fragment specifies the contents of this complex type.

```
<xsd:complexType name="CT_GvmlContentPart">
  <xsd:sequence>
    <xsd:element name="nvContentPartPr" type="CT_GvmlContentPartNonVisual" minOccurs="0"
maxOccurs="1"/>
    <xsd:element name="xfrm" type="a:CT_Transform2D" minOccurs="0" maxOccurs="1"/>
    <xsd:element name="extLst" type="a:CT_OfficeArtExtensionList" minOccurs="0"
maxOccurs="1"/>
  </xsd:sequence>
  <xsd:attribute name="bwMode" type="a:ST_BlackWhiteMode" use="optional"/>
  <xsd:attribute ref="r:id" use="required"/>
</xsd:complexType>
```

See section [5.1](#) for the full W3C XML Schema ([XMLSCHEMA1/2] section 2.1).

### 2.3.3.5 CT\_GvmlContentPartNonVisual

*Target namespace:* <http://schemas.microsoft.com/office/drawing/2010/main>

*Referenced by:* [CT\\_GvmlContentPart](#)

A complex type which specifies non-visual properties for a **CT\_GvmlContentPart**.

*Child Elements:*

**cNvPr:** A **CT\_NonVisualDrawingProps** element ([\[ISO/IEC29500-1:2016\]](#) section A.4.1) that specifies the non-visual drawing properties for the content part. This element provides additional information that does not affect the appearance of the content part to be stored.

**cNvContentPartPr:** A [CT\\_NonVisualInkContentPartProperties](#) element that specifies non-visual **ink** properties for the content part. This provides additional information that does not affect the appearance of ink in the content part to be stored.

The following W3C XML Schema ([\[XMLSCHEMA1/2\]](#) section 2.1) fragment specifies the contents of this complex type.

```
<xsd:complexType name="CT_GvmlContentPartNonVisual">
  <xsd:sequence>
    <xsd:element name="cNvPr" type="a:CT_NonVisualDrawingProps" minOccurs="1" maxOccurs="1"/>
    <xsd:element name="cNvContentPartPr" type="CT_NonVisualInkContentPartProperties"
minOccurs="0" maxOccurs="1"/>
  </xsd:sequence>
</xsd:complexType>
```

See section [5.1](#) for the full W3C XML Schema ([\[XMLSCHEMA1/2\]](#) section 2.1).

### 2.3.3.6 CT\_IsGvmlCanvas

*Target namespace:* <http://schemas.microsoft.com/office/drawing/2010/main>

*Referenced by:* [isCanvas](#)

Defines a property with a Boolean value. This property determines whether the container of an instance of this complex type is a GVML representation of a **drawing canvas** used in a word processing application.

*Attributes:*

**val:** A Boolean attribute ([\[XMLSCHEMA2/2\]](#) section 3.2.2) that specifies whether the container instance of the complex type having this attribute is a GVML representation of a drawing canvas used in a word processing application.

The following W3C XML Schema ([\[XMLSCHEMA1/2\]](#) section 2.1) fragment specifies the contents of this complex type.

```
<xsd:complexType name="CT_IsGvmlCanvas">
  <xsd:attribute name="val" type="xsd:boolean" use="required"/>
</xsd:complexType>
```

See section [5.1](#) for the full W3C XML Schema ([\[XMLSCHEMA1/2\]](#) section 2.1).

### 2.3.3.7 CT\_NonVisualInkContentPartProperties

*Target namespace:* <http://schemas.microsoft.com/office/drawing/2010/main>

*Referenced by:* [CT\\_ContentPartNonVisual](#), [CT\\_GvmlContentPartNonVisual](#), [CT\\_WordContentPartNonVisual](#), [CT\\_ContentPartNonVisual](#)

A complex type that specifies non-visual **ink** properties for a content part. This provides additional information that does not affect the appearance of ink in the content part to be stored.

*Child Elements:*

**cpLocks:** A [CT\\_ContentPartLocking](#) element that specifies various locking properties that prevent or restrict changes to the content part properties or restrict how a content part can be manipulated by the user.

**extLst:** A **CT\_OfficeArtExtensionList** element ([\[ISO/IEC29500-1:2016\]](#) section A.4.1) that specifies the extension list in which all future extensions of element type **ext** are defined. The extension list, along with corresponding future extensions, is used to extend the storage capabilities of the DrawingML framework. This enables new types of data to be stored natively within the framework.

*Attributes:*

**isComment:** A Boolean attribute ([\[XMLSCHEMA2/2\]](#) section 3.2.2) that specifies whether the ink shape is a **comment** or an annotation. If true, the ink is a comment; otherwise, it is an annotation.

The following W3C XML Schema ([\[XMLSCHEMA1/2\]](#) section 2.1) fragment specifies the contents of this complex type.

```
<xsd:complexType name="CT_NonVisualInkContentPartProperties">
  <xsd:sequence>
    <xsd:element name="cpLocks" type="CT_ContentPartLocking" minOccurs="0" maxOccurs="1"/>
    <xsd:element name="extLst" type="a:CT_OfficeArtExtensionList" minOccurs="0"
maxOccurs="1"/>
  </xsd:sequence>
  <xsd:attribute name="isComment" type="xsd:boolean" use="optional" default="true"/>
</xsd:complexType>
```

See section [5.1](#) for the full W3C XML Schema ([\[XMLSCHEMA1/2\]](#) section 2.1).

### 2.3.3.8 CT\_Photo

*Target namespace:* <http://schemas.microsoft.com/office/drawing/2010/main>

*Referenced by:* [imgProps](#)

A complex type that specifies properties used to produce the embedded picture in the containing binary large image or picture (BLIP).

*Child Elements:*

**imgLayer:** A **CT\_PictureLayer** element that specifies a relationship to an original picture and contains optional effects applied to the picture in the order applied.

The following W3C XML Schema ([\[XMLSCHEMA1/2\]](#) section 2.1) fragment specifies the contents of this complex type.

```
<xsd:complexType name="CT_Photo">
  <xsd:sequence>
    <xsd:element name="imgLayer" type="CT_PictureLayer" minOccurs="1" maxOccurs="1"/>
  </xsd:sequence>
</xsd:complexType>
```

See section [5.1](#) for the full W3C XML Schema ([\[XMLSCHEMA1/2\]](#) section 2.1).

### 2.3.3.9 CT\_PictureEffectBackgroundRemoval

*Target namespace:* <http://schemas.microsoft.com/office/drawing/2010/main>

*Referenced by:* [CT\\_PictureEffect](#)

A complex type that specifies a background removal effect applied to a picture. A marquee defines the rectangular region limiting the pixels that are considered to be in the foreground of a picture. Foreground and background marks further specify regions to include and exclude.

*Child Elements:*

**foregroundMark:** A **CT\_PictureEffectBackgroundRemovalForegroundMark** element that specifies a line segment that marks a region to include in a picture.

**backgroundMark:** A **CT\_PictureEffectBackgroundRemovalBackgroundMark** element that specifies a line segment that marks a region to exclude from a picture.

*Attributes:*

**t:** An **ST\_PositiveFixedPercentage** attribute ([\[ISO/IEC29500-1:2016\]](#) section A.4.1) that specifies the top position of the marquee, relative to the height of a picture.

**b:** An **ST\_PositiveFixedPercentage** attribute ([\[ISO/IEC29500-1:2016\]](#) section A.4.1) that specifies the bottom position of the marquee, relative to the height of a picture.

**l:** An **ST\_PositiveFixedPercentage** attribute ([\[ISO/IEC29500-1:2016\]](#) section A.4.1) that specifies the left position of the marquee, relative to the width of a picture.

**r:** An **ST\_PositiveFixedPercentage** attribute ([\[ISO/IEC29500-1:2016\]](#) section A.4.1) that specifies the right position of the marquee, relative to the width of a picture.

The following W3C XML Schema ([\[XMLSCHEMA1/2\]](#) section 2.1) fragment specifies the contents of this complex type.

```
<xsd:complexType name="CT_PictureEffectBackgroundRemoval">
  <xsd:sequence>
    <xsd:element name="foregroundMark" type="CT_PictureEffectBackgroundRemovalForegroundMark"
minOccurs="0" maxOccurs="unbounded"/>
    <xsd:element name="backgroundMark" type="CT_PictureEffectBackgroundRemovalBackgroundMark"
minOccurs="0" maxOccurs="unbounded"/>
  </xsd:sequence>
  <xsd:attribute name="t" type="a:ST_PositiveFixedPercentage" use="required"/>
  <xsd:attribute name="b" type="a:ST_PositiveFixedPercentage" use="required"/>
  <xsd:attribute name="l" type="a:ST_PositiveFixedPercentage" use="required"/>
  <xsd:attribute name="r" type="a:ST_PositiveFixedPercentage" use="required"/>
</xsd:complexType>
```

See section [5.1](#) for the full W3C XML Schema ([\[XMLSCHEMA1/2\]](#) section 2.1).

### 2.3.3.10 CT\_PictureEffectBackgroundRemovalBackgroundMark

*Target namespace:* <http://schemas.microsoft.com/office/drawing/2010/main>

*Referenced by:* [CT\\_PictureEffectBackgroundRemoval](#)

A complex type that specifies a line segment that marks a region to exclude from a picture.

*Attributes:*

**x1:** An **ST\_PositiveFixedPercentage** attribute ([\[ISO/IEC29500-1:2016\]](#) section A.4.1) that specifies the first x coordinate of the background mark, relative to the width of a picture.

**y1:** An **ST\_PositiveFixedPercentage** attribute ([\[ISO/IEC29500-1:2016\]](#) section A.4.1) that specifies the first y coordinate of the background mark, relative to the height of a picture.

**x2:** An **ST\_PositiveFixedPercentage** attribute ([ISO/IEC29500-1:2016] section A.4.1) that specifies the second x coordinate of the background mark, relative to the width of a picture.

**y2:** An **ST\_PositiveFixedPercentage** attribute ([ISO/IEC29500-1:2016] section A.4.1) that specifies the second y coordinate of the background mark, relative to the height of a picture.

The following W3C XML Schema ([\[XMLSCHEMA1/2\]](#) section 2.1) fragment specifies the contents of this complex type.

```
<xsd:complexType name="CT_PictureEffectBackgroundRemovalBackgroundMark">
  <xsd:attribute name="x1" type="a:ST_PositiveFixedPercentage" use="required"/>
  <xsd:attribute name="y1" type="a:ST_PositiveFixedPercentage" use="required"/>
  <xsd:attribute name="x2" type="a:ST_PositiveFixedPercentage" use="required"/>
  <xsd:attribute name="y2" type="a:ST_PositiveFixedPercentage" use="required"/>
</xsd:complexType>
```

See section [5.1](#) for the full W3C XML Schema ([XMLSCHEMA1/2] section 2.1).

### 2.3.3.11 CT\_PictureEffectBackgroundRemovalForegroundMark

*Target namespace:* <http://schemas.microsoft.com/office/drawing/2010/main>

*Referenced by:* [CT\\_PictureEffectBackgroundRemoval](#)

A complex type that specifies a line segment that marks a region to include in a picture.

*Attributes:*

**x1:** An **ST\_PositiveFixedPercentage** attribute ([\[ISO/IEC29500-1:2016\]](#) section A.4.1) that specifies the first x coordinate of the foreground mark, relative to the width of a picture.

**y1:** An **ST\_PositiveFixedPercentage** attribute ([ISO/IEC29500-1:2016] section A.4.1) that specifies the first y coordinate of the foreground mark, relative to the height of a picture.

**x2:** An **ST\_PositiveFixedPercentage** attribute ([ISO/IEC29500-1:2016] section A.4.1) that specifies the second x coordinate of the foreground mark, relative to the width of a picture.

**y2:** An **ST\_PositiveFixedPercentage** attribute ([ISO/IEC29500-1:2016] section A.4.1) that specifies the second y coordinate of the foreground mark, relative to the height of a picture.

The following W3C XML Schema ([\[XMLSCHEMA1/2\]](#) section 2.1) fragment specifies the contents of this complex type.

```
<xsd:complexType name="CT_PictureEffectBackgroundRemovalForegroundMark">
  <xsd:attribute name="x1" type="a:ST_PositiveFixedPercentage" use="required"/>
  <xsd:attribute name="y1" type="a:ST_PositiveFixedPercentage" use="required"/>
  <xsd:attribute name="x2" type="a:ST_PositiveFixedPercentage" use="required"/>
  <xsd:attribute name="y2" type="a:ST_PositiveFixedPercentage" use="required"/>
</xsd:complexType>
```

See section [5.1](#) for the full W3C XML Schema ([XMLSCHEMA1/2] section 2.1).

### 2.3.3.12 CT\_PictureEffectBlur

*Target namespace:* <http://schemas.microsoft.com/office/drawing/2010/main>

*Referenced by:* [CT\\_PictureEffect](#)

A complex type that specifies a blur effect applied to a picture.



The following figure demonstrates the effect applied to a picture with radius values of zero, 5, 10, 20, and 40, respectively.



**Figure 1: Effect of changes to blur radius**

*Attributes:*

**radius:** An **ST\_ArtisticEffectParam100** attribute that specifies the blur radius.

The following W3C XML Schema ([\[XMLSCHEMA1/2\]](#) section 2.1) fragment specifies the contents of this complex type.

```
<xsd:complexType name="CT PictureEffectBlur">
  <xsd:attribute name="radius" type="ST_ArtisticEffectParam100" use="optional" default="10"/>
</xsd:complexType>
```

See section [5.1](#) for the full W3C XML Schema ([\[XMLSCHEMA1/2\]](#) section 2.1).

### 2.3.3.13 CT\_PictureEffectBrightnessContrast

*Target namespace:* <http://schemas.microsoft.com/office/drawing/2010/main>

*Referenced by:* [CT\\_PictureEffect](#)

A complex type that specifies a brightness and contrast effect applied to a picture.

The following figure demonstrates the effect applied to a picture with brightness values of -40 percent, -20 percent, zero percent, +20 percent, and +40 percent, respectively.



**Figure 2: Effect of changes to brightness**

The following figure demonstrates the effect applied to a picture with contrast values of -40 percent, -20 percent, zero percent, +20 percent, and +40 percent, respectively.



**Figure 3: Effect of changes to contrast**

*Attributes:*

**bright:** An **ST\_FixedPercentage** attribute ([\[ISO/IEC29500-1:2016\]](#) section A.4.1) that specifies the percent to change the brightness.



**contrast:** An **ST\_FixedPercentage** attribute ([ISO/IEC29500-1:2016] section A.4.1) that specifies the percent to change the contrast.

The following W3C XML Schema ([XMLSCHEMA1/2] section 2.1) fragment specifies the contents of this complex type.

```
<xsd:complexType name="CT_PictureEffectBrightnessContrast">
  <xsd:attribute name="bright" type="a:ST_FixedPercentage" use="optional" default="0"/>
  <xsd:attribute name="contrast" type="a:ST_FixedPercentage" use="optional" default="0"/>
</xsd:complexType>
```

See section [5.1](#) for the full W3C XML Schema ([XMLSCHEMA1/2] section 2.1).

### 2.3.3.14 CT\_PictureEffectCement

*Target namespace:* <http://schemas.microsoft.com/office/drawing/2010/main>

*Referenced by:* [CT\\_PictureEffect](#)

A complex type that specifies a cement effect applied to a picture.

The following figure demonstrates the effect applied to a picture with **crackSpacing** values of zero, 25, 50, 75, and 100, respectively.



**Figure 4: Effect of changes to crackSpacing**

*Attributes:*

**trans:** An **ST\_PositiveFixedPercentage** attribute ([ISO/IEC29500-1:2016] section A.4.1) that specifies the transparency of the effect. A value of zero percent specifies that the effect is applied fully. A value of 100 percent specifies that the effect is not applied.

**crackSpacing:** An **ST\_ArtisticEffectParam100** attribute that specifies the appearance of the effect.

The following W3C XML Schema ([XMLSCHEMA1/2] section 2.1) fragment specifies the contents of this complex type.

```
<xsd:complexType name="CT_PictureEffectCement">
  <xsd:attribute name="trans" type="a:ST_PositiveFixedPercentage" use="optional"
  default="0"/>
  <xsd:attribute name="crackSpacing" type="ST_ArtisticEffectParam100" use="optional"
  default="24"/>
</xsd:complexType>
```

See section [5.1](#) for the full W3C XML Schema ([XMLSCHEMA1/2] section 2.1).


### 2.3.3.15 CT\_PictureEffectChalkSketch

*Target namespace:* <http://schemas.microsoft.com/office/drawing/2010/main>

*Referenced by:* [CT\\_PictureEffect](#)

A complex type that specifies a chalk sketch effect applied to a picture.

The following figure demonstrates the effect applied to a picture with pressure values of zero, 1, 2, 3, and 4 respectively.



**Figure 5: Effect of changes to pressure**

*Attributes:*

**trans:** An **ST\_PositiveFixedPercentage** attribute ([\[ISO/IEC29500-1:2016\]](#) section A.4.1) that specifies the transparency of the effect. A value of zero percent specifies that the effect is applied fully. A value of 100 percent specifies that the effect is not applied.

**pressure:** An **ST\_ArtisticEffectParam4** attribute that specifies the appearance of the effect.

The following W3C XML Schema ([\[XMLSCHEMA1/2\]](#) section 2.1) fragment specifies the contents of this complex type.

```
<xsd:complexType name="CT_PictureEffectChalkSketch">
  <xsd:attribute name="trans" type="a:ST_PositiveFixedPercentage" use="optional"
    default="0"/>
  <xsd:attribute name="pressure" type="ST_ArtisticEffectParam4" use="optional" default="0"/>
</xsd:complexType>
```

See section [5.1](#) for the full W3C XML Schema ([\[XMLSCHEMA1/2\]](#) section 2.1).

### 2.3.3.16 CT\_PictureEffectColorTemperature

*Target namespace:* <http://schemas.microsoft.com/office/drawing/2010/main>

*Referenced by:* [CT\\_PictureEffect](#)

A complex type that specifies a color temperature effect applied to a picture.

The following figure demonstrates the effect applied to a picture with **colorTemperature** values of 3500, 4500, 6500, 8500, and 10500, respectively.



**Figure 6: Effect of changes to colorTemperature**

*Attributes:*

**colorTemp:** An **ST\_ColorTemperature** attribute that specifies the color temperature of the light source in a picture.

The following W3C XML Schema ([\[XMLSCHEMA1/2\]](#) section 2.1) fragment specifies the contents of this complex type.

```
<xsd:complexType name="CT PictureEffectColorTemperature">
  <xsd:attribute name="colorTemp" type="ST_ColorTemperature" use="optional" default="6500"/>
</xsd:complexType>
```

See section [5.1](#) for the full W3C XML Schema ([XMLSCHEMA1/2] section 2.1).

### 2.3.3.17 CT\_PictureEffectCrisscrossEtching

*Target namespace:* <http://schemas.microsoft.com/office/drawing/2010/main>

*Referenced by:* [CT PictureEffect](#)

A complex type that specifies a crisscross etching effect applied to a picture.

The following figure demonstrates the effect applied to a picture with pressure values of zero, 25, 50, 75, and 100, respectively.



**Figure 7: Effect of changes to pressure**

*Attributes:*

**trans:** An **ST\_PositiveFixedPercentage** attribute ([\[ISO/IEC29500-1:2016\]](#) section A.4.1) that specifies the transparency of the effect. A value of zero percent specifies that the effect is applied fully. A value of 100 percent specifies that the effect is not applied.

**pressure:** An **ST\_ArtisticEffectParam100** attribute that specifies the appearance of the effect.

The following W3C XML Schema ([\[XMLSCHEMA1/2\]](#) section 2.1) fragment specifies the contents of this complex type.

```
<xsd:complexType name="CT PictureEffectCrisscrossEtching">
  <xsd:attribute name="trans" type="a:ST_PositiveFixedPercentage" use="optional"
  default="75"/>
  <xsd:attribute name="pressure" type="ST_ArtisticEffectParam100" use="optional"
  default="30"/>
</xsd:complexType>
```

See section [5.1](#) for the full W3C XML Schema ([XMLSCHEMA1/2] section 2.1).

### 2.3.3.18 CT\_PictureEffectCutout

*Target namespace:* <http://schemas.microsoft.com/office/drawing/2010/main>

*Referenced by:* [CT PictureEffect](#)

A complex type that specifies a cutout effect applied to a picture.

The following figure demonstrates the effect applied to a picture with **numberOfShades** values of zero, 2, 3, 4, and 6, respectively.



**Figure 8: Effect of changes to numberOfShades**

*Attributes:*

**trans:** An **ST\_PositiveFixedPercentage** attribute ([\[ISO/IEC29500-1:2016\]](#) section A.4.1) that specifies the transparency of the effect. A value of zero percent specifies that the effect is applied fully. A value of 100 percent specifies that the effect is not applied.

**numberOfShades:** An **ST\_ArtisticEffectParam6** attribute that specifies the appearance of the effect.

The following W3C XML Schema ([\[XMLSCHEMA1/2\]](#) section 2.1) fragment specifies the contents of this complex type.

```
<xsd:complexType name="CT_PictureEffectCutout">
  <xsd:attribute name="trans" type="a:ST_PositiveFixedPercentage" use="optional"
  default="0"/>
  <xsd:attribute name="numberOfShades" type="ST_ArtisticEffectParam6" use="optional"
  default="2"/>
</xsd:complexType>
```

See section [5.1](#) for the full W3C XML Schema ([\[XMLSCHEMA1/2\]](#) section 2.1).

### 2.3.3.19 CT\_PictureEffect

*Target namespace:* <http://schemas.microsoft.com/office/drawing/2010/main>

*Referenced by:* [CT\\_PictureLayer](#)

A complex type that specifies an effect applied to a picture. Exactly one child element MUST exist to specify the type of effect.

*Child Elements:*

**artisticBlur:** A **CT\_PictureEffectBlur** element that specifies the blur picture effect.

**artisticCement:** A **CT\_PictureEffectCement** element that specifies the cement picture effect.

**artisticChalkSketch:** A **CT\_PictureEffectChalkSketch** element that specifies the chalk sketch picture effect.

**artisticCrisscrossEtching:** A **CT\_PictureEffectCrisscrossEtching** element that specifies the crisscross etching picture effect.

**artisticCutout:** A **CT\_PictureEffectCutout** element that specifies the cutout picture effect.

**artisticFilmGrain:** A **CT\_PictureEffectFilmGrain** element that specifies the film grain picture effect.

**artisticGlass:** A **CT\_PictureEffectGlass** element that specifies the glass picture effect.

**artisticGlowDiffused:** A **CT\_PictureEffectGlowDiffused** element that specifies the glow diffused picture effect.

**artisticGlowEdges:** A **CT\_PictureEffectGlowEdges** element that specifies the glow edges picture effect.

**artisticLightScreen:** A **CT\_PictureEffectLightScreen** element that specifies the light screen picture effect.

**artisticLineDrawing:** A **CT\_PictureEffectLineDrawing** element that specifies the line-drawing picture effect.

**artisticMarker:** A **CT\_PictureEffectMarker** element that specifies the marker picture effect.

**artisticMosaicBubbles:** A **CT\_PictureEffectMosaicBubbles** element that specifies the mosaic bubbles picture effect.

**artisticPaintStrokes:** A **CT\_PictureEffectPaintStrokes** element that specifies the paint strokes picture effect.

**artisticPaintBrush:** A **CT\_PictureEffectPaintBrush** element that specifies the paint-brush picture effect.

**artisticPastelsSmooth:** A **CT\_PictureEffectPastelsSmooth** element that specifies the pastel smooth picture effect.

**artisticPencilGrayscale:** A **CT\_PictureEffectPencilGrayscale** element that specifies the pencil grayscale picture effect.

**artisticPencilSketch:** A **CT\_PictureEffectPencilSketch** element that specifies the pencil-sketch picture effect.

**artisticPhotocopy:** A **CT\_PictureEffectPhotocopy** element that specifies the photocopy picture effect.

**artisticPlasticWrap:** A **CT\_PictureEffectPlasticWrap** element that specifies the plastic wrap picture effect.

**artisticTexturizer:** A **CT\_PictureEffectTexturizer** element that specifies the texture picture effect.

**artisticWatercolorSponge:** A **CT\_PictureEffectWatercolorSponge** element that specifies the watercolor-sponge picture effect.

**backgroundRemoval:** A **CT\_PictureEffectBackgroundRemoval** element that specifies the background-removal picture effect.

**brightnessContrast:** A **CT\_PictureEffectBrightnessContrast** element that specifies the brightness and contrast picture effect.

**colorTemperature:** A **CT\_PictureEffectColorTemperature** element that specifies the color-tone picture effect.

**saturation:** A **CT\_PictureEffectSaturation** element that specifies the color-saturation picture effect.

**sharpenSoften:** A **CT\_PictureEffectSharpenSoften** element that specifies the sharpen and soften picture effect.

*Attributes:*

**visible:** A Boolean attribute ([\[XMLSHEMA2/2\]](#) section 3.2.2) that specifies whether this picture effect is rendered.

The following W3C XML Schema ([\[XMLSHEMA1/2\]](#) section 2.1) fragment specifies the contents of this complex type.

```

<xsd:complexType name="CT PictureEffect">
  <xsd:choice minOccurs="1" maxOccurs="1">
    <xsd:element name="artisticBlur" type="CT_PictureEffectBlur" minOccurs="1"
maxOccurs="1"/>
    <xsd:element name="artisticCement" type="CT_PictureEffectCement" minOccurs="1"
maxOccurs="1"/>
    <xsd:element name="artisticChalkSketch" type="CT_PictureEffectChalkSketch" minOccurs="1"
maxOccurs="1"/>
    <xsd:element name="artisticCrisscrossEtching" type="CT_PictureEffectCrisscrossEtching"
minOccurs="1" maxOccurs="1"/>
    <xsd:element name="artisticCutout" type="CT PictureEffectCutout" minOccurs="1"
maxOccurs="1"/>
    <xsd:element name="artisticFilmGrain" type="CT_PictureEffectFilmGrain" minOccurs="1"
maxOccurs="1"/>
    <xsd:element name="artisticGlass" type="CT_PictureEffectGlass" minOccurs="1"
maxOccurs="1"/>
    <xsd:element name="artisticGlowDiffused" type="CT PictureEffectGlowDiffused"
minOccurs="1" maxOccurs="1"/>
    <xsd:element name="artisticGlowEdges" type="CT PictureEffectGlowEdges" minOccurs="1"
maxOccurs="1"/>
    <xsd:element name="artisticLightScreen" type="CT_PictureEffectLightScreen" minOccurs="1"
maxOccurs="1"/>
    <xsd:element name="artisticLineDrawing" type="CT PictureEffectLineDrawing" minOccurs="1"
maxOccurs="1"/>
    <xsd:element name="artisticMarker" type="CT_PictureEffectMarker" minOccurs="1"
maxOccurs="1"/>
    <xsd:element name="artisticMosaicBubbles" type="CT_PictureEffectMosaicBubbles"
minOccurs="1" maxOccurs="1"/>
    <xsd:element name="artisticPaintStrokes" type="CT PictureEffectPaintStrokes"
minOccurs="1" maxOccurs="1"/>
    <xsd:element name="artisticPaintBrush" type="CT PictureEffectPaintBrush" minOccurs="1"
maxOccurs="1"/>
    <xsd:element name="artisticPastelsSmooth" type="CT_PictureEffectPastelsSmooth"
minOccurs="1" maxOccurs="1"/>
    <xsd:element name="artisticPencilGrayscale" type="CT_PictureEffectPencilGrayscale"
minOccurs="1" maxOccurs="1"/>
    <xsd:element name="artisticPencilSketch" type="CT_PictureEffectPencilSketch"
minOccurs="1" maxOccurs="1"/>
    <xsd:element name="artisticPhotocopy" type="CT_PictureEffectPhotocopy" minOccurs="1"
maxOccurs="1"/>
    <xsd:element name="artisticPlasticWrap" type="CT_PictureEffectPlasticWrap" minOccurs="1"
maxOccurs="1"/>
    <xsd:element name="artisticTexturizer" type="CT_PictureEffectTexturizer" minOccurs="1"
maxOccurs="1"/>
    <xsd:element name="artisticWatercolorSponge" type="CT_PictureEffectWatercolorSponge"
minOccurs="1" maxOccurs="1"/>
    <xsd:element name="backgroundRemoval" type="CT_PictureEffectBackgroundRemoval"
minOccurs="1" maxOccurs="1"/>
    <xsd:element name="brightnessContrast" type="CT_PictureEffectBrightnessContrast"
minOccurs="1" maxOccurs="1"/>
    <xsd:element name="colorTemperature" type="CT_PictureEffectColorTemperature"
minOccurs="1" maxOccurs="1"/>
    <xsd:element name="saturation" type="CT_PictureEffectSaturation" minOccurs="1"
maxOccurs="1"/>
    <xsd:element name="sharpenSoften" type="CT_PictureEffectSharpenSoften" minOccurs="1"
maxOccurs="1"/>
  </xsd:choice>
  <xsd:attribute name="visible" type="xsd:boolean" use="optional" default="true"/>
</xsd:complexType>

```

See section [5.1](#) for the full W3C XML Schema ([XMLSCHEMA1/2] section 2.1).

### 2.3.3.20 CT\_PictureEffectFilmGrain

Target namespace: <http://schemas.microsoft.com/office/drawing/2010/main>



Referenced by: [CT\\_PictureEffect](#)

A complex type that specifies a film grain effect applied to a picture.

The following figure demonstrates the effect applied to a picture with **grainSize** values of zero, 25, 50, 75, and 100, respectively.



**Figure 9: Effect of changes to grainSize**

*Attributes:*

**trans:** An **ST\_PositiveFixedPercentage** attribute ([\[ISO/IEC29500-1:2016\]](#) section A.4.1) that specifies the transparency of the effect. A value of zero percent specifies that the effect is applied fully. A value of 100 percent specifies that the effect is not applied.

**grainSize:** An **ST\_ArtisticEffectParam100** attribute that specifies the appearance of the effect.

The following W3C XML Schema ([\[XMLSCHEMA1/2\]](#) section 2.1) fragment specifies the contents of this complex type.

```
<xsd:complexType name="CT_PictureEffectFilmGrain">
  <xsd:attribute name="trans" type="a:ST_PositiveFixedPercentage" use="optional"
  default="0"/>
  <xsd:attribute name="grainSize" type="ST_ArtisticEffectParam100" use="optional"
  default="40"/>
</xsd:complexType>
```

See section [5.1](#) for the full W3C XML Schema ([\[XMLSCHEMA1/2\]](#) section 2.1).

### 2.3.3.21 CT\_PictureEffectGlass

*Target namespace:* <http://schemas.microsoft.com/office/drawing/2010/main>

Referenced by: [CT\\_PictureEffect](#)

A complex type that specifies a glass effect applied to a picture.

The following figure demonstrates the effect applied to a picture with scaling values of zero, 25, 50, 75, and 100, respectively.



**Figure 10: Effect of changes to scaling**

*Attributes:*

**trans:** An **ST\_PositiveFixedPercentage** attribute ([\[ISO/IEC29500-1:2016\]](#) section A.4.1) that specifies the transparency of the effect. A value of zero percent specifies that the effect is applied fully. A value of 100 percent specifies that the effect is not applied.

**scaling:** An **ST\_ArtisticEffectParam100** attribute that specifies the appearance of the effect.

The following W3C XML Schema ([\[XMLSCHEMA1/2\]](#) section 2.1) fragment specifies the contents of this complex type.

```
<xsd:complexType name="CT_PictureEffectGlass">
  <xsd:attribute name="trans" type="a:ST_PositiveFixedPercentage" use="optional"
  default="0"/>
  <xsd:attribute name="scaling" type="ST_ArtisticEffectParam100" use="optional"
  default="34"/>
</xsd:complexType>
```

See section [5.1](#) for the full W3C XML Schema ([\[XMLSCHEMA1/2\]](#) section 2.1).

### 2.3.3.22 CT\_PictureEffectGlowDiffused

*Target namespace:* <http://schemas.microsoft.com/office/drawing/2010/main>

*Referenced by:* [CT\\_PictureEffect](#)

A complex type that specifies a glow diffused effect applied to a picture.

The following figure demonstrates the effect applied to a picture with intensity values of zero, 2, 5, 7, and 10, respectively.



**Figure 11: Effect of changes to intensity**

*Attributes:*

**trans:** An **ST\_PositiveFixedPercentage** attribute ([\[ISO/IEC29500-1:2016\]](#) section A.4.1) that specifies the transparency of the effect. A value of zero percent specifies that the effect is applied fully. A value of 100 percent specifies that the effect is not applied.

**intensity:** An **ST\_ArtisticEffectParam10** attribute that specifies the appearance of the effect.

The following W3C XML Schema ([\[XMLSCHEMA1/2\]](#) section 2.1) fragment specifies the contents of this complex type.

```
<xsd:complexType name="CT_PictureEffectGlowDiffused">
  <xsd:attribute name="trans" type="a:ST_PositiveFixedPercentage" use="optional"
  default="0"/>
  <xsd:attribute name="intensity" type="ST_ArtisticEffectParam10" use="optional"
  default="5"/>
</xsd:complexType>
```

See section [5.1](#) for the full W3C XML Schema ([\[XMLSCHEMA1/2\]](#) section 2.1).

### 2.3.3.23 CT\_PictureEffectGlowEdges

*Target namespace:* <http://schemas.microsoft.com/office/drawing/2010/main>

*Referenced by:* [CT\\_PictureEffect](#)



A complex type that specifies a glow edges effect applied to a picture.

The following figure demonstrates the effect applied to a picture with smoothness values of zero, 2, 5, 7, and 10, respectively.



**Figure 12: Effect of changes to smoothness**

*Attributes:*

**trans:** An **ST\_PositiveFixedPercentage** attribute ([\[ISO/IEC29500-1:2016\]](#) section A.4.1) that specifies the transparency of the effect. A value of zero percent specifies that the effect is applied fully. A value of 100 percent specifies that the effect is not applied.

**smoothness:** An **ST\_ArtisticEffectParam10** attribute that specifies the appearance of the effect.

The following W3C XML Schema ([\[XMLSCHEMA1/2\]](#) section 2.1) fragment specifies the contents of this complex type.

```
<xsd:complexType name="CT_PictureEffectGlowEdges">
  <xsd:attribute name="trans" type="a:ST_PositiveFixedPercentage" use="optional"
    default="15"/>
  <xsd:attribute name="smoothness" type="ST_ArtisticEffectParam10" use="optional"
    default="3"/>
</xsd:complexType>
```

See section [5.1](#) for the full W3C XML Schema ([\[XMLSCHEMA1/2\]](#) section 2.1).

### 2.3.3.24 CT\_PictureEffectLightScreen

*Target namespace:* <http://schemas.microsoft.com/office/drawing/2010/main>

*Referenced by:* [CT\\_PictureEffect](#)

A complex type that specifies a light screen effect applied to a picture.

The following figure demonstrates the effect applied to a picture with **gridSize** values of zero, 2, 5, 7, and 10, respectively.



**Figure 13: Effect of changes to gridSize**

*Attributes:*

**trans:** An **ST\_PositiveFixedPercentage** attribute ([\[ISO/IEC29500-1:2016\]](#) section A.4.1) that specifies the transparency of the effect. A value of zero percent specifies that the effect is applied fully. A value of 100 percent specifies that the effect is not applied.

**gridSize:** An **ST\_ArtisticEffectParam10** attribute that specifies the appearance of the effect.

The following W3C XML Schema ([\[XMLSCHEMA1/2\]](#) section 2.1) fragment specifies the contents of this complex type.

```
<xsd:complexType name="CT_PictureEffectLightScreen">
  <xsd:attribute name="trans" type="a:ST_PositiveFixedPercentage" use="optional"
  default="0"/>
  <xsd:attribute name="gridSize" type="ST_ArtisticEffectParam10" use="optional" default="4"/>
</xsd:complexType>
```

See section [5.1](#) for the full W3C XML Schema ([\[XMLSCHEMA1/2\]](#) section 2.1).

### 2.3.3.25 CT\_PictureEffectLineDrawing

*Target namespace:* <http://schemas.microsoft.com/office/drawing/2010/main>

*Referenced by:* [CT\\_PictureEffect](#)

A complex type that specifies a line drawing effect applied to a picture.

The following figure demonstrates the effect applied to a picture with **pencilSize** values of zero, 25, 50, 75, and 100, respectively.



**Figure 14: Effect of changes to pencilSize**

*Attributes:*

**trans:** An **ST\_PositiveFixedPercentage** attribute ([\[ISO/IEC29500-1:2016\]](#) section A.4.1) that specifies the transparency of the effect. A value of zero percent specifies that the effect is applied fully. A value of 100 percent specifies that the effect is not applied.

**pencilSize:** An **ST\_ArtisticEffectParam100** attribute that specifies the appearance of the effect.

The following W3C XML Schema ([\[XMLSCHEMA1/2\]](#) section 2.1) fragment specifies the contents of this complex type.

```
<xsd:complexType name="CT_PictureEffectLineDrawing">
  <xsd:attribute name="trans" type="a:ST_PositiveFixedPercentage" use="optional"
  default="25"/>
  <xsd:attribute name="pencilSize" type="ST_ArtisticEffectParam100" use="optional"
  default="0"/>
</xsd:complexType>
```

See section [5.1](#) for the full W3C XML Schema ([\[XMLSCHEMA1/2\]](#) section 2.1).

### 2.3.3.26 CT\_PictureEffectMarker

*Target namespace:* <http://schemas.microsoft.com/office/drawing/2010/main>

*Referenced by:* [CT\\_PictureEffect](#)

A complex type that specifies a marker effect applied to a picture.

The following figure demonstrates the effect applied to a picture with size values of zero, 25, 50, 75, and 100, respectively.



**Figure 15: Effect of changes to size**

*Attributes:*

**trans:** An **ST\_PositiveFixedPercentage** attribute ([\[ISO/IEC29500-1:2016\]](#) section A.4.1) that specifies the transparency of the effect. A value of zero percent specifies that the effect is applied fully. A value of 100 percent specifies that the effect is not applied.

**size:** An **ST\_ArtisticEffectParam100** attribute that specifies the appearance of the effect.

The following W3C XML Schema ([\[XMLSCHEMA1/2\]](#) section 2.1) fragment specifies the contents of this complex type.

```
<xsd:complexType name="CT_PictureEffectMarker">
  <xsd:attribute name="trans" type="a:ST_PositiveFixedPercentage" use="optional"
    default="0"/>
  <xsd:attribute name="size" type="ST_ArtisticEffectParam100" use="optional" default="97"/>
</xsd:complexType>
```

See section [5.1](#) for the full W3C XML Schema ([\[XMLSCHEMA1/2\]](#) section 2.1).

### 2.3.3.27 CT\_PictureEffectMosaicBubbles

*Target namespace:* <http://schemas.microsoft.com/office/drawing/2010/main>

*Referenced by:* [CT\\_PictureEffect](#)

A complex type that specifies a mosaic bubbles effect applied to a picture.

The following figure demonstrates the effect applied to a picture with pressure values of zero, 25, 50, 75, and 100, respectively.



**Figure 16: Effect of changes to pressure**

*Attributes:*

**trans:** An **ST\_PositiveFixedPercentage** attribute ([\[ISO/IEC29500-1:2016\]](#) section A.4.1) that specifies the transparency of the effect. A value of zero percent specifies that the effect is applied fully. A value of 100 percent specifies that the effect is not applied.

**pressure:** An **ST\_ArtisticEffectParam100** attribute that specifies the appearance of the effect.

The following W3C XML Schema ([\[XMLSCHEMA1/2\]](#) section 2.1) fragment specifies the contents of this complex type.

```

<xsd:complexType name="CT_PictureEffectMosaicBubbles">
  <xsd:attribute name="trans" type="a:ST_PositiveFixedPercentage" use="optional"
  default="0"/>
  <xsd:attribute name="pressure" type="ST_ArtisticEffectParam100" use="optional"
  default="14"/>
</xsd:complexType>

```

See section [5.1](#) for the full W3C XML Schema ([XMLSCHEMA1/2] section 2.1).

### 2.3.3.28 CT\_PictureEffectPaintBrush

*Target namespace:* <http://schemas.microsoft.com/office/drawing/2010/main>

*Referenced by:* [CT\\_PictureEffect](#)

A complex type that specifies a paint brush effect applied to a picture.

The following figure demonstrates the effect applied to a picture with **brushSize** values of zero, 2, 5, 7, and 10, respectively.



**Figure 17: Effect of changes to brushSize**

*Attributes:*

**trans:** An **ST\_PositiveFixedPercentage** attribute ([\[ISO/IEC29500-1:2016\]](#) section A.4.1) that specifies the transparency of the effect. A value of zero percent specifies that the effect is applied fully. A value of 100 percent specifies that the effect is not applied.

**brushSize:** An **ST\_ArtisticEffectParam10** attribute that specifies the appearance of the effect.

The following W3C XML Schema ([\[XMLSCHEMA1/2\]](#) section 2.1) fragment specifies the contents of this complex type.

```

<xsd:complexType name="CT_PictureEffectPaintBrush">
  <xsd:attribute name="trans" type="a:ST_PositiveFixedPercentage" use="optional"
  default="0"/>
  <xsd:attribute name="brushSize" type="ST_ArtisticEffectParam10" use="optional"
  default="2"/>
</xsd:complexType>

```

See section [5.1](#) for the full W3C XML Schema ([XMLSCHEMA1/2] section 2.1).

### 2.3.3.29 CT\_PictureEffectPaintStrokes

*Target namespace:* <http://schemas.microsoft.com/office/drawing/2010/main>

*Referenced by:* [CT\\_PictureEffect](#)

A complex type that specifies a paint strokes effect applied to a picture.

The following figure demonstrates the effect applied to a picture with intensity values of zero, 2, 5, 7, and 10, respectively.



**Figure 18: Effect of changes to intensity**

*Attributes:*

**trans:** An **ST\_PositiveFixedPercentage** attribute ([\[ISO/IEC29500-1:2016\]](#) section A.4.1) that specifies the transparency of the effect. A value of zero percent specifies that the effect is applied fully. A value of 100 percent specifies that the effect is not applied.

**intensity:** An **ST\_ArtisticEffectParam10** attribute that specifies the appearance of the effect.

The following W3C XML Schema ([\[XMLSCHEMA1/2\]](#) section 2.1) fragment specifies the contents of this complex type.

```
<xsd:complexType name="CT_PictureEffectPaintStrokes">
  <xsd:attribute name="trans" type="a:ST_PositiveFixedPercentage" use="optional"
    default="0"/>
  <xsd:attribute name="intensity" type="ST_ArtisticEffectParam10" use="optional"
    default="5"/>
</xsd:complexType>
```

See section [5.1](#) for the full W3C XML Schema ([\[XMLSCHEMA1/2\]](#) section 2.1).

### 2.3.3.30 CT\_PictureEffectPastelsSmooth

*Target namespace:* <http://schemas.microsoft.com/office/drawing/2010/main>

*Referenced by:* [CT\\_PictureEffect](#)

A complex type that specifies a pastel smooth effect applied to a picture.

The following figure demonstrates the effect applied to a picture with scaling values of zero, 25, 50, 75, and 100, respectively.



**Figure 19: Effect of changes to scaling**

*Attributes:*

**trans:** An **ST\_PositiveFixedPercentage** attribute ([\[ISO/IEC29500-1:2016\]](#) section A.4.1) that specifies the transparency of the effect. A value of zero percent specifies that the effect is applied fully. A value of 100 percent specifies that the effect is not applied.

**scaling:** An **ST\_ArtisticEffectParam100** attribute that specifies the appearance of the effect.

The following W3C XML Schema ([\[XMLSCHEMA1/2\]](#) section 2.1) fragment specifies the contents of this complex type.

```
<xsd:complexType name="CT_PictureEffectPastelsSmooth">
```



```

    <xsd:attribute name="trans" type="a:ST_PositiveFixedPercentage" use="optional"
    default="0"/>
    <xsd:attribute name="scaling" type="ST_ArtisticEffectParam100" use="optional"
    default="34"/>
  </xsd:complexType>

```

See section [5.1](#) for the full W3C XML Schema ([XMLSCHEMA1/2] section 2.1).


### 2.3.3.31 CT\_PictureEffectPencilGrayscale

*Target namespace:* <http://schemas.microsoft.com/office/drawing/2010/main>

*Referenced by:* [CT\\_PictureEffect](#)

A complex type that specifies a pencil grayscale effect applied to a picture.

The following figure demonstrates the effect applied to a picture with **pencilSize** values of zero, 25, 50, 75, and 100, respectively.



**Figure 20: Effect of changes to pencilSize**

*Attributes:*

**trans:** An **ST\_PositiveFixedPercentage** attribute ([\[ISO/IEC29500-1:2016\]](#) section A.4.1) that specifies the transparency of the effect. A value of zero percent specifies that the effect is applied fully. A value of 100 percent specifies that the effect is not applied.

**pencilSize:** An **ST\_ArtisticEffectParam100** attribute that specifies the appearance of the effect.

The following W3C XML Schema ([\[XMLSCHEMA1/2\]](#) section 2.1) fragment specifies the contents of this complex type.

```

<xsd:complexType name="CT_PictureEffectPencilGrayscale">
  <xsd:attribute name="trans" type="a:ST_PositiveFixedPercentage" use="optional"
  default="0"/>
  <xsd:attribute name="pencilSize" type="ST_ArtisticEffectParam100" use="optional"
  default="27"/>
</xsd:complexType>

```

See section [5.1](#) for the full W3C XML Schema ([XMLSCHEMA1/2] section 2.1).

### 2.3.3.32 CT\_PictureEffectPencilSketch

*Target namespace:* <http://schemas.microsoft.com/office/drawing/2010/main>

*Referenced by:* [CT\\_PictureEffect](#)

A complex type that specifies a pencil sketch effect applied to a picture.

The following figure demonstrates the effect applied to a picture with pressure values of zero, 25, 50, 75, and 100, respectively.



**Figure 21: Effect of changes to pressure**

*Attributes:*

**trans:** An **ST\_PositiveFixedPercentage** attribute ([\[ISO/IEC29500-1:2016\]](#) section A.4.1) that specifies the transparency of the effect. A value of zero percent specifies that the effect is applied fully. A value of 100 percent specifies that the effect is not applied.

**pressure:** An **ST\_ArtisticEffectParam100** attribute that specifies the appearance of the effect.

The following W3C XML Schema ([\[XMLSCHEMA1/2\]](#) section 2.1) fragment specifies the contents of this complex type.

```
<xsd:complexType name="CT_PictureEffectPencilSketch">
  <xsd:attribute name="trans" type="a:ST_PositiveFixedPercentage" use="optional"
  default="0"/>
  <xsd:attribute name="pressure" type="ST_ArtisticEffectParam100" use="optional"
  default="22"/>
</xsd:complexType>
```

See section [5.1](#) for the full W3C XML Schema ([\[XMLSCHEMA1/2\]](#) section 2.1).

### 2.3.3.33 CT\_PictureEffectPhotocopy

*Target namespace:* <http://schemas.microsoft.com/office/drawing/2010/main>

*Referenced by:* [CT\\_PictureEffect](#)

A complex type that specifies a photocopy effect applied to a picture.

The following figure demonstrates the effect applied to a picture with **detail** values of zero, 2, 5, 7, and 10, respectively.



**Figure 22: Effect of changes to detail**

*Attributes:*

**trans:** An **ST\_PositiveFixedPercentage** attribute ([\[ISO/IEC29500-1:2016\]](#) section A.4.1) that specifies the transparency of the effect. A value of zero percent specifies that the effect is applied fully. A value of 100 percent specifies that the effect is not applied.

**detail:** An **ST\_ArtisticEffectParam10** attribute that specifies the appearance of the effect.

The following W3C XML Schema ([\[XMLSCHEMA1/2\]](#) section 2.1) fragment specifies the contents of this complex type.

```
<xsd:complexType name="CT_PictureEffectPhotocopy">
```

```

<xsd:attribute name="trans" type="a:ST_PositiveFixedPercentage" use="optional"
default="30"/>
<xsd:attribute name="detail" type="ST_ArtisticEffectParam10" use="optional" default="3"/>
</xsd:complexType>

```

See section [5.1](#) for the full W3C XML Schema ([XMLSCHEMA1/2] section 2.1).

### 2.3.3.34 CT\_PictureEffectPlasticWrap

*Target namespace:* <http://schemas.microsoft.com/office/drawing/2010/main>

*Referenced by:* [CT\\_PictureEffect](#)

A complex type that specifies a plastic wrap effect applied to a picture.

The following figure demonstrates the effect applied to a picture with smoothness values of zero, 2, 5, 7, and 10, respectively.



**Figure 23: Effect of changes to smoothness**

*Attributes:*

**trans:** An **ST\_PositiveFixedPercentage** attribute ([\[ISO/IEC29500-1:2016\]](#) section A.4.1) that specifies the transparency of the effect. A value of zero percent specifies that the effect is applied fully. A value of 100 percent specifies that the effect is not applied.

**smoothness:** An **ST\_ArtisticEffectParam10** attribute that specifies the appearance of the effect.

The following W3C XML Schema ([\[XMLSCHEMA1/2\]](#) section 2.1) fragment specifies the contents of this complex type.

```

<xsd:complexType name="CT_PictureEffectPlasticWrap">
  <xsd:attribute name="trans" type="a:ST_PositiveFixedPercentage" use="optional"
default="0"/>
  <xsd:attribute name="smoothness" type="ST_ArtisticEffectParam10" use="optional"
default="5"/>
</xsd:complexType>

```

See section [5.1](#) for the full W3C XML Schema ([XMLSCHEMA1/2] section 2.1).

### 2.3.3.35 CT\_PictureEffectSaturation

*Target namespace:* <http://schemas.microsoft.com/office/drawing/2010/main>

*Referenced by:* [CT\\_PictureEffect](#)

A complex type that specifies a saturation effect applied to a picture.

The following figure demonstrates the effect applied to a picture with saturation values of zero percent, 50 percent, 100 percent, 200 percent, and 400 percent, respectively.





**Figure 24: Effect of changes to saturation**

*Attributes:*

**sat:** An **ST\_SaturationAmount** attribute that specifies the amount of saturation applied to a picture.

The following W3C XML Schema ([\[XMLSCHEMA1/2\]](#) section 2.1) fragment specifies the contents of this complex type.

```
<xsd:complexType name="CT_PictureEffectSaturation">
  <xsd:attribute name="sat" type="ST_SaturationAmount" use="optional" default="100"/>
</xsd:complexType>
```

See section [5.1](#) for the full W3C XML Schema ([\[XMLSCHEMA1/2\]](#) section 2.1).

### 2.3.3.36 CT\_PictureEffectSharpenSoften

*Target namespace:* <http://schemas.microsoft.com/office/drawing/2010/main>

*Referenced by:* [CT\\_PictureEffect](#)

A complex type that specifies a sharpen and soften effect applied to a picture.

The following figure demonstrates the effect applied to a picture with **sharpenSoften** values of -100 percent, -50 percent, zero percent, +50 percent, and +100 percent, respectively.



**Figure 25: Effect of changes to sharpenSoften**

*Attributes:*

**amount:** An **ST\_FixedPercentage** attribute ([\[ISO/IEC29500-1:2016\]](#) section A.4.1) that specifies the amount to sharpen (if positive) or the amount to blur (if negative).

The following W3C XML Schema ([\[XMLSCHEMA1/2\]](#) section 2.1) fragment specifies the contents of this complex type.

```
<xsd:complexType name="CT_PictureEffectSharpenSoften">
  <xsd:attribute name="amount" type="a:ST_FixedPercentage" use="optional" default="0"/>
</xsd:complexType>
```

See section [5.1](#) for the full W3C XML Schema ([\[XMLSCHEMA1/2\]](#) section 2.1).

### 2.3.3.37 CT\_PictureEffectTexturizer

*Target namespace:* <http://schemas.microsoft.com/office/drawing/2010/main>

Referenced by: [CT\\_PictureEffect](#)

A complex type that specifies a texture effect applied to a picture.

The following figure demonstrates the effect applied to a picture with scaling values of zero, 25, 50, 75, and 100, respectively.



**Figure 26: Effect of changes to scaling**

*Attributes:*

**trans:** An **ST\_PositiveFixedPercentage** attribute ([\[ISO/IEC29500-1:2016\]](#) section A.4.1) that specifies the transparency of the effect. A value of zero percent specifies that the effect is applied fully. A value of 100 percent specifies that the effect is not applied.

**scaling:** An **ST\_ArtisticEffectParam100** attribute that specifies the appearance of the effect.

The following W3C XML Schema ([\[XMLSCHEMA1/2\]](#) section 2.1) fragment specifies the contents of this complex type.

```
<xsd:complexType name="CT_PictureEffectTexturizer">
  <xsd:attribute name="trans" type="a:ST_PositiveFixedPercentage" use="optional"
  default="0"/>
  <xsd:attribute name="scaling" type="ST_ArtisticEffectParam100" use="optional"
  default="34"/>
</xsd:complexType>
```

See section [5.1](#) for the full W3C XML Schema ([\[XMLSCHEMA1/2\]](#) section 2.1).

### 2.3.3.38 CT\_PictureEffectWatercolorSponge

*Target namespace:* <http://schemas.microsoft.com/office/drawing/2010/main>

Referenced by: [CT\\_PictureEffect](#)

A complex type that specifies a watercolor sponge effect applied to a picture.

The following figure demonstrates the effect applied to a picture with **brushSize** values of zero, 2, 5, 7, and 10, respectively.



**Figure 27: Effect of changes to brushSize**

*Attributes:*

**trans:** An **ST\_PositiveFixedPercentage** attribute ([\[ISO/IEC29500-1:2016\]](#) section A.4.1) that specifies the transparency of the effect. A value of zero percent specifies that the effect is applied fully. A value of 100 percent specifies that the effect is not applied.

**brushSize:** An **ST\_ArtisticEffectParam10** attribute that specifies the appearance of the effect.

The following W3C XML Schema ([\[XMLSCHEMA1/2\]](#) section 2.1) fragment specifies the contents of this complex type.

```
<xsd:complexType name="CT_PictureEffectWatercolorSponge">
  <xsd:attribute name="trans" type="a:ST_PositiveFixedPercentage" use="optional"
    default="0"/>
  <xsd:attribute name="brushSize" type="ST_ArtisticEffectParam10" use="optional"
    default="2"/>
</xsd:complexType>
```

See section [5.1](#) for the full W3C XML Schema ([\[XMLSCHEMA1/2\]](#) section 2.1).

### 2.3.3.39 CT\_PictureLayer

*Target namespace:* <http://schemas.microsoft.com/office/drawing/2010/main>

*Referenced by:* [CT Photo](#)

A complex type that specifies a relationship to an original picture and contains optional effects applied to the picture in the order applied.

*Child Elements:*

**imgEffect:** A **CT\_PictureEffect** element that specifies an effect applied to the picture.

*Attributes:*

**r:embed:** An **ST\_RelationshipId** attribute ([\[ISO/IEC29500-1:2016\]](#) section 22.8.2.1) that specifies the relationship identifier that is used to determine the location of the picture.

The following W3C XML Schema ([\[XMLSCHEMA1/2\]](#) section 2.1) fragment specifies the contents of this complex type.

```
<xsd:complexType name="CT_PictureLayer">
  <xsd:sequence>
    <xsd:element name="imgEffect" type="CT_PictureEffect" minOccurs="0"
      maxOccurs="unbounded"/>
  </xsd:sequence>
  <xsd:attribute ref="r:embed" use="optional" default=""/>
</xsd:complexType>
```

See section [5.1](#) for the full W3C XML Schema ([\[XMLSCHEMA1/2\]](#) section 2.1).

### 2.3.3.40 CT\_ShadowObscured

*Target namespace:* <http://schemas.microsoft.com/office/drawing/2010/main>

*Referenced by:* [shadowObscured](#)

A complex type that specifies whether the shadow is obscured by a **shape** with no fill.

*Attributes:*

**val:** A Boolean attribute ([\[XMLSCHEMA2/2\]](#) section 3.2.2) that specifies whether the shadow is fully obscured by the shape when the containing shape has no fill. For more details, see [\[MS-ODRAW\]](#) section 2.3.13.22 and [\[ISO/IEC29500-1:2016\]](#) section 19.3.1.44.

The following W3C XML Schema ([\[XMLSCHEMA1/2\]](#) section 2.1) fragment specifies the contents of this complex type.

```
<xsd:complexType name="CT_ShadowObscured">
  <xsd:attribute name="val" type="xsd:boolean" use="optional" default="false"/>
</xsd:complexType>
```

See section [5.1](#) for the full W3C XML Schema ([\[XMLSCHEMA1/2\]](#) section 2.1).

### 2.3.3.41 CT\_TextMath

*Target namespace:* <http://schemas.microsoft.com/office/drawing/2010/main>

*Referenced by:* [m](#)

This type contains either a math zone or document-level math properties. Math zone content can be either an inline math zone or a math paragraph.

*Child Elements:*

**m:oMath:** A CT\_OMath ([\[ISO/IEC29500-1:2016\]](#) section 22.1.2.77) element that specifies an instance of mathematical text.

The following W3C XML Schema ([\[XMLSCHEMA1/2\]](#) section 2.1) fragment specifies the contents of this complex type.

```
<xsd:complexType name="CT_TextMath">
  <xsd:sequence>
    <xsd:element ref="m:oMath"/>
  </xsd:sequence>
</xsd:complexType>
```

See section [5.1](#) for the full W3C XML Schema ([\[XMLSCHEMA1/2\]](#) section 2.1).

### 2.3.3.42 CT\_UseLocalDpi

*Target namespace:* <http://schemas.microsoft.com/office/drawing/2010/main>

*Referenced by:* [useLocalDpi](#)

A complex type that specifies a flag indicating that the local BLIP compression setting overrides the document default compression setting.

*Attributes:*

**val:** A Boolean attribute ([\[XMLSCHEMA2/2\]](#) section 3.2.2) that specifies whether the **cstate** attribute ([\[ISO/IEC29500-1:2016\]](#) section 20.1.10.12) of the containing BLIP overrides the document default compression setting as specified in [\[MS-PPTX\]](#) section 2.3.1.5, [\[MS-DOCX\]](#) section 2.6.1.12, and [\[MS-XLSX\]](#) section 2.6.10.

The following W3C XML Schema ([\[XMLSCHEMA1/2\]](#) section 2.1) fragment specifies the contents of this complex type.

```
<xsd:complexType name="CT_UseLocalDpi">
  <xsd:attribute name="val" type="xsd:boolean" use="optional" default="true"/>
</xsd:complexType>
```

See section [5.1](#) for the full W3C XML Schema ([XMLSCHEMA1/2] section 2.1).

## 2.3.4 Simple Types

### 2.3.4.1 ST\_ArtisticEffectParam10

*Target namespace:* <http://schemas.microsoft.com/office/drawing/2010/main>

*Referenced by:* [CT PictureEffectGlowDiffused](#), [CT PictureEffectGlowEdges](#), [CT PictureEffectLightScreen](#), [CT PictureEffectPaintBrush](#), [CT PictureEffectPaintStrokes](#), [CT PictureEffectPhotocopy](#), [CT PictureEffectPlasticWrap](#), [CT PictureEffectWatercolorSponge](#)

A simple type that specifies a parameter value for an artistic picture effect in the range from zero through 10.

The following W3C XML Schema ([\[XMLSCHEMA1/2\]](#) section 2.1) fragment specifies the contents of this simple type.

```
<xsd:simpleType name="ST_ArtisticEffectParam10">
  <xsd:restriction base="xsd:int">
    <xsd:minInclusive value="0"/>
    <xsd:maxInclusive value="10"/>
  </xsd:restriction>
</xsd:simpleType>
```

See section [5.1](#) for the full W3C XML Schema ([XMLSCHEMA1/2] section 2.1).

### 2.3.4.2 ST\_ArtisticEffectParam100

*Target namespace:* <http://schemas.microsoft.com/office/drawing/2010/main>

*Referenced by:* [CT PictureEffectBlur](#), [CT PictureEffectCement](#), [CT PictureEffectCrisscrossEtching](#), [CT PictureEffectFilmGrain](#), [CT PictureEffectGlass](#), [CT PictureEffectLineDrawing](#), [CT PictureEffectMarker](#), [CT PictureEffectMosaicBubbles](#), [CT PictureEffectPastelsSmooth](#), [CT PictureEffectPencilGrayscale](#), [CT PictureEffectPencilSketch](#), [CT PictureEffectTexturizer](#)

A simple type that specifies a parameter value for an artistic picture effect in the range from zero through 100.

The following W3C XML Schema ([\[XMLSCHEMA1/2\]](#) section 2.1) fragment specifies the contents of this simple type.

```
<xsd:simpleType name="ST_ArtisticEffectParam100">
  <xsd:restriction base="xsd:int">
    <xsd:minInclusive value="0"/>
    <xsd:maxInclusive value="100"/>
  </xsd:restriction>
</xsd:simpleType>
```

See section [5.1](#) for the full W3C XML Schema ([XMLSCHEMA1/2] section 2.1).

### 2.3.4.3 ST\_ArtisticEffectParam4

*Target namespace:* <http://schemas.microsoft.com/office/drawing/2010/main>

*Referenced by:* [CT PictureEffectChalkSketch](#)

A simple type that specifies a parameter value for an artistic picture effect in the range from zero through 4.

The following W3C XML Schema ([\[XMLSCHEMA1/2\]](#) section 2.1) fragment specifies the contents of this simple type.

```
<xsd:simpleType name="ST_ArtisticEffectParam4">
  <xsd:restriction base="xsd:int">
    <xsd:minInclusive value="0"/>
    <xsd:maxInclusive value="4"/>
  </xsd:restriction>
</xsd:simpleType>
```

See section [5.1](#) for the full W3C XML Schema ([\[XMLSCHEMA1/2\]](#) section 2.1).

#### 2.3.4.4 ST\_ArtisticEffectParam6

*Target namespace:* <http://schemas.microsoft.com/office/drawing/2010/main>

*Referenced by:* [CT\\_PictureEffectCutout](#)

A simple type that specifies a parameter value for an artistic picture effect in the range from zero through 6.

The following W3C XML Schema ([\[XMLSCHEMA1/2\]](#) section 2.1) fragment specifies the contents of this simple type.

```
<xsd:simpleType name="ST_ArtisticEffectParam6">
  <xsd:restriction base="xsd:int">
    <xsd:minInclusive value="0"/>
    <xsd:maxInclusive value="6"/>
  </xsd:restriction>
</xsd:simpleType>
```

See section [5.1](#) for the full W3C XML Schema ([\[XMLSCHEMA1/2\]](#) section 2.1).

#### 2.3.4.5 ST\_ColorTemperature

*Target namespace:* <http://schemas.microsoft.com/office/drawing/2010/main>

*Referenced by:* [CT\\_PictureEffectColorTemperature](#)

A simple type that specifies a color temperature value in the range from 1500 through 11500.

The following W3C XML Schema ([\[XMLSCHEMA1/2\]](#) section 2.1) fragment specifies the contents of this simple type.

```
<xsd:simpleType name="ST_ColorTemperature">
  <xsd:restriction base="xsd:int">
    <xsd:minInclusive value="1500"/>
    <xsd:maxInclusive value="11500"/>
  </xsd:restriction>
</xsd:simpleType>
```

See section [5.1](#) for the full W3C XML Schema ([\[XMLSCHEMA1/2\]](#) section 2.1).

### 2.3.4.6 ST\_LegacySpreadsheetColorIndex

*Target namespace:* <http://schemas.microsoft.com/office/drawing/2010/main>

*Referenced by:* [legacySpreadsheetColorIndex](#)

This type MUST be used only to define a **legacySpreadsheetColorIndex**.

The following W3C XML Schema ([\[XMLSCHEMA1/2\]](#) section 2.1) fragment specifies the contents of this simple type.

```
<xsd:simpleType name="ST_LegacySpreadsheetColorIndex">
  <xsd:restriction base="xsd:int">
    <xsd:minInclusive value="0"/>
    <xsd:maxInclusive value="80"/>
  </xsd:restriction>
</xsd:simpleType>
```

See section [5.1](#) for the full W3C XML Schema ([\[XMLSCHEMA1/2\]](#) section 2.1).

### 2.3.4.7 ST\_SaturationAmount

*Target namespace:* <http://schemas.microsoft.com/office/drawing/2010/main>

*Referenced by:* [CT\\_PictureEffectSaturation](#)

A simple type that specifies the amount of saturation in the range from zero percent through 400 percent, in one-thousandths of a percent. For more details, see [\[ISO/IEC29500-1:2016\]](#) section 20.1.10.40.

The following W3C XML Schema ([\[XMLSCHEMA1/2\]](#) section 2.1) fragment specifies the contents of this simple type.

```
<xsd:simpleType name="ST_SaturationAmount">
  <xsd:restriction base="a:ST_Percentage">
    <xsd:minInclusive value="0"/>
    <xsd:maxInclusive value="400000"/>
  </xsd:restriction>
</xsd:simpleType>
```

See section [5.1](#) for the full W3C XML Schema ([\[XMLSCHEMA1/2\]](#) section 2.1).

## 2.4 <http://schemas.microsoft.com/office/thememl/2012/main>

### 2.4.1 Elements

#### 2.4.1.1 themeFamily

*Target namespace:* <http://schemas.microsoft.com/office/thememl/2012/main>

A [CT\\_ThemeFamily](#) element that specifies the data about the applied theme.

The following W3C XML Schema ([\[XMLSCHEMA1/2\]](#) section 2.1) fragment specifies the contents of this element.

```
<xsd:element name="themeFamily" type="CT_ThemeFamily"/>
```



See section [5.17](#) for the full W3C XML Schema ([XMLSCHEMA1/2] section 2.1).

## 2.4.2 Attributes

### 2.4.2.1 id

*Target namespace:* <http://schemas.microsoft.com/office/thememl/2012/main>

An **ST\_Guid** ([ISO/IEC29500-1:2016] section 22.9.2.4) attribute that specifies the **GUID** of the signature line object. This attribute is deprecated and it SHOULD NOT be used.

The following W3C XML Schema ([XMLSCHEMA1/2] section 2.1) fragment specifies the contents of this attribute.

```
<xsd:attribute name="id" type="a:ST_Guid"/>
```

See section [5.17](#) for the full W3C XML Schema ([XMLSCHEMA1/2] section 2.1).

## 2.4.3 Complex Types

### 2.4.3.1 CT\_ThemeFamily

*Target namespace:* <http://schemas.microsoft.com/office/thememl/2012/main>

*Referenced by:* [themeFamily](#)

**CT\_ThemeFamily** contains information about the currently applied theme.

*Child Elements:*

**extLst:** A **CT\_OfficeArtExtensionList** [ISO/IEC29500-1:2016] element that specifies the extension list in which all future extensions of element type **ext** is defined.

*Attributes:*

**name:** A string attribute that specifies the name of applied theme.

**id:** An **ST\_Guid** ([ISO/IEC29500-1:2016] section 22.9.2.4) attribute that specifies the **GUID** of the applied theme.

**vid:** An **ST\_Guid** attribute that specifies the GUID of the applied variant.

The following W3C XML Schema ([XMLSCHEMA1/2] section 2.1) fragment specifies the contents of this complex type.

```
<xsd:complexType name="CT_ThemeFamily">
  <xsd:sequence>
    <xsd:element name="extLst" type="a:CT_OfficeArtExtensionList" minOccurs="0"
maxOccurs="1"/>
  </xsd:sequence>
  <xsd:attribute name="name" type="xsd:string" use="required"/>
  <xsd:attribute name="id" type="a:ST_Guid" use="required"/>
  <xsd:attribute name="vid" type="a:ST_Guid" use="required"/>
</xsd:complexType>
```

See section [5.17](#) for the full W3C XML Schema ([XMLSCHEMA1/2] section 2.1).



## 2.4.4 Simple Types

None.

## 2.5 <http://schemas.microsoft.com/office/drawing/2010/chartDrawing>

### 2.5.1 Elements

#### 2.5.1.1 contentPart

*Target namespace:* <http://schemas.microsoft.com/office/drawing/2010/chartDrawing>

A [CT\\_ContentPart](#) element that specifies a reference to XML content in a format not specified in [\[ISO/IEC29500-1:2016\]](#).

This element serves the same purpose as the **contentPart** element in SpreadsheetML Drawing ([ISO/IEC29500-1:2016] section 20.5.2.12), but appears under **CT\_GroupShape** and **EG\_ObjectChoices** ([ISO/IEC29500-1:2016] section A.5.1) to enable content parts in charts.

The following W3C XML Schema ([\[XMLSCHEMA1/2\]](#) section 2.1) fragment specifies the contents of this element.

```
<xsd:element name="contentPart" type="CT_ContentPart"/>
```

See section [5.8](#) for the full W3C XML Schema ([XMLSCHEMA1/2] section 2.1).

### 2.5.2 Attributes

None.

### 2.5.3 Complex Types

#### 2.5.3.1 CT\_ApplicationNonVisualDrawingProps

*Target namespace:* <http://schemas.microsoft.com/office/drawing/2010/chartDrawing>

*Referenced by:* [CT\\_ContentPart](#)

A complex type that specifies Chart DrawingML-specific non-visual properties of a content part.

*Attributes:*

**macro:** A string ([\[XMLSCHEMA2/2\]](#) section 3.2.1) that specifies the name of the custom function associated with the content part.

The format of this string is application-defined and SHOULD be ignored if not understood. [<43>](#)

**fPublished:** A Boolean attribute ([XMLSCHEMA2/2] section 3.2.2) that specifies whether the content part is published with the chart when sent to the server.

The following W3C XML Schema ([\[XMLSCHEMA1/2\]](#) section 2.1) fragment specifies the contents of this complex type.

```
<xsd:complexType name="CT_ApplicationNonVisualDrawingProps">
  <xsd:attribute name="macro" type="xsd:string" use="optional"/>
  <xsd:attribute name="fPublished" type="xsd:boolean" use="optional" default="false"/>
</xsd:complexType>
```

</xsd:complexType>

See section [5.8](#) for the full W3C XML Schema ([XMLSCHEMA1/2] section 2.1).

### 2.5.3.2 CT\_ContentPart

*Target namespace:* <http://schemas.microsoft.com/office/drawing/2010/chartDrawing>

*Referenced by:* [contentPart](#)

A complex type that specifies a reference to XML content in a format not specified in [\[ISO/IEC29500-1:2016\]](#).

This element serves the same purpose as the **contentPart** element in SpreadsheetML Drawing ([ISO/IEC29500-1:2016] section 20.5.2.12), but appears under **CT\_GroupShape** and **EG\_ObjectChoices** ([ISO/IEC29500-1:2016] section A.5.1) to enable content parts in charts.

*Child Elements:*

**nvContentPartPr:** A [CT\\_ContentPartNonVisual](#) element that specifies non-visual properties of the content part.

**nvPr:** A [CT\\_ApplicationNonVisualDrawingProps](#) element that specifies non-visual Chart DrawingML-specific properties.

**xfrm:** A CT\_Transform2D element ([ISO/IEC29500-1:2016] section A.4.1) that specifies the 2-D transform for the content part.

**extLst:** A CT\_OfficeArtExtensionList element ([ISO/IEC29500-1:2016] section A.4.1) that specifies the extension list in which all future extensions of element type **ext** are defined. The extension list, along with corresponding future extensions, is used to extend the storage capabilities of the DrawingML framework. This enables various new types of data to be stored natively in the framework.

*Attributes:*

**r:id:** An ST\_RelationshipId attribute ([ISO/IEC29500-1:2016] section 22.8.2.1) that specifies the relationship identifier to a content part.

**bwMode:** An ST\_BlackWhiteMode attribute ([ISO/IEC29500-1:2016] section 20.1.10.10) that specifies how to interpret color information contained within a content part to achieve a color, black and white, or grayscale rendering of the content part. This attribute specifies only the rendering mode applied to the content part; it does not affect how the actual color information is persisted

The following W3C XML Schema ([\[XMLSCHEMA1/2\]](#) section 2.1) fragment specifies the contents of this complex type.

```
<xsd:complexType name="CT_ContentPart">
  <xsd:sequence>
    <xsd:element name="nvContentPartPr" type="CT_ContentPartNonVisual" minOccurs="0"
maxOccurs="1"/>
    <xsd:element name="nvPr" type="CT_ApplicationNonVisualDrawingProps" minOccurs="0"
maxOccurs="1"/>
    <xsd:element name="xfrm" type="a:CT_Transform2D" minOccurs="0" maxOccurs="1"/>
    <xsd:element name="extLst" type="a:CT_OfficeArtExtensionList" minOccurs="0"
maxOccurs="1"/>
  </xsd:sequence>
  <xsd:attribute ref="r:id" use="required"/>
  <xsd:attribute name="bwMode" type="a:ST_BlackWhiteMode" use="optional" default="auto"/>
</xsd:complexType>
```

See section [5.8](#) for the full W3C XML Schema ([XMLSCHEMA1/2] section 2.1).

### 2.5.3.3 CT\_ContentPartNonVisual

*Target namespace:* <http://schemas.microsoft.com/office/drawing/2010/chartDrawing>

*Referenced by:* [CT\\_ContentPart](#)

A complex type that specifies non-visual properties of a CT\_ContentPart element.

*Child Elements:*

**cNvPr:** A **CT\_NonVisualDrawingProps** ([\[ISO/IEC29500-1:2016\]](#) section A.4.1) element that specifies the non-visual drawing properties for the content part. This allows for additional information that does not affect the appearance of the content part to be stored.

**cNvContentPartPr:** A **CT\_NonVisualInkContentPartProperties** element that specifies non-visual **ink** properties of the content part. This enables additional information that does not affect the appearance of ink in the content part to be stored.

The following W3C XML Schema ([\[XMLSCHEMA1/2\]](#) section 2.1) fragment specifies the contents of this complex type.

```
<xsd:complexType name="CT_ContentPartNonVisual">
  <xsd:sequence>
    <xsd:element name="cNvPr" type="a:CT_NonVisualDrawingProps" minOccurs="1" maxOccurs="1"/>
    <xsd:element name="cNvContentPartPr" type="a14:CT_NonVisualInkContentPartProperties"
minOccurs="0" maxOccurs="1"/>
  </xsd:sequence>
</xsd:complexType>
```

See section [5.8](#) for the full W3C XML Schema ([XMLSCHEMA1/2] section 2.1).

## 2.5.4 Simple Types

None.

## 2.6 <http://schemas.microsoft.com/office/drawing/2012/chart>

### 2.6.1 Elements

#### 2.6.1.1 autoCat

*Target namespace:* <http://schemas.microsoft.com/office/drawing/2012/chart>

**autoCat** is a **CT\_Boolean** element [\[44\]](#) ([\[ISO/IEC29500-1:2016\]](#) section A.5.1) that specifies whether the captions of the data points in this chart series ([\[ISO/IEC29500-1:2016\]](#) section 21.2) were automatically generated. This element is present only if the chart series ([\[ISO/IEC29500-1:2016\]](#) section 21.2) has filtered data points in it.

The following W3C XML Schema ([\[XMLSCHEMA1/2\]](#) section 2.1) fragment specifies the contents of this element.

```
<xsd:element name="autoCat" type="c:CT_Boolean"/>
```

See section [5.13](#) for the full W3C XML Schema ([XMLSCHEMA1/2] section 2.1).

### 2.6.1.2 categoryFilterExceptions

*Target namespace:* <http://schemas.microsoft.com/office/drawing/2012/chart>

**categoryFilterExceptions** is a [CT\\_CategoryFilterExceptions](#) element<45> that contains a list of [CT\\_CategoryFilterException](#) entries. Each entry corresponds to a single data point in the chart series ([\[ISO/IEC29500-1:2016\]](#) section 21.2), that has been filtered out. Each entry specifies special formatting properties associated with that data point.

The following W3C XML Schema ([\[XMLSCHEMA1/2\]](#) section 2.1) fragment specifies the contents of this element.

```
<xsd:element name="categoryFilterExceptions" type="CT_CategoryFilterExceptions"/>
```

See section [5.13](#) for the full W3C XML Schema ([\[XMLSCHEMA1/2\]](#) section 2.1).

### 2.6.1.3 datalabelsRange

*Target namespace:* <http://schemas.microsoft.com/office/drawing/2012/chart>

**datalabelsRange** is a [CT\\_SeriesDataLabelsRange](#) element<46> that specifies the reference to the formula from which the values of dLbls element ([\[ISO/IEC29500-1:2016\]](#) section 21.2.2.49) on a chart series ([\[ISO/IEC29500-1:2016\]](#) section 21.2) are obtained.

The following W3C XML Schema ([\[XMLSCHEMA1/2\]](#) section 2.1) fragment specifies the contents of this element.

```
<xsd:element name="datalabelsRange" type="CT_SeriesDataLabelsRange"/>
```

See section [5.13](#) for the full W3C XML Schema ([\[XMLSCHEMA1/2\]](#) section 2.1).

### 2.6.1.4 dblFieldTable

*Target namespace:* <http://schemas.microsoft.com/office/drawing/2012/chart>

The **dblFieldTable** element is a [CT\\_DataLabelFieldTable](#) element<47> (section [2.6.3.3](#)) that contains a list of [CT\\_DataLabelFieldTableEntry](#) entries (section [2.6.3.4](#)). Each entry corresponds to a text field in a **Datalabel** (section [2.2.1.3](#)) whose value is obtained from a formula reference.

The following W3C XML Schema ([\[XMLSCHEMA1/2\]](#) section 2.1) fragment specifies the contents of this element.

```
<xsd:element name="dblFieldTable" type="CT_DataLabelFieldTable"/>
```

See section [5.13](#) for the full W3C XML Schema ([\[XMLSCHEMA1/2\]](#) section 2.1).

### 2.6.1.5 filteredAreaSeries

*Target namespace:* <http://schemas.microsoft.com/office/drawing/2012/chart>

A [CT\\_FilteredAreaSer](#) element<48> that specifies a chart area series ([\[ISO/IEC29500-1:2016\]](#) section 21.2.2.168) that has been filtered from the chart ([\[ISO/IEC29500-1:2016\]](#) section 21.2).

The following W3C XML Schema ([\[XMLSCHEMA1/2\]](#) section 2.1) fragment specifies the contents of this element.

```
<xsd:element name="filteredAreaSeries" type="CT_FilteredAreaSer"/>
```

See section [5.13](#) for the full W3C XML Schema ([XMLSCHEMA1/2] section 2.1).

### 2.6.1.6 filteredBarSeries

*Target namespace:* <http://schemas.microsoft.com/office/drawing/2012/chart>

A [CT\\_FilteredBarSer](#) element<49> that specifies a chart bar series ([ISO/IEC29500-1:2016] section 21.2.2.170) that has been filtered from the chart ([ISO/IEC29500-1:2016] section 21.2).

The following W3C XML Schema ([XMLSCHEMA1/2] section 2.1) fragment specifies the contents of this element.

```
<xsd:element name="filteredBarSeries" type="CT_FilteredBarSer"/>
```

See section [5.13](#) for the full W3C XML Schema ([XMLSCHEMA1/2] section 2.1).

### 2.6.1.7 filteredBubbleSeries

*Target namespace:* <http://schemas.microsoft.com/office/drawing/2012/chart>

A [CT\\_FilteredBubbleSer](#) element<50> that specifies a chart bubble series ([ISO/IEC29500-1:2016] section 21.2.2.174) that has been filtered from the chart ([ISO/IEC29500-1:2016] section 21.2).

The following W3C XML Schema ([XMLSCHEMA1/2] section 2.1) fragment specifies the contents of this element.

```
<xsd:element name="filteredBubbleSeries" type="CT_FilteredBubbleSer"/>
```

See section [5.13](#) for the full W3C XML Schema ([XMLSCHEMA1/2] section 2.1).

### 2.6.1.8 filteredCategoryTitle

*Target namespace:* <http://schemas.microsoft.com/office/drawing/2012/chart>

A [CT\\_FilteredCategoryTitle](#) element<51> that specifies a chart ([ISO/IEC29500-1:2016] section 21.2) category title that has been filtered from the chart ([ISO/IEC29500-1:2016] section 21.2).

The following W3C XML Schema ([XMLSCHEMA1/2] section 2.1) fragment specifies the contents of this element.

```
<xsd:element name="filteredCategoryTitle" type="CT_FilteredCategoryTitle"/>
```

See section [5.13](#) for the full W3C XML Schema ([XMLSCHEMA1/2] section 2.1).

### 2.6.1.9 filteredLineSeries

*Target namespace:* <http://schemas.microsoft.com/office/drawing/2012/chart>

A [CT\\_FilteredLineSer](#) element<52> that specifies a chart line series ([ISO/IEC29500-1:2016] section 21.2.2.171) that has been filtered from the chart ([ISO/IEC29500-1:2016] section 21.2).

The following W3C XML Schema ([\[XMLSCHEMA1/2\]](#) section 2.1) fragment specifies the contents of this element.

```
<xsd:element name="filteredLineSeries" type="CT_FilteredLineSer"/>
```

See section [5.13](#) for the full W3C XML Schema ([\[XMLSCHEMA1/2\]](#) section 2.1).

#### **2.6.1.10 filteredPieSeries**

*Target namespace:* <http://schemas.microsoft.com/office/drawing/2012/chart>

A [CT\\_FilteredPieSer](#) element [<53>](#) that specifies a chart pie series ([\[ISO/IEC29500-1:2016\]](#) section 21.2.2.172) that has been filtered from the chart ([\[ISO/IEC29500-1:2016\]](#) section 21.2).

The following W3C XML Schema ([\[XMLSCHEMA1/2\]](#) section 2.1) fragment specifies the contents of this element.

```
<xsd:element name="filteredPieSeries" type="CT_FilteredPieSer"/>
```

See section [5.13](#) for the full W3C XML Schema ([\[XMLSCHEMA1/2\]](#) section 2.1).

#### **2.6.1.11 filteredRadarSeries**

*Target namespace:* <http://schemas.microsoft.com/office/drawing/2012/chart>

A [CT\\_FilteredRadarSer](#) element [<54>](#) that specifies a chart radar series ([\[ISO/IEC29500-1:2016\]](#) section 21.2.2.169) that has been filtered from the chart ([\[ISO/IEC29500-1:2016\]](#) section 21.2).

The following W3C XML Schema ([\[XMLSCHEMA1/2\]](#) section 2.1) fragment specifies the contents of this element.

```
<xsd:element name="filteredRadarSeries" type="CT_FilteredRadarSer"/>
```

See section [5.13](#) for the full W3C XML Schema ([\[XMLSCHEMA1/2\]](#) section 2.1).

#### **2.6.1.12 filteredScatterSeries**

*Target namespace:* <http://schemas.microsoft.com/office/drawing/2012/chart>

A [CT\\_FilteredScatterSer](#) element [<55>](#) that specifies a chart scatter series ([\[ISO/IEC29500-1:2016\]](#) section 21.2.2.167) that has been filtered from the chart ([\[ISO/IEC29500-1:2016\]](#) section 21.2).

The following W3C XML Schema ([\[XMLSCHEMA1/2\]](#) section 2.1) fragment specifies the contents of this element.

```
<xsd:element name="filteredScatterSeries" type="CT_FilteredScatterSer"/>
```

See section [5.13](#) for the full W3C XML Schema ([\[XMLSCHEMA1/2\]](#) section 2.1).

#### **2.6.1.13 filteredSeriesTitle**

*Target namespace:* <http://schemas.microsoft.com/office/drawing/2012/chart>

A [CT\\_FilteredSeriesTitle](#) element<56> that specifies a chart ([\[ISO/IEC29500-1:2016\]](#) section 21.2) series title that has been filtered from the chart ([\[ISO/IEC29500-1:2016\]](#) section 21.2).

The following W3C XML Schema ([\[XMLSCHEMA1/2\]](#) section 2.1) fragment specifies the contents of this element.

```
<xsd:element name="filteredSeriesTitle" type="CT_FilteredSeriesTitle"/>
```

See section [5.13](#) for the full W3C XML Schema ([\[XMLSCHEMA1/2\]](#) section 2.1).

#### **2.6.1.14 filteredSurfaceSeries**

*Target namespace:* <http://schemas.microsoft.com/office/drawing/2012/chart>

A [CT\\_FilteredSurfaceSer](#) element<57> that specifies a chart surface series ([\[ISO/IEC29500-1:2016\]](#) section 21.2.2.173) that has been filtered from the chart ([\[ISO/IEC29500-1:2016\]](#) section 21.2).

The following W3C XML Schema ([\[XMLSCHEMA1/2\]](#) section 2.1) fragment specifies the contents of this element.

```
<xsd:element name="filteredSurfaceSeries" type="CT_FilteredSurfaceSer"/>
```

See section [5.13](#) for the full W3C XML Schema ([\[XMLSCHEMA1/2\]](#) section 2.1).

#### **2.6.1.15 formulaRef**

*Target namespace:* <http://schemas.microsoft.com/office/drawing/2012/chart>

A **CT\_FormulaRef** element (section [2.6.3.15](#)) that specifies the visible data source reference for filtered out chart ([\[ISO/IEC29500-1:2016\]](#) section 21.2) series data. This element specifies the reference for the series caption or values or category labels for a chart series that is filtered out from the chart.

This reference is in the form of a book, sheet, and cell reference. This reference does not include the equals sign.

The following W3C XML Schema ([\[XMLSCHEMA1/2\]](#) section 2.1) fragment specifies the contents of this element.

```
<xsd:element name="formulaRef" type="CT_FormulaRef"/>
```

See section [5.13](#) for the full W3C XML Schema ([\[XMLSCHEMA1/2\]](#) section 2.1).

#### **2.6.1.16 fullRef**

*Target namespace:* <http://schemas.microsoft.com/office/drawing/2012/chart>

A [CT\\_FullRef](#) element<58> that specifies the non-filtered data source reference for filtered out chart ([\[ISO/IEC29500-1:2016\]](#) section 21.2) series data.

This reference is in the form of a book, sheet, and cell reference. This reference does not include the equals sign.

The following W3C XML Schema ([\[XMLSCHEMA1/2\]](#) section 2.1) fragment specifies the contents of this element.

```
<xsd:element name="fullRef" type="CT_FullRef"/>
```

See section [5.13](#) for the full W3C XML Schema ([XMLSCHEMA1/2] section 2.1).

### 2.6.1.17 layout

*Target namespace:* <http://schemas.microsoft.com/office/drawing/2012/chart>

**layout** is a **CT\_Layout** ([ISO/IEC29500-1:2016] section A.5.1) element [<59>](#) whose child element **manualLayout** ([ISO/IEC29500-1:2016] section A.5.1) specifies the manual layout for a **Datalabel** (section [2.2.1.3](#)) or the parent **Datalabels** object (section [2.2.1.2](#)). The child elements of **CT\_ManualLayout** ([ISO/IEC29500-1:2016] section A.5.1) other than w (Width) and h (Height) are ignored for a **Datalabel** object. The child elements of **CT\_ManualLayout** other than x (Left), y (Top), w (Width) and h (Height) are ignored for a parent **Datalabels** object.

The following W3C XML Schema ([\[XMLSCHEMA1/2\]](#) section 2.1) fragment specifies the contents of this element.

```
<xsd:element name="layout" type="c:CT_Layout"/>
```

See section [5.13](#) for the full W3C XML Schema ([XMLSCHEMA1/2] section 2.1).

### 2.6.1.18 leaderLines

*Target namespace:* <http://schemas.microsoft.com/office/drawing/2012/chart>

**leaderLines** is a **CT\_ChartLines** ([ISO/IEC29500-1:2016] section A.5.1) element [<60>](#) that specifies the formatting of leader lines, which are chart lines that connect data labels to their corresponding chart series points.

The following W3C XML Schema ([\[XMLSCHEMA1/2\]](#) section 2.1) fragment specifies the contents of this element.

```
<xsd:element name="leaderLines" type="c:CT_ChartLines"/>
```

See section [5.13](#) for the full W3C XML Schema ([XMLSCHEMA1/2] section 2.1).

### 2.6.1.19 levelRef

*Target namespace:* <http://schemas.microsoft.com/office/drawing/2012/chart>

A **CT\_LevelRef** element [<61>](#) that specifies the data source reference for the currently selected label level for a chart ([ISO/IEC29500-1:2016] section 21.2) category axis or a chart ([ISO/IEC29500-1:2016] section 21.2) series title.

This reference is in the form of a book, sheet, and cell reference. This reference does not include the equals sign.

The following W3C XML Schema ([\[XMLSCHEMA1/2\]](#) section 2.1) fragment specifies the contents of this element.

```
<xsd:element name="levelRef" type="CT_LevelRef"/>
```



See section [5.13](#) for the full W3C XML Schema ([XMLSCHEMA1/2] section 2.1).

### 2.6.1.20 numFmt

*Target namespace:* <http://schemas.microsoft.com/office/drawing/2012/chart>

A **CT\_NumFmt** ([ISO/IEC29500-1:2016] section A.5.1) element [<62>](#) that specifies number formatting for elements of type CT\_CatAx ([ISO/IEC29500-1:2016] section A.5.1), CT\_DateAx ([ISO/IEC29500-1:2016] section A.5.1), CT\_SerAx ([ISO/IEC29500-1:2016] section A.5.1) and CT\_ValAx ([ISO/IEC29500-1:2016] section A.5.1). MUST NOT exist if the **CT\_ExtensionList** ([ISO/IEC29500-1:2016] section A.3) element of the parent **CT\_ChartSpace** element ([ISO/IEC29500-4:2016] section A.5.1) does not have a child **CT\_PivotSource** element ([ISO/IEC29500-4:2016] section A.5.1).

The following W3C XML Schema ([XMLSCHEMA1/2] section 2.1) fragment specifies the contents of this element.

```
<xsd:element name="numFmt" type="c:CT_NumFmt"/>
```

See section [5.13](#) for the full W3C XML Schema ([XMLSCHEMA1/2] section 2.1).

### 2.6.1.21 pivotSource

*Target namespace:* <http://schemas.microsoft.com/office/drawing/2012/chart>

A **CT\_PivotSource** ([ISO/IEC29500-4:2016] section A.5.1) element [<63>](#) that specifies the source pivot table for a pivot chart. MUST exist only if the pivot table associated with the chart ([ISO/IEC29500-1:2016] section 21.2) is a Non-WorkSheet PivotTable ([MS-XLSX] section 2.3.3 and [MS-XLSB] section 2.2.5.5).

The following W3C XML Schema ([XMLSCHEMA1/2] section 2.1) fragment specifies the contents of this element.

```
<xsd:element name="pivotSource" type="c:CT_PivotSource"/>
```

See section [5.13](#) for the full W3C XML Schema ([XMLSCHEMA1/2] section 2.1).

### 2.6.1.22 showDataLabelsRange

*Target namespace:* <http://schemas.microsoft.com/office/drawing/2012/chart>

The **showDataLabelsRange** element is a **CT\_Boolean** element [<64>](#) ([ISO/IEC29500-1:2016] section A.5.1) that specifies whether the value from the **datalabelsrange** (section [2.6.1.3](#)) is shown in this **Datalabel** (section [2.2.1.3](#)). If set to true, the value from the **datalabelsrange** corresponding to the index of this **Datalabel** in the chart series ([ISO/IEC29500-1:2016] section 21.2) is shown in this **Datalabel**. The value will be shown as the first field in the **Datalabel's** text.

The following W3C XML Schema ([XMLSCHEMA1/2] section 2.1) fragment specifies the contents of this element.

```
<xsd:element name="showDataLabelsRange" type="c:CT_Boolean"/>
```

See section [5.13](#) for the full W3C XML Schema ([XMLSCHEMA1/2] section 2.1).

### 2.6.1.23 showLeaderLines

*Target namespace:* <http://schemas.microsoft.com/office/drawing/2012/chart>

The **showLeaderLines** element is a **CT\_Boolean** ([ISO/IEC29500-1:2016] section A.5.1) element <65> that specifies whether leader lines, which are chart lines that connect data labels to their corresponding chart series points, are allowed to be displayed for this set of **Datalabels** (section 2.2.1.3). If leader lines are displayed, the formatting from the **leaderLines** (section 2.6.1.18) is used for the leader lines of these **Datalabels**.

The following W3C XML Schema ([XMLSCHEMA1/2] section 2.1) fragment specifies the contents of this element.

```
<xsd:element name="showLeaderLines" type="c:CT_Boolean"/>
```

See section 5.13 for the full W3C XML Schema ([XMLSCHEMA1/2] section 2.1).

### 2.6.1.24 spPr

*Target namespace:* <http://schemas.microsoft.com/office/drawing/2012/chart>

The **spPr** element is a **CT\_ShapeProperties** ([ISO/IEC29500-1:2016] section A.4.1) element <66> that specifies the **shape** geometry for a **Datalabel** (section 2.2.1.3).

The following W3C XML Schema ([XMLSCHEMA1/2] section 2.1) fragment specifies the contents of this element.

```
<xsd:element name="spPr" type="a:CT_ShapeProperties"/>
```

See section 5.13 for the full W3C XML Schema ([XMLSCHEMA1/2] section 2.1).

### 2.6.1.25 tx

*Target namespace:* <http://schemas.microsoft.com/office/drawing/2012/chart>

The **tx** element is a **CT\_Tx** ([ISO/IEC29500-1:2016] section 21.2.2.215) element <67> that specifies the text string stored in the default **Datalabel** (section 2.2.1.3) of a chart series ([ISO/IEC29500-1:2016] section 21.2). This string represents the text that will be shown in every **Datalabel** on the series which does not have custom properties of its own.

The following W3C XML Schema ([XMLSCHEMA1/2] section 2.1) fragment specifies the contents of this element.

```
<xsd:element name="tx" type="c:CT_Tx"/>
```

See section 5.13 for the full W3C XML Schema ([XMLSCHEMA1/2] section 2.1).

### 2.6.1.26 xForSave

*Target namespace:* <http://schemas.microsoft.com/office/drawing/2012/chart>

The **xForSave** element is a **CT\_Boolean** ([ISO/IEC29500-1:2016] section A.5.1) element <68> that specifies whether this **Datalabel** (section 2.2.1.3) was created solely for the purpose of saving. If it is true, it means that when the file is loaded back this **Datalabel** will be merged with the default **Datalabel** on that chart series ([ISO/IEC29500-1:2016] section 21.2).

The following W3C XML Schema ([\[XMLSCHEMA1/2\]](#) section 2.1) fragment specifies the contents of this element.

```
<xsd:element name="xForSave" type="c:CT_Boolean"/>
```

See section [5.13](#) for the full W3C XML Schema ([\[XMLSCHEMA1/2\]](#) section 2.1).

## 2.6.2 Attributes

None.

## 2.6.3 Complex Types

### 2.6.3.1 CT\_CategoryFilterException

*Target namespace:* <http://schemas.microsoft.com/office/drawing/2012/chart>

*Referenced by:* [CT\\_CategoryFilterExceptions](#)

**CT\_CategoryFilterException** is a complex type that contains information about special formatting properties associated with a single data point in a chart series ([\[ISO/IEC29500-1:2016\]](#) section 21.2). [<69>](#) This complex type is used to save special data point properties of points that are filtered out of the chart series ([\[ISO/IEC29500-1:2016\]](#) section 21.2). An entry of this type MUST contain exactly one **sqref** element followed by one or more child elements.

*Child Elements:*

**sqref:** A **string** element ([\[XMLSCHEMA2/2\]](#) section 3.2.1) that specifies the cell reference of the data corresponding to this data point in the chart series ([\[ISO/IEC29500-1:2016\]](#) section 21.2). This element is required. This reference MUST follow the ABNF grammar rules defined in the Formulas section ([\[MS-XLSX\]](#) section 2.2.2) with the following restrictions:

- MUST follow the single-sheet-reference rule.
- MUST NOT use the A1-area, A1-relative-column and A1-relative-row rules.
- MUST use only A1-cell, A1-absolute-column, and A1-absolute-row (since a data point in a series can correspond to only one cell, it SHOULD NOT use area references).

An application can adjust this **cell reference** when the **worksheet** layout changes, even when the containing **ext** element ([\[ISO/IEC29500-1:2016\]](#) section 18.2.7) is not recognized by the application.

**spPr:** A CT\_ShapeProperties element ([\[ISO/IEC29500-1:2016\]](#) section A.4.1) that specifies the formatting (like fill or line properties) to be shown on this data point.

**explosion:** A CT\_UnsignedInt element ([\[ISO/IEC29500-1:2016\]](#) section A.5.1) that specifies the amount this data point shall be moved from the center of the pie in a pie chart series.

**invertIfNegative:** A **CT\_Boolean** element ([\[ISO/IEC29500-1:2016\]](#) section A.5.1) that specifies if the invert color is shown when this data point has a negative value.

**bubble3D:** A **CT\_Boolean** element ([\[ISO/IEC29500-1:2016\]](#) section A.5.1) that specifies if this data point has a 3D bubble.

**marker:** A CT\_Marker element ([\[ISO/IEC29500-1:2016\]](#) section A.5.1) that specifies the properties of the line marker associated with this data point.

**dLbl:** A CT\_DLbl element ([ISO/IEC29500-1:2016] section A.5.1) that specifies the properties of the **Datalabel** (section 2.2.1.3) associated with this data point.

The following W3C XML Schema ([XMLSCHEMA1/2] section 2.1) fragment specifies the contents of this complex type.

```
<xsd:complexType name="CT_CategoryFilterException">
  <xsd:sequence>
    <xsd:element name="sqref" type="xsd:string" minOccurs="1" maxOccurs="1"/>
    <xsd:element name="spPr" type="a:CT_ShapeProperties" minOccurs="0" maxOccurs="1"/>
    <xsd:element name="explosion" type="c:CT_UnsignedInt" minOccurs="0" maxOccurs="1"/>
    <xsd:element name="invertIfNegative" type="c:CT_Boolean" minOccurs="0" maxOccurs="1"/>
    <xsd:element name="bubble3D" type="c:CT_Boolean" minOccurs="0" maxOccurs="1"/>
    <xsd:element name="marker" type="c:CT_Marker" minOccurs="0" maxOccurs="1"/>
    <xsd:element name="dLbl" type="c:CT_DLbl" minOccurs="0" maxOccurs="1"/>
  </xsd:sequence>
</xsd:complexType>
```

See section 5.13 for the full W3C XML Schema ([XMLSCHEMA1/2] section 2.1).

### 2.6.3.2 CT\_CategoryFilterExceptions

*Target namespace:* http://schemas.microsoft.com/office/drawing/2012/chart

*Referenced by:* [categoryFilterExceptions](#)

**CT\_CategoryFilteredExceptions** is a complex type that contains one or more entries of type [CT\\_CategoryFilterException](#). Each entry specifies special formatting properties associated with a single data point in a chart series ([ISO/IEC29500-1:2016] section 21.2), that has been filtered out.

*Child Elements:*

**categoryFilterException:** It is a CT\_CategoryFilterException element that specifies special formatting properties associated with a single data point in a chart series ([ISO/IEC29500-1:2016] section 21.2), which has been filtered out.

The following W3C XML Schema ([XMLSCHEMA1/2] section 2.1) fragment specifies the contents of this complex type.

```
<xsd:complexType name="CT_CategoryFilterExceptions">
  <xsd:sequence>
    <xsd:element name="categoryFilterException" type="CT_CategoryFilterException"
      minOccurs="1" maxOccurs="unbounded"/>
  </xsd:sequence>
</xsd:complexType>
```

See section 5.13 for the full W3C XML Schema ([XMLSCHEMA1/2] section 2.1).

### 2.6.3.3 CT\_DataLabelFieldTable

*Target namespace:* http://schemas.microsoft.com/office/drawing/2012/chart

*Referenced by:* [dblFieldTable](#)

The **CT\_DataLabelFieldTable** is a complex type that contains one or more **CT\_DataLabelFieldTableEntry** entries (section 2.6.3.4) which specify the formula references of each of the cell-reference text fields in the parent **Datalabel** text (section 2.2.1.3). Each **Datalabel** can have one or more of these cell-reference fields. This complex type contains one entry for each

cell-reference field, identifying the field it references using the **GUID** of the field. This is pointed to by the **txfldGUID** element of **CT\_DataLabelFieldTableEntry**.

*Child Elements:*

**dlblFTEEntry:** A **CT\_DataLabelFieldTableEntry** element that specifies the formula reference for a single cell-reference field in the **Datalabel** text. This formula reference points to the text value of the field.

The following W3C XML Schema ([\[XMLSCHEMA1/2\]](#) section 2.1) fragment specifies the contents of this complex type.

```
<xsd:complexType name="CT_DataLabelFieldTable">
  <xsd:sequence>
    <xsd:element name="dlblFTEEntry" type="CT_DataLabelFieldTableEntry" minOccurs="0"
maxOccurs="unbounded"/>
  </xsd:sequence>
</xsd:complexType>
```

See section [5.13](#) for the full W3C XML Schema ([\[XMLSCHEMA1/2\]](#) section 2.1).

### 2.6.3.4 CT\_DataLabelFieldTableEntry

*Target namespace:* <http://schemas.microsoft.com/office/drawing/2012/chart>

*Referenced by:* [CT\\_DataLabelFieldTable](#)

The **CT\_DataLabelFieldTableEntry** is a complex type that specifies the formula reference used to obtain the text value of a cell reference field in the parent **dlbl** element ([\[ISO/IEC29500-1:2016\]](#) section 21.2.2.47). [<72>](#) A **Datalabel** (section [2.2.1.3](#)) can contain more than one field pointing to formula references. This complex type associates one field in the **Datalabel** with the formula reference to which it refers.

*Child Elements:*

**txfldGUID:** A **string** ([\[XMLSCHEMA2/2\]](#) section 3.2.1) element that specifies the **GUID** (identifier) of the cell-reference field in the **Datalabel** text. This element is used to identify which field in the **Datalabel** text this entry corresponds to.

**f:** A **string** element ([\[XMLSCHEMA2/2\]](#) section 3.2.1) that specifies the formula reference of the text field in the **Datalabel** text whose GUID is identified by the **txfldGUID** element.

**dlblFieldTableCache:** A **CT\_StrData** element ([\[ISO/IEC29500-1:2016\]](#) section A.5.1) that contains the value to be inserted into the ancestor **Datalabel**. This is a cached value obtained from the reference formula specified by the **f** element in the parent **Datalabel** field table entry.

The following W3C XML Schema ([\[XMLSCHEMA1/2\]](#) section 2.1) fragment specifies the contents of this complex type.

```
<xsd:complexType name="CT_DataLabelFieldTableEntry">
  <xsd:sequence>
    <xsd:element name="txfldGUID" type="xsd:string" minOccurs="1" maxOccurs="1"/>
    <xsd:element name="f" type="xsd:string" minOccurs="1" maxOccurs="1"/>
    <xsd:element name="dlblFieldTableCache" type="c:CT_StrData" minOccurs="0" maxOccurs="1"/>
  </xsd:sequence>
</xsd:complexType>
```

See section [5.13](#) for the full W3C XML Schema ([\[XMLSCHEMA1/2\]](#) section 2.1).

### 2.6.3.5 CT\_FilteredAreaSer

*Target namespace:* <http://schemas.microsoft.com/office/drawing/2012/chart>

*Referenced by:* [filteredAreaSeries](#)

A complex type that specifies a chart area series ([\[ISO/IEC29500-1:2016\]](#) section 21.2.2.168) that has been filtered from the chart ([\[ISO/IEC29500-1:2016\]](#) section 21.2).<73>

*Child Elements:*

**ser:** A CT\_AreaSer ([\[ISO/IEC29500-1:2016\]](#) section 21.2.2.168) element that specifies a chart area series ([\[ISO/IEC29500-1:2016\]](#) section 21.2.2.168) that has been filtered from the chart ([\[ISO/IEC29500-1:2016\]](#) section 21.2).

The following W3C XML Schema ([\[XMLSCHEMA1/2\]](#) section 2.1) fragment specifies the contents of this complex type.

```
<xsd:complexType name="CT_FilteredAreaSer">
  <xsd:sequence>
    <xsd:element name="ser" type="c:CT_AreaSer" minOccurs="1" maxOccurs="1"/>
  </xsd:sequence>
</xsd:complexType>
```

See section [5.13](#) for the full W3C XML Schema ([\[XMLSCHEMA1/2\]](#) section 2.1).

### 2.6.3.6 CT\_FilteredBarSer

*Target namespace:* <http://schemas.microsoft.com/office/drawing/2012/chart>

*Referenced by:* [filteredBarSeries](#)

A complex type that specifies a chart bar series ([\[ISO/IEC29500-1:2016\]](#) section 21.2.2.170) that has been filtered from the chart ([\[ISO/IEC29500-1:2016\]](#) section 21.2).<74>

*Child Elements:*

**ser:** A CT\_BarSer ([\[ISO/IEC29500-1:2016\]](#) section 21.2.2.170) element that specifies a chart bar series ([\[ISO/IEC29500-1:2016\]](#) section 21.2.2.170) that has been filtered from the chart ([\[ISO/IEC29500-1:2016\]](#) section 21.2).

The following W3C XML Schema ([\[XMLSCHEMA1/2\]](#) section 2.1) fragment specifies the contents of this complex type.

```
<xsd:complexType name="CT_FilteredBarSer">
  <xsd:sequence>
    <xsd:element name="ser" type="c:CT_BarSer" minOccurs="1" maxOccurs="1"/>
  </xsd:sequence>
</xsd:complexType>
```

See section [5.13](#) for the full W3C XML Schema ([\[XMLSCHEMA1/2\]](#) section 2.1).

### 2.6.3.7 CT\_FilteredBubbleSer

*Target namespace:* <http://schemas.microsoft.com/office/drawing/2012/chart>

*Referenced by:* [filteredBubbleSeries](#)

A complex type that specifies a chart bubble series ([\[ISO/IEC29500-1:2016\] section 21.2.2.174](#)) that has been filtered from the chart ([\[ISO/IEC29500-1:2016\] section 21.2](#)).[<75>](#)

*Child Elements:*

**ser:** A **CT\_BubbleSer** ([\[ISO/IEC29500-1:2016\] section 21.2.2.174](#)) element that specifies a chart bubble series ([\[ISO/IEC29500-1:2016\] section 21.2.2.174](#)) that has been filtered from the chart ([\[ISO/IEC29500-1:2016\] section 21.2](#)).

The following W3C XML Schema ([\[XMLSCHEMA1/2\] section 2.1](#)) fragment specifies the contents of this complex type.

```
<xsd:complexType name="CT_FilteredBubbleSer">
  <xsd:sequence>
    <xsd:element name="ser" type="c:CT_BubbleSer" minOccurs="1" maxOccurs="1"/>
  </xsd:sequence>
</xsd:complexType>
```

See section [5.13](#) for the full W3C XML Schema ([\[XMLSCHEMA1/2\] section 2.1](#)).

### 2.6.3.8 CT\_FilteredCategoryTitle

*Target namespace:* <http://schemas.microsoft.com/office/drawing/2012/chart>

*Referenced by:* [filteredCategoryTitle](#)

A complex type that specifies a chart ([\[ISO/IEC29500-1:2016\] section 21.2](#)) category title that has been filtered from the chart ([\[ISO/IEC29500-1:2016\] section 21.2](#)) and the category titles for this chart ([\[ISO/IEC29500-1:2016\] section 21.2](#)) are automatically generated numbers.[<76>](#)

*Child Elements:*

**cat:** A **CT\_AxDataSource** ([\[ISO/IEC29500-1:2016\] section 21.2.2.24](#)) element that specifies the data used for the category axis that has been filtered from the chart.

The following W3C XML Schema ([\[XMLSCHEMA1/2\] section 2.1](#)) fragment specifies the contents of this complex type.

```
<xsd:complexType name="CT_FilteredCategoryTitle">
  <xsd:sequence>
    <xsd:element name="cat" type="c:CT_AxDataSource" minOccurs="1" maxOccurs="1"/>
  </xsd:sequence>
</xsd:complexType>
```

See section [5.13](#) for the full W3C XML Schema ([\[XMLSCHEMA1/2\] section 2.1](#)).

### 2.6.3.9 CT\_FilteredLineSer

*Target namespace:* <http://schemas.microsoft.com/office/drawing/2012/chart>

*Referenced by:* [filteredLineSeries](#)

A complex type that specifies a chart line series ([\[ISO/IEC29500-1:2016\] section 21.2.2.171](#)) that has been filtered from the chart ([\[ISO/IEC29500-1:2016\] section 21.2](#)).[<77>](#)

*Child Elements:*

**ser:** A CT\_LineSer ([ISO/IEC29500-1:2016] section 21.2.2.171) element that specifies a chart line series ([ISO/IEC29500-1:2016] section 21.2.2.171) that has been filtered from the chart ([ISO/IEC29500-1:2016] section 21.2).

The following W3C XML Schema ([\[XMLSCHEMA1/2\]](#) section 2.1) fragment specifies the contents of this complex type.

```
<xsd:complexType name="CT_FilteredLineSer">
  <xsd:sequence>
    <xsd:element name="ser" type="c:CT_LineSer" minOccurs="1" maxOccurs="1"/>
  </xsd:sequence>
</xsd:complexType>
```

See section [5.13](#) for the full W3C XML Schema ([XMLSCHEMA1/2] section 2.1).

### 2.6.3.10 CT\_FilteredPieSer

*Target namespace:* <http://schemas.microsoft.com/office/drawing/2012/chart>

*Referenced by:* [filteredPieSeries](#)

A complex type that specifies a chart pie series ([ISO/IEC29500-1:2016] section 21.2.2.172) that has been filtered from the chart ([ISO/IEC29500-1:2016] section 21.2).<78>

*Child Elements:*

**ser:** A CT\_PieSer ([ISO/IEC29500-1:2016] section 21.2.2.172) element that specifies a chart pie series ([ISO/IEC29500-1:2016] section 21.2.2.172) that has been filtered from the chart ([ISO/IEC29500-1:2016] section 21.2).

The following W3C XML Schema ([\[XMLSCHEMA1/2\]](#) section 2.1) fragment specifies the contents of this complex type.

```
<xsd:complexType name="CT_FilteredPieSer">
  <xsd:sequence>
    <xsd:element name="ser" type="c:CT_PieSer" minOccurs="1" maxOccurs="1"/>
  </xsd:sequence>
</xsd:complexType>
```

See section [5.13](#) for the full W3C XML Schema ([XMLSCHEMA1/2] section 2.1).

### 2.6.3.11 CT\_FilteredRadarSer

*Target namespace:* <http://schemas.microsoft.com/office/drawing/2012/chart>

*Referenced by:* [filteredRadarSeries](#)

A complex type that specifies a chart radar series ([ISO/IEC29500-1:2016] section 21.2.2.169) that has been filtered from the chart ([ISO/IEC29500-1:2016] section 21.2).<79>

*Child Elements:*

**ser:** A CT\_RadarSer ([ISO/IEC29500-1:2016] section 21.2.2.169) element that specifies a chart radar series ([ISO/IEC29500-1:2016] section 21.2.2.169) that has been filtered from the chart ([ISO/IEC29500-1:2016] section 21.2).

The following W3C XML Schema ([\[XMLSCHEMA1/2\]](#) section 2.1) fragment specifies the contents of this complex type.



```

<xsd:complexType name="CT_FilteredRadarSer">
  <xsd:sequence>
    <xsd:element name="ser" type="c:CT_RadarSer" minOccurs="1" maxOccurs="1"/>
  </xsd:sequence>
</xsd:complexType>

```

See section [5.13](#) for the full W3C XML Schema ([XMLSCHEMA1/2] section 2.1).

### 2.6.3.12 CT\_FilteredScatterSer

*Target namespace:* <http://schemas.microsoft.com/office/drawing/2012/chart>

*Referenced by:* [filteredScatterSeries](#)

A complex type that specifies a chart scatter series ([\[ISO/IEC29500-1:2016\]](#) section 21.2.2.167) that has been filtered from the chart ([\[ISO/IEC29500-1:2016\]](#) section 21.2).[<80>](#)

*Child Elements:*

**ser:** A CT\_ScatterSer ([\[ISO/IEC29500-1:2016\]](#) section 21.2.2.167) element that specifies a chart scatter series ([\[ISO/IEC29500-1:2016\]](#) section 21.2.2.167) that has been filtered from the chart ([\[ISO/IEC29500-1:2016\]](#) section 21.2).

The following W3C XML Schema ([\[XMLSCHEMA1/2\]](#) section 2.1) fragment specifies the contents of this complex type.

```

<xsd:complexType name="CT_FilteredScatterSer">
  <xsd:sequence>
    <xsd:element name="ser" type="c:CT_ScatterSer" minOccurs="1" maxOccurs="1"/>
  </xsd:sequence>
</xsd:complexType>

```

See section [5.13](#) for the full W3C XML Schema ([XMLSCHEMA1/2] section 2.1).

### 2.6.3.13 CT\_FilteredSeriesTitle

*Target namespace:* <http://schemas.microsoft.com/office/drawing/2012/chart>

*Referenced by:* [filteredSeriesTitle](#)

A complex type that specifies a chart ([\[ISO/IEC29500-1:2016\]](#) section 21.2) series title that has been filtered from the chart ([\[ISO/IEC29500-1:2016\]](#) section 21.2) and the chart series ([\[ISO/IEC29500-1:2016\]](#) section 21.2) has an automatically generated title.[<81>](#)

*Child Elements:*

**tx:** A CT\_SerTx ([\[ISO/IEC29500-1:2016\]](#) section 21.2.2.215) element that specifies text for a series name, without rich text formatting, that has been filtered from the chart.

The following W3C XML Schema ([\[XMLSCHEMA1/2\]](#) section 2.1) fragment specifies the contents of this complex type.

```

<xsd:complexType name="CT_FilteredSeriesTitle">
  <xsd:sequence>
    <xsd:element name="tx" type="c:CT_SerTx" minOccurs="1" maxOccurs="1"/>
  </xsd:sequence>
</xsd:complexType>

```

See section [5.13](#) for the full W3C XML Schema ([XMLSCHEMA1/2] section 2.1).

### 2.6.3.14 CT\_FilteredSurfaceSer

*Target namespace:* <http://schemas.microsoft.com/office/drawing/2012/chart>

*Referenced by:* [filteredSurfaceSeries](#)

The **CT\_FilteredSurfaceSer** complex type specifies a **chart surface series** ([\[ISO/IEC29500-1:2016\] section 21.2.2.173](#)) that has been filtered from the **chart** ([\[ISO/IEC29500-1:2016\] section 21.2](#)).[<82>](#)

*Child Elements:*

**ser:** A **CT\_SurfaceSer** ([\[ISO/IEC29500-1:2016\] section 21.2.2.173](#)) element that specifies a **chart surface series** ([\[ISO/IEC29500-1:2016\] section 21.2.2.173](#)) that has been filtered from the **chart** ([\[ISO/IEC29500-1:2016\] section 21.2](#)).

The following W3C XML Schema ([\[XMLSCHEMA1/2\] section 2.1](#)) fragment specifies the contents of this complex type.

```
<xsd:complexType name="CT_FilteredSurfaceSer">
  <xsd:sequence>
    <xsd:element name="ser" type="c:CT_SurfaceSer" minOccurs="1" maxOccurs="1"/>
  </xsd:sequence>
</xsd:complexType>
```

See section [5.13](#) for the full W3C XML Schema ([XMLSCHEMA1/2] section 2.1).

### 2.6.3.15 CT\_FormulaRef

*Target namespace:* <http://schemas.microsoft.com/office/drawing/2012/chart>

*Referenced by:* [formulaRef](#)

The **CT\_FormulaRef** complex type specifies the data source reference for a chart ([\[ISO/IEC29500-1:2016\] section 21.2](#)) with filtered series data.[<83>](#)

This reference is in the form of a book, sheet, and cell reference. This reference does not include the equals sign.

*Child Elements:*

**sqref:** A **string** element ([\[XMLSCHEMA2/2\] section 3.2.1](#)) that specifies the data source reference for the chart data. This reference **MUST** follow the ABNF grammar rules defined in Formulas ([\[MS-XLSX\] section 2.2.2](#)) with the following restrictions:

- **MUST** follow the ref-nospace-expression rule.
- **MUST NOT** use the A1-relative-column and A1-relative-row rules.
- **MUST** use only A1-absolute-column and A1-absolute-row.

Contains the data source reference for the series caption or values, or category labels of a filtered out series in the chart.

An application can adjust these **cell references** when the **worksheet** layout changes, even when the containing **ext** element ([\[ISO/IEC29500-1:2016\] section 18.2.7](#)) is not recognized by the application.

The following W3C XML Schema ([\[XMLSCHEMA1/2\]](#) section 2.1) fragment specifies the contents of this complex type.

```
<xsd:complexType name="CT_FormulaRef">
  <xsd:sequence>
    <xsd:element name="sqref" type="xsd:string" minOccurs="1" maxOccurs="1"/>
  </xsd:sequence>
</xsd:complexType>
```

See section [5.13](#) for the full W3C XML Schema ([\[XMLSCHEMA1/2\]](#) section 2.1).

### 2.6.3.16 CT\_FullRef

*Target namespace:* <http://schemas.microsoft.com/office/drawing/2012/chart>

*Referenced by:* [fullRef](#)

**CT\_FullRef** is a complex type that specifies the complete data source reference for a chart ([\[ISO/IEC29500-1:2016\]](#) section 21.2) with filtered series data. [<84>](#)

This reference is in the form of a book, sheet, and cell reference. This reference does not include the equals sign.

*Child Elements:*

**sqref:** A **string** element ([\[XMLSCHEMA2/2\]](#) section 3.2.1) that specifies the data source reference for the chart data. This reference **MUST** follow the ABNF grammar rules defined in Formulas ([\[MS-XLSX\]](#) section 2.2.2) with the following restrictions:

- **MUST** follow the single-sheet-reference rule.
- **MUST NOT** use the A1-relative-column and A1-relative-row rules.
- **MUST** only use A1-absolute-column and A1-absolute-row.

Contains the full set of cell references for the chart, including both filtered and unfiltered data.

An application can adjust these **cell references** when the **worksheet** layout changes, even when the containing **ext** element ([\[ISO/IEC29500-1:2016\]](#) section 18.2.7) is not recognized by the application.

The following W3C XML Schema ([\[XMLSCHEMA1/2\]](#) section 2.1) fragment specifies the contents of this complex type.

```
<xsd:complexType name="CT_FullRef">
  <xsd:sequence>
    <xsd:element name="sqref" type="xsd:string" minOccurs="1" maxOccurs="1"/>
  </xsd:sequence>
</xsd:complexType>
```

See section [5.13](#) for the full W3C XML Schema ([\[XMLSCHEMA1/2\]](#) section 2.1).

### 2.6.3.17 CT\_LevelRef

*Target namespace:* <http://schemas.microsoft.com/office/drawing/2012/chart>

*Referenced by:* [levelRef](#)

The **CT\_LevelRef** is a complex type that specifies the data source reference for the currently selected label level within a hierarchical set of labels for a chart ([ISO/IEC29500-1:2016] section 21.2) category axis or a chart series title.<85>

This reference is in the form of a book, sheet, and cell reference. This reference does not include the equals sign.

*Child Elements:*

**sqref:** A **string** element ([XMLSCHEMA2/2] section 3.2.1) that specifies the data source reference for the chart data for the associated caption level. This reference MUST follow the ABNF grammar rules defined in Formulas ([MS-XLSX] section 2.2.2) with the following restrictions:

- MUST follow the single-sheet-reference rule.
- MUST NOT use the A1-relative-column and A1-relative-row rules.
- MUST only use A1-absolute-column and A1-absolute-row.

An application can adjust these **cell references** when the **worksheet** layout changes, even when the containing **ext** element ([ISO/IEC29500-1:2016] section 18.2.7) is not recognized by the application.

The following W3C XML Schema ([XMLSCHEMA1/2] section 2.1) fragment specifies the contents of this complex type.

```
<xsd:complexType name="CT_LevelRef">
  <xsd:sequence>
    <xsd:element name="sqref" type="xsd:string" minOccurs="1" maxOccurs="1"/>
  </xsd:sequence>
</xsd:complexType>
```

See section 5.13 for the full W3C XML Schema ([XMLSCHEMA1/2] section 2.1).

### 2.6.3.18 CT\_SeriesDataLabelsRange

*Target namespace:* <http://schemas.microsoft.com/office/drawing/2012/chart>

*Referenced by:* [datalabelsRange](#)

The **CT\_SeriesDataLabelsRange** is a complex type that specifies the formula from which the values of the **Datalabels** (section 2.2.1.3) on a chart series ([ISO/IEC29500-1:2016] section 21.2) are obtained.<86>

*Child Elements:*

**f:** It is a **string** ([XMLSCHEMA2/2] section 3.2.1) element that specifies the reference from which the values of the **Datalabels** on a chart series ([ISO/IEC29500-1:2016] section 21.2) are obtained. This reference MUST follow the ABNF grammar rules defined in the Formulas section ([MS-XLSX] section 2.2.2) with the following restrictions:

- MUST follow the single-sheet-reference rule OR the external-name rule.
- MUST NOT use the A1-relative-column and A1-relative-row rules. MUST use only A1-absolute-column and A1-absolute-row
- MUST NOT use the bang-name rule.
- If the string contains a "#REF!", it MUST be the only value in the string.

**dblRangeCache:** It is a **CT\_StrData** ([ISO/IEC29500-1:2016] section A.5.1) element that contains the values to be inserted in each of the **Datalabels** in the parent chart series ([ISO/IEC29500-1:2016] section 21.2). This is a cache of values obtained from the reference formula specified by the element **f** in this complex type. Each value corresponds to one **Datalabel** in the series. The values are assigned to **Datalabels** in the order of their index.

The following W3C XML Schema ([XMLSCHEMA1/2] section 2.1) fragment specifies the contents of this complex type.

```
<xsd:complexType name="CT_SeriesDataLabelsRange">
  <xsd:sequence>
    <xsd:element name="f" type="xsd:string" minOccurs="1" maxOccurs="1"/>
    <xsd:element name="dblRangeCache" type="c:CT_StrData" minOccurs="0" maxOccurs="1"/>
  </xsd:sequence>
</xsd:complexType>
```

See section [5.13](#) for the full W3C XML Schema ([XMLSCHEMA1/2] section 2.1).

## 2.6.4 Simple Types

None.

## 2.7 <http://schemas.microsoft.com/office/drawing/2007/8/2/chart>

### 2.7.1 Elements

#### 2.7.1.1 invertSolidFillFmt

*Target namespace:* <http://schemas.microsoft.com/office/drawing/2007/8/2/chart>

A **CT\_InvertSolidFillFmt** element that specifies the color of the negative data points of the chart ([ISO/IEC29500-1:2016] section 21.2) series.

The following W3C XML Schema ([XMLSCHEMA1/2] section 2.1) fragment specifies the contents of this element.

```
<xsd:element name="invertSolidFillFmt" type="CT_InvertSolidFillFmt"/>
```

See section [5.10](#) for the full W3C XML Schema ([XMLSCHEMA1/2] section 2.1).

#### 2.7.1.2 pivotOptions

*Target namespace:* <http://schemas.microsoft.com/office/drawing/2007/8/2/chart>

A **CT\_PivotOptions** element that specifies the pivot controls that appear on the chart ([ISO/IEC29500-1:2016] section 21.2).

The following W3C XML Schema ([XMLSCHEMA1/2] section 2.1) fragment specifies the contents of this element.

```
<xsd:element name="pivotOptions" type="CT_PivotOptions"/>
```

See section [5.10](#) for the full W3C XML Schema ([XMLSCHEMA1/2] section 2.1).

### 2.7.1.3 style

*Target namespace:* <http://schemas.microsoft.com/office/drawing/2007/8/2/chart>

A **CT\_Style** element that specifies a chart **style** ([\[ISO/IEC29500-1:2016\]](#) section 21.2).

The following W3C XML Schema ([\[XMLSCHEMA1/2\]](#) section 2.1) fragment specifies the contents of this element.

```
<xsd:element name="style" type="CT_Style"/>
```

See section [5.10](#) for the full W3C XML Schema ([\[XMLSCHEMA1/2\]](#) section 2.1).

### 2.7.2 Attributes

None.

### 2.7.3 Complex Types

#### 2.7.3.1 CT\_BooleanFalse

*Target namespace:* <http://schemas.microsoft.com/office/drawing/2007/8/2/chart>

*Referenced by:* [CT\\_PivotOptions](#)

A complex type that specifies a Boolean value that defaults to FALSE.

*Attributes:*

**val:** A Boolean attribute ([\[XMLSCHEMA2/2\]](#) section 3.2.2) that specifies the value for the property. This MUST be set to one of the following: zero, 1, TRUE, or FALSE.

The following W3C XML Schema ([\[XMLSCHEMA1/2\]](#) section 2.1) fragment specifies the contents of this complex type.

```
<xsd:complexType name="CT_BooleanFalse">  
  <xsd:attribute name="val" type="xsd:boolean" use="optional" default="false"/>  
</xsd:complexType>
```

See section [5.10](#) for the full W3C XML Schema ([\[XMLSCHEMA1/2\]](#) section 2.1).

#### 2.7.3.2 CT\_BooleanTrue

*Target namespace:* <http://schemas.microsoft.com/office/drawing/2007/8/2/chart>

A complex type that specifies a Boolean value that defaults to TRUE.

*Attributes:*

**val:** A Boolean attribute ([\[XMLSCHEMA2/2\]](#) section 3.2.2) that specifies the value for the property. This MUST be set to one of the following: zero, 1, TRUE, or FALSE.

The following W3C XML Schema ([\[XMLSCHEMA1/2\]](#) section 2.1) fragment specifies the contents of this complex type.

```
<xsd:complexType name="CT_BooleanTrue">
```

```
<xsd:attribute name="val" type="xsd:boolean" use="optional" default="true"/>
</xsd:complexType>
```

See section [5.10](#) for the full W3C XML Schema ([XMLSCHEMA1/2] section 2.1).

### 2.7.3.3 CT\_InvertSolidFillFmt

*Target namespace:* <http://schemas.microsoft.com/office/drawing/2007/8/2/chart>

*Referenced by:* [invertSolidFillFmt](#)

A complex type that specifies the color of the negative data points of the chart series ([\[ISO/IEC29500-1:2016\]](#) section 21.2).

MUST NOT exist if the parent **CT\_BarSer** element ([\[ISO/IEC29500-4:2016\]](#) section A.5.1) or parent **CT\_BubbleSer** element ([\[ISO/IEC29500-4:2016\]](#) section A.5.1) has a child **CT\_ShapeProperties** element ([\[ISO/IEC29500-4:2016\]](#) section A.4.1) that does not have a child **CT\_SolidColorFillProperties** element ([\[ISO/IEC29500-4:2016\]](#) section A.4.1).

MUST NOT exist if not a descendant of a **CT\_BarChart** element ([\[ISO/IEC29500-4:2016\]](#) section A.5.1), **CT\_Bar3DChart** element ([\[ISO/IEC29500-4:2016\]](#) section A.5.1), or **CT\_BubbleChart** element ([\[ISO/IEC29500-4:2016\]](#) section A.5.1).

MUST NOT exist if the parent **CT\_BarSer** element or parent **CT\_BubbleSer** element has a child **invertIfNegative**.

*Child Elements:*

**spPr:** A **CT\_ShapeProperties** element that specifies the solid color of the negative data points of the chart series ([\[ISO/IEC29500-1:2016\]](#) section 21.2). MUST have a child **CT\_SolidColorFillProperties** element.

The following W3C XML Schema ([\[XMLSCHEMA1/2\]](#) section 2.1) fragment specifies the contents of this complex type.

```
<xsd:complexType name="CT_InvertSolidFillFmt">
  <xsd:sequence>
    <xsd:element name="spPr" type="a:CT_ShapeProperties" minOccurs="1" maxOccurs="1"/>
  </xsd:sequence>
</xsd:complexType>
```

See section [5.10](#) for the full W3C XML Schema ([XMLSCHEMA1/2] section 2.1).

### 2.7.3.4 CT\_PivotOptions

*Target namespace:* <http://schemas.microsoft.com/office/drawing/2007/8/2/chart>

*Referenced by:* [pivotOptions](#)

A complex type that specifies the pivot controls that appear on the chart ([\[ISO/IEC29500-1:2016\]](#) section 21.2).

*Child Elements:*

**dropZoneFilter:** A **CT\_BooleanFalse** element that specifies whether a control for each **PivotTable** field ([\[ISO/IEC29500-1:2016\]](#) section 18.10) on the **PivotTable** page axis ([\[ISO/IEC29500-1:2016\]](#) section 18.10) of the source **PivotTable** appears on the chart when **dropZonesVisible** is set to

TRUE. MUST NOT exist if the parent **CT\_ChartSpace** element ([\[ISO/IEC29500-4:2016\]](#) section A.5.1) does not have a child **CT\_PivotSource** element ([\[ISO/IEC29500-4:2016\]](#) section A.5.1).

**dropZoneCategories:** A **CT\_BooleanFalse** element that specifies whether a control for each **PivotTable** field on the **PivotTable** row axis of the source **PivotTable** appears on the chart when **dropZonesVisible** is set to TRUE. MUST NOT exist if the parent **CT\_ChartSpace** element does not have a child **CT\_PivotSource** element.

**dropZoneData:** A **CT\_BooleanFalse** element that specifies whether a control for each **PivotTable** field on the **PivotTable** data axis of the source **PivotTable** appears on the chart when **dropZonesVisible** is set to TRUE. MUST NOT exist if the parent **CT\_ChartSpace** element does not have a child **CT\_PivotSource** element.

**dropZoneSeries:** A **CT\_BooleanFalse** element that specifies whether a control for each **PivotTable** field on the **PivotTable** column axis of the source **PivotTable** appears on the chart when **dropZonesVisible** is set to TRUE. MUST NOT exist if the parent **CT\_ChartSpace** element does not have a child **CT\_PivotSource** element.

**dropZonesVisible:** A **CT\_BooleanFalse** element that specifies whether any pivot controls can appear on the pivot chart. For example, if **dropZoneFilter** and **dropZoneCategories** are set to TRUE and **dropZoneData** and **dropZoneSeries** are set to FALSE, if **dropZonesVisible** is set to TRUE, controls corresponding to **PivotTable** fields on the **PivotTable** page axis and **PivotTable** row axis appear on the chart, and if **dropZonesVisible** is set to FALSE, no controls appears on the chart. MUST NOT exist if the parent **CT\_ChartSpace** element does not have a child **CT\_PivotSource** element.

The following W3C XML Schema ([\[XMLSCHEMA1/2\]](#) section 2.1) fragment specifies the contents of this complex type.

```
<xsd:complexType name="CT PivotOptions">
  <xsd:sequence>
    <xsd:element name="dropZoneFilter" type="CT_BooleanFalse" minOccurs="0" maxOccurs="1"/>
    <xsd:element name="dropZoneCategories" type="CT_BooleanFalse" minOccurs="0"
maxOccurs="1"/>
    <xsd:element name="dropZoneData" type="CT_BooleanFalse" minOccurs="0" maxOccurs="1"/>
    <xsd:element name="dropZoneSeries" type="CT_BooleanFalse" minOccurs="0" maxOccurs="1"/>
    <xsd:element name="dropZonesVisible" type="CT_BooleanFalse" minOccurs="0" maxOccurs="1"/>
  </xsd:sequence>
</xsd:complexType>
```

See section [5.10](#) for the full W3C XML Schema ([\[XMLSCHEMA1/2\]](#) section 2.1).

### 2.7.3.5 CT\_Style

*Target namespace:* <http://schemas.microsoft.com/office/drawing/2007/8/2/chart>

*Referenced by:* [style](#)

A complex type that specifies a chart style ([\[ISO/IEC29500-1:2016\]](#) section 21.2).

If this element exists, the **CT\_Style** element ([\[ISO/IEC29500-4:2016\]](#) section A.5.1) that is a descendent of the **CT\_ChartSpace** element ([\[ISO/IEC29500-4:2016\]](#) section A.5.1) that is the ancestor of this element MUST exist, SHOULD [<87>](#) be ignored, and MUST have a **val** attribute equal to the **val** attribute of this element minus 100.

*Attributes:*

**val:** An **ST\_Style** attribute that specifies a chart **style**.



The following W3C XML Schema ([\[XMLSCHEMA1/2\]](#) section 2.1) fragment specifies the contents of this complex type.

```
<xsd:complexType name="CT_Style">
  <xsd:attribute name="val" type="ST_Style" use="required"/>
</xsd:complexType>
```

See section [5.10](#) for the full W3C XML Schema ([\[XMLSCHEMA1/2\]](#) section 2.1).

## 2.7.4 Simple Types

### 2.7.4.1 ST\_Style

*Target namespace:* <http://schemas.microsoft.com/office/drawing/2007/8/2/chart>

*Referenced by:* [CT\\_Style](#)

A simple type that specifies a chart style ([\[ISO/IEC29500-1:2016\]](#) section 21.2).

The **style** definitions for this simple type are identical to the corresponding **ST\_Style** style definitions ([\[ISO/IEC29500-1:2016\]](#) section 21.2.3.46), with the following exceptions:

- The number for each style in this simple type is 100 plus the corresponding style number in **ST\_Style** ([\[ISO/IEC29500-1:2016\]](#) section 21.2.3.46).
- The **ST\_Style** simple type ([\[ISO/IEC29500-1:2016\]](#) section 21.2.3.46) states, "If the chart does not have a font size set, then the default font size is 10." This is changed in this simple type to the following: If the chart does not have a font size set, the default font size for the chart is 10 points, and the default font size for the chart title is 18 points.
- The **ST\_Style** simple type ([\[ISO/IEC29500-1:2016\]](#) section 21.2.3.46), table 2, column Axis & Major Gridlines has a value of "tx1" for styles 1 to 32. This is changed in this simple type to specify that styles 101 to 132 have a value of "75% tint of tx1".
- The **ST\_Style** simple type ([\[ISO/IEC29500-1:2016\]](#) section 21.2.3.46), table 2, column Axis & Major Gridlines has a value of "dk1" for styles 33 to 48. This is changed in this simple type to specify that styles 133 to 148 have a value of "75% tint of dk1".
- The **ST\_Style** simple type ([\[ISO/IEC29500-1:2016\]](#) section 21.2.3.46), table 2, column Minor Gridlines has a value of "50% tint of tx1" for styles 33 to 40. This is changed in this simple type to specify that styles 133 to 140 have a value of "50% tint of dk1".
- The **ST\_Style** simple type ([\[ISO/IEC29500-1:2016\]](#) section 21.2.3.46), table 2, column Minor Gridlines has a value of "90% tint of tx1" for styles 41 to 48. This is changed in this simple type to specify that styles 141 to 148 have a value of "90% tint of dk1".
- The **ST\_Style** simple type ([\[ISO/IEC29500-1:2016\]](#) section 21.2.3.46), table 2, column Other Lines has a value of "25% shade of dk1" for styles 35 to 40. This is changed in this simple type to specify that styles 135 to 140 have a value of "dk1".
- The **ST\_Style** simple type ([\[ISO/IEC29500-1:2016\]](#) section 21.2.3.46), table 3, column Floor, Walls & Plot Area (2-D) has a value of "accent1-6" for styles 35 to 40. This is changed in this simple type to specify that styles 135 to 140 have a value of "20% tint of accent1-6".
- The **ST\_Style** simple type ([\[ISO/IEC29500-1:2016\]](#) section 21.2.3.46), tables 4 and 5 do not specify the color of the effect. This is changed in this simple type to specify in tables 4 and 5 that the effect color is "dk1" if the style has an effect applied.

- The **ST\_Style** simple type ([ISO/IEC29500-1:2016] section 21.2.3.46), table 5, column Line Color or Pattern has a value of "50% shade of dk1" for style 33. This is changed in this simple type to specify that style 133 has a value of "92.5% tint of dk1".

The following W3C XML Schema ([\[XMLSCHEMA1/2\]](#) section 2.1) fragment specifies the contents of this simple type.

```
<xsd:simpleType name="ST_Style">
  <xsd:restriction base="xsd:unsignedByte">
    <xsd:minInclusive value="101"/>
    <xsd:maxInclusive value="148"/>
  </xsd:restriction>
</xsd:simpleType>
```

See section [5.10](#) for the full W3C XML Schema ([\[XMLSCHEMA1/2\]](#) section 2.1).

## 2.8 <http://schemas.microsoft.com/office/drawing/2012/chartStyle>

### 2.8.1 Elements

#### 2.8.1.1 chartStyle

*Target namespace:* <http://schemas.microsoft.com/office/drawing/2012/chartStyle>

A [CT\\_ChartStyle](#) element [<88>](#) that specifies the default formatting for all chart elements.

The following W3C XML Schema ([\[XMLSCHEMA1/2\]](#) section 2.1) fragment specifies the contents of this element.

```
<xsd:element name="chartStyle" type="CT_ChartStyle"/>
```

See section [5.15](#) for the full W3C XML Schema ([\[XMLSCHEMA1/2\]](#) section 2.1).

#### 2.8.1.2 colorStyle

*Target namespace:* <http://schemas.microsoft.com/office/drawing/2012/chartStyle>

The **colorStyle** element [<89>](#) (section [2.8.3.2](#)), which is of type **CT\_ColorStyle**, specifies the color style for the chart.

The following W3C XML Schema ([\[XMLSCHEMA1/2\]](#) section 2.1) fragment specifies the contents of this element.

```
<xsd:element name="colorStyle" type="CT_ColorStyle"/>
```

See section [5.15](#) for the full W3C XML Schema ([\[XMLSCHEMA1/2\]](#) section 2.1).

### 2.8.2 Attributes

None.

## 2.8.3 Complex Types

### 2.8.3.1 CT\_ChartStyle

*Target namespace:* <http://schemas.microsoft.com/office/drawing/2012/chartStyle>

*Referenced by:* [chartStyle](#)

A complex type that specifies visual and text properties for all elements present on a chart. [<90>](#)

*Child Elements:*

**axisTitle:** A [CT\\_StyleEntry](#) element that specifies default formatting for an axis title.

**categoryAxis:** A [CT\\_StyleEntry](#) element that specifies default formatting for a category axis.

**chartArea:** A [CT\\_StyleEntry](#) element that specifies default formatting for a chart area.

**dataLabel:** A [CT\\_StyleEntry](#) element that specifies default formatting for a data label.

**dataLabelCallout:** A [CT\\_StyleEntry](#) element that specifies default formatting for a data label callout.

**dataPoint:** A [CT\\_StyleEntry](#) element that specifies default formatting for a data point on a 2-D chart of type column, bar, filled radar, stock, bubble, pie, doughnut, and area as well as 3-D bubble.

**dataPoint3D:** A [CT\\_StyleEntry](#) element that specifies default formatting for a data point on a 3-D chart of type column, bar, line, pie, area and surface.

**dataPointLine:** A [CT\\_StyleEntry](#) element that specifies default formatting for a data point on a 2-D chart of type line, scatter and radar.

**dataPointMarker:** A [CT\\_StyleEntry](#) element that specifies default formatting for markers.

**dataPointMarkerLayout:** A [CT\\_MarkerLayout](#) element that specifies additional marker properties not present in **dataPointMarker**.

**dataPointWireframe:** A [CT\\_StyleEntry](#) element that specifies default formatting for a data point on a surface wireframe chart.

**dataTable:** A [CT\\_StyleEntry](#) element that specifies default formatting for a data table.

**downBar:** A [CT\\_StyleEntry](#) element that specifies default formatting for a down bar.

**dropLine:** A [CT\\_StyleEntry](#) element that specifies default formatting for a drop line.

**errorBar:** A [CT\\_StyleEntry](#) element that specifies default formatting for an error bar.

**floor:** A [CT\\_StyleEntry](#) element that specifies default formatting for a floor.

**gridlineMajor:** A [CT\\_StyleEntry](#) element that specifies default formatting for a major gridline.

**gridlineMinor:** A [CT\\_StyleEntry](#) element that specifies default formatting for a minor gridline.

**hiLoLine:** A [CT\\_StyleEntry](#) element that specifies default formatting for a high low line.

**leaderLine:** A [CT\\_StyleEntry](#) element that specifies default formatting for a leader line.

**legend:** A [CT\\_StyleEntry](#) element that specifies default formatting for a legend.

**plotArea:** A [CT\\_StyleEntry](#) element that specifies default formatting for a plot area on a 2-D chart.

**plotArea3D:** A [CT\\_StyleEntry](#) element that specifies default formatting for a 3-D chart.

**seriesAxis:** A **CT\_StyleEntry** element that specifies default formatting for a series axis.

**seriesLine:** A **CT\_StyleEntry** element that specifies default formatting for a series line.

**title:** A **CT\_StyleEntry** element that specifies default formatting for a chart title.

**trendline:** A **CT\_StyleEntry** element that specifies default formatting for a trend line.

**trendlineLabel:** A **CT\_StyleEntry** element that specifies default formatting for a trend line label.

**upBar:** A **CT\_StyleEntry** element that specifies default formatting for an up bar.

**valueAxis:** A **CT\_StyleEntry** element that specifies default formatting for a value axis.

**wall:** A **CT\_StyleEntry** element that specifies default formatting for a wall.

**extLst:** A **CT\_OfficeArtExtensionList** ([\[ISO/IEC29500-1:2016\]](#) section A.4.1) element that specifies the extension list in which all future extensions of element type **ext** are defined. The extension list, along with corresponding future extensions, is used to extend the storage capabilities of the DrawingML framework. This enables new types of data to be stored natively within the framework.

*Attributes:*

**id:** An **unsignedInt** ([\[XMLSCHEMA2/2\]](#) section 3.3.22) attribute that specifies the identifier for this **CT\_ChartStyle**.

The following W3C XML Schema ([\[XMLSCHEMA1/2\]](#) section 2.1) fragment specifies the contents of this complex type.

```
<xsd:complexType name="CT_ChartStyle">
  <xsd:sequence>
    <xsd:element name="axisTitle" type="CT_StyleEntry" minOccurs="1" maxOccurs="1"/>
    <xsd:element name="categoryAxis" type="CT_StyleEntry" minOccurs="1" maxOccurs="1"/>
    <xsd:element name="chartArea" type="CT_StyleEntry" minOccurs="1" maxOccurs="1"/>
    <xsd:element name="dataLabel" type="CT_StyleEntry" minOccurs="1" maxOccurs="1"/>
    <xsd:element name="dataLabelCallout" type="CT_StyleEntry" minOccurs="0" maxOccurs="1"/>
    <xsd:element name="dataPoint" type="CT_StyleEntry" minOccurs="1" maxOccurs="1"/>
    <xsd:element name="dataPoint3D" type="CT_StyleEntry" minOccurs="1" maxOccurs="1"/>
    <xsd:element name="dataPointLine" type="CT_StyleEntry" minOccurs="1" maxOccurs="1"/>
    <xsd:element name="dataPointMarker" type="CT_StyleEntry" minOccurs="1" maxOccurs="1"/>
    <xsd:element name="dataPointMarkerLayout" type="CT_MarkerLayout" minOccurs="0"
maxOccurs="1"/>
    <xsd:element name="dataPointWireframe" type="CT_StyleEntry" minOccurs="1" maxOccurs="1"/>
    <xsd:element name="dataTable" type="CT_StyleEntry" minOccurs="1" maxOccurs="1"/>
    <xsd:element name="downBar" type="CT_StyleEntry" minOccurs="1" maxOccurs="1"/>
    <xsd:element name="dropLine" type="CT_StyleEntry" minOccurs="1" maxOccurs="1"/>
    <xsd:element name="errorBar" type="CT_StyleEntry" minOccurs="1" maxOccurs="1"/>
    <xsd:element name="floor" type="CT_StyleEntry" minOccurs="1" maxOccurs="1"/>
    <xsd:element name="gridlineMajor" type="CT_StyleEntry" minOccurs="1" maxOccurs="1"/>
    <xsd:element name="gridlineMinor" type="CT_StyleEntry" minOccurs="1" maxOccurs="1"/>
    <xsd:element name="hiLoLine" type="CT_StyleEntry" minOccurs="1" maxOccurs="1"/>
    <xsd:element name="leaderLine" type="CT_StyleEntry" minOccurs="1" maxOccurs="1"/>
    <xsd:element name="legend" type="CT_StyleEntry" minOccurs="1" maxOccurs="1"/>
    <xsd:element name="plotArea" type="CT_StyleEntry" minOccurs="1" maxOccurs="1"/>
    <xsd:element name="plotArea3D" type="CT_StyleEntry" minOccurs="1" maxOccurs="1"/>
    <xsd:element name="seriesAxis" type="CT_StyleEntry" minOccurs="1" maxOccurs="1"/>
    <xsd:element name="seriesLine" type="CT_StyleEntry" minOccurs="1" maxOccurs="1"/>
    <xsd:element name="title" type="CT_StyleEntry" minOccurs="1" maxOccurs="1"/>
    <xsd:element name="trendline" type="CT_StyleEntry" minOccurs="1" maxOccurs="1"/>
    <xsd:element name="trendlineLabel" type="CT_StyleEntry" minOccurs="1" maxOccurs="1"/>
    <xsd:element name="upBar" type="CT_StyleEntry" minOccurs="1" maxOccurs="1"/>
    <xsd:element name="valueAxis" type="CT_StyleEntry" minOccurs="1" maxOccurs="1"/>
    <xsd:element name="wall" type="CT_StyleEntry" minOccurs="1" maxOccurs="1"/>
    <xsd:element name="extLst" type="a:CT_OfficeArtExtensionList" minOccurs="0"
maxOccurs="1"/>
  </xsd:sequence>
</xsd:complexType>
```

```
<xsd:attribute name="id" type="xsd:unsignedInt" use="optional"/>
</xsd:complexType>
```

See section [5.15](#) for the full W3C XML Schema ([XMLSCHEMA1/2] section 2.1).

### 2.8.3.2 CT\_ColorStyle

*Target namespace:* <http://schemas.microsoft.com/office/drawing/2012/chartStyle>

*Referenced by:* [colorStyle](#)

The complex type specifies colors used to resolve **CT\_StyleColor** (section [2.8.3.6](#)) colors in a **CT\_ChartStyle** (section [2.8.3.1](#)).<sup><91></sup> The color style consists of a list of colors, a list of variations and a method for iterating the total set of colors.

The total set of colors is all contained colors repeated each time with each variation applied. A color style can contain 6 colors and 7 variations. This yields a total of 42 colors with the first 6 having the first variation applied, the second 6 having the second variation applied and so on. If no variations are present, then the total color set is just the contained colors with no extra variations.

To retrieve a color given an index, a method is applied to map that index into the total set of colors.

*Child Elements:*

**scrgbClr:** A **CT\_ScRgbColor** ([\[ISO/IEC29500-1:2016\]](#) section A.4.1) element that specifies a color using the **red-green-blue (RGB)** color model. See ([\[ISO/IEC29500-1:2016\]](#) section 20.1.2.3.30).

**srgbClr:** A **CT\_SRgbColor** ([\[ISO/IEC29500-1:2016\]](#) section A.4.1) element that specifies a color using the RGB color model. See ([\[ISO/IEC29500-1:2016\]](#) section 20.1.2.3.32).

**hsbClr:** A **CT\_HslColor** ([\[ISO/IEC29500-1:2016\]](#) section A.4.1) element that specifies a color using the **hue-saturation-luminance (HSL)** color model. See ([\[ISO/IEC29500-1:2016\]](#) section 20.1.2.3.13).

**sysClr:** A **CT\_SystemColor** ([\[ISO/IEC29500-1:2016\]](#) section A.4.1) element that specifies a color bound to predefined operating system elements. See ([\[ISO/IEC29500-1:2016\]](#) section 20.1.2.3.33).

**schemeClr:** A **CT\_SchemeColor** ([\[ISO/IEC29500-1:2016\]](#) section A.4.1) element that specifies a color bound to a user's theme. See ([\[ISO/IEC29500-1:2016\]](#) section 20.1.2.3.29).

**prstClr:** A **CT\_PresetColor** ([\[ISO/IEC29500-1:2016\]](#) section A.4.1) element that specifies a color which is bound to one of a predefined collection of colors. See ([\[ISO/IEC29500-1:2016\]](#) section 20.1.2.3.22).

**variation:** A [CT\\_ColorStyleVariation](#) element that specifies a variation applied to all colors to create a longer set of colors without having to explicitly list them all.

**extLst:** A **CT\_OfficeArtExtensionList** ([\[ISO/IEC29500-1:2016\]](#) section A.4.1) element that specifies the extension list in which all future extensions of element type **ext** is defined. The extension list, along with corresponding future extensions, is used to extend the storage capabilities of the DrawingML framework. This enables various types of data to be stored natively in the framework.

*Attributes:*

**meth:** An [ST\\_ColorStyleMethod](#) attribute that specifies the method for mapping an index for an element in a chart to the total set of colors contained in this **CT\_ColorStyle**.

**id:** An **unsignedInt** ([\[XMLSCHEMA2/2\]](#) section 3.3.22) attribute that specifies the identifier for this **CT\_ColorStyle**.

The following W3C XML Schema ([\[XMLSCHEMA1/2\]](#) section 2.1) fragment specifies the contents of this complex type.

```
<xsd:complexType name="CT_ColorStyle">
  <xsd:sequence>
    <xsd:group ref="a:EG_ColorChoice" minOccurs="1" maxOccurs="unbounded"/>
    <xsd:element name="variation" type="CT_ColorStyleVariation" minOccurs="0"
maxOccurs="unbounded"/>
    <xsd:element name="extLst" type="a:CT_OfficeArtExtensionList" minOccurs="0"
maxOccurs="1"/>
  </xsd:sequence>
  <xsd:attribute name="meth" type="ST_ColorStyleMethod" use="required"/>
  <xsd:attribute name="id" type="xsd:unsignedInt" use="optional"/>
</xsd:complexType>
```

See section [5.15](#) for the full W3C XML Schema ([\[XMLSCHEMA1/2\]](#) section 2.1).

### 2.8.3.3 CT\_ColorStyleVariation

*Target namespace:* <http://schemas.microsoft.com/office/drawing/2012/chartStyle>

*Referenced by:* [CT\\_ColorStyle](#)

The complex type specifies a list of transforms that are appended to all colors in a `CT_ColorStyle` to produce a variation of the color style. [<92>](#)

*Child Elements:*

**tint:** A `CT_PositiveFixedPercentage` ([\[ISO/IEC29500-1:2016\]](#) section A.4.1) element that specifies a lighter version of its input color. See ([\[ISO/IEC29500-1:2016\]](#) section 20.1.2.3.34).

**shade:** A `CT_PositiveFixedPercentage` ([\[ISO/IEC29500-1:2016\]](#) section A.4.1) element that specifies a darker version of its input color. See ([\[ISO/IEC29500-1:2016\]](#) section 20.1.2.3.31).

**comp:** A `CT_ComplementTransform` ([\[ISO/IEC29500-1:2016\]](#) section A.4.1) element that specifies the complement of its input color. See ([\[ISO/IEC29500-1:2016\]](#) section 20.1.2.3.7).

**inv:** A `CT_InverseTransform` ([\[ISO/IEC29500-1:2016\]](#) section A.4.1) element that specifies the inverse of its input color. See ([\[ISO/IEC29500-1:2016\]](#) section 20.1.2.3.17).

**gray:** A `CT_GrayscaleTransform` ([\[ISO/IEC29500-1:2016\]](#) section A.4.1) element that specifies a grayscale of its input color. See ([\[ISO/IEC29500-1:2016\]](#) section 20.1.2.3.9).

**alpha:** A `CT_PositiveFixedPercentage` ([\[ISO/IEC29500-1:2016\]](#) section A.4.1) element that specifies its input color with the specified opacity, but with its color unchanged. See ([\[ISO/IEC29500-1:2016\]](#) section 20.1.2.3.1).

**alphaOff:** A `CT_FixedPercentage` ([\[ISO/IEC29500-1:2016\]](#) section A.4.1) element that specifies a more or less opaque version of its input color. See ([\[ISO/IEC29500-1:2016\]](#) section 20.1.2.3.3).

**alphaMod:** A `CT_PositivePercentage` ([\[ISO/IEC29500-1:2016\]](#) section A.4.1) element that specifies a more or less opaque version of its input color. See ([\[ISO/IEC29500-1:2016\]](#) section 20.1.2.3.2).

**hue:** A `CT_PositiveFixedAngle` ([\[ISO/IEC29500-1:2016\]](#) section A.4.1) element that specifies the input color with the specified hue, but with its saturation and luminance unchanged. See ([\[ISO/IEC29500-1:2016\]](#) section 20.1.2.3.14).

**hueOff:** A **CT\_Angle** ([ISO/IEC29500-1:2016] section A.4.1) element that specifies the input color with its hue shifted, but with its saturation and luminance unchanged. See ([ISO/IEC29500-1:2016] section 20.1.2.3.16).

**hueMod:** A **CT\_PositivePercentage** ([ISO/IEC29500-1:2016] section A.4.1) element that specifies the input color with its hue modulated by the given percentage. See ([ISO/IEC29500-1:2016] section 20.1.2.3.15).

**sat:** A **CT\_Percentage** ([ISO/IEC29500-1:2016] section A.4.1) element that specifies the input color with the specified saturation, but with its hue and luminance unchanged. See ([ISO/IEC29500-1:2016] section 20.1.2.3.26).

**satOff:** A **CT\_Percentage** ([ISO/IEC29500-1:2016] section A.4.1) element that specifies the input color with its saturation shifted, but with its hue and luminance unchanged. See ([ISO/IEC29500-1:2016] section 20.1.2.3.28).

**satMod:** A **CT\_Percentage** ([ISO/IEC29500-1:2016] section A.4.1) element that specifies the input color with its saturation modulated by the given percentage. See ([ISO/IEC29500-1:2016] section 20.1.2.3.27).

**lum:** A **CT\_Percentage** ([ISO/IEC29500-1:2016] section A.4.1) element that specifies the input color with the specified luminance, but with its hue and saturation unchanged. See ([ISO/IEC29500-1:2016] section 20.1.2.3.19).

**lumOff:** A **CT\_Percentage** ([ISO/IEC29500-1:2016] section A.4.1) element that specifies the input color with its luminance shifted, but with its hue and saturation unchanged. See ([ISO/IEC29500-1:2016] section 20.1.2.3.21).

**lumMod:** A **CT\_Percentage** ([ISO/IEC29500-1:2016] section A.4.1) element that specifies the input color with its luminance modulated by the given percentage. See ([ISO/IEC29500-1:2016] section 20.1.2.3.20).

**red:** A **CT\_Percentage** ([ISO/IEC29500-1:2016] section A.4.1) element that specifies the input color with the specified red component, but with its green and blue components unchanged. See ([ISO/IEC29500-1:2016] section 20.1.2.3.23).

**redOff:** A **CT\_Percentage** ([ISO/IEC29500-1:2016] section A.4.1) element that specifies the input color with its red component shifted, but with its green and blue components unchanged. See ([ISO/IEC29500-1:2016] section 20.1.2.3.25).

**redMod:** A **CT\_Percentage** ([ISO/IEC29500-1:2016] section A.4.1) element that specifies the input color with its red component modulated by the given percentage. See ([ISO/IEC29500-1:2016] section 20.1.2.3.24).

**green:** A **CT\_Percentage** ([ISO/IEC29500-1:2016] section A.4.1) element that specifies the input color with the specified green component, but with its red and blue components unchanged. See ([ISO/IEC29500-1:2016] section 20.1.2.3.10).

**greenOff:** A **CT\_Percentage** ([ISO/IEC29500-1:2016] section A.4.1) element that specifies the input color with its green component shifted, but with its red and blue components unchanged. See ([ISO/IEC29500-1:2016] section 20.1.2.3.12).

**greenMod:** A **CT\_Percentage** ([ISO/IEC29500-1:2016] section A.4.1) element that specifies the input color with its green component modulated by the given percentage. See ([ISO/IEC29500-1:2016] section 20.1.2.3.11).

**blue:** A **CT\_Percentage** ([ISO/IEC29500-1:2016] section A.4.1) element that specifies the input color with the specified blue component, but with its red and green components unchanged. See ([ISO/IEC29500-1:2016] section 20.1.2.3.4).



**blueOff:** A **CT\_Percentage** ([ISO/IEC29500-1:2016] section A.4.1) element that specifies the input color with its blue component shifted, but with its red and green components unchanged. See ([ISO/IEC29500-1:2016] section 20.1.2.3.6).

**blueMod:** A **CT\_Percentage** ([ISO/IEC29500-1:2016] section A.4.1) element that specifies the input color with its blue component modulated by the given percentage. See ([ISO/IEC29500-1:2016] section 20.1.2.3.5).

**gamma:** A **CT\_GammaTransform** ([ISO/IEC29500-1:2016] section A.4.1) element that specifies the sRGB gamma shift of its input color. See ([ISO/IEC29500-1:2016] section 20.1.2.3.8).

**invGamma:** A **CT\_InverseGammaTransform** ([ISO/IEC29500-1:2016] section A.4.1) element that specifies the inverse sRGB gamma shift of its input color. See ([ISO/IEC29500-1:2016] section 20.1.2.3.18).

The following W3C XML Schema ([\[XMLSCHEMA1/2\]](#) section 2.1) fragment specifies the contents of this complex type.

```
<xsd:complexType name="CT_ColorStyleVariation">
  <xsd:sequence>
    <xsd:group ref="a:EG_ColorTransform" minOccurs="0" maxOccurs="unbounded"/>
  </xsd:sequence>
</xsd:complexType>
```

See section [5.15](#) for the full W3C XML Schema ([\[XMLSCHEMA1/2\]](#) section 2.1).

### 2.8.3.4 CT\_FontReference

*Target namespace:* <http://schemas.microsoft.com/office/drawing/2012/chartStyle>

*Referenced by:* [CT\\_StyleEntry](#)

A reference to the document's font scheme. [<93>](#) This element is identical to **CT\_FontReference** ([ISO/IEC29500-1:2016] section A.4.1) but also allows for a **CT\_StyleColor** (section [2.8.3.6](#)) element and a modifier list.

*Child Elements:*

**scrgbClr:** A **CT\_ScRgbColor** ([ISO/IEC29500-1:2016] section A.4.1) element that specifies a color using the **red-green-blue (RGB)** color model. See ([ISO/IEC29500-1:2016] section 20.1.2.3.30).

**srgbClr:** A **CT\_SRgbColor** ([ISO/IEC29500-1:2016] section A.4.1) element that specifies a color using the RGB color model. See ([ISO/IEC29500-1:2016] section 20.1.2.3.32).

**hslClr:** A **CT\_HslColor** ([ISO/IEC29500-1:2016] section A.4.1) element that specifies a color using the **hue-saturation-luminance (HSL)** color model. See ([ISO/IEC29500-1:2016] section 20.1.2.3.13).

**sysClr:** A **CT\_SystemColor** ([ISO/IEC29500-1:2016] section A.4.1) element that specifies a color bound to predefined operating system elements. See ([ISO/IEC29500-1:2016] section 20.1.2.3.33).

**schemeClr:** A **CT\_SchemeColor** ([ISO/IEC29500-1:2016] section A.4.1) element that specifies a color bound to a user's theme. See ([ISO/IEC29500-1:2016] section 20.1.2.3.29).

**prstClr:** A **CT\_PresetColor** ([ISO/IEC29500-1:2016] section A.4.1) element that specifies a color which is bound to one of a predefined collection of colors. See ([ISO/IEC29500-1:2016] section 20.1.2.3.22).

**styleClr:** A **CT\_StyleColor** element that specifies a color calculated from a [CT\\_ColorStyle](#).



*Attributes:*

**idx:** An **ST\_FontCollectionIndex** ([ISO/IEC29500-1:2016] section 20.1.10.25) attribute that specifies a font associated with the style.

**mods:** An **ST\_StyleReferenceModifierList** attribute that specifies a list of modifiers for this reference.

The following W3C XML Schema ([XMLSCHEMA1/2] section 2.1) fragment specifies the contents of this complex type.

```
<xsd:complexType name="CT_FontReference">
  <xsd:sequence>
    <xsd:group ref="a:EG_ColorChoice" minOccurs="0" maxOccurs="1"/>
    <xsd:element name="styleClr" type="CT_StyleColor" minOccurs="0" maxOccurs="1"/>
  </xsd:sequence>
  <xsd:attribute name="idx" type="a:ST_FontCollectionIndex" use="required"/>
  <xsd:attribute name="mods" type="ST_StyleReferenceModifierList" use="optional"/>
</xsd:complexType>
```

See section [5.15](#) for the full W3C XML Schema ([XMLSCHEMA1/2] section 2.1).

### 2.8.3.5 CT\_MarkerLayout

*Target namespace:* <http://schemas.microsoft.com/office/drawing/2012/chartStyle>

*Referenced by:* [CT\\_ChartStyle](#)

The complex type specifies additional properties for data points that have markers. [<94>](#)

*Attributes:*

**symbol:** An **ST\_MarkerStyle** attribute that specifies a style for markers on a chart.

**size:** An **ST\_MarkerSize** attribute that specifies the size for markers on a chart.

The following W3C XML Schema ([XMLSCHEMA1/2] section 2.1) fragment specifies the contents of this complex type.

```
<xsd:complexType name="CT_MarkerLayout">
  <xsd:attribute name="symbol" type="ST_MarkerStyle" use="optional"/>
  <xsd:attribute name="size" type="ST_MarkerSize" use="optional"/>
</xsd:complexType>
```

See section [5.15](#) for the full W3C XML Schema ([XMLSCHEMA1/2] section 2.1).

### 2.8.3.6 CT\_StyleColor

*Target namespace:* <http://schemas.microsoft.com/office/drawing/2012/chartStyle>

*Referenced by:* [CT\\_StyleReference](#), [CT\\_FontReference](#)

The complex type specifies a color which is retrieved from **CT\_ColorStyle** (section [2.8.3.2](#)). [<95>](#)

*Child Elements:*

**tint:** A **CT\_PositiveFixedPercentage** ([ISO/IEC29500-1:2016] section A.4.1) element that specifies a lighter version of its input color. See ([ISO/IEC29500-1:2016] section 20.1.2.3.34).

**shade:** A **CT\_PositiveFixedPercentage** ([ISO/IEC29500-1:2016] section A.4.1) element that specifies a darker version of its input color. See ([ISO/IEC29500-1:2016] section 20.1.2.3.31).

**comp:** A **CT\_ComplementTransform** ([ISO/IEC29500-1:2016] section A.4.1) element that specifies the complement of its input color. See ([ISO/IEC29500-1:2016] section 20.1.2.3.7).

**inv:** A **CT\_InverseTransform** ([ISO/IEC29500-1:2016] section A.4.1) element that specifies the inverse of its input color. See ([ISO/IEC29500-1:2016] section 20.1.2.3.17).

**gray:** A **CT\_GrayscaleTransform** ([ISO/IEC29500-1:2016] section A.4.1) element that specifies a grayscale of its input color. See ([ISO/IEC29500-1:2016] section 20.1.2.3.9).

**alpha:** A **CT\_PositiveFixedPercentage** ([ISO/IEC29500-1:2016] section A.4.1) element that specifies its input color with the specified opacity, but with its color unchanged. See ([ISO/IEC29500-1:2016] section 20.1.2.3.1).

**alphaOff:** A **CT\_FixedPercentage** ([ISO/IEC29500-1:2016] section A.4.1) element that specifies a more or less opaque version of its input color. See ([ISO/IEC29500-1:2016] section 20.1.2.3.3).

**alphaMod:** A **CT\_PositivePercentage** ([ISO/IEC29500-1:2016] section A.4.1) element that specifies a more or less opaque version of its input color. See ([ISO/IEC29500-1:2016] section 20.1.2.3.2).

**hue:** A **CT\_PositiveFixedAngle** ([ISO/IEC29500-1:2016] section A.4.1) element that specifies the input color with the specified hue, but with its saturation and luminance unchanged. See ([ISO/IEC29500-1:2016] section 20.1.2.3.14).

**hueOff:** A **CT\_Angle** ([ISO/IEC29500-1:2016] section A.4.1) element that specifies the input color with its hue shifted, but with its saturation and luminance unchanged. See ([ISO/IEC29500-1:2016] section 20.1.2.3.16).

**hueMod:** A **CT\_PositivePercentage** ([ISO/IEC29500-1:2016] section A.4.1) element that specifies the input color with its hue modulated by the given percentage. See ([ISO/IEC29500-1:2016] section 20.1.2.3.15).

**sat:** A **CT\_Percentage** ([ISO/IEC29500-1:2016] section A.4.1) element that specifies the input color with the specified saturation, but with its hue and luminance unchanged. See ([ISO/IEC29500-1:2016] section 20.1.2.3.26).

**satOff:** A **CT\_Percentage** ([ISO/IEC29500-1:2016] section A.4.1) element that specifies the input color with its saturation shifted, but with its hue and luminance unchanged. See ([ISO/IEC29500-1:2016] section 20.1.2.3.28).

**satMod:** A **CT\_Percentage** ([ISO/IEC29500-1:2016] section A.4.1) element that specifies the input color with its saturation modulated by the given percentage. See ([ISO/IEC29500-1:2016] section 20.1.2.3.27).

**lum:** A **CT\_Percentage** ([ISO/IEC29500-1:2016] section A.4.1) element that specifies the input color with the specified luminance, but with its hue and saturation unchanged. See ([ISO/IEC29500-1:2016] section 20.1.2.3.19).

**lumOff:** A **CT\_Percentage** ([ISO/IEC29500-1:2016] section A.4.1) element that specifies the input color with its luminance shifted, but with its hue and saturation unchanged. See ([ISO/IEC29500-1:2016] section 20.1.2.3.21).

**lumMod:** A **CT\_Percentage** ([ISO/IEC29500-1:2016] section A.4.1) element that specifies the input color with its luminance modulated by the given percentage. See ([ISO/IEC29500-1:2016] section 20.1.2.3.20).

**red:** A **CT\_Percentage** ([ISO/IEC29500-1:2016] section A.4.1) element that specifies the input color with the specified red component, but with its green and blue components unchanged. See ([ISO/IEC29500-1:2016] section 20.1.2.3.23).

**redOff:** A **CT\_Percentage** ([ISO/IEC29500-1:2016] section A.4.1) element that specifies the input color with its red component shifted, but with its green and blue components unchanged. See ([ISO/IEC29500-1:2016] section 20.1.2.3.25).

**redMod:** A **CT\_Percentage** ([ISO/IEC29500-1:2016] section A.4.1) element that specifies the input color with its red component modulated by the given percentage. See ([ISO/IEC29500-1:2016] section 20.1.2.3.24).

**green:** A **CT\_Percentage** ([ISO/IEC29500-1:2016] section A.4.1) element that specifies the input color with the specified green component, but with its red and blue components unchanged. See ([ISO/IEC29500-1:2016] section 20.1.2.3.10).

**greenOff:** A **CT\_Percentage** ([ISO/IEC29500-1:2016] section A.4.1) element that specifies the input color with its green component shifted, but with its red and blue components unchanged. See ([ISO/IEC29500-1:2016] section 20.1.2.3.12).

**greenMod:** A **CT\_Percentage** ([ISO/IEC29500-1:2016] section A.4.1) element that specifies the input color with its green component modulated by the given percentage. See ([ISO/IEC29500-1:2016] section 20.1.2.3.11).

**blue:** A **CT\_Percentage** ([ISO/IEC29500-1:2016] section A.4.1) element that specifies the input color with the specified blue component, but with its red and green components unchanged. See ([ISO/IEC29500-1:2016] section 20.1.2.3.4).

**blueOff:** A **CT\_Percentage** ([ISO/IEC29500-1:2016] section A.4.1) element that specifies the input color with its blue component shifted, but with its red and green components unchanged. See ([ISO/IEC29500-1:2016] section 20.1.2.3.6).

**blueMod:** A **CT\_Percentage** ([ISO/IEC29500-1:2016] section A.4.1) element that specifies the input color with its blue component modulated by the given percentage. See ([ISO/IEC29500-1:2016] section 20.1.2.3.5).

**gamma:** A **CT\_GammaTransform** ([ISO/IEC29500-1:2016] section A.4.1) element that specifies the sRGB gamma shift of its input color. See ([ISO/IEC29500-1:2016] section 20.1.2.3.8).

**invGamma:** A **CT\_InverseGammaTransform** ([ISO/IEC29500-1:2016] section A.4.1) element that specifies the inverse sRGB gamma shift of its input color. See ([ISO/IEC29500-1:2016] section 20.1.2.3.18).

*Attributes:*

**val:** An [ST\\_StyleColorVal](#) attribute that specifies the value which is used to determine the index of the color in a **CT\_ColorStyle**.

The following W3C XML Schema ([\[XMLSCHEMA1/2\]](#) section 2.1) fragment specifies the contents of this complex type.

```
<xsd:complexType name="CT_StyleColor">
  <xsd:sequence>
    <xsd:group ref="a:EG_ColorTransform" minOccurs="0" maxOccurs="unbounded"/>
  </xsd:sequence>
  <xsd:attribute name="val" type="ST_StyleColorVal"/>
</xsd:complexType>
```

See section [5.15](#) for the full W3C XML Schema ([XMLSCHEMA1/2] section 2.1).

### 2.8.3.7 CT\_StyleEntry

Target namespace: <http://schemas.microsoft.com/office/drawing/2012/chartStyle>

Referenced by: [CT\\_ChartStyle](#)

This complex type specifies the default formatting for a single type of element on a chart. <96> This element allows for properties to be explicitly specified or hold references to the document's theme.

Child Elements:

**InRef:** A [CT\\_StyleReference](#) element that specifies a reference to a line style within the style matrix.

**lineWidthScale:** A **double** ([\[XMLSCHEMA2/2\]](#) section 3.2.5) element that specifies a multiplier to apply to the line width.

**fillRef:** A [CT\\_StyleReference](#) element that specifies a reference to a fill style within the style matrix.

**effectRef:** A [CT\\_StyleReference](#) element that specifies a reference to an effect style within the style matrix.

**fontRef:** A [CT\\_FontReference](#) element that specifies a reference to a themed font.

**spPr:** A [CT\\_ShapeProperties](#) ([\[ISO/IEC29500-1:2016\]](#) section A.4.1) element that specifies visual **shape** properties of the part of the chart associated with this **CT\_StyleEntry**. These properties override properties that are specified by **fillRef**, **InRef** and **effectRef**.

If a **CT\_SchemeColor** ([\[ISO/IEC29500-1:2016\]](#) section A.4.1) element within this element's child **CT\_FillProperties** ([\[ISO/IEC29500-1:2016\]](#) section A.4.1) element has a value of **phClr**, then the color is resolved by replacing it with the color specified by **fillRef**.

If a **CT\_SchemeColor** ([\[ISO/IEC29500-1:2016\]](#) section A.4.1) element within this element's child **CT\_LineProperties** ([\[ISO/IEC29500-1:2016\]](#) section A.4.1) element has a value of **phClr**, then the color is resolved by replacing it with the color specified by **InRef**.

If a **CT\_SchemeColor** ([\[ISO/IEC29500-1:2016\]](#) section A.4.1) element within this element's child **CT\_EffectProperties** ([\[ISO/IEC29500-1:2016\]](#) section A.4.1) or **CT\_Shape3D** ([\[ISO/IEC29500-1:2016\]](#) section A.4.1) element has a value of **phClr**, then the color is resolved by replacing it with the color specified by **effectRef**.

**defRPr:** A [CT\\_TextCharacterProperties](#) ([\[ISO/IEC29500-1:2016\]](#) section A.4.1) element that specifies the default text character properties for a text body on a chart which is associated with this **CT\_StyleEntry**. If a **CT\_SchemeColor** ([\[ISO/IEC29500-1:2016\]](#) section A.4.1) element within this element has a value of **phClr**, then the color is resolved by replacing it with the color specified by **fontRef**.

**bodyPr:** A [CT\\_TextBodyProperties](#) ([\[ISO/IEC29500-1:2016\]](#) section A.4.1) element that specifies the body properties for a text body on a chart that is associated with this **CT\_StyleEntry**.

**extLst:** A [CT\\_OfficeArtExtensionList](#) ([\[ISO/IEC29500-1:2016\]](#) section A.4.1) element that specifies the extension list in which all future extensions of element type **ext** is defined. The extension list, along with corresponding future extensions, is used to extend the storage capabilities of the DrawingML framework. This enables various types of data to be stored natively in the framework.

Attributes:

**mods:** An [ST\\_StyleEntryModifierList](#) attribute that specifies modifiers for this style entry.

The following W3C XML Schema ([\[XMLSCHEMA1/2\]](#) section 2.1) fragment specifies the contents of this complex type.

```

<xsd:complexType name="CT_StyleEntry">
  <xsd:sequence>
    <xsd:element name="lnRef" type="CT_StyleReference" minOccurs="1" maxOccurs="1"/>
    <xsd:element name="lineWidthScale" type="xsd:double" minOccurs="0" maxOccurs="1"
default="1.0"/>
    <xsd:element name="fillRef" type="CT_StyleReference" minOccurs="1" maxOccurs="1"/>
    <xsd:element name="effectRef" type="CT_StyleReference" minOccurs="1" maxOccurs="1"/>
    <xsd:element name="fontRef" type="CT_FontReference" minOccurs="1" maxOccurs="1"/>
    <xsd:element name="spPr" type="a:CT_ShapeProperties" minOccurs="0" maxOccurs="1"/>
    <xsd:element name="defRPr" type="a:CT_TextCharacterProperties" minOccurs="0"
maxOccurs="1"/>
    <xsd:element name="bodyPr" type="a:CT_TextBodyProperties" minOccurs="0" maxOccurs="1"/>
    <xsd:element name="extLst" type="a:CT_OfficeArtExtensionList" minOccurs="0"
maxOccurs="1"/>
  </xsd:sequence>
  <xsd:attribute name="mods" type="ST_StyleEntryModifierList" use="optional"/>
</xsd:complexType>

```

See section [5.15](#) for the full W3C XML Schema ([XMLSCHEMA1/2] section 2.1).

### 2.8.3.8 CT\_StyleReference

*Target namespace:* <http://schemas.microsoft.com/office/drawing/2012/chartStyle>

*Referenced by:* [CT\\_StyleEntry](#)

A reference to the document's theme style matrix. [<97>](#) This element is identical to **CT\_StyleMatrixReference** ([ISO/IEC29500-1:2016] section A.4.1) but also allows for a **CT\_StyleColor** (section [2.8.3.6](#)) element and a modifier list.

*Child Elements:*

**scrgbClr:** A **CT\_ScRgbColor** ([ISO/IEC29500-1:2016] section A.4.1) element that specifies a color using the **red-green-blue (RGB)** color model. See ([ISO/IEC29500-1:2016] section 20.1.2.3.30).

**srgbClr:** A **CT\_SRgbColor** ([ISO/IEC29500-1:2016] section A.4.1) element that specifies a color using the RGB color model. See ([ISO/IEC29500-1:2016] section 20.1.2.3.32).

**hs1Clr:** A **CT\_HslColor** ([ISO/IEC29500-1:2016] section A.4.1) element that specifies a color using the **hue-saturation-luminance (HSL)** color model. See ([ISO/IEC29500-1:2016] section 20.1.2.3.13).

**sysClr:** A **CT\_SystemColor** ([ISO/IEC29500-1:2016] section A.4.1) element that specifies a color bound to predefined operating system elements. See ([ISO/IEC29500-1:2016] section 20.1.2.3.33).

**schemeClr:** A **CT\_SchemeColor** ([ISO/IEC29500-1:2016] section A.4.1) element that specifies a color bound to a user's theme. See ([ISO/IEC29500-1:2016] section 20.1.2.3.29).

**prstClr:** A **CT\_PresetColor** ([ISO/IEC29500-1:2016] section A.4.1) element that specifies a color which is bound to one of a predefined collection of colors. See ([ISO/IEC29500-1:2016] section 20.1.2.3.22).

**styleClr:** A **CT\_StyleColor** element that specifies a color calculated from a **CT\_ColorStyle**.

*Attributes:*

**idx:** An **ST\_StyleMatrixColumnIndex** ([ISO/IEC29500-1:2016] section 20.1.10.57) attribute that specifies the style matrix index of the style referred to.

**mods:** An [ST\\_StyleReferenceModifierList](#) attribute that specifies a list of modifiers for this reference.

The following W3C XML Schema ([\[XMLSCHEMA1/2\]](#) section 2.1) fragment specifies the contents of this complex type.

```
<xsd:complexType name="CT_StyleReference">
  <xsd:sequence>
    <xsd:group ref="a:EG_ColorChoice" minOccurs="0" maxOccurs="1"/>
    <xsd:element name="styleClr" type="CT_StyleColor" minOccurs="0" maxOccurs="1"/>
  </xsd:sequence>
  <xsd:attribute name="idx" type="a:ST_StyleMatrixColumnIndex" use="required"/>
  <xsd:attribute name="mods" type="ST_StyleReferenceModifierList" use="optional"/>
</xsd:complexType>
```

See section [5.15](#) for the full W3C XML Schema ([\[XMLSCHEMA1/2\]](#) section 2.1).

## 2.8.4 Simple Types

### 2.8.4.1 ST\_ColorStyleMethod

*Target namespace:* <http://schemas.microsoft.com/office/drawing/2012/chartStyle>

*Referenced by:* [CT\\_ColorStyle](#)

This simple type specifies the method for mapping an index for an element in a chart to the total set of colors contained in a **CT\_ColorStyle**.[<98>](#) Methods are either the enumerations specified here, or unknown methods which are stored as strings. If an unknown method is specified, it is assumed that the method is an **ST\_ColorStyleMethodEnum** (section [2.8.4.2](#)) with a value of **cycle**.

The following W3C XML Schema ([\[XMLSCHEMA1/2\]](#) section 2.1) fragment specifies the contents of this simple type.

```
<xsd:simpleType name="ST_ColorStyleMethod">
  <xsd:union memberTypes="ST_ColorStyleMethodEnum xsd:string"/>
</xsd:simpleType>
```

See section [5.15](#) for the full W3C XML Schema ([\[XMLSCHEMA1/2\]](#) section 2.1).

### 2.8.4.2 ST\_ColorStyleMethodEnum

*Target namespace:* <http://schemas.microsoft.com/office/drawing/2012/chartStyle>

*Referenced by:* [ST\\_ColorStyleMethod](#)

This simple type specifies how colors are picked from a **CT\_ColorStyle** (section [2.8.3.2](#)) given a zero based index and a count of objects being colored.[<99>](#)

Value	Meaning
cycle	The color picked from <b>CT_ColorStyle</b> is the index modulus the total set of colors in <b>CT_ColorStyle</b> .
withinLinear	The color picked from <b>CT_ColorStyle</b> is the first color with a brightness that varies from darker to lighter based on how close the index is from 0 and the count of objects being colored respectively.
acrossLinear	The color picked from <b>CT_ColorStyle</b> is the index modulus the total set of colors in <b>CT_ColorStyle</b> . The color has a brightness that varies from darker to lighter based on how close the index is from 0 and the count of objects being colored respectively.

Value	Meaning
withinLinearReversed	The color picked from <b>CT_ColorStyle</b> is the first color with a brightness that varies from lighter to darker based on how close the index is from 0 and the count of objects being colored respectively.
acrossLinearReversed	The color picked from <b>CT_ColorStyle</b> is the index modulus the total set of colors in <b>CT_ColorStyle</b> . The color has a brightness that varies from lighter to darker based on how close the index is from 0 and the count of objects being colored respectively.

The following W3C XML Schema ([\[XMLSCHEMA1/2\]](#) section 2.1) fragment specifies the contents of this simple type.

```
<xsd:simpleType name="ST_ColorStyleMethodEnum">
  <xsd:restriction base="xsd:token">
    <xsd:enumeration value="cycle"/>
    <xsd:enumeration value="withinLinear"/>
    <xsd:enumeration value="acrossLinear"/>
    <xsd:enumeration value="withinLinearReversed"/>
    <xsd:enumeration value="acrossLinearReversed"/>
  </xsd:restriction>
</xsd:simpleType>
```

See section [5.15](#) for the full W3C XML Schema ([\[XMLSCHEMA1/2\]](#) section 2.1).

### 2.8.4.3 ST\_MarkerSize

*Target namespace:* <http://schemas.microsoft.com/office/drawing/2012/chartStyle>

*Referenced by:* [CT\\_MarkerLayout](#)

The simple type specifies that its contents contain an integer between 2 and 72, inclusive, whose contents are a size in points. [<100>](#) See ([\[ISO/IEC29500-1:2016\]](#) section 21.2.3.26)

The following W3C XML Schema ([\[XMLSCHEMA1/2\]](#) section 2.1) fragment specifies the contents of this simple type.

```
<xsd:simpleType name="ST_MarkerSize">
  <xsd:restriction base="xsd:unsignedByte">
    <xsd:minInclusive value="2"/>
    <xsd:maxInclusive value="72"/>
  </xsd:restriction>
</xsd:simpleType>
```

See section [5.15](#) for the full W3C XML Schema ([\[XMLSCHEMA1/2\]](#) section 2.1).

### 2.8.4.4 ST\_MarkerStyle

*Target namespace:* <http://schemas.microsoft.com/office/drawing/2012/chartStyle>

*Referenced by:* [CT\\_MarkerLayout](#)

The simple type specifies a shape for a marker. <101> See ([ISO/IEC29500-1:2016](#) section 21.2.3.27) for visual representations.

Value	Meaning
circle	Specifies a circle shall be drawn at each data point.
dash	Specifies a dash shall be drawn at each data point.
diamond	Specifies a diamond shall be drawn at each data point.
dot	Specifies a dot shall be drawn at each data point.
plus	Specifies a plus shall be drawn at each data point.
square	Specifies a square shall be drawn at each data point.
star	Specifies a star shall be drawn at each data point.
triangle	Specifies a triangle shall be drawn at each data point.
x	Specifies an X shall be drawn at each data point.

The following W3C XML Schema ([\[XMLSCHEMA1/2\]](#) section 2.1) fragment specifies the contents of this simple type.

```
<xsd:simpleType name="ST_MarkerStyle">
  <xsd:restriction base="xsd:token">
    <xsd:enumeration value="circle"/>
    <xsd:enumeration value="dash"/>
    <xsd:enumeration value="diamond"/>
    <xsd:enumeration value="dot"/>
    <xsd:enumeration value="plus"/>
    <xsd:enumeration value="square"/>
    <xsd:enumeration value="star"/>
    <xsd:enumeration value="triangle"/>
    <xsd:enumeration value="x"/>
  </xsd:restriction>
</xsd:simpleType>
```

See section [5.15](#) for the full W3C XML Schema ([\[XMLSCHEMA1/2\]](#) section 2.1).

#### 2.8.4.5 ST\_StyleColorEnum

*Target namespace:* <http://schemas.microsoft.com/office/drawing/2012/chartStyle>

*Referenced by:* [ST\\_StyleColorVal](#)

This simple type specifies the properties of a chart element that are used as the index when retrieving a color from the **CT\_ColorStyle** (section [2.8.3.2](#)). <102>

Value	Meaning
auto	The relative index of the element in the chart is used as the index into the <b>CT_ColorStyle</b> . For example, <b>auto</b> on a series element will make the first series retrieve the color at the first index; the second will retrieve the color at the second index and so on. Elements that do not have an index (such as a plot area) will retrieve the color at the first index.



The following W3C XML Schema ([\[XMLSCHEMA1/2\]](#) section 2.1) fragment specifies the contents of this simple type.

```
<xsd:simpleType name="ST_StyleColorEnum">
  <xsd:restriction base="xsd:token">
    <xsd:enumeration value="auto"/>
  </xsd:restriction>
</xsd:simpleType>
```

See section [5.15](#) for the full W3C XML Schema ([\[XMLSCHEMA1/2\]](#) section 2.1).

#### 2.8.4.6 ST\_StyleColorVal

*Target namespace:* <http://schemas.microsoft.com/office/drawing/2012/chartStyle>

*Referenced by:* [CT\\_StyleColor](#)

This simple type specifies what index to use when retrieving a color from **CT\_ColorStyle** (section [2.8.3.2](#)).[<103>](#)

If the type is **xsd:unsignedInt** ([\[XMLSCHEMA2/2\]](#) section 3.3.22), then that integer value is used as the index, zero being the first index.

If the type is **ST\_StyleColorEnum** (section [2.8.4.5](#)), the index is retrieved using the properties of the enumeration specified.

Finally, if the type is a string then the index is assumed to be zero.

The following W3C XML Schema ([\[XMLSCHEMA1/2\]](#) section 2.1) fragment specifies the contents of this simple type.

```
<xsd:simpleType name="ST_StyleColorVal">
  <xsd:union memberTypes="xsd:unsignedInt ST_StyleColorEnum xsd:string"/>
</xsd:simpleType>
```

See section [5.15](#) for the full W3C XML Schema ([\[XMLSCHEMA1/2\]](#) section 2.1).

#### 2.8.4.7 ST\_StyleEntryModifier

*Target namespace:* <http://schemas.microsoft.com/office/drawing/2012/chartStyle>

*Referenced by:* [ST\\_StyleEntryModifierList](#)

This simple type specifies a modifier to use when resolving a **CT\_StyleEntry** (section [2.8.3.7](#)) that alters the properties in the specified way.[<104>](#) The modifier is either an enumeration or an unknown modifier. If the modifier is unknown, it is assumed to be a string and has no effect.

The following W3C XML Schema ([\[XMLSCHEMA1/2\]](#) section 2.1) fragment specifies the contents of this simple type.

```
<xsd:simpleType name="ST_StyleEntryModifier">
  <xsd:union memberTypes="ST_StyleEntryModifierEnum xsd:string"/>
</xsd:simpleType>
```

See section [5.15](#) for the full W3C XML Schema ([\[XMLSCHEMA1/2\]](#) section 2.1).

### 2.8.4.8 ST\_StyleEntryModifierEnum

*Target namespace:* <http://schemas.microsoft.com/office/drawing/2012/chartStyle>

This simple type specifies a modifier to use when resolving a **CT\_StyleEntry** (section [2.8.3.7](#)) that alters the properties in the specified way. [<105>](#)

Value	Meaning
allowNoFillOverride	The fill properties specified on this <b>CT_StyleEntry</b> can be replaced with no fill instead.
allowNoLineOverride	The line properties specified on this <b>CT_StyleEntry</b> can be replaced with no line instead.

The following W3C XML Schema ([\[XMLSCHEMA1/2\]](#) section 2.1) fragment specifies the contents of this simple type.

```
<xsd:simpleType name="ST_StyleEntryModifierEnum">
  <xsd:restriction base="xsd:token">
    <xsd:enumeration value="allowNoFillOverride"/>
    <xsd:enumeration value="allowNoLineOverride"/>
  </xsd:restriction>
</xsd:simpleType>
```

See section [5.15](#) for the full W3C XML Schema ([\[XMLSCHEMA1/2\]](#) section 2.1).

### 2.8.4.9 ST\_StyleEntryModifierList

*Target namespace:* <http://schemas.microsoft.com/office/drawing/2012/chartStyle>

*Referenced by:* [CT\\_StyleEntry](#)

This simple type specifies a list modifiers to use when resolving a **CT\_StyleEntry** (section [2.8.3.7](#)) which alters the properties in the specified way. [<106>](#) The modifiers are applied in the order in which they appear.

The following W3C XML Schema ([\[XMLSCHEMA1/2\]](#) section 2.1) fragment specifies the contents of this simple type.

```
<xsd:simpleType name="ST_StyleEntryModifierList">
  <xsd:list itemType="ST_StyleEntryModifier"/>
</xsd:simpleType>
```

See section [5.15](#) for the full W3C XML Schema ([\[XMLSCHEMA1/2\]](#) section 2.1).

### 2.8.4.10 ST\_StyleReferenceModifier

*Target namespace:* <http://schemas.microsoft.com/office/drawing/2012/chartStyle>

*Referenced by:* [ST\\_StyleReferenceModifierList](#)

This simple type specifies a modifier to use when resolving a **CT\_StyleReference** (section [2.8.3.8](#)) which alters the resolved properties in the specified way. [<107>](#) The modifier is either a known enumeration or an unknown modifier stored as a string. If it is an unknown modifier, no modification is made.

The following W3C XML Schema ([\[XMLSCHEMA1/2\]](#) section 2.1) fragment specifies the contents of this simple type.

```
<xsd:simpleType name="ST_StyleReferenceModifier">
  <xsd:union memberTypes="ST_StyleReferenceModifierEnum xsd:string"/>
</xsd:simpleType>
```

See section [5.15](#) for the full W3C XML Schema ([\[XMLSCHEMA1/2\]](#) section 2.1).

#### 2.8.4.11 ST\_StyleReferenceModifierEnum

*Target namespace:* <http://schemas.microsoft.com/office/drawing/2012/chartStyle>

This simple type specifies a modifier to use when resolving a **CT\_StyleReference** (section [2.8.3.8](#)) which alters the resolved properties in the specified way. [<108>](#)

Value	Meaning
ignoreCSTransforms	When resolving a <b>CT_StyleColor</b> (section <a href="#">2.8.3.6</a> ) in this <b>CT_StyleReference</b> , a color is retrieved from the <b>CT_ColorStyle</b> . With this modifier, the color retrieved will not have any transforms applied to it.

The following W3C XML Schema ([\[XMLSCHEMA1/2\]](#) section 2.1) fragment specifies the contents of this simple type.

```
<xsd:simpleType name="ST_StyleReferenceModifierEnum">
  <xsd:restriction base="xsd:token">
    <xsd:enumeration value="ignoreCSTransforms"/>
  </xsd:restriction>
</xsd:simpleType>
```

See section [5.15](#) for the full W3C XML Schema ([\[XMLSCHEMA1/2\]](#) section 2.1).

#### 2.8.4.12 ST\_StyleReferenceModifierList

*Target namespace:* <http://schemas.microsoft.com/office/drawing/2012/chartStyle>

*Referenced by:* [CT\\_StyleReference](#), [CT\\_FontReference](#)

This simple type specifies a list of modifiers to use when resolving a **CT\_StyleReference** (section [2.8.3.8](#)) which alters the resolved properties in the specified way. [<109>](#) Modifiers are applied in order that they are listed.

The following W3C XML Schema ([\[XMLSCHEMA1/2\]](#) section 2.1) fragment specifies the contents of this simple type.

```
<xsd:simpleType name="ST_StyleReferenceModifierList">
  <xsd:list itemType="ST_StyleReferenceModifier"/>
</xsd:simpleType>
```

See section [5.15](#) for the full W3C XML Schema ([\[XMLSCHEMA1/2\]](#) section 2.1).

## 2.9 <http://schemas.microsoft.com/office/drawing/2010/diagram>

### 2.9.1 Elements

#### 2.9.1.1 cNvPr

*Target namespace:* <http://schemas.microsoft.com/office/drawing/2010/diagram>

A **CT\_NonVisualDrawingProps** element ([\[ISO/IEC29500-1:2016\]](#) section A.4.1) that specifies the non-visual drawing properties of a point in the data model. This enables additional information that does not affect the appearance of the point to be stored. [<110>](#)

The following W3C XML Schema ([\[XMLSCHEMA1/2\]](#) section 2.1) fragment specifies the contents of this element.

```
<xsd:element name="cNvPr" type="a:CT_NonVisualDrawingProps"/>
```

See section [5.16](#) for the full W3C XML Schema ([\[XMLSCHEMA1/2\]](#) section 2.1).

#### 2.9.1.2 recolorImg

*Target namespace:* <http://schemas.microsoft.com/office/drawing/2010/diagram>

A [CT\\_Boolean](#) element that specifies that images in the diagram are to be rendered as duotone, and thus rendered with the color specified by the **fillCrLst** ([\[ISO/IEC29500-1:2016\]](#) section 21.4.4.8) of the color transform on the diagram.

The following figures demonstrate the effect of this flag on a diagram with images in it.



**Figure 28: recolorImg is set to "false" or not present**



**Figure 29: recolorImg is set to "true"**

The following W3C XML Schema ([\[XMLSCHEMA1/2\]](#) section 2.1) fragment specifies the contents of this element.

```
<xsd:element name="recolorImg" type="CT_Boolean"/>
```

See section [5.16](#) for the full W3C XML Schema ([\[XMLSCHEMA1/2\]](#) section 2.1).

## 2.9.2 Attributes

None.

## 2.9.3 Complex Types

### 2.9.3.1 CT\_Boolean

*Target namespace:* <http://schemas.microsoft.com/office/drawing/2010/diagram>

*Referenced by:* [recolorImg](#)

Defines a property with a Boolean value.

*Attributes:*

**val:** Specifies a binary value for the property defined by the parent **XML** element. The default is FALSE.

The following W3C XML Schema ([\[XMLSCHEMA1/2\]](#) section 2.1) fragment specifies the contents of this complex type.

```
<xsd:complexType name="CT_Boolean">
  <xsd:attribute name="val" type="xsd:boolean" use="optional" default="false"/>
</xsd:complexType>
```

See section [5.16](#) for the full W3C XML Schema ([\[XMLSCHEMA1/2\]](#) section 2.1).

## 2.9.4 Simple Types

None.

## 2.10 <http://schemas.microsoft.com/office/drawing/2008/diagram>

### 2.10.1 Elements

#### 2.10.1.1 dataModelExt

*Target namespace:* <http://schemas.microsoft.com/office/drawing/2008/diagram>

*Element type:* **CT\_DataModelExtBlock**

*An extension list child element of:* **dataModel** as specified in [\[ISO/IEC29500-1:2016\]](#) section 21.4.2.10

*Extension list URI attribute:* <http://schemas.microsoft.com/office/drawing/2008/diagram>

An additional element of a **dataModel** that defines the explicit part location of the Diagram Drawing and the minimum application version required to layout this diagram.

The following W3C XML Schema ([\[XMLSCHEMA1/2\]](#) section 2.1) fragment specifies the contents of this element.

```
<xsd:element name="dataModelExt" type="CT_DataModelExtBlock"/>
```

See section [5.6](#) for the full W3C XML Schema ([XMLSCHEMA1/2] section 2.1).

### 2.10.1.2 drawing

*Target namespace:* <http://schemas.microsoft.com/office/drawing/2008/diagram>

A [CT\\_Drawing](#) element that specifies the last successful output of diagram layout. This element is the root element of the Diagram Layout part (see [2.1.3](#)).

The following W3C XML Schema ([\[XMLSCHEMA1/2\]](#) section 2.1) fragment specifies the contents of this element.

```
<xsd:element name="drawing" type="CT_Drawing"/>
```

See section [5.6](#) for the full W3C XML Schema ([XMLSCHEMA1/2] section 2.1).

### 2.10.2 Attributes

None.

### 2.10.3 Complex Types

#### 2.10.3.1 CT\_DataModelExtBlock

*Target namespace:* <http://schemas.microsoft.com/office/drawing/2008/diagram>

*Referenced by:* [dataModelExt](#)

This complex type specifies a relationship identifier to the Diagram Drawing part, as well as a URI that is used to determine the minimum application version required to run layout on the diagram.

*Attributes:*

**relId:** A **string** attribute ([\[XMLSCHEMA2/2\]](#) section 3.2.1) that specifies the identifier of the part that contains the Diagram Drawing object.

**minVer:** An **anyURI** attribute ([\[XMLSCHEMA2/2\]](#) section 3.2.17) that specifies the minimum version required to display the layout.

The following W3C XML Schema ([\[XMLSCHEMA1/2\]](#) section 2.1) fragment specifies the contents of this complex type.

```
<xsd:complexType name="CT_DataModelExtBlock">
  <xsd:attribute name="relId" type="xsd:string"/>
  <xsd:attribute name="minVer" type="xsd:anyURI"/>
</xsd:complexType>
```

See section [5.6](#) for the full W3C XML Schema ([XMLSCHEMA1/2] section 2.1).

#### 2.10.3.2 CT\_Drawing

*Target namespace:* <http://schemas.microsoft.com/office/drawing/2008/diagram>

*Referenced by:* [drawing](#)

This specifies a visual representation of the last successful layout for a diagram.

#### Child Elements:

**spTree:** A **CT\_GroupShape** element that specifies the top-level **group shape** that represents the last layout.

The following W3C XML Schema ([\[XMLSCHEMA1/2\]](#) section 2.1) fragment specifies the contents of this complex type.

```
<xsd:complexType name="CT_Drawing">
  <xsd:sequence>
    <xsd:element name="spTree" type="CT_GroupShape" minOccurs="1" maxOccurs="1"/>
  </xsd:sequence>
</xsd:complexType>
```

See section [5.6](#) for the full W3C XML Schema ([\[XMLSCHEMA1/2\]](#) section 2.1).

### 2.10.3.3 CT\_GroupShape

*Target namespace:* <http://schemas.microsoft.com/office/drawing/2008/diagram>

*Referenced by:* [CT\\_Drawing](#)

This complex type specifies a **group shape** that represents one or more shapes grouped together. This **shape** is to be treated as if it were a regular shape, but instead of being described by a single geometry, it is made up of all the shape geometries encompassed within it. Within a group shape, each shape in the group is specified as it normally would be. However, a single transform can apply to the group of shapes as though it were a single shape.

#### Child Elements:

**nvGrpSpPr:** A **CT\_GroupShapeNonVisual** element that specifies the non-visual properties of the group shape.

**grpSpPr:** A **CT\_GroupShapeProperties** element ([\[ISO/IEC29500-1:2016\]](#) section A.4.1) that specifies group shape properties.

**sp:** A **CT\_Shape** element that specifies a shape that is a child of this group.

**grpSp:** A **CT\_GroupShape** element that specifies a group shape that is a child of this group.

**extLst:** A **CT\_OfficeArtExtensionList** element ([\[ISO/IEC29500-1:2016\]](#) section A.4.1) that enables future extensions to the group shape.

The following W3C XML Schema ([\[XMLSCHEMA1/2\]](#) section 2.1) fragment specifies the contents of this complex type.

```
<xsd:complexType name="CT_GroupShape">
  <xsd:sequence>
    <xsd:element name="nvGrpSpPr" type="CT_GroupShapeNonVisual" minOccurs="1" maxOccurs="1"/>
    <xsd:element name="grpSpPr" type="a:CT_GroupShapeProperties" minOccurs="1"
maxOccurs="1"/>
    <xsd:choice minOccurs="0" maxOccurs="unbounded">
      <xsd:element name="sp" type="CT_Shape"/>
      <xsd:element name="grpSp" type="CT_GroupShape"/>
    </xsd:choice>
    <xsd:element name="extLst" type="a:CT_OfficeArtExtensionList" minOccurs="0"
maxOccurs="1"/>
  </xsd:sequence>
</xsd:complexType>
```

See section [5.6](#) for the full W3C XML Schema ([XMLSCHEMA1/2] section 2.1).

### 2.10.3.4 CT\_GroupShapeNonVisual

*Target namespace:* <http://schemas.microsoft.com/office/drawing/2008/diagram>

*Referenced by:* [CT\\_GroupShape](#)

This complex type specifies all non-visual properties for a **group shape**. This element is a container for the non-visual shape properties of a group shape. This provides additional information that does not affect the appearance of the group shape to be stored.

*Child Elements:*

**cNvPr:** A **CT\_NonVisualDrawingProps** element ([ISO/IEC29500-1:2016] section A.4.1) that specifies non-visual drawing properties.

**cNvGrpSpPr:** A **CT\_NonVisualGroupDrawingShapeProps** element ([ISO/IEC29500-1:2016] section A.4.1) that specifies all non-visual group shape drawing properties.

The following W3C XML Schema ([XMLSCHEMA1/2] section 2.1) fragment specifies the contents of this complex type.

```
<xsd:complexType name="CT_GroupShapeNonVisual">
  <xsd:sequence>
    <xsd:element name="cNvPr" type="a:CT_NonVisualDrawingProps" minOccurs="1" maxOccurs="1"/>
    <xsd:element name="cNvGrpSpPr" type="a:CT_NonVisualGroupDrawingShapeProps" minOccurs="1"
maxOccurs="1"/>
  </xsd:sequence>
</xsd:complexType>
```

See section [5.6](#) for the full W3C XML Schema ([XMLSCHEMA1/2] section 2.1).

### 2.10.3.5 CT\_Shape

*Target namespace:* <http://schemas.microsoft.com/office/drawing/2008/diagram>

*Referenced by:* [CT\\_GroupShape](#)

This complex type specifies the existence of a single **shape**. A shape can use either a preset or a custom geometry, defined by using the DrawingML framework. In addition to a geometry, each shape can have both visual and non-visual properties. Text and corresponding styling information can also be attached to a shape. This shape is specified along with all other shapes in **group shape** elements.

*Child Elements:*

**nvSpPr:** A **CT\_ShapeNonVisual** element that specifies non-visual shape properties associated with the shape.

**spPr:** A **CT\_ShapeProperties** element ([ISO/IEC29500-1:2016] section A.4.1) that specifies visual shape properties of the shape

**style:** A **CT\_ShapeStyle** element ([ISO/IEC29500-1:2016] section A.4.1) that specifies the style of the shape.

**txBody:** A **CT\_TextBody** element ([ISO/IEC29500-1:2016] section A.4.1) that specifies the shape text associated with the shape



**txXfrm:** A **CT\_Transform2D** element ([ISO/IEC29500-1:2016] section A.4.1) that specifies a 2-D transform to be applied to the text body of the shape.

**extLst:** A **CT\_OfficeArtExtensionList** element ([ISO/IEC29500-1:2016] section A.4.1) that enables future extensions to the shape.

*Attributes:*

**modelId:** An **ST\_ModelId** attribute ([ISO/IEC29500-1:2016] section 21.4.7.43) that specifies the identifier of the **DataModel** element that this shape represents.

The following W3C XML Schema ([XMLSCHEMA1/2] section 2.1) fragment specifies the contents of this complex type.

```
<xsd:complexType name="CT_Shape">
  <xsd:sequence>
    <xsd:element name="nvSpPr" type="CT_ShapeNonVisual" minOccurs="1" maxOccurs="1"/>
    <xsd:element name="spPr" type="a:CT_ShapeProperties" minOccurs="1" maxOccurs="1"/>
    <xsd:element name="style" type="a:CT_ShapeStyle" minOccurs="0" maxOccurs="1"/>
    <xsd:element name="txBody" type="a:CT_TextBody" minOccurs="0" maxOccurs="1"/>
    <xsd:element name="txXfrm" type="a:CT_Transform2D" minOccurs="0" maxOccurs="1"/>
    <xsd:element name="extLst" type="a:CT_OfficeArtExtensionList" minOccurs="0"
maxOccurs="1"/>
  </xsd:sequence>
  <xsd:attribute name="modelId" type="d:ST_ModelId" use="required"/>
</xsd:complexType>
```

See section [5.6](#) for the full W3C XML Schema ([XMLSCHEMA1/2] section 2.1).

### 2.10.3.6 CT\_ShapeNonVisual

*Target namespace:* <http://schemas.microsoft.com/office/drawing/2008/diagram>

*Referenced by:* [CT\\_Shape](#)

This complex type specifies all non-visual properties for a **shape**. This element is a container for the non-visual identification properties, shape properties, and application properties of a shape. This complex type provides additional information that does not affect the appearance of the shape to be stored.

*Child Elements:*

**cNvPr:** A **CT\_NonVisualDrawingProps** element ([ISO/IEC29500-1:2016] section A.4.1) that specifies non-visual drawing properties for the shape.

**cNvSpPr:** A **CT\_NonVisualDrawingShapeProps** element ([ISO/IEC29500-1:2016] section A.4.1) that specifies all non-visual shape drawing properties of the shape.

The following W3C XML Schema ([XMLSCHEMA1/2] section 2.1) fragment specifies the contents of this complex type.

```
<xsd:complexType name="CT_ShapeNonVisual">
  <xsd:sequence>
    <xsd:element name="cNvPr" type="a:CT_NonVisualDrawingProps" minOccurs="1" maxOccurs="1"/>
    <xsd:element name="cNvSpPr" type="a:CT_NonVisualDrawingShapeProps" minOccurs="1"
maxOccurs="1"/>
  </xsd:sequence>
</xsd:complexType>
```

See section [5.6](#) for the full W3C XML Schema ([XMLSCHEMA1/2] section 2.1).

## 2.10.4 Simple Types

None.

## 2.11 <http://schemas.microsoft.com/ink/2010/main>

### 2.11.1 Elements

#### 2.11.1.1 context

*Target namespace:* <http://schemas.microsoft.com/ink/2010/main>

A [CT\\_CtxNode](#) element that specifies the context of a set of Ink traces stored in a **traceGroup** element as specified in [\[InkML\]](#).

This element MUST be a child of an **emma:interpretation** element ([\[EMMA\]](#) section 3.2). The **emma:interpretation** element MUST be a child of an **inkml::annotationXML** element ([\[InkML\]](#) section 6.3.2). The **inkml:annotationXML** element MUST be a child of an **inkml:traceGroup** element ([\[InkML\]](#) section 3.3.1).

The following W3C XML Schema ([\[XMLSCHEMA1/2\]](#) section 2.1) fragment specifies the contents of this element.

```
<xsd:element name="context" type="CT_CtxNode"/>
```

See section [5.7](#) for the full W3C XML Schema ([\[XMLSCHEMA1/2\]](#) section 2.1).

#### 2.11.2 Attributes

None.

### 2.11.3 Complex Types

#### 2.11.3.1 CT\_CtxLink

*Target namespace:* <http://schemas.microsoft.com/ink/2010/main>

*Referenced by:* [CT\\_CtxNode](#)

An element of this type defines a semantic relationship from one Ink context node to another.

*Attributes:*

**direction:** An **ST\_Dir** attribute that specifies the direction of the semantic link: to, from, or with. The "to" or "from" directions apply to ink that represent connectors or arrows, whereas "with" implies no direction, such as an underline on a word.

**ref:** An **ST\_Ref** attribute that specifies the identifier of the other context node or **shape** being linked to, from, or with this context node. If it is an **xsd:unsignedInt**, it MUST reference a shape identifier elsewhere in the drawing. If it is an **ST\_Guid**, it MUST reference another context node in the document.

The following W3C XML Schema ([\[XMLSCHEMA1/2\]](#) section 2.1) fragment specifies the contents of this complex type.

```

<xsd:complexType name="CT_CtxLink">
  <xsd:attribute name="direction" type="ST_Dir"/>
  <xsd:attribute name="ref" type="ST_Ref"/>
</xsd:complexType>

```

See section [5.7](#) for the full W3C XML Schema ([XMLSCHEMA1/2] section 2.1).

### 2.11.3.2 CT\_CtxNode

*Target namespace:* <http://schemas.microsoft.com/ink/2010/main>

*Referenced by:* [context](#)

The **CT\_CtxNode** defines an Ink context node and its properties. A context node is a logical collection of Ink traces. When Ink is drawn by the user, the Ink traces are analyzed and organized into a hierarchy of context nodes. Each context node has a type (specified by the **type** attribute) and can have zero or more child content nodes. For example, a **writingRegion** content node can have one or more **paragraph** content nodes. In addition, context nodes can have relational links to each other. For example, if a word is underlined, the context node representing the ink word and the context node representing the underline are linked.

For example, the following figure shows ink that is analyzed as shown in the following code example.



**Figure 30: Example ink text**

```

<context type="writingRegion"/>
  ...
  <context type="paragraph"/>
    ...
    <context type="line"/>
      ...
      <context type="inkWord"/>
        ...
        <context type="inkWord">
          <destinationLink direction="with" ref="id of inkDrawing below"/>
        </context>

      <context type="inkDrawing" semanticType="underline">
        <sourceLink direction="with" ref="id of inkWord above"/>
      </context>

```

*Child Elements:*

**property:** A **CT\_Property** element that specifies a user-defined binary data property.

**sourceLink:** A **CT\_CtxLink** element that specifies a semantic link from another content node.

**destinationLink:** A **CT\_CtxLink** element that specifies a semantic link to another context node.

*Attributes:*

**id:** An **ST\_Guid** attribute that specifies a GUID for this context node.

**type:** An **ST\_CtxNodeType** attribute that specifies the type of this context node.

**rotatedBoundingBox:** An [ST\\_Points](#) attribute that specifies a rectangular region encompassed by this context node. Applies to all context node types.

**alignmentLevel:** An **xsd:int** attribute ([\[XMLSCHEMA2/2\]](#) section 3.3.17) that specifies the alignment level of a paragraph type context node. If this attribute is present, the value of the type attribute MUST be set to "paragraph".

**contentType:** An **xsd:int** attribute ([\[XMLSCHEMA2/2\]](#) section 3.3.17) that specifies the content type of the context node. If this attribute is present, the value of the type attribute MUST be set to "paragraph".

**ascender:** An **ST\_Points** attribute that specifies the ascender. If this attribute is present, the value of the type attribute MUST be set to "line".

**descender:** An **ST\_Points** attribute that specifies the descender. If this attribute is present, the value of the type attribute MUST be set to "line".

**baseline:** An **ST\_Points** attribute that specifies the baseline of a line. If this attribute is present, the value of the type attribute MUST be set to "line".

**midline:** An **ST\_Points** attribute that specifies the midline of a line. If this attribute is present, the value of the type attribute MUST be set to "line".

**customRecognizerId:** An **ST\_Guid** attribute that specifies the globally unique identifier (GUID) that represents the custom ink recognizer. If this attribute is present, the value of the type attribute MUST be set to "customRecognizer".

**mathML:** An **xsd:string** attribute ([\[XMLSCHEMA2/2\]](#) section 3.2.1) that specifies a string of Math Markup Language ([\[MathML2.0\]](#)). If this attribute is present, the value of the type attribute MUST be set to "mathEquation".

**mathStruct:** An **xsd:string** attribute ([\[XMLSCHEMA2/2\]](#) section 3.2.1) that specifies a math **struct**. If this attribute is present, the value of the type attribute MUST be set to "mathStruct".

**mathSymbol:** An **xsd:string** attribute ([\[XMLSCHEMA2/2\]](#) section 3.2.1) that specifies a math symbol. If this attribute is present, the value of the type attribute MUST be set to "mathSymbol".

**beginModifierType:** An **xsd:string** attribute ([\[XMLSCHEMA2/2\]](#) section 3.2.1) that specifies the beginning modifier type. If this attribute is present, the value of the type attribute MUST be set to "inkDrawing", "nonInkDrawing", or "mixedDrawing".

**endModifierType:** An **xsd:string** attribute ([\[XMLSCHEMA2/2\]](#) section 3.2.1) that specifies the ending modifier type. If this attribute is present, the value of the type attribute MUST be set to "inkDrawing", "nonInkDrawing", or "mixedDrawing".

**rotationAngle:** An **xsd:int** attribute ([\[XMLSCHEMA2/2\]](#) section 3.3.17) that specifies the rotation angle of the drawing, in degrees. If this attribute is present, the value of the type attribute MUST be set to "inkDrawing", "nonInkDrawing", or "mixedDrawing".

**hotPoints:** An **ST\_Points** attribute that specifies coordinates of the hot points of the drawing. If this attribute is present, the value of the type attribute MUST be set to "inkDrawing", "nonInkDrawing", or "mixedDrawing".

**centroid:** An **ST\_Point** attribute that specifies the center point of the drawing. If this attribute is present, the value of the type attribute MUST be set to "inkDrawing", "nonInkDrawing", or "mixedDrawing".

**semanticType:** An **ST\_SemanticType** attribute that specifies the semantic type of the writing region or drawing. If this attribute is present, the value of the type attribute MUST be set to "writingRegion", "inkDrawing", "nonInkDrawing", or "mixedDrawing".

**shapeName:** An **xsd:string** attribute ([XMLSCHEMA2/2] section 3.2.1) that specifies the **shape** name. If this attribute is present, the value of the type attribute MUST be set to "inkDrawing", "nonInkDrawing", or "mixedDrawing".

**shapeGeometry:** An **ST\_Points** attribute that specifies coordinates of the line segments of a drawing. If this attribute is present, the value of the type attribute MUST be set to "nonInkDrawing".

The following W3C XML Schema ([XMLSCHEMA1/2] section 2.1) fragment specifies the contents of this complex type.

```
<xsd:complexType name="CT_CtxNode">
  <xsd:sequence>
    <xsd:element name="property" type="CT_Property" minOccurs="0" maxOccurs="unbounded"/>
    <xsd:element name="sourceLink" type="CT_CtxLink" minOccurs="0" maxOccurs="unbounded"/>
    <xsd:element name="destinationLink" type="CT_CtxLink" minOccurs="0"
maxOccurs="unbounded"/>
  </xsd:sequence>
  <xsd:attribute name="id" type="ST_Guid" use="optional"/>
  <xsd:attribute name="type" type="ST_CtxNodeType" use="required"/>
  <xsd:attribute name="rotatedBoundingBox" type="ST_Points" use="optional"/>
  <xsd:attribute name="alignmentLevel" type="xsd:int" use="optional" default="0"/>
  <xsd:attribute name="contentType" type="xsd:int" use="optional" default="0"/>
  <xsd:attribute name="ascender" type="ST_Points" use="optional" default="0,0"/>
  <xsd:attribute name="descender" type="ST_Points" use="optional" default="0,0"/>
  <xsd:attribute name="baseline" type="ST_Points" use="optional" default="0,0"/>
  <xsd:attribute name="midline" type="ST_Points" use="optional" default="0,0"/>
  <xsd:attribute name="customRecognizerId" type="ST_Guid" use="optional"/>
  <xsd:attribute name="mathML" type="xsd:string" use="optional" default=""/>
  <xsd:attribute name="mathStruct" type="xsd:string" use="optional" default=""/>
  <xsd:attribute name="mathSymbol" type="xsd:string" use="optional" default=""/>
  <xsd:attribute name="beginModifierType" type="xsd:string" use="optional" default=""/>
  <xsd:attribute name="endModifierType" type="xsd:string" use="optional" default=""/>
  <xsd:attribute name="rotationAngle" type="xsd:int" use="optional" default="0"/>
  <xsd:attribute name="hotPoints" type="ST_Points" use="optional"/>
  <xsd:attribute name="centroid" type="ST_Point" use="optional"/>
  <xsd:attribute name="semanticType" type="ST_SemanticType" use="optional" default="none"/>
  <xsd:attribute name="shapeName" type="xsd:string" use="optional" default=""/>
  <xsd:attribute name="shapeGeometry" type="ST_Points" use="optional"/>
</xsd:complexType>
```

See section 5.7 for the full W3C XML Schema ([XMLSCHEMA1/2] section 2.1).

### 2.11.3.3 CT\_Property

*Target namespace:* <http://schemas.microsoft.com/ink/2010/main>

*Referenced by:* [CT\\_CtxNode](#)

An element of this type stores an arbitrary piece of binary data. The format of the data MUST be represented as an **xsd:hexBinary** ([XMLSCHEMA2/2] section 3.2.15).

*Attributes:*

**type:** An **ST\_Guid** attribute that specifies the moniker of the custom data.

The following W3C XML Schema ([XMLSCHEMA1/2] section 2.1) fragment specifies the contents of this complex type.

```
<xsd:complexType name="CT_Property">
  <xsd:simpleContent>
    <xsd:extension base="xsd:hexBinary">
      <xsd:attribute name="type" type="ST_Guid"/>
    </xsd:extension>
  </xsd:simpleContent>
</xsd:complexType>
```

```
</xsd:simpleContent>
</xsd:complexType>
```

See section [5.7](#) for the full W3C XML Schema ([XMLSCHEMA1/2] section 2.1).

## 2.11.4 Simple Types

### 2.11.4.1 ST\_CtxNodeType

*Target namespace:* <http://schemas.microsoft.com/ink/2010/main>

*Referenced by:* [CT\\_CtxNode](#)

This type defines a moniker of a context node type. MUST be either an **ST\_KnownCtxNodeType** or an **ST\_Guid**.

The following W3C XML Schema ([\[XMLSCHEMA1/2\]](#) section 2.1) fragment specifies the contents of this simple type.

```
<xsd:simpleType name="ST_CtxNodeType">
  <xsd:union memberTypes="msink:ST_KnownCtxNodeType msink:ST_Guid"/>
</xsd:simpleType>
```

See section [5.7](#) for the full W3C XML Schema ([XMLSCHEMA1/2] section 2.1).

### 2.11.4.2 ST\_Dir

*Target namespace:* <http://schemas.microsoft.com/ink/2010/main>

*Referenced by:* [CT\\_CtxLink](#)

This type is an enumeration of context node link directions. Possible values are described in the following table.

Value	Meaning
to	The link is the source of a "to" directional link, such as the beginning of an arrow.
from	This link is the destination of a "from" directional link, such as the head of an arrow.
with	This is a link with no implied direction, such as the underlining of a word.

The following W3C XML Schema ([\[XMLSCHEMA1/2\]](#) section 2.1) fragment specifies the contents of this simple type.

```
<xsd:simpleType name="ST_Dir">
  <xsd:restriction base="xsd:string">
    <xsd:enumeration value="to"/>
    <xsd:enumeration value="from"/>
    <xsd:enumeration value="with"/>
  </xsd:restriction>
</xsd:simpleType>
```

See section [5.7](#) for the full W3C XML Schema ([XMLSCHEMA1/2] section 2.1).

### 2.11.4.3 ST\_Guid

Target namespace: <http://schemas.microsoft.com/ink/2010/main>

Referenced by: [CT\\_Property](#), [ST\\_Ref](#), [CT\\_CtxNode](#), [ST\\_CtxNodeType](#)

This type specifies the format of a 128-bit **GUID**. Values of this type MUST begin with an opening curly bracket character (`{`), followed by a string that conforms to the Internet standards track protocol as specified in [RFC4122](#), and end with a closing curly bracket (`}`).

The following W3C XML Schema ([\[XMLSCHEMA1/2\]](#) section 2.1) fragment specifies the contents of this simple type.

```
<xsd:simpleType name="ST_Guid">
  <xsd:restriction base="xsd:token">
    <xsd:pattern value="\{[0-9A-F]{8}-[0-9A-F]{4}-[0-9A-F]{4}-[0-9A-F]{4}-[0-9A-F]{12}\}" />
  </xsd:restriction>
</xsd:simpleType>
```

See section [5.7](#) for the full W3C XML Schema ([\[XMLSCHEMA1/2\]](#) section 2.1).

### 2.11.4.4 ST\_KnownCtxNodeType

Target namespace: <http://schemas.microsoft.com/ink/2010/main>

Referenced by: [ST\\_CtxNodeType](#)

This type specifies an enumeration of Ink content node types. Possible values are described in the following table.

Value	Meaning
root	A root-level content node. This can be used as the parent of all other context nodes in a collection of ink traces.
unclassifiedInk	The ink of this context node cannot be identified as a particular type.
writingRegion	A context node that is the parent of <b>paragraph</b> context nodes.
analysisHint	A context node that contains analysis hint information.
object	A context node that might contain non-ink data of an unknown type.
inkDrawing	A context node that contains ink strokes that make up an arbitrary drawing and does not contain writing.
image	A context node that contains non-ink image data.
paragraph	A context node that is the parent of <b>line</b> context nodes and the child of <b>writingRegion</b> context nodes.
line	A context node that is the parent of <b>inkWord</b> or <b>inkBullet</b> context nodes and the child of <b>paragraph</b> context nodes.
inkBullet	A context node that is the child of a <b>line</b> context node and contains ink traces that represent bullet symbols in a bulleted list.
inkWord	A context node that is the child of a <b>line</b> context node and contains ink traces that represent written words.
textWord	A context node that is the child of a <b>line</b> context node and contains textual words, rather

Value	Meaning
	than ink-based words.
customRecognizer	A context node that uses a custom recognizer.
mathRegion	A context node that is the parent of <b>mathEquation</b> context nodes.
mathEquation	A context node that contains ink traces that represent a mathematical equation. It has child context nodes of type <b>mathStruct</b> .
mathStruct	A context node that contains portions of a mathematical equations. Supported child context nodes are <b>mathSymbol</b> , <b>mathIdentifier</b> , <b>mathOperator</b> , and <b>mathNumber</b> elements.
mathSymbol	A context node that represents a mathematical symbol, such as a degree symbol (°).
mathIdentifier	A context node that represents a mathematical identifier such as a function name.
mathOperator	A context node that represents a mathematical operator such as a plus sign.
mathNumber	A context node that represents a number in a mathematical equation.
nonInkDrawing	A context node that represents an arbitrary drawing made up of non-ink geometry.
groupNode	A context node that represents an arbitrary group of other context nodes.
mixedDrawing	A context node that represents a mixture of ink and non-ink drawing traces.

The following W3C XML Schema ([\[XMLSCHEMA1/2\]](#) section 2.1) fragment specifies the contents of this simple type.

```

<xsd:simpleType name="ST_KnownCtxNodeType">
  <xsd:restriction base="xsd:string">
    <xsd:enumeration value="root"/>
    <xsd:enumeration value="unclassifiedInk"/>
    <xsd:enumeration value="writingRegion"/>
    <xsd:enumeration value="analysisHint"/>
    <xsd:enumeration value="object"/>
    <xsd:enumeration value="inkDrawing"/>
    <xsd:enumeration value="image"/>
    <xsd:enumeration value="paragraph"/>
    <xsd:enumeration value="line"/>
    <xsd:enumeration value="inkBullet"/>
    <xsd:enumeration value="inkWord"/>
    <xsd:enumeration value="textWord"/>
    <xsd:enumeration value="customRecognizer"/>
    <xsd:enumeration value="mathRegion"/>
    <xsd:enumeration value="mathEquation"/>
    <xsd:enumeration value="mathStruct"/>
    <xsd:enumeration value="mathSymbol"/>
    <xsd:enumeration value="mathIdentifier"/>
    <xsd:enumeration value="mathOperator"/>
    <xsd:enumeration value="mathNumber"/>
    <xsd:enumeration value="nonInkDrawing"/>
    <xsd:enumeration value="groupNode"/>
    <xsd:enumeration value="mixedDrawing"/>
  </xsd:restriction>
</xsd:simpleType>

```

See section [5.7](#) for the full W3C XML Schema ([\[XMLSCHEMA1/2\]](#) section 2.1).



### 2.11.4.5 ST\_KnownSemanticType

Target namespace: <http://schemas.microsoft.com/ink/2010/main>

Referenced by: [ST\\_SemanticType](#)

This type specifies the semantic type of an Ink context node. Possible values are described in the following table.

Value	Meaning
none	The context node does not have a semantic type.
underline	The context node represents a straight line segment used for annotation to mark text that appears with a horizontal line under it.
strikethrough	The context node represents a straight line segment used for annotation to mark text that appears with a line through it.
highlight	The context node represents a highlight demarcating the underlying object to bring it to the attention of the reader.
scratchOut	The context node represents a wavy line segment used for erasing content.
verticalRange	The context node represents a vertical range consisting of one or more ink strokes that span multiple lines.
callout	The context node represents a callout consisting of one or more ink strokes connecting two objects to draw attention to a portion of a text or drawing.
enclosure	The context node represents one or more ink strokes that encircle a text, an image or an ink area for emphasis.
comment	The context node represents a comment.
container	The context node represents a container consisting of one or more ink strokes that make up a standard <b>shape</b> .
connector	The context node represents a connector consisting of one or more ink strokes used to connect two objects.

The following W3C XML Schema ([\[XMLSCHEMA1/2\]](#) section 2.1) fragment specifies the contents of this simple type.

```
<xsd:simpleType name="ST_KnownSemanticType">
  <xsd:restriction base="xsd:string">
    <xsd:enumeration value="none"/>
    <xsd:enumeration value="underline"/>
    <xsd:enumeration value="strikethrough"/>
    <xsd:enumeration value="highlight"/>
    <xsd:enumeration value="scratchOut"/>
    <xsd:enumeration value="verticalRange"/>
    <xsd:enumeration value="callout"/>
    <xsd:enumeration value="enclosure"/>
    <xsd:enumeration value="comment"/>
    <xsd:enumeration value="container"/>
    <xsd:enumeration value="connector"/>
  </xsd:restriction>
</xsd:simpleType>
```

See section [5.7](#) for the full W3C XML Schema ([\[XMLSCHEMA1/2\]](#) section 2.1).

#### 2.11.4.6 ST\_Point

*Target namespace:* <http://schemas.microsoft.com/ink/2010/main>

*Referenced by:* [ST\\_Points](#), [CT\\_CtxNode](#)

This type defines a single coordinate. The coordinate space of both the x and y values is 1/1000 of 1 centimeter. The format of this value MUST be one or more numeric characters optionally preceded by a minus sign, followed by a comma, then one or more numeric characters optionally preceded by a minus sign.

The following W3C XML Schema ([\[XMLSCHEMA1/2\]](#) section 2.1) fragment specifies the contents of this simple type.

```
<xsd:simpleType name="ST_Point">
  <xsd:restriction base="xsd:string">
    <xsd:pattern value="-?[0-9]+,-?[0-9]+"/>
  </xsd:restriction>
</xsd:simpleType>
```

See section [5.7](#) for the full W3C XML Schema ([\[XMLSCHEMA1/2\]](#) section 2.1).

#### 2.11.4.7 ST\_Points

*Target namespace:* <http://schemas.microsoft.com/ink/2010/main>

*Referenced by:* [CT\\_CtxNode](#)

This value defines a series of zero or more coordinates. Each coordinate MUST conform to the **ST\_Point** format and be delimited by white space characters.

The following W3C XML Schema ([\[XMLSCHEMA1/2\]](#) section 2.1) fragment specifies the contents of this simple type.

```
<xsd:simpleType name="ST_Points">
  <xsd:list itemType="msink:ST_Point"/>
</xsd:simpleType>
```

See section [5.7](#) for the full W3C XML Schema ([\[XMLSCHEMA1/2\]](#) section 2.1).

#### 2.11.4.8 ST\_Ref

*Target namespace:* <http://schemas.microsoft.com/ink/2010/main>

*Referenced by:* [CT\\_CtxLink](#)

This type defines a reference identifier used by context node links. MUST be either an **xsd:unsignedInt** ([\[XMLSCHEMA2/2\]](#) section 3.3.22) or an **ST\_Guid**.

The following W3C XML Schema ([\[XMLSCHEMA1/2\]](#) section 2.1) fragment specifies the contents of this simple type.

```
<xsd:simpleType name="ST_Ref">
  <xsd:union memberTypes="msink:ST_Guid xsd:unsignedInt"/>
</xsd:simpleType>
```

See section [5.7](#) for the full W3C XML Schema ([\[XMLSCHEMA1/2\]](#) section 2.1).

### 2.11.4.9 ST\_SemanticType

*Target namespace:* <http://schemas.microsoft.com/ink/2010/main>

*Referenced by:* [CT\\_CtxNode](#)

This type defines a moniker that identifies the semantic type of an Ink context node. MUST be either an **ST\_KnownSemanticType** or an **xsd:unsignedInt** ([\[XMLSCHEMA2/2\]](#) section 3.3.22).

The following W3C XML Schema ([\[XMLSCHEMA1/2\]](#) section 2.1) fragment specifies the contents of this simple type.

```
<xsd:simpleType name="ST_SemanticType">
  <xsd:union memberTypes="ST_KnownSemanticType xsd:unsignedInt"/>
</xsd:simpleType>
```

See section [5.7](#) for the full W3C XML Schema ([\[XMLSCHEMA1/2\]](#) section 2.1).

## 2.12 <http://schemas.microsoft.com/office/drawing/2012/main>

### 2.12.1 Elements

#### 2.12.1.1 backgroundPr

*Target namespace:* <http://schemas.microsoft.com/office/drawing/2012/main>

A [CT\\_BackgroundPr](#) element [<111>](#) that specifies the properties of the background of the document.

*An extension list child element of:* **CT\_NonVisualDrawingProps (cNvPr)** as specified in [\[ISO/IEC29500-1:2016\]](#) section 19.3.1.12.

The following W3C XML Schema ([\[XMLSCHEMA1/2\]](#) section 2.1) fragment specifies the contents of this element.

```
<xsd:element name="backgroundPr" type="CT_BackgroundPr"/>
```

See section [5.14](#) for the full W3C XML Schema ([\[XMLSCHEMA1/2\]](#) section 2.1).

#### 2.12.1.2 nonVisualGroupProps

*Target namespace:* <http://schemas.microsoft.com/office/drawing/2012/main>

A [CT\\_NonVisualGroupProps](#) element [<112>](#) that specifies non-visual properties of a group.

*An extension list child element of:* **CT\_NonVisualGroupDrawingShapeProps (cNvGrpSpPr)** as specified in [\[ISO/IEC29500-1:2016\]](#) section 19.3.1.10.

The following W3C XML Schema ([\[XMLSCHEMA1/2\]](#) section 2.1) fragment specifies the contents of this element.

```
<xsd:element name="nonVisualGroupProps" type="CT_NonVisualGroupProps"/>
```

See section [5.14](#) for the full W3C XML Schema ([\[XMLSCHEMA1/2\]](#) section 2.1).

### 2.12.1.3 objectPr

*Target namespace:* <http://schemas.microsoft.com/office/drawing/2012/main>

A [CT\\_ObjectPr](#) element <113> that specifies object properties of a control or object.

*An extension list child element of:* **CT\_NonVisualPictureProperties (cNvPicPr)** as specified in [\[ISO/IEC29500-1:2016\]](#) section 19.3.1.11.

The following W3C XML Schema ([\[XMLSCHEMA1/2\]](#) section 2.1) fragment specifies the contents of this element.

```
<xsd:element name="objectPr" type="CT_ObjectPr"/>
```

See section [5.14](#) for the full W3C XML Schema ([\[XMLSCHEMA1/2\]](#) section 2.1).

### 2.12.1.4 signatureLine

*Target namespace:* <http://schemas.microsoft.com/office/drawing/2012/main>

A [CT\\_SignatureLine](#) element <114> that specifies a signature line. A signature line provides a visual representation of a signature that is digitally signed.

The following W3C XML Schema ([\[XMLSCHEMA1/2\]](#) section 2.1) fragment specifies the contents of this element.

```
<xsd:element name="signatureLine" type="CT_SignatureLine"/>
```

See section [5.14](#) for the full W3C XML Schema ([\[XMLSCHEMA1/2\]](#) section 2.1).

## 2.12.2 Attributes

None.

## 2.12.3 Complex Types

### 2.12.3.1 CT\_BackgroundPr

*Target namespace:* <http://schemas.microsoft.com/office/drawing/2012/main>

*Referenced by:* [backgroundPr](#)

This complex type describes the visual properties of the background of a WordprocessingML document. <115>

*Attributes:*

**bwMode:** An **ST\_BlackWhiteMode** ([\[ISO/IEC29500-1:2016\]](#) section 20.1.10.10) attribute that specifies in what types of colors the background is rendered.

**bwPure:** An **ST\_BlackWhiteMode** ([\[ISO/IEC29500-1:2016\]](#) section 20.1.10.10) attribute that specifies how the background is rendered using pure black and white color.

This is subordinate to **bwMode**. If **bwMode** is "auto" then the value for **bwNormal** or **bwPure** is used depending on what the output format is. An application can define for itself what, if any, difference there is between normal black and white and pure black and white.

**bwNormal:** An **ST\_BlackWhiteMode** ([ISO/IEC29500-1:2016] section 20.1.10.10) attribute that specifies how the background is rendered using normal black and white color.

This is subordinate to **bwMode**. If **bwMode** is set to "auto" then the value for **bwNormal** or **bwPure** is used depending on what the output format is. An application can define for itself what, if any, difference there is between normal black and white and pure black and white.

**targetScreenSize:** An **ST\_TargetScreenSz** attribute that specifies the target resolution used for documents with a gradient or picture-filled background.

The following W3C XML Schema ([XMLSCHEMA1/2] section 2.1) fragment specifies the contents of this complex type.

```
<xsd:complexType name="CT_BackgroundPr">
  <xsd:attribute name="bwMode" type="a:ST_BlackWhiteMode"/>
  <xsd:attribute name="bwPure" type="a:ST_BlackWhiteMode"/>
  <xsd:attribute name="bwNormal" type="a:ST_BlackWhiteMode"/>
  <xsd:attribute name="targetScreenSize" type="ST_TargetScreenSz"/>
</xsd:complexType>
```

See section [5.14](#) for the full W3C XML Schema ([XMLSCHEMA1/2] section 2.1).

### 2.12.3.2 CT\_NonVisualGroupProps

*Target namespace:* <http://schemas.microsoft.com/office/drawing/2012/main>

*Referenced by:* [nonVisualGroupProps](#)

This complex type specifies non-visual properties of a group of shapes. [<116>](#)

*Attributes:*

**isLegacyGroup:** A **boolean** ([XMLSCHEMA2/2] section 3.2.2) attribute that specifies if the group is a legacy group.

The following W3C XML Schema ([XMLSCHEMA1/2] section 2.1) fragment specifies the contents of this complex type.

```
<xsd:complexType name="CT_NonVisualGroupProps">
  <xsd:attribute name="isLegacyGroup" type="xsd:boolean"/>
</xsd:complexType>
```

See section [5.14](#) for the full W3C XML Schema ([XMLSCHEMA1/2] section 2.1).

### 2.12.3.3 CT\_ObjectPr

*Target namespace:* <http://schemas.microsoft.com/office/drawing/2012/main>

*Referenced by:* [objectPr](#)

This complex type specifies the object properties of a control or an object. [<117>](#)

*Attributes:*

**objectId:** A **string** ([XMLSCHEMA2/2] section 3.2.1) attribute that specifies a unique ID identifying the **OLE** Object.

**isActiveX:** A **boolean** ([XMLSCHEMA2/2] section 3.2.2) attribute that specifies whether the object is an ActiveX object.

**linkType:** A **string** ([XMLSCHEMA2/2] section 3.2.1) attribute that specifies the type of image that shall be requested from the application which hosts embedded object data for a linked object.

The following are the possible values for this attribute:

Value	Meaning
Bitmap	(Bitmap Image) Specifies that a bitmap shall be requested.
EnhancedMetaFile	(Enhanced Metafile Image) Specifies that an enhanced metafile shall be requested.
Picture	(Other Image) Specifies that any image format can be requested.

The following W3C XML Schema ([XMLSCHEMA1/2] section 2.1) fragment specifies the contents of this complex type.

```
<xsd:complexType name="CT_ObjectPr">
  <xsd:attribute name="objectId" type="xsd:string"/>
  <xsd:attribute name="isActiveX" type="xsd:boolean"/>
  <xsd:attribute name="linkType" type="xsd:string"/>
</xsd:complexType>
```

See section [5.14](#) for the full W3C XML Schema ([XMLSCHEMA1/2] section 2.1).

### 2.12.3.4 CT\_SignatureLine

*Target namespace:* <http://schemas.microsoft.com/office/drawing/2012/main>

*Referenced by:* [signatureLine](#)

This complex type specifies the properties of signature lines. [<118>](#)

*Attributes:*

**isSignatureLine:** A **boolean** ([XMLSCHEMA2/2] section 3.2.2) attribute that specifies whether the image is a signature line object.

**id:** An **ST\_Guid** ([ISO/IEC29500-1:2016] section 22.9.2.4) attribute that specifies the **GUID** of the signature line object.

**provId:** An **ST\_Guid** ([ISO/IEC29500-1:2016] section 22.9.2.4) attribute that specifies the GUID of the provider that creates the signature line object.

**signingInstructionsSet:** A **boolean** ([XMLSCHEMA2/2] section 3.2.2) that specifies whether there is data in the **signingInstructions** attribute of the signature line object.

**allowComments:** A **boolean** ([XMLSCHEMA2/2] section 3.2.2) attribute that specifies whether the user can attach comments at signing time.

**showSignDate:** A **boolean** ([XMLSCHEMA2/2] section 3.2.2) attribute that specifies whether the signed image generated includes the signing date.

**suggestedSigner:** A **string** ([XMLSCHEMA2/2] section 3.2.1) attribute that specifies the name of the suggested signer.

**suggestedSigner2:** A **string** ([XMLSCHEMA2/2] section 3.2.1) attribute that specifies the title or additional information about the suggested signer.

**suggestedSignerEmail:** A **string** ([XMLSCHEMA2/2] section 3.2.1) attribute that specifies the e-mail address of the suggested signer.

**signingInstructions:** A **string** ([XMLSCHEMA2/2] section 3.2.1) attribute that specifies the signing instruction that is displayed to the signer.

**addlXml:** A **string** ([XMLSCHEMA2/2] section 3.2.1) attribute that specifies an optional **XML** text used to store additional info about the signature line object.

**sigProvUrl:** A **string** ([XMLSCHEMA2/2] section 3.2.1) attribute that specifies the URL of the provider.

The following W3C XML Schema ([XMLSCHEMA1/2] section 2.1) fragment specifies the contents of this complex type.

```
<xsd:complexType name="CT_SignatureLine">
  <xsd:attribute name="isSignatureLine" type="xsd:boolean"/>
  <xsd:attribute name="id" type="a:ST_Guid"/>
  <xsd:attribute name="provId" type="a:ST_Guid"/>
  <xsd:attribute name="signingInstructionsSet" type="xsd:boolean"/>
  <xsd:attribute name="allowComments" type="xsd:boolean"/>
  <xsd:attribute name="showSignDate" type="xsd:boolean"/>
  <xsd:attribute name="suggestedSigner" type="xsd:string"/>
  <xsd:attribute name="suggestedSigner2" type="xsd:string"/>
  <xsd:attribute name="suggestedSignerEmail" type="xsd:string"/>
  <xsd:attribute name="signingInstructions" type="xsd:string"/>
  <xsd:attribute name="addlXml" type="xsd:string"/>
  <xsd:attribute name="sigProvUrl" type="xsd:string"/>
</xsd:complexType>
```

See section [5.14](#) for the full W3C XML Schema ([XMLSCHEMA1/2] section 2.1).

## 2.12.4 Simple Types

### 2.12.4.1 ST\_TargetScreenSz

*Target namespace:* <http://schemas.microsoft.com/office/drawing/2012/main>

*Referenced by:* [CT\\_BackgroundPr](#)

This simple type specifies possible ideal minimum target screen sizes (width by height, specified in pixels) for how the document could be optimized. [<119>](#)

Value	Meaning
544x376	Specifies that the document is optimized for a screen size of 544x376
640x480	Specifies that the document is optimized for a screen size of 640x480
720x512	Specifies that the document is optimized for a screen size of 720x512
800x600	Specifies that the document is optimized for a screen size of 800x600
1024x768	Specifies that the document is optimized for a screen size of 1024x768
1152x882	Specifies that the document is optimized for a screen size of 1152x882

Value	Meaning
1152x900	Specifies that the document is optimized for a screen size of 1152x900
1280x1024	Specifies that the document is optimized for a screen size of 1280x1024
1600x1200	Specifies that the document is optimized for a screen size of 1600x1200
1800x1440	Specifies that the document is optimized for a screen size of 1800x1440
1920x1200	Specifies that the document is optimized for a screen size of 1920x1200

The following W3C XML Schema ([\[XMLSCHEMA1/2\]](#) section 2.1) fragment specifies the contents of this simple type.

```
<xsd:simpleType name="ST_TargetScreenSz">
  <xsd:restriction base="xsd:token">
    <xsd:enumeration value="544x376"/>
    <xsd:enumeration value="640x480"/>
    <xsd:enumeration value="720x512"/>
    <xsd:enumeration value="800x600"/>
    <xsd:enumeration value="1024x768"/>
    <xsd:enumeration value="1152x882"/>
    <xsd:enumeration value="1152x900"/>
    <xsd:enumeration value="1280x1024"/>
    <xsd:enumeration value="1600x1200"/>
    <xsd:enumeration value="1800x1440"/>
    <xsd:enumeration value="1920x1200"/>
  </xsd:restriction>
</xsd:simpleType>
```

See section [5.14](#) for the full W3C XML Schema ([\[XMLSCHEMA1/2\]](#) section 2.1).

## 2.13 <http://schemas.microsoft.com/office/word/2010/wordprocessingShape>

### 2.13.1 Elements

#### 2.13.1.1 **wsp**

*Target namespace:* <http://schemas.microsoft.com/office/word/2010/wordprocessingShape>

*Referenced by:* [CT\\_WordprocessingGroup](#), [CT\\_WordprocessingCanvas](#)

A [CT\\_WordprocessingShape](#) element that specifies a **shape** in WordprocessingML. See [2.2.7](#) for more details about how this element is integrated with the Open XML file formats as specified in [\[ISO/IEC29500-1:2016\]](#).

The following W3C XML Schema ([\[XMLSCHEMA1/2\]](#) section 2.1) fragment specifies the contents of this element.

```
<xsd:element name="wsp" type="CT_WordprocessingShape"/>
```

See section [5.2](#) for the full W3C XML Schema ([\[XMLSCHEMA1/2\]](#) section 2.1).



## 2.13.2 Attributes

None.

## 2.13.3 Complex Types

### 2.13.3.1 CT\_LinkedTextboxInformation

*Target namespace:* <http://schemas.microsoft.com/office/word/2010/wordprocessingShape>

*Referenced by:* [CT\\_WordprocessingShape](#)

This type contains all the information necessary for a CT\_WordprocessingShape to participate in a **text box story**. An element of this type MUST NOT be present on the first CT\_WordprocessingShape element in a series of CT\_WordprocessingShape elements that are part of the same text box story. An element of this type MUST be present on all subsequent CT\_WordprocessingShape elements.

*Child Elements:*

**extLst:** A CT\_OfficeArtExtensionList ([\[ISO/IEC29500-1:2016\]](#) section A.4.1) element to hold future extensions to the parent element of this **extLst** element

*Attributes:*

**id:** An **unsignedShort** ([\[XMLSCHEMA2/2\]](#) section 3.3.23) attribute that specifies the text box story to which this text box belongs.

**seq:** An **unsignedShort** ([\[XMLSCHEMA2/2\]](#) section 3.3.23) attribute that specifies the position of the owning **shape** in the given text box story. This value MUST be unique across all **CT\_LinkedTextboxInformation** instances with the same story identifier. This value MUST be greater than 0.

The following W3C XML Schema ([\[XMLSCHEMA1/2\]](#) section 2.1) fragment specifies the contents of this complex type.

```
<xsd:complexType name="CT_LinkedTextboxInformation">
  <xsd:sequence>
    <xsd:element name="extLst" type="a:CT_OfficeArtExtensionList" minOccurs="0"
maxOccurs="1"/>
  </xsd:sequence>
  <xsd:attribute name="id" type="xsd:unsignedShort" use="required"/>
  <xsd:attribute name="seq" type="xsd:unsignedShort" use="required"/>
</xsd:complexType>
```

See section [5.2](#) for the full W3C XML Schema ([\[XMLSCHEMA1/2\]](#) section 2.1).

### 2.13.3.2 CT\_TextboxInfo

*Target namespace:* <http://schemas.microsoft.com/office/word/2010/wordprocessingShape>

*Referenced by:* [CT\\_WordprocessingShape](#)

This type contains all the text contents of a CT\_WordprocessingShape and associates that textual information, referred to as a **text box story**, with a story identifier. An element of this type MUST be present only in the CT\_WordprocessingShape element that is the first in a series of CT\_WordprocessingShape elements that refer to the same text box story.

*Child Elements:*

**w12:txbxContent:** A **CT\_TxbxContent** ([\[ISO/IEC29500-4:2016\]](#) section A.1) element. This element specifies the text contents.

**wne:txbxContent:** A **CT\_TxbxContent** ([ISO/IEC29500-4:2016] section A.1) element that specifies the text contents. This element is used in place of **w12:txbxContent** in documents with strict conformance.

**extLst:** A **CT\_OfficeArtExtensionList** ([\[ISO/IEC29500-1:2016\]](#) section A.4.1) element to hold future extensions to the parent element of this **extLst** element.

*Attributes:*

**id:** An **unsignedShort** ([\[XMLSCHEMA2/2\]](#) section 3.3.23) attribute that specifies the identity of the text box story begun by a **CT\_TextboxInfo** element. This value MUST be unique across a document for each instance of **CT\_TextboxInfo**.

The following W3C XML Schema ([\[XMLSCHEMA1/2\]](#) section 2.1) fragment specifies the contents of this complex type.

```
<xsd:complexType name="CT_TextboxInfo">
  <xsd:sequence>
    <xsd:element ref="w12:txbxContent" minOccurs="0" maxOccurs="1"/>
    <xsd:element ref="wne:txbxContent" minOccurs="0" maxOccurs="1"/>
    <xsd:element name="extLst" type="a:CT_OfficeArtExtensionList" minOccurs="0"
maxOccurs="1"/>
  </xsd:sequence>
  <xsd:attribute name="id" type="xsd:unsignedShort" use="optional" default="0"/>
</xsd:complexType>
```

See section [5.2](#) for the full W3C XML Schema ([\[XMLSCHEMA1/2\]](#) section 2.1).

### 2.13.3.3 CT\_WordprocessingShape

*Target namespace:* <http://schemas.microsoft.com/office/word/2010/wordprocessingShape>

*Referenced by:* [wsp](#), [CT\\_WordprocessingGroup](#), [CT\\_WordprocessingCanvas](#)

This type defines a **shape** in a WordprocessingML document.

*Child Elements:*

**cNvPr:** A **CT\_NonVisualDrawingProps** element ([\[ISO/IEC29500-1:2016\]](#) section A.4.1) that specifies non-visual properties. This element MUST NOT be present when the **CT\_WordprocessingShape** is contained directly by a **graphicData** (Graphic Object Data) element as specified in [\[ISO/IEC29500-1:2016\]](#) section 20.1.2.2.17. This element MUST be present when the **CT\_WordprocessingShape** is not contained directly by a **graphicData** element as specified in [\[ISO/IEC29500-1:2016\]](#) section 20.1.2.2.17. [<120>](#)

**cNvSpPr:** A **CT\_NonVisualDrawingShapeProps** element ([\[ISO/IEC29500-1:2016\]](#) section A.4.1) that specifies non-visual shape properties.

**cNvCnPr:** A **CT\_NonVisualConnectorProperties** element ([\[ISO/IEC29500-1:2016\]](#) section A.4.1) that specifies non-visual connector properties.

**spPr:** A **CT\_ShapeProperties** element ([\[ISO/IEC29500-1:2016\]](#) section A.4.1) that specifies the visual shape properties that can be applied to a shape. [<121>](#)

**style:** A **CT\_ShapeStyle** element ([\[ISO/IEC29500-1:2016\]](#) section A.4.1) that specifies the style information for a shape.

**extLst:** A **CT\_OfficeArtExtensionList** element ([ISO/IEC29500-1:2016] section A.4.1) to hold future extensions to the parent element of this **extLst** element.

**txbx:** A **CT\_TextboxInfo** element that specifies the textual contents of the shape if the shape is the first in the series of shapes for the same **text box story**.

**linkedTxbx:** A **CT\_LinkedTextboxInformation** element that specifies the textual contents of the shape if the shape is not the first in the series of shapes for the indicated text box story.

**bodyPr:** A **CT\_TextBodyProperties** element ([ISO/IEC29500-1:2016] section A.4.1) that specifies the body properties for the text body in a shape.

*Attributes:*

**normalEastAsianFlow:** A Boolean attribute that specifies whether the text flow of the text contents of the shape ignores the text flow value specified by the **vert** attribute of the **bodyPr** element. If this flag is set to TRUE, the value of the **vert** attribute of the **bodyPr** element on this **CT\_WordprocessingShape** MUST be ignored, and text flows in the manner specified by the value "tbV" for an **ST\_TextDirection** (Text Flow Direction) type as specified in [ISO/IEC29500-1:2016] section 17.18.93.

The following W3C XML Schema ([XMLSCHEMA1/2] section 2.1) fragment specifies the contents of this complex type.

```
<xsd:complexType name="CT_WordprocessingShape">
  <xsd:sequence minOccurs="1" maxOccurs="1">
    <xsd:element name="cNvPr" type="a:CT_NonVisualDrawingProps" minOccurs="0" maxOccurs="1"/>
    <xsd:choice minOccurs="1" maxOccurs="1">
      <xsd:element name="cNvSpPr" type="a:CT_NonVisualDrawingShapeProps" minOccurs="1"
maxOccurs="1"/>
      <xsd:element name="cNvCnPr" type="a:CT_NonVisualConnectorProperties" minOccurs="1"
maxOccurs="1"/>
    </xsd:choice>
    <xsd:element name="spPr" type="a:CT_ShapeProperties" minOccurs="1" maxOccurs="1"/>
    <xsd:element name="style" type="a:CT_ShapeStyle" minOccurs="0" maxOccurs="1"/>
    <xsd:element name="extLst" type="a:CT_OfficeArtExtensionList" minOccurs="0"
maxOccurs="1"/>
    <xsd:choice minOccurs="0" maxOccurs="1">
      <xsd:element name="txbx" type="CT_TextboxInfo" minOccurs="1" maxOccurs="1"/>
      <xsd:element name="linkedTxbx" type="CT_LinkedTextboxInformation" minOccurs="1"
maxOccurs="1"/>
    </xsd:choice>
    <xsd:element name="bodyPr" type="a:CT_TextBodyProperties" minOccurs="1" maxOccurs="1"/>
  </xsd:sequence>
  <xsd:attribute name="normalEastAsianFlow" type="xsd:boolean" use="optional"
default="false"/>
</xsd:complexType>
```

See section [5.2](#) for the full W3C XML Schema ([XMLSCHEMA1/2] section 2.1).

### 2.13.4 Simple Types

None.

## 2.14 <http://schemas.microsoft.com/office/drawing/2010/picture>

### 2.14.1 Elements

#### 2.14.1.1 **extLst**

*Target namespace:* <http://schemas.microsoft.com/office/drawing/2010/picture>

A **CT\_OfficeArtExtensionList** element ([\[ISO/IEC29500-1:2016\]](#) section A.4.1).

Extension attribute on type: **pic** (Picture) as specified in [\[ISO/IEC29500-1:2016\]](#) section 20.2.2.5

To maintain compatibility with Office Open XML implementations, the namespace of this attribute prefix **MUST** be specified in an **Ignorable** attribute ([\[ISO/IEC29500-3:2015\]](#) section 7.2).

This element specifies a list of extensions for a picture.

The following W3C XML Schema ([\[XMLSCHEMA1/2\]](#) section 2.1) fragment specifies the contents of this element.

```
<xsd:element name="extLst" type="a:CT_OfficeArtExtensionList"/>
```

See section [5.12](#) for the full W3C XML Schema ([\[XMLSCHEMA1/2\]](#) section 2.1).

#### 2.14.1.2 **style**

*Target namespace:* <http://schemas.microsoft.com/office/drawing/2010/picture>

A **CT\_ShapeStyle** element ([\[ISO/IEC29500-1:2016\]](#) section A.4.1).

Extension attribute on type: [\[ISO/IEC29500-1:2016\]](#) section 20.2.2.5

To maintain compatibility with Office Open XML file formats, the namespace of this attribute prefix **MUST** be specified in an **Ignorable** attribute ([\[ISO/IEC29500-3:2015\]](#) section 7.2).

This element specifies the style information for a picture.

The following W3C XML Schema ([\[XMLSCHEMA1/2\]](#) section 2.1) fragment specifies the contents of this element.

```
<xsd:element name="style" type="a:CT_ShapeStyle"/>
```

See section [5.12](#) for the full W3C XML Schema ([\[XMLSCHEMA1/2\]](#) section 2.1).

### 2.14.2 Attributes

None.

### 2.14.3 Complex Types

None.

### 2.14.4 Simple Types

None.

## 2.15 <http://schemas.microsoft.com/office/word/2010/wordml>

### 2.15.1 Elements

#### 2.15.1.1 **contentPart**

*Target namespace:* <http://schemas.microsoft.com/office/word/2010/wordml>

*Referenced by:* [CT\\_WordprocessingGroup](#), [CT\\_WordprocessingCanvas](#)

A [CT\\_WordContentPart](#) element that specifies a reference to XML content in a format not specified in [\[ISO/IEC29500-1:2016\]](#).

This element serves the same purpose as the **contentPart** element in WordprocessingML ([ISO/IEC29500-1:2016] section 17.3.3.2), but appears under **graphicData** ([ISO/IEC29500-1:2016] section 20.1.2.2.17), [CT\\_WordprocessingGroup](#), and [CT\\_WordprocessingCanvas](#).

The following W3C XML Schema ([\[XMLSCHEMA1/2\]](#) section 2.1) fragment specifies the contents of this element.

```
<xsd:element name="contentPart" type="CT_WordContentPart"/>
```

See section [5.3](#) for the full W3C XML Schema ([\[XMLSCHEMA1/2\]](#) section 2.1).

### 2.15.2 Attributes

None.

### 2.15.3 Complex Types

#### 2.15.3.1 **CT\_WordContentPart**

*Target namespace:* <http://schemas.microsoft.com/office/word/2010/wordml>

*Referenced by:* [contentPart](#), [CT\\_WordprocessingGroup](#), [CT\\_WordprocessingCanvas](#)

A complex type that specifies a reference to XML content in a format not specified by [\[ISO/IEC29500-1:2016\]](#).

This element serves the same purpose as the **contentPart** element in WordprocessingML ([ISO/IEC29500-1:2016] section 17.3.3.2), but appears under **graphicData** ([ISO/IEC29500-1:2016] section 20.1.2.2.17), **CT\_WordprocessingGroup**, and **CT\_WordprocessingCanvas**.

*Child Elements:*

**nvContentPartPr:** A [CT\\_WordContentPartNonVisual](#) element that specifies non-visual properties for the content part.

**xfrm:** A **CT\_Transform2D** element ([ISO/IEC29500-1:2016] section A.4.1) that specifies the 2-D transform for the content part.

**extLst:** A **CT\_OfficeArtExtensionList** element ([ISO/IEC29500-1:2016] section A.4.1) that specifies the extension list in which all future extensions of element type **ext** is defined. The extension list, along with corresponding future extensions, is used to extend the storage capabilities of the DrawingML framework. This enables various new types of data to be stored natively in the framework.

*Attributes:*

**bwMode:** An **ST\_BlackWhiteMode** attribute ([ISO/IEC29500-1:2016] section 20.1.10.10) that specifies how to interpret color information contained within a content part to achieve a color, black and white, or grayscale rendering of the content part. This attribute specifies only the rendering mode applied to the content part; it does not affect how the actual color information is persisted.

**r:id:** An **ST\_RelationshipId** attribute ([ISO/IEC29500-1:2016] section 22.8.2.1) that specifies the relationship identifier to a content part.

The following W3C XML Schema ([XMLSCHEMA1/2] section 2.1) fragment specifies the contents of this complex type.

```
<xsd:complexType name="CT_WordContentPart">
  <xsd:sequence>
    <xsd:element name="nvContentPartPr" type="CT_WordContentPartNonVisual" minOccurs="0"
maxOccurs="1"/>
    <xsd:element name="xfrm" type="a:CT_Transform2D" minOccurs="0" maxOccurs="1"/>
    <xsd:element name="extLst" type="a:CT_OfficeArtExtensionList" minOccurs="0"
maxOccurs="1"/>
  </xsd:sequence>
  <xsd:attribute name="bwMode" type="a:ST_BlackWhiteMode" use="optional"/>
  <xsd:attribute ref="r:id" use="required"/>
</xsd:complexType>
```

See section [5.3](#) for the full W3C XML Schema ([XMLSCHEMA1/2] section 2.1).

### 2.15.3.2 CT\_WordContentPartNonVisual

*Target namespace:* <http://schemas.microsoft.com/office/word/2010/wordml>

*Referenced by:* [CT\\_WordContentPart](#)

A complex type that specifies non-visual properties for CT\_WordContentPart.

*Child Elements:*

**cNvPr:** A **CT\_NonVisualDrawingProps** element ([ISO/IEC29500-1:2016] section A.4.1) that specifies the non-visual drawing properties for the content part. This provides additional information that does not affect the appearance of the content part to be stored.

**cNvContentPartPr:** A [CT\\_NonVisualInkContentPartProperties](#) element that specifies non-visual ink properties for the content part. This provides additional information that does not affect the appearance of ink in the content part to be stored.

The following W3C XML Schema ([XMLSCHEMA1/2] section 2.1) fragment specifies the contents of this complex type.

```
<xsd:complexType name="CT_WordContentPartNonVisual">
  <xsd:sequence>
    <xsd:element name="cNvPr" type="a:CT_NonVisualDrawingProps" minOccurs="0" maxOccurs="1"/>
    <xsd:element name="cNvContentPartPr" type="a14:CT_NonVisualInkContentPartProperties"
minOccurs="0" maxOccurs="1"/>
  </xsd:sequence>
</xsd:complexType>
```

See section [5.3](#) for the full W3C XML Schema ([XMLSCHEMA1/2] section 2.1).

## 2.15.4 Simple Types

None.

## 2.16 <http://schemas.microsoft.com/office/word/2010/wordprocessingGroup>

### 2.16.1 Elements

#### 2.16.1.1 **wgp**

*Target namespace:* <http://schemas.microsoft.com/office/word/2010/wordprocessingGroup>

*Referenced by:* [CT\\_WordprocessingCanvas](#)

A [CT\\_WordprocessingGroup](#) element that specifies a group in WordprocessingML. See [2.2.7](#) for more details about how this element is integrated with the Open XML file formats as specified in [\[ISO/IEC29500-1:2016\]](#).

The following W3C XML Schema ([\[XMLSCHEMA1/2\]](#) section 2.1) fragment specifies the contents of this element.

```
<xsd:element name="wgp" type="CT_WordprocessingGroup"/>
```

See section [5.4](#) for the full W3C XML Schema ([\[XMLSCHEMA1/2\]](#) section 2.1).

### 2.16.2 Attributes

None.

### 2.16.3 Complex Types

#### 2.16.3.1 **CT\_GraphicFrame**

*Target namespace:* <http://schemas.microsoft.com/office/word/2010/wordprocessingGroup>

*Referenced by:* [CT\\_WordprocessingGroup](#), [CT\\_WordprocessingCanvas](#)

This type defines a container for a graphical object as specified in [\[ISO/IEC29500-1:2016\]](#) section 20.1.2.2.16 to be integrated in the context of the type defined by a [CT\\_WordprocessingGroup](#).

*Child Elements:*

**cNvPr:** A **CT\_NonVisualDrawingProps** element ([\[ISO/IEC29500-1:2016\]](#) section A.4.1) that specifies the non-visual properties of the current **CT\_GraphicFrame**.

**cNvFrPr:** A **CT\_NonVisualGraphicFrameProperties** element ([\[ISO/IEC29500-1:2016\]](#) section A.4.1) that specifies the non-visual frame properties of the current **CT\_GraphicFrame**.

**xfrm:** A **CT\_Transform2D** element ([\[ISO/IEC29500-1:2016\]](#) section A.4.1) that specifies the transformation of the current **CT\_GraphicFrame**.

**a:graphic:** A **CT\_GraphicalObject** element ([\[ISO/IEC29500-1:2016\]](#) section A.4.1) that specifies the graphical object content in the current **CT\_GraphicFrame**.

**extLst:** A **CT\_OfficeArtExtensionList** element ([\[ISO/IEC29500-1:2016\]](#) section A.4.1) to hold future extensions to the parent element of this **extLst** element.

The following W3C XML Schema ([\[XMLSCHEMA1/2\]](#) section 2.1) fragment specifies the contents of this complex type.

```
<xsd:complexType name="CT_GraphicFrame">
  <xsd:sequence>
    <xsd:element name="cNvPr" type="a:CT_NonVisualDrawingProps" minOccurs="1" maxOccurs="1"/>
    <xsd:element name="cNvFrPr" type="a:CT_NonVisualGraphicFrameProperties" minOccurs="1"
maxOccurs="1"/>
    <xsd:element name="xfrm" type="a:CT_Transform2D" minOccurs="1" maxOccurs="1"/>
    <xsd:element ref="a:graphic" minOccurs="1" maxOccurs="1"/>
    <xsd:element name="extLst" type="a:CT_OfficeArtExtensionList" minOccurs="0"
maxOccurs="1"/>
  </xsd:sequence>
</xsd:complexType>
```

See section [5.4](#) for the full W3C XML Schema ([\[XMLSCHEMA1/2\]](#) section 2.1).

### 2.16.3.2 CT\_WordprocessingGroup

*Target namespace:* <http://schemas.microsoft.com/office/word/2010/wordprocessingGroup>

*Referenced by:* [wgp](#), [CT\\_WordprocessingCanvas](#)

This complex type defines the data that represents a group of graphical objects in WordprocessingML.

*Child Elements:*

**cNvPr:** A **CT\_NonVisualDrawingProps** element ([\[ISO/IEC29500-1:2016\]](#) section A.4.1) that specifies the non-visual properties of the current **CT\_WordprocessingGroup**. This element MUST NOT be present when the **CT\_WordprocessingGroup** is contained directly by a **graphicData** (Graphic Object Data) element as specified in [\[ISO/IEC29500-1:2016\]](#) section 20.1.2.2.17. This element MUST be present when the **CT\_WordprocessingGroup** is not contained directly by a **graphicData** element as specified in [\[ISO/IEC29500-1:2016\]](#) section 20.1.2.2.17.

**cNvGrpSpPr:** A **CT\_NonVisualGroupDrawingShapeProps** element ([\[ISO/IEC29500-1:2016\]](#) section A.4.1) that specifies the non-visual group properties of the current **CT\_WordprocessingGroup**.

**grpSpPr:** A **CT\_GroupShapeProperties** element ([\[ISO/IEC29500-1:2016\]](#) section A.4.1) that specifies the properties that are common across all shapes in the current **CT\_WordprocessingGroup**. If there are any conflicting properties between the **group shape** properties and **shape** properties, the individual shape properties SHOULD [<122>](#) take precedence.

**wps:wsp:** A [CT\\_WordprocessingShape](#) element that specifies a shape that is a child of the current **CT\_WordprocessingGroup**.

**grpSp:** A **CT\_WordprocessingGroup** element that specifies a group that is a child of the current **CT\_WordprocessingGroup**.

**graphicFrame:** A [CT\\_GraphicFrame](#) element that specifies a graphical object that is a child of the current **CT\_WordprocessingGroup**. [<123>](#)

**pic:pic:** A **CT\_Picture** element ([\[ISO/IEC29500-1:2016\]](#) section A.4.2) that specifies a picture that is a child of the current **CT\_WordprocessingGroup**.

**w14:contentPart:** A [CT\\_WordContentPart](#) element that specifies a content part that is a child of the current **CT\_WordprocessingGroup**.

**extLst:** A **CT\_OfficeArtExtensionList** element ([\[ISO/IEC29500-1:2016\]](#) section A.4.1) to hold future extensions to the parent element of this **extLst** element.



The following W3C XML Schema ([\[XMLSCHEMA1/2\]](#) section 2.1) fragment specifies the contents of this complex type.

```
<xsd:complexType name="CT_WordprocessingGroup">
  <xsd:sequence minOccurs="1" maxOccurs="1">
    <xsd:element name="cNvPr" type="a:CT NonVisualDrawingProps" minOccurs="0" maxOccurs="1"/>
    <xsd:element name="cNvGrpSpPr" type="a:CT_NonVisualGroupDrawingShapeProps" minOccurs="1"
maxOccurs="1"/>
    <xsd:element name="grpSpPr" type="a:CT_GroupShapeProperties" minOccurs="1"
maxOccurs="1"/>
    <xsd:choice minOccurs="0" maxOccurs="unbounded">
      <xsd:element ref="wps:wsp"/>
      <xsd:element name="grpSp" type="CT_WordprocessingGroup"/>
      <xsd:element name="graphicFrame" type="CT_GraphicFrame"/>
      <xsd:element ref="pic:pic"/>
      <xsd:element ref="w14:contentPart"/>
    </xsd:choice>
    <xsd:element name="extLst" type="a:CT_OfficeArtExtensionList" minOccurs="0"
maxOccurs="1"/>
  </xsd:sequence>
</xsd:complexType>
```

See section [5.4](#) for the full W3C XML Schema ([\[XMLSCHEMA1/2\]](#) section 2.1).

## 2.16.4 Simple Types

None.

## 2.17 <http://schemas.microsoft.com/office/word/2010/wordprocessingCanvas>

### 2.17.1 Elements

#### 2.17.1.1 **wpc**

*Target namespace:* <http://schemas.microsoft.com/office/word/2010/wordprocessingCanvas>

A [CT\\_WordprocessingCanvas](#) element that specifies a **drawing canvas** in WordprocessingML. See section [2.2.7](#) for more details about how this element is integrated with [\[ISO/IEC29500-1:2016\]](#).

The following W3C XML Schema ([\[XMLSCHEMA1/2\]](#) section 2.1) fragment specifies the contents of this element.

```
<xsd:element name="wpc" type="CT_WordprocessingCanvas"/>
```

See section [5.5](#) for the full W3C XML Schema ([\[XMLSCHEMA1/2\]](#) section 2.1).

### 2.17.2 Attributes

None.

### 2.17.3 Complex Types

#### 2.17.3.1 **CT\_WordprocessingCanvas**

*Target namespace:* <http://schemas.microsoft.com/office/word/2010/wordprocessingCanvas>

Referenced by: [wpc](#)

This type defines a **drawing canvas** in a WordprocessingML document.

*Child Elements:*

**bg:** A **CT\_BackgroundFormatting** element ([\[ISO/IEC29500-1:2016\]](#) section A.4.1) that specifies formatting applied to the background of a drawing canvas.

**whole:** A **CT\_WholeE2oFormatting** element ([\[ISO/IEC29500-1:2016\]](#) section A.4.1) that specifies line formatting properties applied to a drawing canvas and any reflection effect applied to a drawing canvas that includes reflection of the objects in the drawing canvas.

**wps:wsp:** A [CT\\_WordprocessingShape](#) element that specifies a **shape** in a drawing canvas.

**pic:pic:** A **CT\_Picture** element ([\[ISO/IEC29500-1:2016\]](#) section A.4.2) that specifies a picture in a drawing canvas.

**w14:contentPart:** A [CT\\_WordContentPart](#) element that specifies a graphical object represented by arbitrary **XML** stored in a referenced part.

**wpg:wgp:** A [CT\\_WordprocessingGroup](#) element that specifies a groups of graphical objects.

**graphicFrame:** A [CT\\_GraphicFrame](#) element that specifies a graphical object that is a child of the current **CT\_WordprocessingCanvas**.[<124>](#)

**extLst:** A **CT\_OfficeArtExtensionList** element ([\[ISO/IEC29500-1:2016\]](#) section A.4.1) to hold future extensions to the parent element of this **extLst** element.

The following W3C XML Schema ([\[XMLSCHEMA1/2\]](#) section 2.1) fragment specifies the contents of this complex type.

```
<xsd:complexType name="CT_WordprocessingCanvas">
  <xsd:sequence minOccurs="1" maxOccurs="1">
    <xsd:element name="bg" type="a:CT_BackgroundFormatting" minOccurs="0" maxOccurs="1"/>
    <xsd:element name="whole" type="a:CT_WholeE2oFormatting" minOccurs="0" maxOccurs="1"/>
    <xsd:choice minOccurs="0" maxOccurs="unbounded">
      <xsd:element ref="wps:wsp"/>
      <xsd:element ref="pic:pic"/>
      <xsd:element ref="w14:contentPart"/>
      <xsd:element ref="wpg:wgp"/>
      <xsd:element name="graphicFrame" type="wpg:CT_GraphicFrame"/>
    </xsd:choice>
    <xsd:element name="extLst" type="a:CT_OfficeArtExtensionList" minOccurs="0"
maxOccurs="1"/>
  </xsd:sequence>
</xsd:complexType>
```

See section [5.5](#) for the full W3C XML Schema ([\[XMLSCHEMA1/2\]](#) section 2.1).

## 2.17.4 Simple Types

None.

## 2.18 <http://schemas.microsoft.com/office/word/2010/wordprocessingDrawing>

### 2.18.1 Elements

#### 2.18.1.1 **pctPosHOffset**

*Target namespace:* <http://schemas.microsoft.com/office/word/2010/wordprocessingDrawing>

*Child element of:* **positionH** (Horizontal positioning) as specified in [\[ISO/IEC29500-1:2016\]](#) section 20.4.2.10.

An **ST\_Percentage** element as specified in [\[ISO/IEC29500-4:2016\]](#) section 12.1.2.2 and [\[ISO/IEC29500-1:2016\]](#) section 20.1.10.40 that specifies the horizontal offset.

The following W3C XML Schema ([\[XMLSCHEMA1/2\]](#) section 2.1) fragment specifies the contents of this element.

```
<xsd:element name="pctPosHOffset" type="a:ST_Percentage"/>
```

See section [5.11](#) for the full W3C XML Schema ([\[XMLSCHEMA1/2\]](#) section 2.1).

#### 2.18.1.2 **pctPosVOffset**

*Target namespace:* <http://schemas.microsoft.com/office/word/2010/wordprocessingDrawing>

*Child element of:* **positionV** (Vertical positioning) as specified in [\[ISO/IEC29500-1:2016\]](#) section 20.4.2.11.

An **ST\_Percentage** element as specified in [\[ISO/IEC29500-4:2016\]](#) section 12.1.2.2 and [\[ISO/IEC29500-1:2016\]](#) section 20.1.10.40 that specifies the vertical offset.

The following W3C XML Schema ([\[XMLSCHEMA1/2\]](#) section 2.1) fragment specifies the contents of this element.

```
<xsd:element name="pctPosVOffset" type="a:ST_Percentage"/>
```

See section [5.11](#) for the full W3C XML Schema ([\[XMLSCHEMA1/2\]](#) section 2.1).

#### 2.18.1.3 **sizeRelH**

*Target namespace:* <http://schemas.microsoft.com/office/word/2010/wordprocessingDrawing>

*Optional child element of:* **anchor** as specified in [\[ISO/IEC29500-1:2016\]](#) section 20.4.2.3.

If present, this element specifies that the horizontal size (width) is relative. If absent, the horizontal size is absolute.

A **CT\_SizeRelH** element that specifies the relative width of a floating DrawingML object in a WordprocessingML document.

The following W3C XML Schema ([\[XMLSCHEMA1/2\]](#) section 2.1) fragment specifies the contents of this element.

```
<xsd:element name="sizeRelH" type="CT_SizeRelH"/>
```

See section [5.11](#) for the full W3C XML Schema ([XMLSCHEMA1/2] section 2.1).

#### 2.18.1.4 sizeRelV

*Target namespace:* <http://schemas.microsoft.com/office/word/2010/wordprocessingDrawing>

*Optional child element of:* **anchor** as specified in [\[ISO/IEC29500-1:2016\]](#) section 20.4.2.3.

If present, this element specifies that the vertical size (height) is relative. If absent, the vertical size is absolute.

A **CT\_SizeRelV** element that specifies the relative height of a floating DrawingML object in a WordprocessingML document.

The following W3C XML Schema ([\[XMLSCHEMA1/2\]](#) section 2.1) fragment specifies the contents of this element.

```
<xsd:element name="sizeRelV" type="CT_SizeRelV"/>
```

See section [5.11](#) for the full W3C XML Schema ([XMLSCHEMA1/2] section 2.1).

### 2.18.2 Attributes

#### 2.18.2.1 anchorId

*Target namespace:* <http://schemas.microsoft.com/office/word/2010/wordprocessingDrawing>

An optional [ST\\_EditId](#) attribute that specifies an identifier for the element this attribute is applied to. Values MUST be greater than 0 and less than 0x80000000. See [\[MS-DOCX\]](#) section 2.2.6 for how this attribute integrates with [\[ISO/IEC29500-1:2016\]](#).

The following W3C XML Schema ([\[XMLSCHEMA1/2\]](#) section 2.1) fragment specifies the contents of this attribute.

```
<xsd:attribute name="anchorId" type="ST_EditId"/>
```

See section [5.11](#) for the full W3C XML Schema ([XMLSCHEMA1/2] section 2.1).

#### 2.18.2.2 editId

*Target namespace:* <http://schemas.microsoft.com/office/word/2010/wordprocessingDrawing>

An optional **ST\_EditId** attribute of an anchor or inline element as specified in [\[ISO/IEC29500-1:2016\]](#) section 20.4.2.3 and [\[ISO/IEC29500-1:2016\]](#) section 20.4.2.8. If present, this attribute specifies whether the object has been edited relative to the corresponding object in another version of the same document. If this attribute is present on an anchor or inline element and that element is edited in a way other than editing the contents of any nested **txbxContent** element ([\[ISO/IEC29500-4:2016\]](#) section 9.8.1.1), the application MUST either change the value of this attribute or remove it. If present, the value of this attribute MUST be greater than zero and less than 0x80000000.

The following W3C XML Schema ([\[XMLSCHEMA1/2\]](#) section 2.1) fragment specifies the contents of this attribute.

```
<xsd:attribute name="editId" type="ST_EditId"/>
```

See section [5.11](#) for the full W3C XML Schema ([XMLSCHEMA1/2] section 2.1).

### 2.18.3 Complex Types

#### 2.18.3.1 CT\_SizeRelH

*Target namespace:* <http://schemas.microsoft.com/office/word/2010/wordprocessingDrawing>

*Referenced by:* [sizeRelH](#)

Specifies the relative width of a floating DrawingML object in a WordprocessingML document.

*Child Elements:*

**pctWidth:** An **ST\_PositivePercentage** element (as specified in [\[ISO/IEC29500-1:2016\]](#) section 20.1.10.45) that specifies the width. [<125>](#)

*Attributes:*

**relativeFrom:** An **ST\_SizeRelFromH** attribute that specifies the base on which the relative width is calculated.

The following W3C XML Schema ([\[XMLSCHEMA1/2\]](#) section 2.1) fragment specifies the contents of this complex type.

```
<xsd:complexType name="CT_SizeRelH">
  <xsd:sequence>
    <xsd:element name="pctWidth" type="a:ST_PositivePercentage" minOccurs="1" maxOccurs="1"/>
  </xsd:sequence>
  <xsd:attribute name="relativeFrom" type="ST_SizeRelFromH" use="required"/>
</xsd:complexType>
```

See section [5.11](#) for the full W3C XML Schema ([XMLSCHEMA1/2] section 2.1).

#### 2.18.3.2 CT\_SizeRelV

*Target namespace:* <http://schemas.microsoft.com/office/word/2010/wordprocessingDrawing>

*Referenced by:* [sizeRelV](#)

Specifies the relative height of a floating DrawingML object in a WordprocessingML document.

*Child Elements:*

**pctHeight:** An **ST\_PositivePercentage** element (as specified in [\[ISO/IEC29500-1:2016\]](#) section 20.1.10.45) that specifies the height. [<126>](#)

*Attributes:*

**relativeFrom:** An **ST\_SizeRelFromV** attribute that specifies the base on which the relative height is calculated.

The following W3C XML Schema ([\[XMLSCHEMA1/2\]](#) section 2.1) fragment specifies the contents of this complex type.

```
<xsd:complexType name="CT_SizeRelV">
  <xsd:sequence>
    <xsd:element name="pctHeight" type="a:ST_PositivePercentage" minOccurs="1"
maxOccurs="1"/>
  </xsd:sequence>
</xsd:complexType>
```

```

    </xsd:sequence>
    <xsd:attribute name="relativeFrom" type="ST_SizeRelFromV" use="required"/>
</xsd:complexType>

```

See section [5.11](#) for the full W3C XML Schema ([XMLSCHEMA1/2] section 2.1).

## 2.18.4 Simple Types

### 2.18.4.1 ST\_EditId

*Target namespace:* <http://schemas.microsoft.com/office/word/2010/wordprocessingDrawing>

*Referenced by:* [anchorId](#), [editId](#)

This simple type specifies a number value specified as a four-octet (eight-digit) hexadecimal number.

The following W3C XML Schema ([\[XMLSCHEMA1/2\]](#) section 2.1) fragment specifies the contents of this simple type.

```

<xsd:simpleType name="ST_EditId">
  <xsd:restriction base="xsd:hexBinary">
    <xsd:length value="4"/>
  </xsd:restriction>
</xsd:simpleType>

```

See section [5.11](#) for the full W3C XML Schema ([XMLSCHEMA1/2] section 2.1).

### 2.18.4.2 ST\_SizeRelFromH

*Target namespace:* <http://schemas.microsoft.com/office/word/2010/wordprocessingDrawing>

*Referenced by:* [CT\\_SizeRelH](#)

A simple type that specifies the base on which the relative width is calculated. Possible values are described in the following table.

Value	Meaning
margin	Relative to margins of the current page.
page	Relative to edges of the current page.
leftMargin	Relative to the left margin of the current page.
rightMargin	Relative to the right margin of the current page.
insideMargin	Relative to the inside margin of the current page.
outsideMargin	Relative to the outside margin of the current page.

The following W3C XML Schema ([\[XMLSCHEMA1/2\]](#) section 2.1) fragment specifies the contents of this simple type.

```

<xsd:simpleType name="ST_SizeRelFromH">
  <xsd:restriction base="xsd:token">

```

```

<xsd:enumeration value="margin"/>
<xsd:enumeration value="page"/>
<xsd:enumeration value="leftMargin"/>
<xsd:enumeration value="rightMargin"/>
<xsd:enumeration value="insideMargin"/>
<xsd:enumeration value="outsideMargin"/>
</xsd:restriction>
</xsd:simpleType>

```

See section [5.11](#) for the full W3C XML Schema ([XMLSCHEMA1/2] section 2.1).

### 2.18.4.3 ST\_SizeRelFromV

*Target namespace:* <http://schemas.microsoft.com/office/word/2010/wordprocessingDrawing>

*Referenced by:* [CT\\_SizeRelV](#)

A simple type that specifies the base on which the relative height is calculated. Possible values are described in the following table.

Value	Meaning
margin	Relative to margins of the current page.
page	Relative to edges of the current page.
topMargin	Relative to the top margin of the current page.
bottomMargin	Relative to the bottom margin of the current page.
insideMargin	Relative to the inside margin of the current page.
outsideMargin	Relative to the outside margin of the current page.

The following W3C XML Schema ([\[XMLSCHEMA1/2\] section 2.1](#)) fragment specifies the contents of this simple type.

```

<xsd:simpleType name="ST_SizeRelFromV">
  <xsd:restriction base="xsd:token">
    <xsd:enumeration value="margin"/>
    <xsd:enumeration value="page"/>
    <xsd:enumeration value="topMargin"/>
    <xsd:enumeration value="bottomMargin"/>
    <xsd:enumeration value="insideMargin"/>
    <xsd:enumeration value="outsideMargin"/>
  </xsd:restriction>
</xsd:simpleType>

```

See section [5.11](#) for the full W3C XML Schema ([XMLSCHEMA1/2] section 2.1).

## 2.19 <http://schemas.microsoft.com/office/word/2012/wordprocessingDrawing>

### 2.19.1 Elements

#### 2.19.1.1 **webVideoPr**

*Target namespace:* <http://schemas.microsoft.com/office/word/2012/wordprocessingDrawing>

A [CT\\_WebVideoPr](#) element that specifies the properties for displaying an online video to the user.

The following W3C XML Schema ([\[XMLSCHEMA1/2\]](#) section 2.1) fragment specifies the contents of this element.

```
<xsd:element name="webVideoPr" type="CT_WebVideoPr"/>
```

See section [5.18](#) for the full W3C XML Schema ([\[XMLSCHEMA1/2\]](#) section 2.1).

### 2.19.2 Attributes

None.

### 2.19.3 Complex Types

#### 2.19.3.1 **CT\_WebVideoPr**

*Target namespace:* <http://schemas.microsoft.com/office/word/2012/wordprocessingDrawing>

*Referenced by:* [webVideoPr](#)

A complex type that specifies the properties used to render **HTML** into the containing binary large image or picture (BLIP).

*Attributes:*

**embeddedHtml:** An `xsd:string` attribute ([\[XMLSCHEMA2/2\]](#) section 3.2.1) that specifies the embedded HTML to be rendered within the BLIP. This attribute SHOULD NOT be omitted if the video playback experience is to be fully preserved.

**h:** An `xsd:unsignedInt` ([\[XMLSCHEMA2/2\]](#) section 3.3.22) attribute that specifies the height of the rendered HTML page in pixels. This attribute SHOULD NOT be omitted if the video playback experience is to be fully preserved.

**w:** An `xsd:unsignedInt` ([\[XMLSCHEMA2/2\]](#) section 3.3.22) attribute that specifies the width of the rendered HTML page in pixels. This attribute SHOULD NOT be omitted if the video playback experience is to be fully preserved.

The following W3C XML Schema ([\[XMLSCHEMA1/2\]](#) section 2.1) fragment specifies the contents of this complex type.

```
<xsd:complexType name="CT_WebVideoPr">
  <xsd:attribute name="embeddedHtml" type="xsd:string" use="optional" default=""/>
  <xsd:attribute name="h" type="xsd:unsignedInt" use="optional" default="0"/>
  <xsd:attribute name="w" type="xsd:unsignedInt" use="optional" default="0"/>
</xsd:complexType>
```



See section [5.18](#) for the full W3C XML Schema ([XMLSCHEMA1/2] section 2.1).

## 2.19.4 Simple Types

None.

## 2.20 <http://schemas.microsoft.com/office/excel/2010/spreadsheetDrawing>

### 2.20.1 Elements

#### 2.20.1.1 **contentPart**

*Target namespace:* <http://schemas.microsoft.com/office/excel/2010/spreadsheetDrawing>

A [CT\\_ContentPart](#) element that specifies a reference to XML content in a format not specified by [\[ISO/IEC29500-1:2016\]](#).

This element serves the same purpose as the **contentPart** element in SpreadsheetML Drawing ([ISO/IEC29500-1:2016] section 20.5.2.12), but appears as an element in **CT\_GroupShape** ([ISO/IEC29500-1:2016] section A.4.5).

The following W3C XML Schema ([\[XMLSCHEMA1/2\]](#) section 2.1) fragment specifies the contents of this element.

```
<xsd:element name="contentPart" type="CT_ContentPart"/>
```

See section [5.9](#) for the full W3C XML Schema ([XMLSCHEMA1/2] section 2.1).

### 2.20.2 Attributes

None.

### 2.20.3 Complex Types

#### 2.20.3.1 **CT\_ApplicationNonVisualDrawingProps**

*Target namespace:* <http://schemas.microsoft.com/office/excel/2010/spreadsheetDrawing>

*Referenced by:* [CT\\_ContentPart](#)

A complex type that specifies SpreadsheetML Drawing-specific non-visual properties of a content part.

*Attributes:*

**macro:** A string ([\[XMLSCHEMA2/2\]](#) section 3.2.1) that specifies the name of the custom function associated with the content part.

The format of this string is application-defined and SHOULD be ignored if not understood. [<127>](#)

**fPublished:** A Boolean attribute ([\[XMLSCHEMA2/2\]](#) section 3.2.2) that specifies whether the content part is published with the worksheet when sent to the server.

The following W3C XML Schema ([\[XMLSCHEMA1/2\]](#) section 2.1) fragment specifies the contents of this complex type.

```
<xsd:complexType name="CT_ApplicationNonVisualDrawingProps">
  <xsd:attribute name="macro" type="xsd:string" use="optional"/>
</xsd:complexType>
```

```
<xsd:attribute name="fPublished" type="xsd:boolean" use="optional" default="false"/>
</xsd:complexType>
```

See section [5.9](#) for the full W3C XML Schema ([XMLSCHEMA1/2] section 2.1).

### 2.20.3.2 CT\_ContentPart

*Target namespace:* <http://schemas.microsoft.com/office/excel/2010/spreadsheetDrawing>

*Referenced by:* [contentPart](#)

A complex type that specifies a reference to XML content in a format not specified in [\[ISO/IEC29500-1:2016\]](#).

This element serves the same purpose as the **contentPart** element in SpreadsheetML Drawing ([ISO/IEC29500-1:2016] section 20.5.2.12), but appears under **CT\_GroupShape** ([ISO/IEC29500-1:2016] section A.4.5) to enable content parts nested in a **group shape**.

*Child Elements:*

**nvContentPartPr:** A [CT\\_ContentPartNonVisual](#) element that specifies non-visual properties of the content part.

**nvPr:** A [CT\\_ApplicationNonVisualDrawingProps](#) element that specifies non-visual SpreadsheetML Drawing-specific properties.

**xfrm:** A **CT\_Transform2D** element ([ISO/IEC29500-1:2016] section A.4.1) that specifies the 2-D transform for the content part.

**extLst:** A **CT\_OfficeArtExtensionList** element ([ISO/IEC29500-1:2016] section A.4.1) that specifies the extension list in which all future extensions of element type **ext** are defined. The extension list, along with corresponding future extensions, is used to extend the storage capabilities of the DrawingML framework. This enables various new types of data to be stored natively in the framework.

*Attributes:*

**r:id:** An **ST\_RelationshipId** attribute ([ISO/IEC29500-1:2016] section 22.8.2.1) that specifies the relationship identifier to a content part.

**bwMode:** An **ST\_BlackWhiteMode** attribute ([ISO/IEC29500-1:2016] section 20.1.10.10) that specifies how to interpret color information contained within a content part to achieve a color, black and white, or grayscale rendering of the content part. This attribute specifies only the rendering mode applied to the content part; it does not affect how the actual color information is persisted.

The following W3C XML Schema ([\[XMLSCHEMA1/2\]](#) section 2.1) fragment specifies the contents of this complex type.

```
<xsd:complexType name="CT_ContentPart">
  <xsd:sequence>
    <xsd:element name="nvContentPartPr" type="CT_ContentPartNonVisual" minOccurs="0"
maxOccurs="1"/>
    <xsd:element name="nvPr" type="CT_ApplicationNonVisualDrawingProps" minOccurs="0"
maxOccurs="1"/>
    <xsd:element name="xfrm" type="a:CT_Transform2D" minOccurs="0" maxOccurs="1"/>
    <xsd:element name="extLst" type="a:CT_OfficeArtExtensionList" minOccurs="0"
maxOccurs="1"/>
  </xsd:sequence>
  <xsd:attribute ref="r:id" use="required"/>
  <xsd:attribute name="bwMode" type="a:ST_BlackWhiteMode" use="optional" default="auto"/>
</xsd:complexType>
```

```
</xsd:complexType>
```

See section [5.9](#) for the full W3C XML Schema ([XMLSCHEMA1/2] section 2.1).

### 2.20.3.3 CT\_ContentPartNonVisual

*Target namespace:* <http://schemas.microsoft.com/office/excel/2010/spreadsheetDrawing>

*Referenced by:* [CT\\_ContentPart](#)

A complex type that specifies non-visual properties of a **contentPart** element ([\[ISO/IEC29500-1:2016\]](#) section 20.5.2.12).

*Child Elements:*

**cNvPr:** A **CT\_NonVisualDrawingProps** element ([\[ISO/IEC29500-1:2016\]](#) section A.4.1) that specifies the non-visual drawing properties of the content part. This enables additional information that does not affect the appearance of the content part to be stored.

**cNvContentPartPr:** A [CT\\_NonVisualInkContentPartProperties](#) element that specifies non-visual **ink** properties of the content part. This enables additional information that does not affect the appearance of ink in the content part to be stored.

The following W3C XML Schema ([\[XMLSCHEMA1/2\]](#) section 2.1) fragment specifies the contents of this complex type.

```
<xsd:complexType name="CT_ContentPartNonVisual">
  <xsd:sequence>
    <xsd:element name="cNvPr" type="a:CT_NonVisualDrawingProps" minOccurs="1" maxOccurs="1"/>
    <xsd:element name="cNvContentPartPr" type="a14:CT_NonVisualInkContentPartProperties"
minOccurs="0" maxOccurs="1"/>
  </xsd:sequence>
</xsd:complexType>
```

See section [5.9](#) for the full W3C XML Schema ([XMLSCHEMA1/2] section 2.1).

## 2.20.4 Simple Types

None.

## 2.21 <http://schemas.microsoft.com/office/powerpoint/2014/inkAction>

### 2.21.1 Elements

#### 2.21.1.1 actions

*Target namespace:* <http://schemas.microsoft.com/office/powerpoint/2014/inkAction>

A [CT\\_Actions](#) element [<128>](#) that specifies the root element for ink actions.

The following W3C XML Schema ([\[XMLSCHEMA1/2\]](#) section 2.1) fragment specifies the contents of this element.

```
<xsd:element name="actions" type="CT_Actions"/>
```

See section [5.19](#) for the full W3C XML Schema ([XMLSCHEMA1/2] section 2.1).

## 2.21.2 Attributes

None.

## 2.21.3 Complex Types

### 2.21.3.1 CT\_Action

*Target namespace:* <http://schemas.microsoft.com/office/powerpoint/2014/inkAction>

*Referenced by:* [CT\\_ActionGroup](#), [CT\\_Actions](#)

A complex type [<129>](#) that represents an ink action.

*Child Elements:*

**property:** A [CT\\_ActionProperty](#) element [<130>](#) that specifies additional properties for the ink action. Additional properties include data type required by the ink action, or the render style for the ink action.

**actionData:** A [CT\\_ActionData](#) element [<131>](#) that specifies the data used by the ink action.

**actionDataGroup:** A [CT\\_ActionDataGroup](#) element [<132>](#) that specifies a group of data used by the ink action.

*Attributes:*

**xml:id:** A **xsd:string** ([XMLSCHEMA2/2] section 3.2.1) attribute [<133>](#) that specifies identifier for the ink action.

**type:** An [ST\\_ActionType](#) attribute [<134>](#) that specifies the type of the ink action. The ink action type can be "add", "remove" or "transform".

**startTime:** A **xsd:decimal** ([XMLSCHEMA2/2] section 3.2.3) attribute [<135>](#) that specifies the relative start time for the ink action. The unit is specified by the **timeUnit** attribute in [CT\\_Actions](#).

The following W3C XML Schema ([\[XMLSCHEMA1/2\] section 2.1](#)) fragment specifies the contents of this complex type.

```
<xsd:complexType name="CT_Action">
  <xsd:sequence>
    <xsd:element name="property" type="CT_ActionProperty" minOccurs="0"
maxOccurs="unbounded"/>
    <xsd:choice minOccurs="0" maxOccurs="unbounded">
      <xsd:element name="actionData" type="CT_ActionData"/>
      <xsd:element name="actionDataGroup" type="CT_ActionDataGroup"/>
    </xsd:choice>
  </xsd:sequence>
  <xsd:attribute ref="xml:id" use="optional" default=""/>
  <xsd:attribute name="type" type="ST_ActionType" use="required"/>
  <xsd:attribute name="startTime" type="xsd:decimal" use="required"/>
</xsd:complexType>
```

See section [5.19](#) for the full W3C XML Schema ([XMLSCHEMA1/2] section 2.1).

### 2.21.3.2 CT\_ActionData

*Target namespace:* <http://schemas.microsoft.com/office/powerpoint/2014/inkAction>

*Referenced by:* [CT\\_ActionDataGroup](#), [CT\\_Action](#)

A complex type<[136](#)> that represents ink action data.

*Child Elements:*

**transform:** A **CT\_Matrix** ([\[InkML\]](#) section 6.1.4) element<[137](#)> that specifies the transformation applied to the data.

**inkml:trace:** A **CT\_Trace** ([\[InkML\]](#) section 3.2.1) element<[138](#)> that specifies an ink stroke data trace captured by the digitizer.

**inkml:traceView:** A **CT\_TraceView** ([\[InkML\]](#) section 3.3.2) element<[139](#)> that specifies traces by reference.

*Attributes:*

**xml:id:** An **xsd:string** ([\[XMLSCHEMA2/2\]](#) section 3.2.1) attribute<[140](#)> that specifies the identifier for the ink action data.

**name:** An **ST\_DataName** attribute<[141](#)> that specifies the name of ink action data. Ink actions "add" and "remove" require ink action data with the name "stroke". Ink action "transform" requires ink action data names "target" and "path".

**ref:** An **anyURI** ([\[XMLSCHEMA2/2\]](#) section 3.2.17) attribute<[142](#)> that specifies ink action data by reference.

The following W3C XML Schema ([\[XMLSCHEMA1/2\]](#) section 2.1) fragment specifies the contents of this complex type.

```
<xsd:complexType name="CT_ActionData">
  <xsd:sequence>
    <xsd:element name="transform" type="inkml:CT_Matrix" minOccurs="0" maxOccurs="1"/>
    <xsd:choice minOccurs="0" maxOccurs="unbounded">
      <xsd:element ref="inkml:trace"/>
      <xsd:element ref="inkml:traceView"/>
    </xsd:choice>
  </xsd:sequence>
  <xsd:attribute ref="xml:id" use="optional" default=""/>
  <xsd:attribute name="name" type="ST_DataName" use="optional" default="stroke"/>
  <xsd:attribute name="ref" type="xsd:anyURI" use="optional" default=""/>
</xsd:complexType>
```

See section [5.19](#) for the full W3C XML Schema ([\[XMLSCHEMA1/2\]](#) section 2.1).

### 2.21.3.3 CT\_ActionDataGroup

*Target namespace:* <http://schemas.microsoft.com/office/powerpoint/2014/inkAction>

*Referenced by:* [CT\\_Action](#)

A complex type<[143](#)> that represents a group of action data.

*Child Elements:*

**actionData:** A [CT\\_ActionData](#) element<[144](#)> that specifies ink action data in the group.

*Attributes:*

**xml:id:** An **xsd:string** ([XMLSCHEMA2/2] section 3.2.1) attribute <145> that specifies the identifier for the ink action data group.

**name:** An **ST\_DataName** attribute <146> that specifies the name of the ink action data group.

The following W3C XML Schema ([XMLSCHEMA1/2] section 2.1) fragment specifies the contents of this complex type.

```
<xsd:complexType name="CT_ActionDataGroup">
  <xsd:sequence>
    <xsd:element name="actionData" type="CT_ActionData" minOccurs="1" maxOccurs="unbounded"/>
  </xsd:sequence>
  <xsd:attribute ref="xml:id" use="optional" default=""/>
  <xsd:attribute name="name" type="ST_DataName" use="optional" default="stroke"/>
</xsd:complexType>
```

See section [5.19](#) for the full W3C XML Schema ([XMLSCHEMA1/2] section 2.1).

### 2.21.3.4 CT\_ActionGroup

*Target namespace:* <http://schemas.microsoft.com/office/powerpoint/2014/inkAction>

*Referenced by:* [CT\\_Actions](#)

A complex type <147> that represents a group of actions.

*Child Elements:*

**action:** A **CT\_Action** element <148> that specifies an ink action.

*Attributes:*

**xml:id:** An **xsd:string** ([XMLSCHEMA2/2] section 3.2.1) attribute <149> that specifies an identifier for the ink action group.

**type:** An **ST\_ActionType** attribute that specifies the type of the ink action group.

**startTime:** A **xsd:decimal** ([XMLSCHEMA2/2] section 3.2.3) attribute <150> that specifies the start time of the ink action group.

The following W3C XML Schema ([XMLSCHEMA1/2] section 2.1) fragment specifies the contents of this complex type.

```
<xsd:complexType name="CT_ActionGroup">
  <xsd:sequence>
    <xsd:element name="action" type="CT_Action" minOccurs="1" maxOccurs="unbounded"/>
  </xsd:sequence>
  <xsd:attribute ref="xml:id" use="optional" default=""/>
  <xsd:attribute name="type" type="ST_ActionType" use="required"/>
  <xsd:attribute name="startTime" type="xsd:decimal" use="required"/>
</xsd:complexType>
```

See section [5.19](#) for the full W3C XML Schema ([XMLSCHEMA1/2] section 2.1).

### 2.21.3.5 CT\_ActionProperty

*Target namespace:* <http://schemas.microsoft.com/office/powerpoint/2014/inkAction>

Referenced by: [CT\\_Action](#)

A complex type<[151](#)> that represents an action property.

*Attributes:*

**name:** An [ST\\_PropertyName](#) attribute<[152](#)> that specifies the name of the action property.

**value:** An [ST\\_PropertyValue](#) attribute<[153](#)> that specifies the value of the action property.

The following W3C XML Schema ([\[XMLSCHEMA1/2\]](#) section 2.1) fragment specifies the contents of this complex type.

```
<xsd:complexType name="CT_ActionProperty">
  <xsd:attribute name="name" type="ST_PropertyName" use="required"/>
  <xsd:attribute name="value" type="ST_PropertyValue" use="optional" default="ink"/>
</xsd:complexType>
```

See section [5.19](#) for the full W3C XML Schema ([\[XMLSCHEMA1/2\]](#) section 2.1).

### 2.21.3.6 CT\_Actions

*Target namespace:* <http://schemas.microsoft.com/office/powerpoint/2014/inkAction>

Referenced by: [actions](#)

A complex type<[154](#)> that represents the root of ink actions.

*Child Elements:*

**inkml:definitions:** A **CT\_Definitions** ([\[InkML\]](#) section 6.2.1) element<[155](#)> that specifies definitions used by the ink actions.

**actionGroup:** A [CT\\_ActionGroup](#) element<[156](#)> that specifies a group of ink actions.

**action:** A [CT\\_Action](#) element<[157](#)> that specifies an ink action.

*Attributes:*

**xml:id:** An **xsd:string** ([\[XMLSCHEMA2/2\]](#) section 3.2.1) attribute<[158](#)> that specifies the identifier for ink actions.

**lengthUnit:** An **ST\_StandardLengthUnits** attribute<[159](#)> that specifies length unit used in ink actions. This attribute is defined based on the length attribute of **Units** in [\[InkML\]](#) section 6.4.

**timeUnit:** An **ST\_StandardTimeUnits** attribute<[160](#)> that specifies time unit used in ink actions. This attribute is defined based on the time attribute of **Units** in [\[InkML\]](#) section 6.4.

The following W3C XML Schema ([\[XMLSCHEMA1/2\]](#) section 2.1) fragment specifies the contents of this complex type.

```
<xsd:complexType name="CT_Actions">
  <xsd:sequence>
    <xsd:element ref="inkml:definitions" minOccurs="0" maxOccurs="1"/>
    <xsd:choice minOccurs="0" maxOccurs="unbounded">
      <xsd:element name="actionGroup" type="CT_ActionGroup"/>
      <xsd:element name="action" type="CT_Action"/>
    </xsd:choice>
  </xsd:sequence>
  <xsd:attribute ref="xml:id" use="optional" default=""/>
  <xsd:attribute name="lengthUnit" type="inkml:ST_StandardLengthUnits" use="required"/>
</xsd:complexType>
```

```
<xsd:attribute name="timeUnit" type="inkml:ST_StandardTimeUnits" use="required"/>
</xsd:complexType>
```

See section [5.19](#) for the full W3C XML Schema ([XMLSCHEMA1/2] section 2.1).

## 2.21.4 Simple Types

### 2.21.4.1 ST\_ActionType

*Target namespace:* <http://schemas.microsoft.com/office/powerpoint/2014/inkAction>

*Referenced by:* [CT\\_Action](#), [CT\\_ActionGroup](#)

This simple type [<161>](#) specifies a major action type.

The following W3C XML Schema ([\[XMLSCHEMA1/2\]](#) section 2.1) fragment specifies the contents of this simple type.

```
<xsd:simpleType name="ST_ActionType">
  <xsd:union memberTypes="ST_ActionTypeReserved ST_ActionTypeUser"/>
</xsd:simpleType>
```

See section [5.19](#) for the full W3C XML Schema ([XMLSCHEMA1/2] section 2.1).

### 2.21.4.2 ST\_ActionTypeReserved

*Target namespace:* <http://schemas.microsoft.com/office/powerpoint/2014/inkAction>

*Referenced by:* [ST\\_ActionType](#)

This simple type [<162>](#) specifies reserved major action types.

Value	Meaning
add	Add data. Ink strokes are added in ink actions with type "add" type. "add" ink action has one child element <b>actionData</b> or <b>actionDataGroup</b> with name "stroke" or "path".
remove	Remove data. Ink strokes are removed in ink actions with "remove" type. "remove" ink action has one child element <b>actionData</b> or <b>actionDataGroup</b> with name "stroke".
transform	Transform data. "transform" ink action has two child elements <b>actionData</b> or <b>actionDataGroup</b> with name "target" and "path".

The following W3C XML Schema ([\[XMLSCHEMA1/2\]](#) section 2.1) fragment specifies the contents of this simple type.

```
<xsd:simpleType name="ST_ActionTypeReserved">
  <xsd:restriction base="xsd:string">
    <xsd:enumeration value="add"/>
    <xsd:enumeration value="remove"/>
    <xsd:enumeration value="transform"/>
  </xsd:restriction>
</xsd:simpleType>
```



See section [5.19](#) for the full W3C XML Schema ([XMLSCHEMA1/2] section 2.1).

### 2.21.4.3 ST\_ActionTypeUser

*Target namespace:* <http://schemas.microsoft.com/office/powerpoint/2014/inkAction>

*Referenced by:* [ST\\_ActionType](#)

This simple type [<163>](#) specifies a user major action type.

The following W3C XML Schema ([\[XMLSCHEMA1/2\]](#) section 2.1) fragment specifies the contents of this simple type.

```
<xsd:simpleType name="ST_ActionTypeUser">
  <xsd:restriction base="xsd:string"/>
</xsd:simpleType>
```

See section [5.19](#) for the full W3C XML Schema ([XMLSCHEMA1/2] section 2.1).

### 2.21.4.4 ST\_DataName

*Target namespace:* <http://schemas.microsoft.com/office/powerpoint/2014/inkAction>

*Referenced by:* [CT\\_ActionData](#), [CT\\_ActionDataGroup](#)

This simple type [<164>](#) specifies a data name. Data names are named parameters for actions.

The following W3C XML Schema ([\[XMLSCHEMA1/2\]](#) section 2.1) fragment specifies the contents of this simple type.

```
<xsd:simpleType name="ST_DataName">
  <xsd:union memberTypes="ST_DataNameReserved ST_DataNameUser"/>
</xsd:simpleType>
```

See section [5.19](#) for the full W3C XML Schema ([XMLSCHEMA1/2] section 2.1).

### 2.21.4.5 ST\_DataNameReserved

*Target namespace:* <http://schemas.microsoft.com/office/powerpoint/2014/inkAction>

*Referenced by:* [ST\\_DataName](#)

This simple type [<165>](#) specifies reserved data names.

Value	Meaning
stroke	The data represents an ink stroke.
path	The data represents an eraser path.
target	The data represents a target.

The following W3C XML Schema ([\[XMLSCHEMA1/2\]](#) section 2.1) fragment specifies the contents of this simple type.

```

<xsd:simpleType name="ST_DataNameReserved">
  <xsd:restriction base="xsd:string">
    <xsd:enumeration value="stroke"/>
    <xsd:enumeration value="path"/>
    <xsd:enumeration value="target"/>
  </xsd:restriction>
</xsd:simpleType>

```

See section [5.19](#) for the full W3C XML Schema ([XMLSCHEMA1/2] section 2.1).

#### 2.21.4.6 ST\_DataNameUser

*Target namespace:* <http://schemas.microsoft.com/office/powerpoint/2014/inkAction>

*Referenced by:* [ST\\_DataName](#)

This simple type<166> specifies a user data name.

The following W3C XML Schema ([\[XMLSCHEMA1/2\]](#) section 2.1) fragment specifies the contents of this simple type.

```

<xsd:simpleType name="ST_DataNameUser">
  <xsd:restriction base="xsd:string"/>
</xsd:simpleType>

```

See section [5.19](#) for the full W3C XML Schema ([XMLSCHEMA1/2] section 2.1).

#### 2.21.4.7 ST\_PropertyName

*Target namespace:* <http://schemas.microsoft.com/office/powerpoint/2014/inkAction>

*Referenced by:* [CT\\_ActionProperty](#)

This simple type<167> specifies an action property name.

The following W3C XML Schema ([\[XMLSCHEMA1/2\]](#) section 2.1) fragment specifies the contents of this simple type.

```

<xsd:simpleType name="ST_PropertyName">
  <xsd:union memberTypes="ST_PropertyNameReserved ST_PropertyNameUser"/>
</xsd:simpleType>

```

See section [5.19](#) for the full W3C XML Schema ([XMLSCHEMA1/2] section 2.1).

#### 2.21.4.8 ST\_PropertyNameReserved

*Target namespace:* <http://schemas.microsoft.com/office/powerpoint/2014/inkAction>

*Referenced by:* [ST\\_PropertyName](#)

This simple type<168> specifies reserved action property names.

Value	Meaning
dataType	Indicates data type. Value can be "ink", "pointEraser", or "strokeEraser".

Value	Meaning
style	Indicates render style. Value can be "instant".

The following W3C XML Schema ([\[XMLSCHEMA1/2\]](#) section 2.1) fragment specifies the contents of this simple type.

```
<xsd:simpleType name="ST_PropertyNameReserved">
  <xsd:restriction base="xsd:string">
    <xsd:enumeration value="dataType"/>
    <xsd:enumeration value="style"/>
  </xsd:restriction>
</xsd:simpleType>
```

See section [5.19](#) for the full W3C XML Schema ([\[XMLSCHEMA1/2\]](#) section 2.1).

#### 2.21.4.9 ST\_PropertyNameUser

*Target namespace:* <http://schemas.microsoft.com/office/powerpoint/2014/inkAction>

*Referenced by:* [ST\\_PropertyName](#)

This simple type [<169>](#) specifies a user action property name.

The following W3C XML Schema ([\[XMLSCHEMA1/2\]](#) section 2.1) fragment specifies the contents of this simple type.

```
<xsd:simpleType name="ST_PropertyNameUser">
  <xsd:restriction base="xsd:string"/>
</xsd:simpleType>
```

See section [5.19](#) for the full W3C XML Schema ([\[XMLSCHEMA1/2\]](#) section 2.1).

#### 2.21.4.10 ST\_PropertyValue

*Target namespace:* <http://schemas.microsoft.com/office/powerpoint/2014/inkAction>

*Referenced by:* [CT\\_ActionProperty](#)

This simple type [<170>](#) specifies action property values.

The following W3C XML Schema ([\[XMLSCHEMA1/2\]](#) section 2.1) fragment specifies the contents of this simple type.

```
<xsd:simpleType name="ST_PropertyValue">
  <xsd:union memberTypes="ST_PropertyValueReserved ST_PropertyValueUser"/>
</xsd:simpleType>
```

See section [5.19](#) for the full W3C XML Schema ([\[XMLSCHEMA1/2\]](#) section 2.1).

#### 2.21.4.11 ST\_PropertyValueReserved

*Target namespace:* <http://schemas.microsoft.com/office/powerpoint/2014/inkAction>

Referenced by: [ST\\_PropertyValue](#)

This simple type<171> specifies reserved action property values.

Value	Meaning
ink	The action represents an ink stroke.
pointEraser	The action represents a point eraser.
strokeEraser	The action represents a stroke eraser.
instant	The action represents data that will be rendered instantly, ignoring any time in <a href="#">CT_ActionData</a> .

The following W3C XML Schema ([\[XMLSCHEMA1/2\]](#) section 2.1) fragment specifies the contents of this simple type.

```
<xsd:simpleType name="ST_PropertyValueReserved">
  <xsd:restriction base="xsd:string">
    <xsd:enumeration value="ink"/>
    <xsd:enumeration value="pointEraser"/>
    <xsd:enumeration value="strokeEraser"/>
    <xsd:enumeration value="instant"/>
  </xsd:restriction>
</xsd:simpleType>
```

See section [5.19](#) for the full W3C XML Schema ([\[XMLSCHEMA1/2\]](#) section 2.1).

#### 2.21.4.12 ST\_PropertyValueUser

Target namespace: <http://schemas.microsoft.com/office/powerpoint/2014/inkAction>

Referenced by: [ST\\_PropertyValue](#)

This simple type<172> specifies a user action property value.

The following W3C XML Schema ([\[XMLSCHEMA1/2\]](#) section 2.1) fragment specifies the contents of this simple type.

```
<xsd:simpleType name="ST_PropertyValueUser">
  <xsd:restriction base="xsd:string"/>
</xsd:simpleType>
```

See section [5.19](#) for the full W3C XML Schema ([\[XMLSCHEMA1/2\]](#) section 2.1).

## 2.22 <http://schemas.microsoft.com/office/drawing/2014/chart>

### 2.22.1 Elements

#### 2.22.1.1 bubble3D

Target namespace: <http://schemas.microsoft.com/office/drawing/2014/chart>

Referenced by: [CT\\_CategoryFilterException](#)

A **CT\_Boolean** ([ISO/IEC29500-1:2016] section A.5.1) element<173> that specifies whether this data point has a 3D bubble.

The following W3C XML Schema ([XMLSCHEMA1/2] section 2.1) fragment specifies the contents of this element.

```
<xsd:element name="bubble3D" type="c:CT_Boolean"/>
```

See section [5.20](#) for the full W3C XML Schema ([XMLSCHEMA1/2] section 2.1).

### 2.22.1.2 categoryFilterExceptions

*Target namespace:* <http://schemas.microsoft.com/office/drawing/2014/chart>

A **CT\_CategoryFilterExceptions** element<174> that specifies exception data points for a filtered category in a series.

The following W3C XML Schema ([XMLSCHEMA1/2] section 2.1) fragment specifies the contents of this element.

```
<xsd:element name="categoryFilterExceptions" type="CT_CategoryFilterExceptions"/>
```

See section [5.20](#) for the full W3C XML Schema ([XMLSCHEMA1/2] section 2.1).

### 2.22.1.3 datapointuniqueidmap

*Target namespace:* <http://schemas.microsoft.com/office/drawing/2014/chart>

A **CT\_ChartDataPointUniqueIDMap** element<175> that specifies a mapping from each data point index to the unique ID of that data point entry, for a single series.

The following W3C XML Schema ([XMLSCHEMA1/2] section 2.1) fragment specifies the contents of this element.

```
<xsd:element name="datapointuniqueidmap" type="CT_ChartDataPointUniqueIDMap"/>
```

See section [5.20](#) for the full W3C XML Schema ([XMLSCHEMA1/2] section 2.1).

### 2.22.1.4 dLbl

*Target namespace:* <http://schemas.microsoft.com/office/drawing/2014/chart>

*Referenced by:* [CT\\_CategoryFilterException](#)

A **CT\_DLbl** ([ISO/IEC29500-1:2016] section A.5.1) element<176> that specifies the properties of the **Datalabel** (section [2.2.1.3](#)) associated with this data point.

The following W3C XML Schema ([XMLSCHEMA1/2] section 2.1) fragment specifies the contents of this element.

```
<xsd:element name="dLbl" type="c:CT_DLbl"/>
```

See section [5.20](#) for the full W3C XML Schema ([XMLSCHEMA1/2] section 2.1).

### 2.22.1.5 explosion

*Target namespace:* <http://schemas.microsoft.com/office/drawing/2014/chart>

*Referenced by:* [CT\\_CategoryFilterException](#)

A CT\_UnsignedInt ([ISO/IEC29500-1:2016] section A.5.1) element<177> that specifies the amount this data point shall be moved from the center of the pie in a pie chart series.

The following W3C XML Schema ([XMLSCHEMA1/2] section 2.1) fragment specifies the contents of this element.

```
<xsd:element name="explosion" type="c:CT_UnsignedInt"/>
```

See section [5.20](#) for the full W3C XML Schema ([XMLSCHEMA1/2] section 2.1).

### 2.22.1.6 invertIfNegative

*Target namespace:* <http://schemas.microsoft.com/office/drawing/2014/chart>

*Referenced by:* [CT\\_CategoryFilterException](#)

A CT\_Boolean ([ISO/IEC29500-1:2016] section A.5.1) element<178> that specifies whether the invert color is shown when this data point has a negative value.

The following W3C XML Schema ([XMLSCHEMA1/2] section 2.1) fragment specifies the contents of this element.

```
<xsd:element name="invertIfNegative" type="c:CT_Boolean"/>
```

See section [5.20](#) for the full W3C XML Schema ([XMLSCHEMA1/2] section 2.1).

### 2.22.1.7 marker

*Target namespace:* <http://schemas.microsoft.com/office/drawing/2014/chart>

*Referenced by:* [CT\\_CategoryFilterException](#)

A CT\_Marker ([ISO/IEC29500-1:2016] section A.5.1) element<179> that specifies the properties of the line marker associated with this data point.

The following W3C XML Schema ([XMLSCHEMA1/2] section 2.1) fragment specifies the contents of this element.

```
<xsd:element name="marker" type="c:CT_Marker"/>
```

See section [5.20](#) for the full W3C XML Schema ([XMLSCHEMA1/2] section 2.1).

### 2.22.1.8 pivotOptions16

*Target namespace:* <http://schemas.microsoft.com/office/drawing/2014/chart>

A CT\_PivotOptions16 element<180> that specifies the pivot controls that appear on the chart ([ISO/IEC29500-1:2016] section 21.2).

The following W3C XML Schema ([\[XMLSCHEMA1/2\]](#) section 2.1) fragment specifies the contents of this element.

```
<xsd:element name="pivotOptions16" type="CT_PivotOptions16"/>
```

See section [5.20](#) for the full W3C XML Schema ([\[XMLSCHEMA1/2\]](#) section 2.1).

### 2.22.1.9 spPr

*Target namespace:* <http://schemas.microsoft.com/office/drawing/2014/chart>

*Referenced by:* [CT\\_CategoryFilterException](#)

A CT\_ShapeProperties ([\[ISO/IEC29500-1:2016\]](#) section A.4.1) element [<181>](#) that specifies the formatting (like fill or line properties) to be shown on this data point.

The following W3C XML Schema ([\[XMLSCHEMA1/2\]](#) section 2.1) fragment specifies the contents of this element.

```
<xsd:element name="spPr" type="a:CT_ShapeProperties"/>
```

See section [5.20](#) for the full W3C XML Schema ([\[XMLSCHEMA1/2\]](#) section 2.1).

### 2.22.2 Attributes

None.

### 2.22.3 Complex Types

#### 2.22.3.1 CT\_BooleanFalse

*Target namespace:* <http://schemas.microsoft.com/office/drawing/2014/chart>

*Referenced by:* [CT\\_PivotOptions16](#)

A complex type [<182>](#) that specifies a Boolean value that defaults to FALSE.

*Attributes:*

**val:** A Boolean ([\[XMLSCHEMA2/2\]](#) section 3.2.2) attribute [<183>](#) that specifies the value of the property.

This MUST be set to one of the following: zero, 1, TRUE, or FALSE.

The following W3C XML Schema ([\[XMLSCHEMA1/2\]](#) section 2.1) fragment specifies the contents of this complex type.

```
<xsd:complexType name="CT_BooleanFalse">
  <xsd:attribute name="val" type="xsd:boolean" use="optional" default="false"/>
</xsd:complexType>
```

See section [5.20](#) for the full W3C XML Schema ([\[XMLSCHEMA1/2\]](#) section 2.1).

### 2.22.3.2 CT\_CategoryFilterException

Target namespace: <http://schemas.microsoft.com/office/drawing/2014/chart>

Referenced by: [CT\\_CategoryFilterExceptions](#)

A complex type [<184>](#) that specifies an exception data point for a filtered category in a series.

Child Elements:

**uniqueId:** A [CT\\_ChartUniqueID](#) element [<185>](#) that specifies the unique ID of a data point in the parent series. The exceptional properties stored in this complex type belong to that data point. The data point is filtered out from the chart series.

**spPr:** A [CT\\_ShapeProperties](#) ([\[ISO/IEC29500-1:2016\]](#) section A.4.1) element [<186>](#) that specifies the formatting (like fill or line properties) to be shown on this data point.

**explosion:** A [CT\\_UnsignedInt](#) ([\[ISO/IEC29500-1:2016\]](#) section A.5.1) element [<187>](#) that specifies the amount this data point shall be moved from the center of the pie in a pie chart series.

**invertIfNegative:** A [CT\\_Boolean](#) ([\[ISO/IEC29500-1:2016\]](#) section A.5.1) element [<188>](#) that specifies whether the invert color is shown when this data point has a negative value.

**bubble3D:** A [CT\\_Boolean](#) ([\[ISO/IEC29500-1:2016\]](#) section A.5.1) element [<189>](#) that specifies whether this data point has a 3D bubble.

**marker:** A [CT\\_Marker](#) ([\[ISO/IEC29500-1:2016\]](#) section A.5.1) element [<190>](#) that specifies the properties of the line marker associated with this data point

**dLbl:** A [CT\\_DLbl](#) ([\[ISO/IEC29500-1:2016\]](#) section A.5.1) element [<191>](#) that specifies the properties of the **Datalabel** (section [2.2.1.3](#)) associated with this data point.

The following W3C XML Schema ([\[XMLSCHEMA1/2\]](#) section 2.1) fragment specifies the contents of this complex type.

```
<xsd:complexType name="CT_CategoryFilterException">
  <xsd:sequence>
    <xsd:element name="uniqueId" type="CT_ChartUniqueID" minOccurs="1" maxOccurs="1"/>
    <xsd:element ref="spPr" minOccurs="0" maxOccurs="1"/>
    <xsd:element ref="explosion" minOccurs="0" maxOccurs="1"/>
    <xsd:element ref="invertIfNegative" minOccurs="0" maxOccurs="1"/>
    <xsd:element ref="bubble3D" minOccurs="0" maxOccurs="1"/>
    <xsd:element ref="marker" minOccurs="0" maxOccurs="1"/>
    <xsd:element ref="dLbl" minOccurs="0" maxOccurs="1"/>
  </xsd:sequence>
</xsd:complexType>
```

See section [5.20](#) for the full W3C XML Schema ([\[XMLSCHEMA1/2\]](#) section 2.1).

### 2.22.3.3 CT\_CategoryFilterExceptions

Target namespace: <http://schemas.microsoft.com/office/drawing/2014/chart>

Referenced by: [categoryFilterExceptions](#)

A complex type [<192>](#) that specifies exception data points for a filtered category in a series.

Child Elements:

**categoryFilterException:** A [CT\\_CategoryFilterException](#) element [<193>](#) that specifies one exception data point for a filtered category in a series.



The following W3C XML Schema ([\[XMLSCHEMA1/2\]](#) section 2.1) fragment specifies the contents of this complex type.

```
<xsd:complexType name="CT_CategoryFilterExceptions">
  <xsd:sequence>
    <xsd:element name="categoryFilterException" type="CT_CategoryFilterException"
minOccurs="1" maxOccurs="unbounded"/>
  </xsd:sequence>
</xsd:complexType>
```

See section [5.20](#) for the full W3C XML Schema ([\[XMLSCHEMA1/2\]](#) section 2.1).

#### 2.22.3.4 CT\_ChartDataPointUniqueIDMap

*Target namespace:* <http://schemas.microsoft.com/office/drawing/2014/chart>

*Referenced by:* [datapointuniqueidmap](#)

A complex type [<194>](#) that specifies a mapping from each data point index to the unique ID of that data point entry, for a single series. This mapping is stored as an extension to the chart series.

*Child Elements:*

**ptentry:** A [CT\\_ChartDataPointUniqueIDMapEntry](#) element [<195>](#) that specifies a mapping entry.

The following W3C XML Schema ([\[XMLSCHEMA1/2\]](#) section 2.1) fragment specifies the contents of this complex type.

```
<xsd:complexType name="CT_ChartDataPointUniqueIDMap">
  <xsd:sequence>
    <xsd:element name="ptentry" type="CT_ChartDataPointUniqueIDMapEntry" minOccurs="0"
maxOccurs="unbounded"/>
  </xsd:sequence>
</xsd:complexType>
```

See section [5.20](#) for the full W3C XML Schema ([\[XMLSCHEMA1/2\]](#) section 2.1).

#### 2.22.3.5 CT\_ChartDataPointUniqueIDMapEntry

*Target namespace:* <http://schemas.microsoft.com/office/drawing/2014/chart>

*Referenced by:* [CT\\_ChartDataPointUniqueIDMap](#)

A complex type [<196>](#) that specifies a single entry representing the datapoint index and its unique ID in a series. This is used to store unique IDs of filtered-out datapoints that have special properties, such as formatting, datalabels, markers, or pie explosion.

*Child Elements:*

**ptidx:** An **unsignedInt** ([\[XMLSCHEMA2/2\]](#) section 3.3.22) element [<197>](#) that specifies this data point index.

**uniqueID:** A [CT\\_ChartUniqueID](#) element [<198>](#) that specifies the unique ID of a data point.

The following W3C XML Schema ([\[XMLSCHEMA1/2\]](#) section 2.1) fragment specifies the contents of this complex type.

```
<xsd:complexType name="CT_ChartDataPointUniqueIDMapEntry">
```

```

<xsd:sequence>
  <xsd:element name="ptidx" type="xsd:unsignedInt" minOccurs="1" maxOccurs="1"/>
  <xsd:element name="uniqueID" type="CT_ChartUniqueID" minOccurs="1" maxOccurs="1"/>
</xsd:sequence>
</xsd:complexType>

```

See section [5.20](#) for the full W3C XML Schema ([XMLSCHEMA1/2] section 2.1).

### 2.22.3.6 CT\_ChartUniqueID

*Target namespace:* <http://schemas.microsoft.com/office/drawing/2014/chart>

*Referenced by:* [CT\\_ChartDataPointUniqueIDMapEntry](#), [CT\\_CategoryFilterException](#)

A complex type [<199>](#) that specifies a unique identifier for a data point.

*Attributes:*

**val:** A string ([\[XMLSCHEMA2/2\]](#) section 3.2.1) attribute [<200>](#) that specifies the GUID of the data point.

The following W3C XML Schema ([\[XMLSCHEMA1/2\]](#) section 2.1) fragment specifies the contents of this complex type.

```

<xsd:complexType name="CT_ChartUniqueID">
  <xsd:attribute name="val" type="xsd:string" use="required"/>
</xsd:complexType>

```

See section [5.20](#) for the full W3C XML Schema ([XMLSCHEMA1/2] section 2.1).

### 2.22.3.7 CT\_LiteralDataChart

*Target namespace:* <http://schemas.microsoft.com/office/drawing/2014/chart>

A complex type [<201>](#) that specifies whether this chart was saved by an application that does not support formula references. [<202>](#) The chart data is stored as a set of literal values (numbers and strings) with the chart series.

*Attributes:*

**val:** A Boolean ([\[XMLSCHEMA2/2\]](#) section 3.2.2) attribute [<203>](#) that specifies whether this chart was saved by an application that does not support formula references.

The following W3C XML Schema ([\[XMLSCHEMA1/2\]](#) section 2.1) fragment specifies the contents of this complex type.

```

<xsd:complexType name="CT_LiteralDataChart">
  <xsd:attribute name="val" type="xsd:boolean" use="required"/>
</xsd:complexType>

```

See section [5.20](#) for the full W3C XML Schema ([XMLSCHEMA1/2] section 2.1).

### 2.22.3.8 CT\_MultiLvlStrFilteredLiteralCache

*Target namespace:* <http://schemas.microsoft.com/office/drawing/2014/chart>

A complex type<204> that specifies a cached hierarchical data string for category labels of filtered data points in the chart. This type is stored for charts with literal data (the data contains no references) that have categories filtered out.

*Child Elements:*

**multiLvlStrCache:** A CT\_MultiLvlStrData ([ISO/IEC29500-1:2016] section A.5.1) element<205> that specifies a cached hierarchical data string for category labels of filtered data points in the chart.

The following W3C XML Schema ([XMLSCHEMA1/2] section 2.1) fragment specifies the contents of this complex type.

```
<xsd:complexType name="CT_MultiLvlStrFilteredLiteralCache">
  <xsd:sequence>
    <xsd:element name="multiLvlStrCache" type="c:CT_MultiLvlStrData" minOccurs="1"
maxOccurs="1"/>
  </xsd:sequence>
</xsd:complexType>
```

See section 5.20 for the full W3C XML Schema ([XMLSCHEMA1/2] section 2.1).

### 2.22.3.9 CT\_NumFilteredLiteralCache

*Target namespace:* http://schemas.microsoft.com/office/drawing/2014/chart

A complex type<206> that specifies a cached value for charts with literal data (the data contains no references) that have categories filtered out.

*Child Elements:*

**numCache:** A CT\_NumData ([ISO/IEC29500-1:2016] section A.5.1) element<207> that specifies a cached data value for a filtered data point in the chart.

The following W3C XML Schema ([XMLSCHEMA1/2] section 2.1) fragment specifies the contents of this complex type.

```
<xsd:complexType name="CT_NumFilteredLiteralCache">
  <xsd:sequence>
    <xsd:element name="numCache" type="c:CT_NumData" minOccurs="1" maxOccurs="1"/>
  </xsd:sequence>
</xsd:complexType>
```

See section 5.20 for the full W3C XML Schema ([XMLSCHEMA1/2] section 2.1).

### 2.22.3.10 CT\_PivotOptions16

*Target namespace:* http://schemas.microsoft.com/office/drawing/2014/chart

*Referenced by:* [pivotOptions16](#)

A complex type<208> that specifies additional pivot controls that can appear on the chart ([ISO/IEC29500-1:2016] section 21.2).

*Child Elements:*

**showExpandCollapseFieldButtons:** A CT\_BooleanFalse element<209> that specifies whether two controls are visible on a **PivotChart**, an Expand Entire Field button and a Collapse Entire Field button,

when **pivotOptions:dropZonesVisible** is set to TRUE. MUST NOT exist if the parent **CT\_ChartSpace** element does not have a child **CT\_PivotSource** element.

The following W3C XML Schema ([\[XMLSCHEMA1/2\]](#) section 2.1) fragment specifies the contents of this complex type.

```
<xsd:complexType name="CT_PivotOptions16">
  <xsd:sequence>
    <xsd:element name="showExpandCollapseFieldButtons" type="CT_BooleanFalse" minOccurs="0"
      maxOccurs="1"/>
  </xsd:sequence>
</xsd:complexType>
```

See section [5.20](#) for the full W3C XML Schema ([\[XMLSCHEMA1/2\]](#) section 2.1).

### 2.22.3.11 CT\_StrFilteredLiteralCache

*Target namespace:* <http://schemas.microsoft.com/office/drawing/2014/chart>

A complex type [<210>](#) that specifies a cached data string for charts with literal data (the data contains no references) that have categories filtered out.

*Child Elements:*

**strCache:** A CT\_StrData ([\[ISO/IEC29500-1:2016\]](#) section A.5.1) element [<211>](#) that specifies a cached data string for a filtered data point in the chart.

The following W3C XML Schema ([\[XMLSCHEMA1/2\]](#) section 2.1) fragment specifies the contents of this complex type.

```
<xsd:complexType name="CT_StrFilteredLiteralCache">
  <xsd:sequence>
    <xsd:element name="strCache" type="c:CT_StrData" minOccurs="1" maxOccurs="1"/>
  </xsd:sequence>
</xsd:complexType>
```

See section [5.20](#) for the full W3C XML Schema ([\[XMLSCHEMA1/2\]](#) section 2.1).

### 2.22.4 Simple Types

None.

## 2.23 <http://schemas.microsoft.com/office/drawing/2014/chart/ac>

### 2.23.1 Elements

#### 2.23.1.1 multiLvIstrLit

*Target namespace:* <http://schemas.microsoft.com/office/drawing/2014/chart/ac>

A CT\_MultiLvIstrData ([\[ISO/IEC29500-1:2016\]](#) section A.5.1) element [<212>](#) that specifies a cached data string for filtered data points in the chart.

The following W3C XML Schema ([\[XMLSCHEMA1/2\]](#) section 2.1) fragment specifies the contents of this element.

```
<xsd:element name="multiLvlStrLit" type="c:CT_MultiLvlStrData"/>
```

See section [5.21](#) for the full W3C XML Schema ([XMLSCHEMA1/2] section 2.1).

### 2.23.2 Attributes

None.

### 2.23.3 Complex Types

None.

### 2.23.4 Simple Types

None.

## 2.24 <http://schemas.microsoft.com/office/drawing/2014/chartex>

### 2.24.1 Elements

#### 2.24.1.1 **chart**

*Target namespace:* <http://schemas.microsoft.com/office/drawing/2014/chartex>

A [CT\\_RelId](#) element that specifies the relationship identifier for the relationship for this ChartEx part. The type of the relationship is ChartEx (section [2.1.5](#)).

The following W3C XML Schema ([\[XMLSCHEMA1/2\]](#) section 2.1) fragment specifies the contents of this element.

```
<xsd:element name="chart" type="CT_RelId"/>
```

See section [5.22](#) for the full W3C XML Schema ([XMLSCHEMA1/2] section 2.1).

#### 2.24.1.2 **chartSpace**

*Target namespace:* <http://schemas.microsoft.com/office/drawing/2014/chartex>

A [CT\\_ChartSpace](#) element that specifies the chart container object.

The following W3C XML Schema ([\[XMLSCHEMA1/2\]](#) section 2.1) fragment specifies the contents of this element.

```
<xsd:element name="chartSpace" type="CT_ChartSpace"/>
```

See section [5.22](#) for the full W3C XML Schema ([XMLSCHEMA1/2] section 2.1).

### 2.24.2 Attributes

None.

## 2.24.3 Complex Types

### 2.24.3.1 CT\_Address

*Target namespace:* <http://schemas.microsoft.com/office/drawing/2014/chartex>

*Referenced by:* [CT\\_GeoLocation](#)

A complex type<213> that specifies geographical properties of the geographical entity of the geocoding result.

*Attributes:*

**address1:** A string ([XMLSCHEMA2/2] section 3.2.1) attribute<214> that specifies the name of the geographical entity of the geocoding result, in the language indicated by the cultureLanguage attribute of the [CT\\_Geography](#) complex type.

**countryRegion:** A string ([XMLSCHEMA2/2] section 3.2.1) attribute<215> that specifies the country or region of the geocoding result, in the language indicated by the cultureLanguage attribute of the [CT\\_Geography](#) complex type.

**adminDistrict1:** A string ([XMLSCHEMA2/2] section 3.2.1) attribute<216> that specifies the first order administrative subdivision of a country or region of the geographical entity of the geocoding result, such as a state or province. Specified in the language indicated by the cultureLanguage attribute of the [CT\\_Geography](#) complex type.

**adminDistrict2:** A string ([XMLSCHEMA2/2] section 3.2.1) attribute<217> that specifies the second order administrative subdivision of a country or region of the geographical entity of the geocoding result, such as a county. Specified in the language indicated by the cultureLanguage attribute of the [CT\\_Geography](#) complex type.

**postalCode:** A string ([XMLSCHEMA2/2] section 3.2.1) attribute<218> that specifies the post code, postal code, or ZIP Code of the geocoding result.

**locality:** A string ([XMLSCHEMA2/2] section 3.2.1) attribute<219> that specifies a geocoding result that is a populated place, such as a city, suburb, or neighborhood. Specified in the language indicated by the cultureLanguage attribute of the [CT\\_Geography](#) complex type.

**isoCountryCode:** A string ([XMLSCHEMA2/2] section 3.2.1) attribute<220> that specifies the ISO-3166-1 alpha 2 country code of the country or region of the geocoding result.

The following W3C XML Schema ([\[XMLSCHEMA1/2\] section 2.1](#)) fragment specifies the contents of this complex type.

```
<xsd:complexType name="CT_Address">
  <xsd:attribute name="address1" type="xsd:string" use="optional"/>
  <xsd:attribute name="countryRegion" type="xsd:string" use="optional"/>
  <xsd:attribute name="adminDistrict1" type="xsd:string" use="optional"/>
  <xsd:attribute name="adminDistrict2" type="xsd:string" use="optional"/>
  <xsd:attribute name="postalCode" type="xsd:string" use="optional"/>
  <xsd:attribute name="locality" type="xsd:string" use="optional"/>
  <xsd:attribute name="isoCountryCode" type="xsd:string" use="optional"/>
</xsd:complexType>
```

See section [5.22](#) for the full W3C XML Schema ([XMLSCHEMA1/2] section 2.1).

### 2.24.3.2 CT\_Aggregation

*Target namespace:* <http://schemas.microsoft.com/office/drawing/2014/chartex>

Referenced by: [CT\\_SeriesLayoutProperties](#)

A complex type <221> that specifies data aggregation properties.

The following W3C XML Schema ([\[XMLSCHEMA1/2\]](#) section 2.1) fragment specifies the contents of this complex type.

```
<xsd:complexType name="CT_Aggregation"/>
```

See section [5.22](#) for the full W3C XML Schema ([\[XMLSCHEMA1/2\]](#) section 2.1).

### 2.24.3.3 CT\_Axis

Target namespace: <http://schemas.microsoft.com/office/drawing/2014/chartex>

Referenced by: [CT\\_PlotArea](#)

A complex type <222> that specifies an axis.

Child Elements:

**catScaling:** A [CT\\_CategoryAxisScaling](#) element <223> that specifies the category axis scaling properties.

**valScaling:** A [CT\\_ValueAxisScaling](#) element <224> that specifies the value axis scaling properties.

**title:** A [CT\\_AxisTitle](#) element <225> that specifies the axis title.

**units:** A [CT\\_AxisUnits](#) element that specifies the axis display units.

**majorGridlines:** A [CT\\_Gridlines](#) element <226> that specifies the major gridlines.

**minorGridlines:** A [CT\\_Gridlines](#) element <227> that specifies the minor gridlines.

**majorTickMarks:** A [CT\\_TickMarks](#) element <228> that specifies the major tick marks.

**minorTickMarks:** A [CT\\_TickMarks](#) element <229> that specifies the minor tick marks.

**tickLabels:** A [CT\\_TickLabels](#) element <230> that specifies the tick labels.

**numFmt:** A [CT\\_NumberFormat](#) element <231> that specifies the number format information.

**spPr:** A [CT\\_ShapeProperties](#) ([\[ISO/IEC29500-4:2016\]](#) section A.4.1) element <232> that specifies the OfficeArt shape properties for the axis.

**txPr:** A [CT\\_TextBody](#) ([\[ISO/IEC29500-1:2016\]](#) section A.4.1) element <233> that specifies the OfficeArt text properties for the axis as a single paragraph with no text runs. Any further paragraphs, and any text runs in the first paragraph, are ignored.

**extLst:** A [CT\\_ExtensionList](#) element <234> that specifies an extensibility container.

Attributes:

**id:** An [ST\\_AxisId](#) attribute <235> that specifies the axis identifier.

**hidden:** A **boolean** ([\[XMLSCHEMA2/2\]](#) section 3.2.2) attribute <236> that specifies whether this axis is hidden (true) or not (false).

The following W3C XML Schema ([\[XMLSCHEMA1/2\]](#) section 2.1) fragment specifies the contents of this complex type.

```

<xsd:complexType name="CT Axis">
  <xsd:sequence>
    <xsd:choice minOccurs="1" maxOccurs="1">
      <xsd:element name="catScaling" type="CT_CategoryAxisScaling"/>
      <xsd:element name="valScaling" type="CT_ValueAxisScaling"/>
    </xsd:choice>
    <xsd:element name="title" type="CT_AxisTitle" minOccurs="0" maxOccurs="1"/>
    <xsd:element name="units" type="CT_AxisUnits" minOccurs="0" maxOccurs="1"/>
    <xsd:element name="majorGridlines" type="CT_Gridlines" minOccurs="0" maxOccurs="1"/>
    <xsd:element name="minorGridlines" type="CT_Gridlines" minOccurs="0" maxOccurs="1"/>
    <xsd:element name="majorTickMarks" type="CT_TickMarks" minOccurs="0" maxOccurs="1"/>
    <xsd:element name="minorTickMarks" type="CT_TickMarks" minOccurs="0" maxOccurs="1"/>
    <xsd:element name="tickLabels" type="CT_TickLabels" minOccurs="0" maxOccurs="1"/>
    <xsd:element name="numFmt" type="CT_NumberFormat" minOccurs="0" maxOccurs="1"/>
    <xsd:element name="spPr" type="a:CT_ShapeProperties" minOccurs="0" maxOccurs="1"/>
    <xsd:element name="txPr" type="a:CT_TextBody" minOccurs="0" maxOccurs="1"/>
    <xsd:element name="extLst" type="CT_ExtensionList" minOccurs="0" maxOccurs="1"/>
  </xsd:sequence>
  <xsd:attribute name="id" type="ST AxisId" use="required"/>
  <xsd:attribute name="hidden" type="xsd:boolean" use="optional" default="0"/>
</xsd:complexType>

```

See section [5.22](#) for the full W3C XML Schema ([XMLSCHEMA1/2] section 2.1).

#### 2.24.3.4 CT\_AxisTitle

*Target namespace:* <http://schemas.microsoft.com/office/drawing/2014/chartex>

*Referenced by:* [CT Axis](#)

A complex type<237> that specifies an axis title.

*Child Elements:*

**tx:** A [CT Text](#) element<238> that specifies the custom text.

**spPr:** A [CT\\_ShapeProperties](#) ([ISO/IEC29500-4:2016] section A.4.1) element<239> that specifies the OfficeArt shape properties for the axis title.

**txPr:** A [CT\\_TextBody](#) ([ISO/IEC29500-1:2016] section A.4.1) element<240> that specifies the OfficeArt text properties for the axis title as a single paragraph with no text runs. Any further paragraphs, and any text runs in the first paragraph, are ignored.

**extLst:** A [CT\\_ExtensionList](#) element<241> that specifies an extensibility container.

The following W3C XML Schema ([XMLSCHEMA1/2] section 2.1) fragment specifies the contents of this complex type.

```

<xsd:complexType name="CT_AxisTitle">
  <xsd:sequence>
    <xsd:element name="tx" type="CT_Text" minOccurs="0" maxOccurs="1"/>
    <xsd:element name="spPr" type="a:CT_ShapeProperties" minOccurs="0" maxOccurs="1"/>
    <xsd:element name="txPr" type="a:CT_TextBody" minOccurs="0" maxOccurs="1"/>
    <xsd:element name="extLst" type="CT_ExtensionList" minOccurs="0" maxOccurs="1"/>
  </xsd:sequence>
</xsd:complexType>

```

See section [5.22](#) for the full W3C XML Schema ([XMLSCHEMA1/2] section 2.1).



### 2.24.3.5 CT\_AxisUnits

Target namespace: <http://schemas.microsoft.com/office/drawing/2014/chartex>

Referenced by: [CT\\_Axis](#)

A complex type<242> that specifies axis display units.

Child Elements:

**unitsLabel:** A [CT\\_AxisUnitsLabel](#) element<243> that specifies the axis display units label.

**extLst:** A [CT\\_ExtensionList](#) element<244> that specifies an extensibility container.

Attributes:

**unit:** An [ST\\_AxisUnit](#) attribute<245> that specifies the display unit for the axis.

The following W3C XML Schema ([\[XMLSCHEMA1/2\]](#) section 2.1) fragment specifies the contents of this complex type.

```
<xsd:complexType name="CT_AxisUnits">
  <xsd:sequence>
    <xsd:element name="unitsLabel" type="CT_AxisUnitsLabel" minOccurs="0" maxOccurs="1"/>
    <xsd:element name="extLst" type="CT_ExtensionList" minOccurs="0" maxOccurs="1"/>
  </xsd:sequence>
  <xsd:attribute name="unit" type="ST_AxisUnit" use="optional"/>
</xsd:complexType>
```

See section [5.22](#) for the full W3C XML Schema ([\[XMLSCHEMA1/2\]](#) section 2.1).

### 2.24.3.6 CT\_AxisUnitsLabel

Target namespace: <http://schemas.microsoft.com/office/drawing/2014/chartex>

Referenced by: [CT\\_AxisUnits](#)

A complex type<246> that specifies the axis display units label.

Child Elements:

**tx:** A [CT\\_Text](#) element<247> that specifies custom label text.

**spPr:** A [CT\\_ShapeProperties](#) ([\[ISO/IEC29500-1:2016\]](#) section A.4.1) element<248> that specifies OfficeArt shape properties for the axis unit label.

**txPr:** A [CT\\_TextBody](#) ([\[ISO/IEC29500-1:2016\]](#) section A.4.1) element<249> that specifies OfficeArt text properties for the axis as a single paragraph with no text runs. Any further paragraphs, and any text runs in the first paragraph, are ignored.

**extLst:** A [CT\\_ExtensionList](#) element<250> that specifies an extensibility container.

The following W3C XML Schema ([\[XMLSCHEMA1/2\]](#) section 2.1) fragment specifies the contents of this complex type.

```
<xsd:complexType name="CT_AxisUnitsLabel">
  <xsd:sequence>
    <xsd:element name="tx" type="CT_Text" minOccurs="0" maxOccurs="1"/>
    <xsd:element name="spPr" type="a:CT_ShapeProperties" minOccurs="0" maxOccurs="1"/>
    <xsd:element name="txPr" type="a:CT_TextBody" minOccurs="0" maxOccurs="1"/>
    <xsd:element name="extLst" type="CT_ExtensionList" minOccurs="0" maxOccurs="1"/>
  </xsd:sequence>
</xsd:complexType>
```

```
</xsd:sequence>
</xsd:complexType>
```

See section [5.22](#) for the full W3C XML Schema ([XMLSCHEMA1/2] section 2.1).

### 2.24.3.7 CT\_Binning

*Target namespace:* <http://schemas.microsoft.com/office/drawing/2014/chartex>

*Referenced by:* [CT\\_SeriesLayoutProperties](#)

A complex type [<251>](#) that specifies data binning properties.

*Child Elements:*

**binSize:** A **double** ([XMLSCHEMA2/2] section 3.2.5) element [<252>](#) that specifies the binning by bin size.

**binCount:** An **unsignedInt** ([XMLSCHEMA2/2] section 3.3.22) element [<253>](#) that specifies the binning by bin count.

*Attributes:*

**intervalClosed:** An [ST\\_IntervalClosedSide](#) attribute [<254>](#) that specifies the interval closed side.

**underflow:** An [ST\\_DoubleOrAutomatic](#) attribute [<255>](#) that specifies the custom value for underflow bin, or an automatic value.

**overflow:** An [ST\\_DoubleOrAutomatic](#) attribute [<256>](#) that specifies the custom value for the overflow bin, or an automatic value.

The following W3C XML Schema ([XMLSCHEMA1/2] section 2.1) fragment specifies the contents of this complex type.

```
<xsd:complexType name="CT_Binning">
  <xsd:choice minOccurs="0" maxOccurs="1">
    <xsd:element name="binSize" type="xsd:double"/>
    <xsd:element name="binCount" type="xsd:unsignedInt"/>
  </xsd:choice>
  <xsd:attribute name="intervalClosed" type="ST_IntervalClosedSide" use="optional"/>
  <xsd:attribute name="underflow" type="ST_DoubleOrAutomatic" use="optional"/>
  <xsd:attribute name="overflow" type="ST_DoubleOrAutomatic" use="optional"/>
</xsd:complexType>
```

See section [5.22](#) for the full W3C XML Schema ([XMLSCHEMA1/2] section 2.1).

### 2.24.3.8 CT\_CategoryAxisScaling

*Target namespace:* <http://schemas.microsoft.com/office/drawing/2014/chartex>

*Referenced by:* [CT\\_Axis](#)

A complex type [<257>](#) that specifies the category axis scaling properties.

*Attributes:*

**gapWidth:** An [ST\\_GapWidthRatio](#) attribute [<258>](#) that specifies the space between data points as a ratio of gap width over category width.

The following W3C XML Schema ([\[XMLSCHEMA1/2\]](#) section 2.1) fragment specifies the contents of this complex type.

```
<xsd:complexType name="CT_CategoryAxisScaling">
  <xsd:attribute name="gapWidth" type="ST_GapWidthRatio" use="optional"/>
</xsd:complexType>
```

See section [5.22](#) for the full W3C XML Schema ([\[XMLSCHEMA1/2\]](#) section 2.1).

### 2.24.3.9 CT\_Chart

*Target namespace:* <http://schemas.microsoft.com/office/drawing/2014/chartex>

*Referenced by:* [CT\\_ChartSpace](#)

A complex type [<259>](#) that specifies chart layout and formatting information.

*Child Elements:*

**title:** A [CT\\_ChartTitle](#) element [<260>](#) that specifies chart title data and formatting.

**plotArea:** A [CT\\_PlotArea](#) element [<261>](#) that specifies the plot area layout and formatting.

**legend:** A [CT\\_Legend](#) element [<262>](#) that specifies legend layout and formatting.

**extLst:** A [CT\\_ExtensionList](#) element [<263>](#) that specifies an extensibility container.

The following W3C XML Schema ([\[XMLSCHEMA1/2\]](#) section 2.1) fragment specifies the contents of this complex type.

```
<xsd:complexType name="CT_Chart">
  <xsd:sequence>
    <xsd:element name="title" type="CT_ChartTitle" minOccurs="0" maxOccurs="1"/>
    <xsd:element name="plotArea" type="CT_PlotArea" minOccurs="1" maxOccurs="1"/>
    <xsd:element name="legend" type="CT_Legend" minOccurs="0" maxOccurs="1"/>
    <xsd:element name="extLst" type="CT_ExtensionList" minOccurs="0" maxOccurs="1"/>
  </xsd:sequence>
</xsd:complexType>
```

See section [5.22](#) for the full W3C XML Schema ([\[XMLSCHEMA1/2\]](#) section 2.1).

### 2.24.3.10 CT\_ChartData

*Target namespace:* <http://schemas.microsoft.com/office/drawing/2014/chartex>

*Referenced by:* [CT\\_ChartSpace](#)

A complex type [<264>](#) that specifies the data source for the chart object.

*Child Elements:*

**externalData:** A [CT\\_ExternalData](#) element that specifies the external data used for the chart.

This element specifies the relationship to the data for this chart. The data can be linked, pointing to a spreadsheet in another file. Alternately, the data can be embedded, contained in a separate part within the same XML package containing the chart. Embedded data is stored as an embedded Spreadsheet object in Office Open XML format.

This element is not used by a spreadsheet application, as the spreadsheet application can maintain its own reference to the data in the spreadsheet by using the [CT\\_Formula](#) element.

**data:** A [CT\\_Data](#) element<265> that specifies the data used for the chart.

**extLst:** A [CT\\_ExtensionList](#) element<266> that specifies an extensibility container.

The following W3C XML Schema ([\[XMLSCHEMA1/2\]](#) section 2.1) fragment specifies the contents of this complex type.

```
<xsd:complexType name="CT_ChartData">
  <xsd:sequence>
    <xsd:element name="externalData" type="CT_ExternalData" minOccurs="0" maxOccurs="1"/>
    <xsd:element name="data" type="CT_Data" minOccurs="1" maxOccurs="unbounded"/>
    <xsd:element name="extLst" type="CT_ExtensionList" minOccurs="0" maxOccurs="1"/>
  </xsd:sequence>
</xsd:complexType>
```

See section [5.22](#) for the full W3C XML Schema ([\[XMLSCHEMA1/2\]](#) section 2.1).

### 2.24.3.11 CT\_ChartSpace

*Target namespace:* <http://schemas.microsoft.com/office/drawing/2014/chartex>

*Referenced by:* [chartSpace](#)

A complex type<267> that specifies the chart container object.

*Child Elements:*

**chartData:** A [CT\\_ChartData](#) element<268> that specifies the data for the chart.

**chart:** A [CT\\_Chart](#) element<269> that specifies chart layout and formatting information.

**spPr:** A [CT\\_ShapeProperties](#) ([\[ISO/IEC29500-1:2016\]](#) section A.4.1) element<270> that specifies OfficeArt shape properties for the entire chart.

**txPr:** A [CT\\_TextBody](#) ([\[ISO/IEC29500-1:2016\]](#) section A.4.1) element<271> that specifies OfficeArt text properties for the entire chart.

**clrMapOvr:** A [CT\\_ColorMapping](#) ([\[ISO/IEC29500-1:2016\]](#) section A.4.1) element that specifies the color mapping override for the entire chart. This is used to override the application's color mapping when the user has elected to keep the source formatting during a copy-and-paste.

**fmtOvrs:** A [CT\\_FormatOverrides](#) element<272> that specifies format overrides.

**printSettings:** A [CT\\_PrintSettings](#) element<273> that specifies print settings.

**extLst:** A [CT\\_ExtensionList](#) element<274> that specifies an extensibility container.

The following W3C XML Schema ([\[XMLSCHEMA1/2\]](#) section 2.1) fragment specifies the contents of this complex type.

```
<xsd:complexType name="CT_ChartSpace">
  <xsd:sequence>
    <xsd:element name="chartData" type="CT_ChartData" minOccurs="1" maxOccurs="1"/>
    <xsd:element name="chart" type="CT_Chart" minOccurs="1" maxOccurs="1"/>
    <xsd:element name="spPr" type="a:CT_ShapeProperties" minOccurs="0" maxOccurs="1"/>
    <xsd:element name="txPr" type="a:CT_TextBody" minOccurs="0" maxOccurs="1"/>
    <xsd:element name="clrMapOvr" type="a:CT_ColorMapping" minOccurs="0" maxOccurs="1"/>
    <xsd:element name="fmtOvrs" type="CT_FormatOverrides" minOccurs="0" maxOccurs="1"/>
  </xsd:sequence>
</xsd:complexType>
```

```

    <xsd:element name="printSettings" type="CT_PrintSettings" minOccurs="0" maxOccurs="1"/>
    <xsd:element name="extLst" type="CT_ExtensionList" minOccurs="0" maxOccurs="1"/>
  </xsd:sequence>
</xsd:complexType>

```

See section [5.22](#) for the full W3C XML Schema ([XMLSCHEMA1/2] section 2.1).

### 2.24.3.12 CT\_ChartTitle

*Target namespace:* <http://schemas.microsoft.com/office/drawing/2014/chartex>

*Referenced by:* [CT\\_Chart](#)

A complex type [<275>](#) that specifies a chart title.

*Child Elements:*

**tx:** A [CT\\_Text](#) element [<276>](#) that specifies the custom text.

**spPr:** A [CT\\_ShapeProperties](#) ([ISO/IEC29500-4:2016] section A.4.1) element [<277>](#) that specifies the OfficeArt shape properties for the chart title.

**txPr:** A [CT\\_TextBody](#) ([ISO/IEC29500-1:2016] section A.4.1) element [<278>](#) that specifies the OfficeArt text properties for the chart title as a single paragraph with no text runs. Any further paragraphs, and any text runs in the first paragraph, are ignored.

**extLst:** A [CT\\_ExtensionList](#) element [<279>](#) that specifies an extensibility container.

*Attributes:*

**pos:** An [ST\\_SidePos](#) attribute [<280>](#) that specifies the side position of the chart title.

**align:** An [ST\\_PosAlign](#) attribute [<281>](#) that specifies the alignment along the side position of the chart title.

**overlay:** A **boolean** ([XMLSCHEMA2/2] section 3.2.2) attribute [<282>](#) that specifies whether the chart title is floating on the chart area and excluded from normal layout (true), or not (false).

The following W3C XML Schema ([XMLSCHEMA1/2] section 2.1) fragment specifies the contents of this complex type.

```

<xsd:complexType name="CT_ChartTitle">
  <xsd:sequence>
    <xsd:element name="tx" type="CT_Text" minOccurs="0" maxOccurs="1"/>
    <xsd:element name="spPr" type="a:CT_ShapeProperties" minOccurs="0" maxOccurs="1"/>
    <xsd:element name="txPr" type="a:CT_TextBody" minOccurs="0" maxOccurs="1"/>
    <xsd:element name="extLst" type="CT_ExtensionList" minOccurs="0" maxOccurs="1"/>
  </xsd:sequence>
  <xsd:attribute name="pos" type="ST_SidePos" use="optional" default="t"/>
  <xsd:attribute name="align" type="ST_PosAlign" use="optional" default="ctr"/>
  <xsd:attribute name="overlay" type="xsd:boolean" use="optional" default="0"/>
</xsd:complexType>

```

See section [5.22](#) for the full W3C XML Schema ([XMLSCHEMA1/2] section 2.1).

### 2.24.3.13 CT\_Clear

*Target namespace:* <http://schemas.microsoft.com/office/drawing/2014/chartex>

Referenced by: [CT\\_GeoCache](#)

A complex type<283> that specifies the geographic data for the geospatial series.

*Child Elements:*

**geoLocationQueryResults:** A [CT\\_GeoLocationQueryResults](#) element<284> that specifies geocoding query and results for data points in the geographical category of a geospatial series.

**geoDataEntityQueryResults:** A [CT\\_GeoDataEntityQueryResults](#) element<285> that specifies layout properties of the geographical polygons of a geospatial series.

**geoDataPointToEntityQueryResults:** A [CT\\_GeoDataPointToEntityQueryResults](#) element<286> that specifies a mapping between data points in the geographical category of a geospatial series and their respective geographical entity identifier.

**geoChildEntitiesQueryResults:** A [CT\\_GeoChildEntitiesQueryResults](#) element<287> that specifies the geographical lineage of the geographical entities of a geospatial series.

**geoParentEntitiesQueryResults:** A [CT\\_GeoParentEntitiesQueryResults](#) element<288> that specifies a mapping from geographical entity identifiers to their respective parent geographical entity. This specifies a sparse geographical parent lineage of the geographical entities of a geospatial series.

The following W3C XML Schema ([\[XMLSCHEMA1/2\]](#) section 2.1) fragment specifies the contents of this complex type.

```
<xsd:complexType name="CT_Clear">
  <xsd:sequence>
    <xsd:element name="geoLocationQueryResults" type="CT_GeoLocationQueryResults"
minOccurs="0" maxOccurs="1"/>
    <xsd:element name="geoDataEntityQueryResults" type="CT_GeoDataEntityQueryResults"
minOccurs="0" maxOccurs="1"/>
    <xsd:element name="geoDataPointToEntityQueryResults"
type="CT_GeoDataPointToEntityQueryResults" minOccurs="0" maxOccurs="1"/>
    <xsd:element name="geoChildEntitiesQueryResults" type="CT_GeoChildEntitiesQueryResults"
minOccurs="0" maxOccurs="1"/>
    <xsd:element name="geoParentEntitiesQueryResults" type="CT_GeoParentEntitiesQueryResults"
minOccurs="0" maxOccurs="1"/>
  </xsd:sequence>
</xsd:complexType>
```

See section [5.22](#) for the full W3C XML Schema ([\[XMLSCHEMA1/2\]](#) section 2.1).

### 2.24.3.14 CT\_Copyrights

*Target namespace:* <http://schemas.microsoft.com/office/drawing/2014/chartex>

Referenced by: [CT\\_GeoData](#)

A complex type<289> that specifies the set of entities that hold copyrights for a polygon in the composition of the returned geographic polygon.

*Child Elements:*

**copyright:** A string ([\[XMLSCHEMA2/2\]](#) section 3.2.1) element<290> that specifies an entity that holds the copyright for a polygon in the composition of the returned geographic polygon.

The following W3C XML Schema ([\[XMLSCHEMA1/2\]](#) section 2.1) fragment specifies the contents of this complex type.

```

<xsd:complexType name="CT_Copyrights">
  <xsd:sequence>
    <xsd:element name="copyright" type="xsd:string" minOccurs="0" maxOccurs="unbounded"/>
  </xsd:sequence>
</xsd:complexType>

```

See section [5.22](#) for the full W3C XML Schema ([XMLSCHEMA1/2] section 2.1).

### 2.24.3.15 CT\_Data

*Target namespace:* <http://schemas.microsoft.com/office/drawing/2014/chartex>

*Referenced by:* [CT\\_ChartData](#)

A complex type<291> that specifies the number dimension and string dimension for the specified chart data.

*Child Elements:*

**numDim:** A [CT\\_NumericDimension](#) element<292> that specifies numeric dimension data.

**strDim:** A [CT\\_StringDimension](#) element<293> that specifies string dimension data.

**extLst:** A [CT\\_ExtensionList](#) element<294> that specifies an extensibility container.

*Attributes:*

**id:** An ST\_DataId (section [2.24.4.4](#)) attribute<295> that specifies the identifier of this data.

The following W3C XML Schema ([XMLSCHEMA1/2] section 2.1) fragment specifies the contents of this complex type.

```

<xsd:complexType name="CT_Data">
  <xsd:sequence>
    <xsd:choice minOccurs="1" maxOccurs="unbounded">
      <xsd:element name="numDim" type="CT_NumericDimension" minOccurs="1" maxOccurs="1"/>
      <xsd:element name="strDim" type="CT_StringDimension" minOccurs="1" maxOccurs="1"/>
    </xsd:choice>
    <xsd:element name="extLst" type="CT_ExtensionList" minOccurs="0" maxOccurs="1"/>
  </xsd:sequence>
  <xsd:attribute name="id" type="ST_DataId" use="required"/>
</xsd:complexType>

```

See section [5.22](#) for the full W3C XML Schema ([XMLSCHEMA1/2] section 2.1).

### 2.24.3.16 CT\_DataId

*Target namespace:* <http://schemas.microsoft.com/office/drawing/2014/chartex>

*Referenced by:* [CT\\_Series](#)

A complex type<296> that specifies a data identifier.

*Attributes:*

**val:** An ST\_DataId (section [2.24.4.4](#)) attribute<297> that specifies the data identifier.

The following W3C XML Schema ([XMLSCHEMA1/2] section 2.1) fragment specifies the contents of this complex type.

```

<xsd:complexType name="CT_DataId">
  <xsd:attribute name="val" type="ST_DataId" use="required"/>
</xsd:complexType>

```

See section [5.22](#) for the full W3C XML Schema ([XMLSCHEMA1/2] section 2.1).

### 2.24.3.17 CT\_DataLabel

*Target namespace:* <http://schemas.microsoft.com/office/drawing/2014/chartex>

*Referenced by:* [CT\\_DataLabels](#)

A complex type<298> that specifies data label formatting.

*Child Elements:*

**numFmt:** A [CT\\_NumberFormat](#) element<299> that specifies the number format information.

**spPr:** A [CT\\_ShapeProperties](#) ([ISO/IEC29500-4:2016] section A.4.1) element<300> that specifies the OfficeArt shape properties for the data label.

**txPr:** A [CT\\_TextBody](#) ([ISO/IEC29500-1:2016] section A.4.1) element<301> that specifies the OfficeArt text properties for the data label.

**visibility:** A [CT\\_DataLabelVisibilities](#) element<302> that specifies the visibilities of data label sub-parts.

**separator:** A **string** ([XMLSCHEMA2/2] section 3.2.1) element<303> that specifies data label separator text.

**extLst:** A [CT\\_ExtensionList](#) element<304> that specifies an extensibility container.

*Attributes:*

**idx:** An **unsignedInt** ([XMLSCHEMA2/2] section 3.3.22) attribute<305> that specifies the index of the data point this label is for.

**pos:** An [ST\\_DataLabelPos](#) attribute<306> that specifies the position of the data labels.

The following W3C XML Schema ([XMLSCHEMA1/2] section 2.1) fragment specifies the contents of this complex type.

```

<xsd:complexType name="CT_DataLabel">
  <xsd:sequence>
    <xsd:element name="numFmt" type="CT_NumberFormat" minOccurs="0" maxOccurs="1"/>
    <xsd:element name="spPr" type="a:CT_ShapeProperties" minOccurs="0" maxOccurs="1"/>
    <xsd:element name="txPr" type="a:CT_TextBody" minOccurs="0" maxOccurs="1"/>
    <xsd:element name="visibility" type="CT_DataLabelVisibilities" minOccurs="0"
maxOccurs="1"/>
    <xsd:element name="separator" type="xsd:string" minOccurs="0" maxOccurs="1"/>
    <xsd:element name="extLst" type="CT_ExtensionList" minOccurs="0" maxOccurs="1"/>
  </xsd:sequence>
  <xsd:attribute name="idx" type="xsd:unsignedInt" use="required"/>
  <xsd:attribute name="pos" type="ST_DataLabelPos" use="optional"/>
</xsd:complexType>

```

See section [5.22](#) for the full W3C XML Schema ([XMLSCHEMA1/2] section 2.1).



### 2.24.3.18 CT\_DataLabelHidden

*Target namespace:* <http://schemas.microsoft.com/office/drawing/2014/chartex>

*Referenced by:* [CT\\_DataLabels](#)

A complex type [<307>](#) that specifies a hidden data label.

*Attributes:*

**idx:** An **unsignedInt** ([\[XMLSCHEMA2/2\]](#) section 3.3.22) attribute [<308>](#) that specifies the index of the data point this label is for.

The following W3C XML Schema ([\[XMLSCHEMA1/2\]](#) section 2.1) fragment specifies the contents of this complex type.

```
<xsd:complexType name="CT_DataLabelHidden">
  <xsd:attribute name="idx" type="xsd:unsignedInt" use="required"/>
</xsd:complexType>
```

See section [5.22](#) for the full W3C XML Schema ([\[XMLSCHEMA1/2\]](#) section 2.1).

### 2.24.3.19 CT\_DataLabels

*Target namespace:* <http://schemas.microsoft.com/office/drawing/2014/chartex>

*Referenced by:* [CT\\_Series](#)

A complex type [<309>](#) that specifies the formatting for a data labels collection.

*Child Elements:*

**numFmt:** A [CT\\_NumberFormat](#) element [<310>](#) that specifies the number format information.

**spPr:** A **CT\_ShapeProperties** ([\[ISO/IEC29500-4:2016\]](#) section A.4.1) element [<311>](#) that specifies the OfficeArt shape properties for the data labels collection.

**txPr:** A **CT\_TextBody** ([\[ISO/IEC29500-1:2016\]](#) section A.4.1) element [<312>](#) that specifies the OfficeArt text properties for the data labels collection as a single paragraph with no text runs. Any further paragraphs, and any text runs in the first paragraph, are ignored.

**visibility:** A [CT\\_DataLabelVisibilities](#) element [<313>](#) that specifies the visibilities of data label sub-parts.

**separator:** A **string** ([\[XMLSCHEMA2/2\]](#) section 3.2.1) element [<314>](#) that specifies the data label separator text.

**dataLabel:** A [CT\\_DataLabel](#) element [<315>](#) that specifies the data label formatting.

**dataLabelHidden:** A [CT\\_DataLabelHidden](#) element [<316>](#) that specifies the hidden data labels.

**extLst:** A [CT\\_ExtensionList](#) element [<317>](#) that specifies an extensibility container.

*Attributes:*

**pos:** An [ST\\_DataLabelPos](#) attribute [<318>](#) that specifies the position of the data labels.

The following W3C XML Schema ([\[XMLSCHEMA1/2\]](#) section 2.1) fragment specifies the contents of this complex type.

```

<xsd:complexType name="CT_DataLabels">
  <xsd:sequence>
    <xsd:element name="numFmt" type="CT_NumberFormat" minOccurs="0" maxOccurs="1"/>
    <xsd:element name="spPr" type="a:CT_ShapeProperties" minOccurs="0" maxOccurs="1"/>
    <xsd:element name="txPr" type="a:CT_TextBody" minOccurs="0" maxOccurs="1"/>
    <xsd:element name="visibility" type="CT_DataLabelVisibilities" minOccurs="0"
maxOccurs="1"/>
    <xsd:element name="separator" type="xsd:string" minOccurs="0" maxOccurs="1"/>
    <xsd:element name="dataLabel" type="CT_DataLabel" minOccurs="0" maxOccurs="unbounded"/>
    <xsd:element name="dataLabelHidden" type="CT_DataLabelHidden" minOccurs="0"
maxOccurs="unbounded"/>
    <xsd:element name="extLst" type="CT_ExtensionList" minOccurs="0" maxOccurs="1"/>
  </xsd:sequence>
  <xsd:attribute name="pos" type="ST_DataLabelPos" use="optional"/>
</xsd:complexType>

```

See section [5.22](#) for the full W3C XML Schema ([XMLSCHEMA1/2] section 2.1).

### 2.24.3.20 CT\_DataLabelVisibilities

*Target namespace:* <http://schemas.microsoft.com/office/drawing/2014/chartex>

*Referenced by:* [CT\\_DataLabel](#), [CT\\_DataLabels](#)

A complex type [<319>](#) that specifies the visibilities of the parts of a data label.

*Attributes:*

**seriesName:** A Boolean ([XMLSCHEMA2/2] section 3.2.2) attribute [<320>](#) that specifies whether the series name in the data label is visible.

**categoryName:** A Boolean ([XMLSCHEMA2/2] section 3.2.2) attribute [<321>](#) that specifies whether the category name in the data label is visible.

**value:** A Boolean ([XMLSCHEMA2/2] section 3.2.2) attribute [<322>](#) that specifies whether the data point value in the data label is visible.

The following W3C XML Schema ([XMLSCHEMA1/2] section 2.1) fragment specifies the contents of this complex type.

```

<xsd:complexType name="CT_DataLabelVisibilities">
  <xsd:attribute name="seriesName" type="xsd:boolean" use="optional"/>
  <xsd:attribute name="categoryName" type="xsd:boolean" use="optional"/>
  <xsd:attribute name="value" type="xsd:boolean" use="optional"/>
</xsd:complexType>

```

See section [5.22](#) for the full W3C XML Schema ([XMLSCHEMA1/2] section 2.1).

### 2.24.3.21 CT\_DataPoint

*Target namespace:* <http://schemas.microsoft.com/office/drawing/2014/chartex>

*Referenced by:* [CT\\_Series](#)

A complex type [<323>](#) that specifies a data point.

*Child Elements:*

**spPr:** A **CT\_ShapeProperties** ([ISO/IEC29500-4:2016] section A.4.1) element [<324>](#) that specifies the OfficeArt shape properties for this data point.

**extLst:** A [CT\\_ExtensionList](#) element<325> that specifies an extensibility container.

*Attributes:*

**idx:** An **unsignedInt** ([XMLSCHEMA2/2] section 3.3.22) attribute<326> that specifies the index of this data point in the series.

The following W3C XML Schema ([XMLSCHEMA1/2] section 2.1) fragment specifies the contents of this complex type.

```
<xsd:complexType name="CT_DataPoint">
  <xsd:sequence>
    <xsd:element name="spPr" type="a:CT_ShapeProperties" minOccurs="0" maxOccurs="1"/>
    <xsd:element name="extLst" type="CT_ExtensionList" minOccurs="0" maxOccurs="1"/>
  </xsd:sequence>
  <xsd:attribute name="idx" type="xsd:unsignedInt" use="required"/>
</xsd:complexType>
```

See section [5.22](#) for the full W3C XML Schema ([XMLSCHEMA1/2] section 2.1).

### 2.24.3.22 CT\_Extension

*Target namespace:* <http://schemas.microsoft.com/office/drawing/2014/chartex>

*Referenced by:* [CT\\_ExtensionList](#)

A complex type<327> that specifies an extensibility container.

*Attributes:*

**uri:** A **token** ([XMLSCHEMA2/2] section 3.3.2) attribute<328> that specifies the identifier for this extensibility container.

The following W3C XML Schema ([XMLSCHEMA1/2] section 2.1) fragment specifies the contents of this complex type.

```
<xsd:complexType name="CT_Extension">
  <xsd:sequence>
    <xsd:any processContents="lax"/>
  </xsd:sequence>
  <xsd:attribute name="uri" type="xsd:token"/>
</xsd:complexType>
```

See section [5.22](#) for the full W3C XML Schema ([XMLSCHEMA1/2] section 2.1).

### 2.24.3.23 CT\_ExtensionList

*Target namespace:* <http://schemas.microsoft.com/office/drawing/2014/chartex>

*Referenced by:* [CT\\_Data](#), [CT\\_ChartData](#), [CT\\_ChartTitle](#), [CT\\_AxisTitle](#), [CT\\_AxisUnitsLabel](#), [CT\\_AxisUnits](#), [CT\\_Gridlines](#), [CT\\_TickMarks](#), [CT\\_TickLabels](#), [CT\\_Axis](#), [CT\\_SeriesLayoutProperties](#), [CT\\_DataPoint](#), [CT\\_DataLabel](#), [CT\\_DataLabels](#), [CT\\_Series](#), [CT\\_Legend](#), [CT\\_PlotSurface](#), [CT\\_PlotAreaRegion](#), [CT\\_PlotArea](#), [CT\\_Chart](#), [CT\\_FormatOverride](#), [CT\\_ChartSpace](#)

A complex type<329> that specifies a list of extensibility containers.

*Child Elements:*

**ext:** A [CT\\_Extension](#) element<330> that specifies an extensibility container.

The following W3C XML Schema ([\[XMLSCHEMA1/2\]](#) section 2.1) fragment specifies the contents of this complex type.

```
<xsd:complexType name="CT_ExtensionList">
  <xsd:sequence>
    <xsd:element name="ext" type="CT_Extension" minOccurs="0" maxOccurs="unbounded"/>
  </xsd:sequence>
</xsd:complexType>
```

See section [5.22](#) for the full W3C XML Schema ([\[XMLSCHEMA1/2\]](#) section 2.1).

#### 2.24.3.24 CT\_ExternalData

*Target namespace:* <http://schemas.microsoft.com/office/drawing/2014/chartex>

*Referenced by:* [CT\\_ChartData](#)

A complex type [<331>](#) that specifies external data used for the chart.

*Attributes:*

**r:id:** An **ST\_RelationshipId** ([\[ISO/IEC29500-1:2016\]](#) section 22.8.2.1) attribute [<332>](#) that specifies the relationship identifier for the relationship for this chart. The relationship explicitly targeted by this attribute MUST either be of type <http://schemas.openxmlformats.org/officeDocument/2006/relationships/package>, or <http://schemas.openxmlformats.org/officeDocument/2006/relationships/oleObject>.

**autoUpdate:** A **boolean** ([\[XMLSCHEMA2/2\]](#) section 3.2.2) attribute [<333>](#) that specifies whether the external link will automatically update (true) or not (false).

The following W3C XML Schema ([\[XMLSCHEMA1/2\]](#) section 2.1) fragment specifies the contents of this complex type.

```
<xsd:complexType name="CT_ExternalData">
  <xsd:attribute ref="r:id" use="required"/>
  <xsd:attribute name="autoUpdate" type="xsd:boolean" use="optional"/>
</xsd:complexType>
```

See section [5.22](#) for the full W3C XML Schema ([\[XMLSCHEMA1/2\]](#) section 2.1).

#### 2.24.3.25 CT\_ExtremeValueColorPosition

*Target namespace:* <http://schemas.microsoft.com/office/drawing/2014/chartex>

*Referenced by:* [CT\\_ValueColorEndPosition](#)

A complex type [<334>](#) that specifies a color position at an extreme end of the data range. This complex type specifies either the minimum or maximum value.

The following W3C XML Schema ([\[XMLSCHEMA1/2\]](#) section 2.1) fragment specifies the contents of this complex type.

```
<xsd:complexType name="CT_ExtremeValueColorPosition"/>
```

See section [5.22](#) for the full W3C XML Schema ([\[XMLSCHEMA1/2\]](#) section 2.1).

### 2.24.3.26 CT\_FormatOverride

*Target namespace:* <http://schemas.microsoft.com/office/drawing/2014/chartex>

*Referenced by:* [CT\\_FormatOverrides](#)

A complex type [<335>](#) that specifies an override of a chart's data point color style format.

*Child Elements:*

**spPr:** A CT\_ShapeProperties ([\[ISO/IEC29500-4:2016\]](#) section A.4.1) element [<336>](#) that specifies the shape properties to override the chart's color style format. A chart's color style assigns a unique color format per data point according to an index.

**extLst:** A [CT\\_ExtensionList](#) element [<337>](#) that specifies an extensibility container.

*Attributes:*

**idx:** An unsignedInt ([\[XMLSCHEMA2/2\]](#) section 3.3.22) attribute [<338>](#) that specifies the index of the color format being overridden.

The following W3C XML Schema ([\[XMLSCHEMA1/2\]](#) section 2.1) fragment specifies the contents of this complex type.

```
<xsd:complexType name="CT_FormatOverride">
  <xsd:sequence>
    <xsd:element name="spPr" type="a:CT_ShapeProperties" minOccurs="0" maxOccurs="1"/>
    <xsd:element name="extLst" type="CT_ExtensionList" minOccurs="0" maxOccurs="1"/>
  </xsd:sequence>
  <xsd:attribute name="idx" type="xsd:unsignedInt" use="required"/>
</xsd:complexType>
```

See section [5.22](#) for the full W3C XML Schema ([\[XMLSCHEMA1/2\]](#) section 2.1).

### 2.24.3.27 CT\_FormatOverrides

*Target namespace:* <http://schemas.microsoft.com/office/drawing/2014/chartex>

*Referenced by:* [CT\\_ChartSpace](#)

A complex type [<339>](#) that specifies a set of format overrides of a chart's style format.

*Child Elements:*

**fmtOvr:** A [CT\\_FormatOverride](#) element [<340>](#) that specifies an override of a chart's style format.

The following W3C XML Schema ([\[XMLSCHEMA1/2\]](#) section 2.1) fragment specifies the contents of this complex type.

```
<xsd:complexType name="CT_FormatOverrides">
  <xsd:sequence>
    <xsd:element name="fmtOvr" type="CT_FormatOverride" minOccurs="0" maxOccurs="unbounded"/>
  </xsd:sequence>
</xsd:complexType>
```

See section [5.22](#) for the full W3C XML Schema ([\[XMLSCHEMA1/2\]](#) section 2.1).

### 2.24.3.28 CT\_Formula

*Target namespace:* <http://schemas.microsoft.com/office/drawing/2014/chartex>

*Referenced by:* [CT\\_StringDimension](#), [CT\\_NumericDimension](#), [CT\\_TextData](#)

A complex type<[341](#)> that specifies a data reference (such as an Excel formula).

*Attributes:*

**dir:** An [ST\\_FormulaDirection](#) attribute<[342](#)> that specifies the orientation of the data reference.

The following W3C XML Schema ([\[XMLSCHEMA1/2\]](#) section 2.1) fragment specifies the contents of this complex type.

```
<xsd:complexType name="CT_Formula">
  <xsd:simpleContent>
    <xsd:extension base="xsd:string">
      <xsd:attribute name="dir" type="ST_FormulaDirection" use="optional" default="col"/>
    </xsd:extension>
  </xsd:simpleContent>
</xsd:complexType>
```

See section [5.22](#) for the full W3C XML Schema ([\[XMLSCHEMA1/2\]](#) section 2.1).

### 2.24.3.29 CT\_GeoCache

*Target namespace:* <http://schemas.microsoft.com/office/drawing/2014/chartex>

*Referenced by:* [CT\\_Geography](#)

A complex type<[343](#)> that specifies the geographical data for the geospatial series.

*Child Elements:*

**binary:** A base64Binary ([\[XMLSCHEMA2/2\]](#) section 3.2.16) element<[344](#)> that specifies the geographic data for the geospatial series in base64binary.

**clear:** A [CT\\_Clear](#) element<[345](#)> that specifies the geographic data for the geospatial series.

*Attributes:*

**provider:** A string ([\[XMLSCHEMA2/2\]](#) section 3.2.1) attribute<[346](#)> that specifies a unique identifier for the provider or source of the geographical data for the geospatial series.

The following W3C XML Schema ([\[XMLSCHEMA1/2\]](#) section 2.1) fragment specifies the contents of this complex type.

```
<xsd:complexType name="CT_GeoCache">
  <xsd:choice minOccurs="1" maxOccurs="unbounded">
    <xsd:element name="binary" type="xsd:base64Binary" minOccurs="0" maxOccurs="1"/>
    <xsd:element name="clear" type="CT_Clear" minOccurs="0" maxOccurs="1"/>
  </xsd:choice>
  <xsd:attribute name="provider" type="xsd:string" use="required"/>
</xsd:complexType>
```

See section [5.22](#) for the full W3C XML Schema ([\[XMLSCHEMA1/2\]](#) section 2.1).

### 2.24.3.30 CT\_GeoChildEntities

*Target namespace:* <http://schemas.microsoft.com/office/drawing/2014/chartex>

*Referenced by:* [CT\\_GeoChildEntitiesQueryResult](#)

A complex type<347> that specifies the result of a query to obtain the geographical lineage of a geographical entity of a geospatial series.

*Child Elements:*

**geoHierarchyEntity:** A [CT\\_GeoHierarchyEntity](#) element<348> that specifies a descendant in the geographic hierarchy returned by this query.

The following W3C XML Schema ([\[XMLSCHEMA1/2\]](#) section 2.1) fragment specifies the contents of this complex type.

```
<xsd:complexType name="CT_GeoChildEntities">
  <xsd:sequence>
    <xsd:element name="geoHierarchyEntity" type="CT_GeoHierarchyEntity " minOccurs="0"
maxOccurs="unbounded"/>
  </xsd:sequence>
</xsd:complexType>
```

See section [5.22](#) for the full W3C XML Schema ([\[XMLSCHEMA1/2\]](#) section 2.1).

### 2.24.3.31 CT\_GeoChildEntitiesQuery

*Target namespace:* <http://schemas.microsoft.com/office/drawing/2014/chartex>

*Referenced by:* [CT\\_GeoChildEntitiesQueryResult](#)

A complex type<349> that specifies a query to obtain the geographical lineage of a geographical entity of a geospatial series.

*Child Elements:*

**geoChildTypes:** A [CT\\_GeoChildTypes](#) element<350> that specifies the geographical entity types which specify the types of descendants in the geographic hierarchy to be returned by this query.

*Attributes:*

**entityId:** A string ([\[XMLSCHEMA2/2\]](#) section 3.2.1) attribute<351> that specifies the geographical entity identifier of the geographical entity for which to obtain the geographical lineage of a geographical entity of a geospatial series. The value of this attribute is unique to a given geographical entity.

The following W3C XML Schema ([\[XMLSCHEMA1/2\]](#) section 2.1) fragment specifies the contents of this complex type.

```
<xsd:complexType name="CT_GeoChildEntitiesQuery">
  <xsd:sequence>
    <xsd:element name="geoChildTypes" type="CT_GeoChildTypes" minOccurs="0" maxOccurs="1"/>
  </xsd:sequence>
  <xsd:attribute name="entityId" type="xsd:string" use="required"/>
</xsd:complexType>
```

See section [5.22](#) for the full W3C XML Schema ([\[XMLSCHEMA1/2\]](#) section 2.1).

### 2.24.3.32 CT\_GeoChildEntitiesQueryResult

*Target namespace:* <http://schemas.microsoft.com/office/drawing/2014/chartex>

*Referenced by:* [CT\\_GeoChildEntitiesQueryResults](#)

A complex type [<352>](#) that specifies the geographical lineage of a geographical entity of a geospatial series.

*Child Elements:*

**geoChildEntitiesQuery:** A [CT\\_GeoChildEntitiesQuery](#) element [<353>](#) that specifies a query to obtain the geographical lineage of a geographical entity of a geospatial series.

**geoChildEntities:** A [CT\\_GeoChildEntities](#) element [<354>](#) that specifies the result of a query to obtain the geographical lineage of a geographical entity of a geospatial series.

The following W3C XML Schema ([\[XMLSCHEMA1/2\]](#) section 2.1) fragment specifies the contents of this complex type.

```
<xsd:complexType name="CT_GeoChildEntitiesQueryResult">
  <xsd:sequence>
    <xsd:element name="geoChildEntitiesQuery" type="CT_GeoChildEntitiesQuery" minOccurs="0"
maxOccurs="1"/>
    <xsd:element name="geoChildEntities" type="CT_GeoChildEntities" minOccurs="0"
maxOccurs="1"/>
  </xsd:sequence>
</xsd:complexType>
```

See section [5.22](#) for the full W3C XML Schema ([\[XMLSCHEMA1/2\]](#) section 2.1).

### 2.24.3.33 CT\_GeoChildEntitiesQueryResults

*Target namespace:* <http://schemas.microsoft.com/office/drawing/2014/chartex>

*Referenced by:* [CT\\_Clear](#)

A complex type [<355>](#) that specifies the geographical lineage of the geographical entities of a geospatial series.

*Child Elements:*

**geoChildEntitiesQueryResult:** A [CT\\_GeoChildEntitiesQueryResult](#) element that specifies the geographical lineage of a geographical entity of a geospatial series.

The following W3C XML Schema ([\[XMLSCHEMA1/2\]](#) section 2.1) fragment specifies the contents of this complex type.

```
<xsd:complexType name="CT_GeoChildEntitiesQueryResults">
  <xsd:sequence>
    <xsd:element name="geoChildEntitiesQueryResult" type="CT_GeoChildEntitiesQueryResult"
minOccurs="0" maxOccurs="unbounded"/>
  </xsd:sequence>
</xsd:complexType>
```

See section [5.22](#) for the full W3C XML Schema ([\[XMLSCHEMA1/2\]](#) section 2.1).



### 2.24.3.34 CT\_GeoChildTypes

*Target namespace:* <http://schemas.microsoft.com/office/drawing/2014/chartex>

*Referenced by:* [CT\\_GeoChildEntitiesQuery](#)

A complex type that specifies the geographical entity type which specify the type of descendant in the geographic hierarchy to be returned by this query.

*Child Elements:*

**entityType:** An [ST\\_EntityType](#) element<356> that specifies a geographical entity type which specifies the type of descendants in the geographic hierarchy to be returned by this query.

The following W3C XML Schema ([\[XMLSCHEMA1/2\]](#) section 2.1) fragment specifies the contents of this complex type.

```
<xsd:complexType name="CT_GeoChildTypes">
  <xsd:sequence>
    <xsd:element name="entityType" type="ST_EntityType" minOccurs="0" maxOccurs="unbounded"/>
  </xsd:sequence>
</xsd:complexType>
```

See section [5.22](#) for the full W3C XML Schema ([\[XMLSCHEMA1/2\]](#) section 2.1).

### 2.24.3.35 CT\_GeoData

*Target namespace:* <http://schemas.microsoft.com/office/drawing/2014/chartex>

*Referenced by:* [CT\\_GeoDataEntityQueryResult](#)

A complex type<357> that specifies the result of the query for the geographical polygon of a geospatial series.

*Child Elements:*

**geoPolygons:** A [CT\\_GeoPolygons](#) element<358> that specifies the set of polygons composing the returned geographical polygon.

**copyrights:** A [CT\\_Copyrights](#) element<359> that specifies the set of entities that hold copyrights for a polygon in the composition of the returned geographic polygon.

*Attributes:*

**entityName:** A string ([\[XMLSCHEMA2/2\]](#) section 3.2.1) attribute<360> that specifies the name of the geographic entity represented by the returned geographical polygon.

**entityId:** A string ([\[XMLSCHEMA2/2\]](#) section 3.2.1) attribute<361> that specifies the geographical entity identifier of the geographic entity represented by the returned geographical polygon. The value of this attribute is unique to a given geographical entity.

**east:** A double ([\[XMLSCHEMA2/2\]](#) section 3.2.5) attribute<362> that specifies the eastern longitude of the smallest bounding box, representing a rectangular area on the Earth, that fully encloses the returned geographical polygon.

**west:** A double ([\[XMLSCHEMA2/2\]](#) section 3.2.5) attribute<363> that specifies the western longitude of the smallest bounding box, representing a rectangular area on the Earth, that fully encloses the returned geographical polygon.

**north:** A double ([XMLSCHEMA2/2] section 3.2.5) attribute<364> that specifies the northern latitude of the smallest bounding box, representing a rectangular area on the Earth, that fully encloses the returned geographical polygon.

**south:** A double ([XMLSCHEMA2/2] section 3.2.5) attribute<365> that specifies the southern latitude of the smallest bounding box, representing a rectangular area on the Earth, that fully encloses the returned geographical polygon.

The following W3C XML Schema ([XMLSCHEMA1/2] section 2.1) fragment specifies the contents of this complex type.

```
<xsd:complexType name="CT_GeoData">
  <xsd:sequence>
    <xsd:element name="geoPolygons" type="CT_GeoPolygons" minOccurs="0" maxOccurs="1"/>
    <xsd:element name="copyrights" type="CT_Copyrights" minOccurs="0" maxOccurs="1"/>
  </xsd:sequence>
  <xsd:attribute name="entityName" type="xsd:string" use="required"/>
  <xsd:attribute name="entityId" type="xsd:string" use="required"/>
  <xsd:attribute name="east" type="xsd:double" use="required"/>
  <xsd:attribute name="west" type="xsd:double" use="required"/>
  <xsd:attribute name="north" type="xsd:double" use="required"/>
  <xsd:attribute name="south" type="xsd:double" use="required"/>
</xsd:complexType>
```

See section 5.22 for the full W3C XML Schema ([XMLSCHEMA1/2] section 2.1).

### 2.24.3.36 CT\_GeoDataEntityQuery

*Target namespace:* <http://schemas.microsoft.com/office/drawing/2014/chartex>

*Referenced by:* [CT\\_GeoDataEntityQueryResult](#)

A complex type<366> that specifies the query for the geographical polygon of a geospatial series.

*Attributes:*

**entityType:** An [ST\\_EntityType](#) attribute<367> that specifies the classification of the geographical entity type of the queried geographical polygon of a geospatial series.

**entityId:** A string ([XMLSCHEMA2/2] section 3.2.1) attribute<368> that specifies the geographical entity identifier of the queried geographical polygon of a geospatial series. The value of this attribute is unique to a given geographical entity.

The following W3C XML Schema ([XMLSCHEMA1/2] section 2.1) fragment specifies the contents of this complex type.

```
<xsd:complexType name="CT_GeoDataEntityQuery">
  <xsd:attribute name="entityType" type="ST_EntityType" use="required"/>
  <xsd:attribute name="entityId" type="xsd:string" use="required"/>
</xsd:complexType>
```

See section 5.22 for the full W3C XML Schema ([XMLSCHEMA1/2] section 2.1).

### 2.24.3.37 CT\_GeoDataEntityQueryResult

*Target namespace:* <http://schemas.microsoft.com/office/drawing/2014/chartex>

*Referenced by:* [CT\\_GeoDataEntityQueryResults](#)

A complex type [<369>](#) that specifies the layout properties of a geographical polygon of a geospatial series.

*Child Elements:*

**geoDataEntityQuery:** A [CT\\_GeoDataEntityQuery](#) element [<370>](#) that specifies the query for the geographical polygon of a geospatial series.

**geoData:** A [CT\\_GeoData](#) element [<371>](#) that specifies the result of the query for the geographical polygon of a geospatial series.

The following W3C XML Schema ([\[XMLSCHEMA1/2\]](#) section 2.1) fragment specifies the contents of this complex type.

```
<xsd:complexType name="CT_GeoDataEntityQueryResult">
  <xsd:sequence>
    <xsd:element name="geoDataEntityQuery" type="CT_GeoDataEntityQuery" minOccurs="0"
maxOccurs="1"/>
    <xsd:element name="geoData" type="CT_GeoData" minOccurs="0" maxOccurs="1"/>
  </xsd:sequence>
</xsd:complexType>
```

See section [5.22](#) for the full W3C XML Schema ([\[XMLSCHEMA1/2\]](#) section 2.1).

### 2.24.3.38 CT\_GeoDataEntityQueryResults

*Target namespace:* <http://schemas.microsoft.com/office/drawing/2014/chartex>

*Referenced by:* [CT\\_Clear](#)

A complex type [<372>](#) that specifies layout properties of the geographical polygons of a geospatial series.

*Child Elements:*

**geoDataEntityQueryResult:** A [CT\\_GeoDataEntityQueryResult](#) element [<373>](#) that specifies the layout properties of a geographical polygon of a geospatial series.

The following W3C XML Schema ([\[XMLSCHEMA1/2\]](#) section 2.1) fragment specifies the contents of this complex type.

```
<xsd:complexType name="CT_GeoDataEntityQueryResults">
  <xsd:sequence>
    <xsd:element name="geoDataEntityQueryResult" type="CT_GeoDataEntityQueryResult"
minOccurs="0" maxOccurs="unbounded"/>
  </xsd:sequence>
</xsd:complexType>
```

See section [5.22](#) for the full W3C XML Schema ([\[XMLSCHEMA1/2\]](#) section 2.1).

### 2.24.3.39 CT\_GeoDataPointQuery

*Target namespace:* <http://schemas.microsoft.com/office/drawing/2014/chartex>

*Referenced by:* [CT\\_GeoDataPointToEntityQueryResult](#)

A complex type [<374>](#) that specifies a query to establish a mapping between a data point in the geographical category of a geospatial series and its respective geographical entity identifier.

*Attributes:*

**entityType:** An [ST\\_EntityType](#) attribute<375> that specifies the classification of the geographical entity type of the data point in the geographical category.

**latitude:** A double ([\[XMLSCHEMA2/2\]](#) section 3.2.5) attribute<376> that specifies the latitude of a point that resides within the geographical entity represented by the data point in the geographical category of a geospatial series.

**longitude:** A double ([\[XMLSCHEMA2/2\]](#) section 3.2.5) attribute<377> that specifies the longitude of a point that resides within the geographical entity represented by the data point in the geographical category of a geospatial series.

The following W3C XML Schema ([\[XMLSCHEMA1/2\]](#) section 2.1) fragment specifies the contents of this complex type.

```
<xsd:complexType name="CT_GeoDataPointQuery">
  <xsd:attribute name="entityType" type="ST_EntityType" use="required"/>
  <xsd:attribute name="latitude" type="xsd:double" use="required"/>
  <xsd:attribute name="longitude" type="xsd:double" use="required"/>
</xsd:complexType>
```

See section [5.22](#) for the full W3C XML Schema ([\[XMLSCHEMA1/2\]](#) section 2.1).

#### **2.24.3.40 CT\_GeoDataPointToEntityQuery**

*Target namespace:* <http://schemas.microsoft.com/office/drawing/2014/chartex>

*Referenced by:* [CT\\_GeoDataPointToEntityQueryResult](#)

A complex type<378> that specifies the result of a query to establish a mapping between a data point in the geographical category of a geospatial series and its respective geographical entity identifier.

*Attributes:*

**entityType:** An [ST\\_EntityType](#) attribute<379> that specifies the classification of the geographical entity type of the data point in the geographical category.

**entityId:** A string ([\[XMLSCHEMA2/2\]](#) section 3.2.1) attribute<380> that specifies the geographical entity identifier of the geographical entity represented by the data point in the geographical category. The value of this attribute is unique to a given geographical entity.

The following W3C XML Schema ([\[XMLSCHEMA1/2\]](#) section 2.1) fragment specifies the contents of this complex type.

```
<xsd:complexType name="CT_GeoDataPointToEntityQuery">
  <xsd:attribute name="entityType" type="ST_EntityType" use="required"/>
  <xsd:attribute name="entityId" type="xsd:string" use="required"/>
</xsd:complexType>
```

See section [5.22](#) for the full W3C XML Schema ([\[XMLSCHEMA1/2\]](#) section 2.1).

#### **2.24.3.41 CT\_GeoDataPointToEntityQueryResult**

*Target namespace:* <http://schemas.microsoft.com/office/drawing/2014/chartex>

*Referenced by:* [CT\\_GeoDataPointToEntityQueryResults](#)

A complex type<381> that specifies a mapping between a data point in the geographical category of a geospatial series and its respective geographical entity identifier.

*Child Elements:*

**geoDataPointQuery:** A [CT\\_GeoDataPointQuery](#) element<382> that specifies a query to establish a mapping between a data point in the geographical category of a geospatial series and its respective geographical entity identifier.

**geoDataPointToEntityQuery:** A [CT\\_GeoDataPointToEntityQuery](#) element<383> that specifies the result of a query to establish a mapping between a data point in the geographical category of a geospatial series and its respective geographical entity identifier.

The following W3C XML Schema ([\[XMLSCHEMA1/2\]](#) section 2.1) fragment specifies the contents of this complex type.

```
<xsd:complexType name="CT_GeoDataPointToEntityQueryResult">
  <xsd:sequence>
    <xsd:element name="geoDataPointQuery" type="CT_GeoDataPointQuery" minOccurs="0"
maxOccurs="1"/>
    <xsd:element name="geoDataPointToEntityQuery" type="CT_GeoDataPointToEntityQuery"
minOccurs="0" maxOccurs="1"/>
  </xsd:sequence>
</xsd:complexType>
```

See section [5.22](#) for the full W3C XML Schema ([\[XMLSCHEMA1/2\]](#) section 2.1).

#### 2.24.3.42 CT\_GeoDataPointToEntityQueryResults

*Target namespace:* <http://schemas.microsoft.com/office/drawing/2014/chartex>

*Referenced by:* [CT\\_Clear](#)

A complex type<384> that specifies a mapping between data points in the geographical category of a geospatial series and their respective geographical entity identifier.

*Child Elements:*

**geoDataPointToEntityQueryResult:** A [CT\\_GeoDataPointToEntityQueryResult](#) element<385> that specifies a mapping between a data point in the geographical category of a geospatial series and its respective geographical entity identifier.

The following W3C XML Schema ([\[XMLSCHEMA1/2\]](#) section 2.1) fragment specifies the contents of this complex type.

```
<xsd:complexType name="CT_GeoDataPointToEntityQueryResults">
  <xsd:sequence>
    <xsd:element name="geoDataPointToEntityQueryResult"
type="CT_GeoDataPointToEntityQueryResult" minOccurs="0" maxOccurs="unbounded"/>
  </xsd:sequence>
</xsd:complexType>
```

See section [5.22](#) for the full W3C XML Schema ([\[XMLSCHEMA1/2\]](#) section 2.1).

#### 2.24.3.43 CT\_GeoEntity

*Target namespace:* <http://schemas.microsoft.com/office/drawing/2014/chartex>

*Referenced by:* [CT\\_GeoParentEntitiesQueryResult](#)

A complex type<[386](#)> that specifies the name and type of a geographical entity in the geographical hierarchy.

*Attributes:*

**entityName:** A string ([[XMLSCHEMA2/2](#)] section 3.2.1) attribute that specifies the name of a geographical entity.

**entityType:** An [ST\\_EntityType](#) attribute that specifies the type of a geographical entity.

The following W3C XML Schema ([[XMLSCHEMA1/2](#)] section 2.1) fragment specifies the contents of this complex type.

```
<xsd:complexType name="CT_GeoEntity">
  <xsd:attribute name="entityName" type="xsd:string" use="required"/>
  <xsd:attribute name="entityType" type="ST_EntityType" use="required"/>
</xsd:complexType>
```

See section [5.22](#) for the full W3C XML Schema ([[XMLSCHEMA1/2](#)] section 2.1).

#### 2.24.3.44 CT\_Geography

*Target namespace:* <http://schemas.microsoft.com/office/drawing/2014/chartex>

*Referenced by:* [CT\\_SeriesLayoutProperties](#)

A complex type<[387](#)> that specifies layout properties for a geospatial series.

*Child Elements:*

**geoCache:** A [CT\\_GeoCache](#) element<[388](#)> that specifies the geographical data for the geospatial series.

*Attributes:*

**projectionType:** An [ST\\_GeoProjectionType](#) attribute<[389](#)> that specifies the cartographic map projection for the geospatial series.

**viewedRegionType:** An [ST\\_GeoMappingLevel](#) attribute<[390](#)> that specifies the level of view for the geospatial series.

**cultureLanguage:** A language ([[XMLSCHEMA2/2](#)] section 3.4.3) attribute<[391](#)> that specifies the language of the geospatial series.

**cultureRegion:** A string ([[XMLSCHEMA2/2](#)] section 3.2.1) attribute<[392](#)> that specifies the ISO-3166-1 alpha 2 country code specifying the country/region of the geospatial series.

**attribution:** A string ([[XMLSCHEMA2/2](#)] section 3.2.1) attribute<[393](#)> that specifies the provider or source of the geographical data of the geospatial series.

The following W3C XML Schema ([[XMLSCHEMA1/2](#)] section 2.1) fragment specifies the contents of this complex type.

```
<xsd:complexType name="CT_Geography">
  <xsd:sequence>
    <xsd:element name="geoCache" type="CT_GeoCache" minOccurs="0" maxOccurs="1"/>
  </xsd:sequence>
  <xsd:attribute name="projectionType" type="ST_GeoProjectionType" use="optional"/>
  <xsd:attribute name="viewedRegionType" type="ST_GeoMappingLevel" use="optional"/>
  <xsd:attribute name="cultureLanguage" type="xsd:language" use="required"/>
</xsd:complexType>
```

```
<xsd:attribute name="cultureRegion" type="xsd:string" use="required"/>
<xsd:attribute name="attribution" type="xsd:string" use="required"/>
</xsd:complexType>
```

See section [5.22](#) for the full W3C XML Schema ([XMLSCHEMA1/2] section 2.1).

### 2.24.3.45 CT\_GeoHierarchyEntity

*Target namespace:* <http://schemas.microsoft.com/office/drawing/2014/chartex>

*Referenced by:* [CT\\_GeoChildEntities](#)

A complex type<[394](#)> that specifies a descendant in the geographic hierarchy returned by this query.

*Attributes:*

**entityName:** A string ([XMLSCHEMA2/2] section 3.2.1) attribute<[395](#)> that specifies the name of the descendant returned by this query, in the language indicated by the cultureLanguage attribute of the [CT\\_Geography](#) complex type.

**entityId:** A string ([XMLSCHEMA2/2] section 3.2.1) attribute<[396](#)> that specifies the geographical entity identifier of the descendant returned by this query. The value of this attribute is unique to a given geographical entity.

**entityType:** An [ST\\_EntityType](#) attribute<[397](#)> that specifies the classification of the geographical entity type of the descendant returned by this query.

The following W3C XML Schema ([XMLSCHEMA1/2] section 2.1) fragment specifies the contents of this complex type.

```
<xsd:complexType name="CT_GeoHierarchyEntity">
  <xsd:attribute name="entityName" type="xsd:string" use="required"/>
  <xsd:attribute name="entityId" type="xsd:string" use="required"/>
  <xsd:attribute name="entityType" type="ST_EntityType" use="required"/>
</xsd:complexType>
```

See section [5.22](#) for the full W3C XML Schema ([XMLSCHEMA1/2] section 2.1).

### 2.24.3.46 CT\_GeoLocation

*Target namespace:* <http://schemas.microsoft.com/office/drawing/2014/chartex>

*Referenced by:* [CT\\_GeoLocations](#)

A complex type<[398](#)> that specifies the geocoding result of a data point in the geographical category of a geospatial series.

*Child Elements:*

**address:** A [CT\\_Address](#) element<[399](#)> that specifies geographical properties of the geographical entity of the geocoding result.

*Attributes:*

**latitude:** A double ([XMLSCHEMA2/2] section 3.2.5) attribute<[400](#)> that specifies the latitude of a point that resides within the geographical entity of the geocoding result.

**longitude:** A double ([XMLSCHEMA2/2] section 3.2.5) attribute<401> that specifies the longitude of a point that resides within the geographical entity of the geocoding result.

**entityName:** A string ([XMLSCHEMA2/2] section 3.2.1) attribute<402> that specifies the name of the geographical entity of the geocoding result, in the language indicated by the cultureLanguage attribute of the CT\_Geography complex type.

**entityType:** An [ST\\_EntityType](#) attribute<403> that specifies the classification of the geographical entity type of the entity of the geocoding result.

The following W3C XML Schema ([\[XMLSCHEMA1/2\] section 2.1](#)) fragment specifies the contents of this complex type.

```
<xsd:complexType name="CT_GeoLocation">
  <xsd:sequence>
    <xsd:element name="address" type="CT Address" minOccurs="0" maxOccurs="1"/>
  </xsd:sequence>
  <xsd:attribute name="latitude" type="xsd:double" use="optional"/>
  <xsd:attribute name="longitude" type="xsd:double" use="optional"/>
  <xsd:attribute name="entityName" type="xsd:string" use="required"/>
  <xsd:attribute name="entityType" type="ST_EntityType" use="required"/>
</xsd:complexType>
```

See section [5.22](#) for the full W3C XML Schema ([XMLSCHEMA1/2] section 2.1).

### 2.24.3.47 CT\_GeoLocationQuery

*Target namespace:* <http://schemas.microsoft.com/office/drawing/2014/chartex>

*Referenced by:* [CT\\_GeoLocationQueryResult](#)

A complex type<404> that specifies the geocoding query of a data point in the geographical category of a geospatial series.

*Attributes:*

**countryRegion:** A string ([\[XMLSCHEMA2/2\] section 3.2.1](#)) attribute<405> that specifies the name of a data point in the geographical category of a geospatial series. Exists if the data point has been deemed to be indicative of a country or region.

**adminDistrict1:** A string ([XMLSCHEMA2/2] section 3.2.1) attribute<406> that specifies the name of a data point in the geographical category of a geospatial series. Exists if the data point has been deemed to be indicative of a first order administrative subdivision of a country or region, such as a state or province.

**adminDistrict2:** A string ([XMLSCHEMA2/2] section 3.2.1) attribute<407> that specifies the name of a data point in the geographical category of a geospatial series. Exists if the data point has been deemed to be indicative of a second order administrative subdivision of a country or region, such as a county.

**postalCode:** A string ([XMLSCHEMA2/2] section 3.2.1) attribute<408> that specifies the name of a data point in the geographical category of a geospatial series. Exists if the data point has been deemed to be indicative of a post code, postal code, or ZIP Code of a country or region.

**entityType:** An [ST\\_EntityType](#) attribute<409> that specifies the classification of the geographical entity type of the data point in the geographical category of a geospatial series. The set of entity types are "countryRegion", "adminDistrict", "adminDistrict2", and "postalCode".

The following W3C XML Schema ([\[XMLSCHEMA1/2\] section 2.1](#)) fragment specifies the contents of this complex type.



```

<xsd:complexType name="CT_GeoLocationQuery">
  <xsd:attribute name="countryRegion" type="xsd:string" use="optional"/>
  <xsd:attribute name="adminDistrict1" type="xsd:string" use="optional"/>
  <xsd:attribute name="adminDistrict2" type="xsd:string" use="optional"/>
  <xsd:attribute name="postalCode" type="xsd:string" use="optional"/>
  <xsd:attribute name="entityType" type="ST_EntityType" use="required"/>
</xsd:complexType>

```

See section [5.22](#) for the full W3C XML Schema ([XMLSCHEMA1/2] section 2.1).

### 2.24.3.48 CT\_GeoLocationQueryResult

*Target namespace:* <http://schemas.microsoft.com/office/drawing/2014/chartex>

*Referenced by:* [CT\\_GeoLocationQueryResults](#)

A complex type [<410>](#) that specifies a geocoding query and result for a data point in the geographical category of a geospatial series.

*Child Elements:*

**geoLocationQuery:** A [CT\\_GeoLocationQuery](#) element [<411>](#) that specifies the geocoding query of a data point in the geographical category of a geospatial series.

**geoLocations:** A [CT\\_GeoLocations](#) element [<412>](#) that specifies the geocoding results of a data point in the geographical category of a geospatial series.

The following W3C XML Schema ([\[XMLSCHEMA1/2\]](#) section 2.1) fragment specifies the contents of this complex type.

```

<xsd:complexType name="CT_GeoLocationQueryResult">
  <xsd:sequence>
    <xsd:element name="geoLocationQuery" type="CT_GeoLocationQuery" minOccurs="0"
maxOccurs="1"/>
    <xsd:element name="geoLocations" type="CT_GeoLocations" minOccurs="0" maxOccurs="1"/>
  </xsd:sequence>
</xsd:complexType>

```

See section [5.22](#) for the full W3C XML Schema ([XMLSCHEMA1/2] section 2.1).

### 2.24.3.49 CT\_GeoLocationQueryResults

*Target namespace:* <http://schemas.microsoft.com/office/drawing/2014/chartex>

*Referenced by:* [CT\\_Clear](#)

A complex type [<413>](#) that specifies geocoding query and results for data points in the geographical category of a geospatial series.

*Child Elements:*

**geoLocationQueryResult:** A [CT\\_GeoLocationQueryResult](#) element [<414>](#) that specifies a geocoding query and result for a data point in the geographical category of a geospatial series.

The following W3C XML Schema ([\[XMLSCHEMA1/2\]](#) section 2.1) fragment specifies the contents of this complex type.

```

<xsd:complexType name="CT_GeoLocationQueryResults">

```

```

    <xsd:sequence>
      <xsd:element name="geoLocationQueryResult" type="CT_GeoLocationQueryResult" minOccurs="0"
maxOccurs="unbounded"/>
    </xsd:sequence>
  </xsd:complexType>

```

See section [5.22](#) for the full W3C XML Schema ([XMLSCHEMA1/2] section 2.1).

### 2.24.3.50 CT\_GeoLocations

*Target namespace:* <http://schemas.microsoft.com/office/drawing/2014/chartex>

*Referenced by:* [CT\\_GeoLocationQueryResult](#)

A complex type [<415>](#) that specifies the geocoding results of a data point in the geographical category of a geospatial series.

*Child Elements:*

**geoLocation:** A [CT\\_GeoLocation](#) element [<416>](#) that specifies the geocoding result of a data point in the geographical category of a geospatial series.

The following W3C XML Schema ([\[XMLSCHEMA1/2\]](#) section 2.1) fragment specifies the contents of this complex type.

```

<xsd:complexType name="CT_GeoLocations">
  <xsd:sequence>
    <xsd:element name="geoLocation" type="CT_GeoLocation" minOccurs="0" maxOccurs="1"/>
  </xsd:sequence>
</xsd:complexType>

```

See section [5.22](#) for the full W3C XML Schema ([XMLSCHEMA1/2] section 2.1).

### 2.24.3.51 CT\_GeoParentEntitiesQuery

*Target namespace:* <http://schemas.microsoft.com/office/drawing/2014/chartex>

*Referenced by:* [CT\\_GeoParentEntitiesQueryResult](#)

A complex type [<417>](#) that specifies a geographical parent lineage query.

*Attributes:*

**entityId:** A string ([\[XMLSCHEMA2/2\]](#) section 3.2.1) attribute that specifies the geographical entity for this query. The value of this attribute uniquely identifies a geographical entity.

The following W3C XML Schema ([\[XMLSCHEMA1/2\]](#) section 2.1) fragment specifies the contents of this complex type.

```

<xsd:complexType name="CT_GeoParentEntitiesQuery">
  <xsd:attribute name="entityId" type="xsd:string" use="required"/>
</xsd:complexType>

```

See section [5.22](#) for the full W3C XML Schema ([XMLSCHEMA1/2] section 2.1).

### 2.24.3.52 CT\_GeoParentEntitiesQueryResult

*Target namespace:* <http://schemas.microsoft.com/office/drawing/2014/chartex>

*Referenced by:* [CT\\_GeoParentEntitiesQueryResults](#)

A complex type<418> that specifies a geographical parent lineage query and results.

*Child Elements:*

**geoParentEntitiesQuery:** A [CT\\_GeoParentEntitiesQuery](#) element that specifies the query to obtain the geographical parent of a geographical entity.

**geoEntity:** A [CT\\_GeoEntity](#) element that specifies the query result containing information about the geographical entity from the query.

**geoParentEntity:** A [CT\\_GeoParentEntity](#) element that specifies the query result containing the parent of the geographical entity from the query. The parent is another geographical entity.

The following W3C XML Schema ([\[XMLSCHEMA1/2\]](#) section 2.1) fragment specifies the contents of this complex type.

```
<xsd:complexType name="CT_GeoParentEntitiesQueryResult">
  <xsd:sequence>
    <xsd:element name="geoParentEntitiesQuery" type="CT_GeoParentEntitiesQuery" minOccurs="1"
maxOccurs="1"/>
    <xsd:element name="geoEntity" type="CT_GeoEntity" minOccurs="0" maxOccurs="1"/>
    <xsd:element name="geoParentEntity" type="CT_GeoParentEntity" minOccurs="0"
maxOccurs="1"/>
  </xsd:sequence>
</xsd:complexType>
```

See section [5.22](#) for the full W3C XML Schema ([\[XMLSCHEMA1/2\]](#) section 2.1).

### 2.24.3.53 CT\_GeoParentEntitiesQueryResults

*Target namespace:* <http://schemas.microsoft.com/office/drawing/2014/chartex>

*Referenced by:* [CT\\_Clear](#)

A complex type<419> that specifies the geographical parent lineage queries and results for a geospatial series.

*Child Elements:*

**geoParentEntitiesQueryResult:** A [CT\\_GeoParentEntitiesQueryResult](#) element that specifies a geographical parent lineage query and result.

The following W3C XML Schema ([\[XMLSCHEMA1/2\]](#) section 2.1) fragment specifies the contents of this complex type.

```
<xsd:complexType name="CT_GeoParentEntitiesQueryResults">
  <xsd:sequence>
    <xsd:element name="geoParentEntitiesQueryResult" type="CT_GeoParentEntitiesQueryResult"
minOccurs="0" maxOccurs="unbounded"/>
  </xsd:sequence>
</xsd:complexType>
```

See section [5.22](#) for the full W3C XML Schema ([\[XMLSCHEMA1/2\]](#) section 2.1).

### 2.24.3.54 CT\_GeoParentEntity

*Target namespace:* <http://schemas.microsoft.com/office/drawing/2014/chartex>

*Referenced by:* [CT\\_GeoParentEntitiesQueryResult](#)

A complex type [<420>](#) that specifies a parent geographical entity in the geographical hierarchy.

*Attributes:*

**entityId:** A string ([\[XMLSCHEMA2/2\]](#) section 3.2.1) attribute that specifies the geographical entity identifier of the geographical entity. The value of this attribute uniquely identifies the geographical entity.

The following W3C XML Schema ([\[XMLSCHEMA1/2\]](#) section 2.1) fragment specifies the contents of this complex type.

```
<xsd:complexType name="CT_GeoParentEntity">
  <xsd:attribute name="entityId" type="xsd:string" use="required"/>
</xsd:complexType>
```

See section [5.22](#) for the full W3C XML Schema ([\[XMLSCHEMA1/2\]](#) section 2.1).

### 2.24.3.55 CT\_GeoPolygon

*Target namespace:* <http://schemas.microsoft.com/office/drawing/2014/chartex>

*Referenced by:* [CT\\_GeoPolygons](#)

A complex type [<421>](#) that specifies a single polygon in the composition of the returned geographic polygon.

*Attributes:*

**polygonId:** A string ([\[XMLSCHEMA2/2\]](#) section 3.2.1) attribute [<422>](#) that specifies the identification of a polygon in the composition of the returned geographic polygon.

**numPoints:** An integer ([\[XMLSCHEMA2/2\]](#) section 3.2.1) attribute [<423>](#) that specifies the number of latitude and longitude pairs composing a polygon in the composition of the returned geographic polygon.

**pcaRings:** A string ([\[XMLSCHEMA2/2\]](#) section 3.2.1) attribute [<424>](#) that specifies a set of latitude and longitude pairs, compressed using Bing Point Compression Algorithm (<https://msdn.microsoft.com/en-us/library/jj158958.aspx>), that specifies a polygon in the composition of the returned geographic polygon.

The following W3C XML Schema ([\[XMLSCHEMA1/2\]](#) section 2.1) fragment specifies the contents of this complex type.

```
<xsd:complexType name="CT_GeoPolygon">
  <xsd:attribute name="polygonId" type="xsd:string" use="required"/>
  <xsd:attribute name="numPoints" type="xsd:integer" use="required"/>
  <xsd:attribute name="pcaRings" type="xsd:string" use="required"/>
</xsd:complexType>
```

See section [5.22](#) for the full W3C XML Schema ([\[XMLSCHEMA1/2\]](#) section 2.1).

### 2.24.3.56 CT\_GeoPolygons

*Target namespace:* <http://schemas.microsoft.com/office/drawing/2014/chartex>

*Referenced by:* [CT\\_GeoData](#)

A complex type<425> that specifies the set of polygons composing the returned geographical polygon.

*Child Elements:*

**geoPolygon:** A [CT\\_GeoPolygon](#) element<426> that specifies a single polygon in the composition of the returned geographic polygon.

The following W3C XML Schema ([\[XMLSCHEMA1/2\]](#) section 2.1) fragment specifies the contents of this complex type.

```
<xsd:complexType name="CT_GeoPolygons">
  <xsd:sequence>
    <xsd:element name="geoPolygon" type="CT_GeoPolygon" minOccurs="0" maxOccurs="unbounded"/>
  </xsd:sequence>
</xsd:complexType>
```

See section [5.22](#) for the full W3C XML Schema ([\[XMLSCHEMA1/2\]](#) section 2.1).

### 2.24.3.57 CT\_Gridlines

*Target namespace:* <http://schemas.microsoft.com/office/drawing/2014/chartex>

*Referenced by:* [CT\\_Axis](#)

A complex type<427> that specifies gridlines.

*Child Elements:*

**spPr:** A **CT\_ShapeProperties** element ([\[ISO/IEC29500-4:2016\]](#) section A.4.1) element<428> that specifies the OfficeArt shape properties for the gridlines.

**extLst:** A [CT\\_ExtensionList](#) element<429> that specifies an extensibility container.

The following W3C XML Schema ([\[XMLSCHEMA1/2\]](#) section 2.1) fragment specifies the contents of this complex type.

```
<xsd:complexType name="CT_Gridlines">
  <xsd:sequence>
    <xsd:element name="spPr" type="a:CT_ShapeProperties" minOccurs="0" maxOccurs="1"/>
    <xsd:element name="extLst" type="CT_ExtensionList" minOccurs="0" maxOccurs="1"/>
  </xsd:sequence>
</xsd:complexType>
```

See section [5.22](#) for the full W3C XML Schema ([\[XMLSCHEMA1/2\]](#) section 2.1).

### 2.24.3.58 CT\_HeaderFooter

*Target namespace:* <http://schemas.microsoft.com/office/drawing/2014/chartex>

*Referenced by:* [CT\\_PrintSettings](#)

A complex type<430> that specifies page header and footer settings.

#### Child Elements:

**oddHeader:** A **string** ([XMLSCHEMA2/2] section 3.2.1) element<431> that specifies the odd page header string.

**oddFooter:** A **string** ([XMLSCHEMA2/2] section 3.2.1) element<432> that specifies the odd page footer string.

**evenHeader:** A **string** ([XMLSCHEMA2/2] section 3.2.1) element<433> that specifies the even page header string.

**evenFooter:** A **string** ([XMLSCHEMA2/2] section 3.2.1) element<434> that specifies the even page footer string.

**firstHeader:** A **string** ([XMLSCHEMA2/2] section 3.2.1) element<435> that specifies first page header string.

**firstFooter:** A **string** ([XMLSCHEMA2/2] section 3.2.1) element<436> that specifies the first page footer string.

#### Attributes:

**alignWithMargins:** A Boolean ([XMLSCHEMA2/2] section 3.2.2) attribute<437> that specifies whether to align the header and footer margins with the page margins.

**differentOddEven:** A Boolean ([XMLSCHEMA2/2] section 3.2.2) attribute<438> that specifies whether there are odd and even page headers and footers.

**differentFirst:** A Boolean ([XMLSCHEMA2/2] section 3.2.2) attribute<439> that specifies whether there is a first page header and footer.

The following W3C XML Schema ([XMLSCHEMA1/2] section 2.1) fragment specifies the contents of this complex type.

```
<xsd:complexType name="CT_HeaderFooter">
  <xsd:sequence>
    <xsd:element name="oddHeader" type="xsd:string" minOccurs="0" maxOccurs="1"/>
    <xsd:element name="oddFooter" type="xsd:string" minOccurs="0" maxOccurs="1"/>
    <xsd:element name="evenHeader" type="xsd:string" minOccurs="0" maxOccurs="1"/>
    <xsd:element name="evenFooter" type="xsd:string" minOccurs="0" maxOccurs="1"/>
    <xsd:element name="firstHeader" type="xsd:string" minOccurs="0" maxOccurs="1"/>
    <xsd:element name="firstFooter" type="xsd:string" minOccurs="0" maxOccurs="1"/>
  </xsd:sequence>
  <xsd:attribute name="alignWithMargins" type="xsd:boolean" use="optional" default="true"/>
  <xsd:attribute name="differentOddEven" type="xsd:boolean" use="optional" default="false"/>
  <xsd:attribute name="differentFirst" type="xsd:boolean" use="optional" default="false"/>
</xsd:complexType>
```

See section [5.22](#) for the full W3C XML Schema ([XMLSCHEMA1/2] section 2.1).

### 2.24.3.59 CT\_Legend

*Target namespace:* <http://schemas.microsoft.com/office/drawing/2014/chartex>

*Referenced by:* [CT\\_Chart](#)

A complex type<440> that specifies a chart legend.

#### Child Elements:

**spPr:** A **CT\_ShapeProperties** ([ISO/IEC29500-1:2016] section A.4.1) element<441> that specifies OfficeArt shape properties for the legend.

**txPr:** A **CT\_TextBody** element ([ISO/IEC29500-1:2016] section A.4.1) element<442> that specifies OfficeArt text properties for the legend as a single paragraph with no text runs. Any runs in the first paragraph and paragraphs in addition to the first are ignored.

**extLst:** A **CT\_ExtensionList** element<443> that specifies an extensibility container.

*Attributes:*

**pos:** An **ST\_SidePos** attribute<444> that specifies the side position of the legend.

**align:** An **ST\_PosAlign** attribute<445> that specifies the legend alignment along the side position.

**overlay:** A boolean ([XMLSCHEMA2/2] section 3.2.2) attribute<446> that specifies whether to overlay the legend on the chart.

The following W3C XML Schema ([XMLSCHEMA1/2] section 2.1) fragment specifies the contents of this complex type.

```
<xsd:complexType name="CT_Legend">
  <xsd:sequence>
    <xsd:element name="spPr" type="a:CT_ShapeProperties" minOccurs="0" maxOccurs="1"/>
    <xsd:element name="txPr" type="a:CT_TextBody" minOccurs="0" maxOccurs="1"/>
    <xsd:element name="extLst" type="CT_ExtensionList" minOccurs="0" maxOccurs="1"/>
  </xsd:sequence>
  <xsd:attribute name="pos" type="ST_SidePos" use="optional" default="r"/>
  <xsd:attribute name="align" type="ST_PosAlign" use="optional" default="ctr"/>
  <xsd:attribute name="overlay" type="xsd:boolean" use="optional" default="0"/>
</xsd:complexType>
```

See section [5.22](#) for the full W3C XML Schema ([XMLSCHEMA1/2] section 2.1).

### 2.24.3.60 CT\_NumberColorPosition

*Target namespace:* <http://schemas.microsoft.com/office/drawing/2014/chartex>

*Referenced by:* [CT\\_ValueColorEndPosition](#), [CT\\_ValueColorMiddlePosition](#)

A complex type<447> that specifies a color position at a fixed data value, for composing a gradient expressing a range of data values as colors.

*Attributes:*

**val:** A double ([XMLSCHEMA2/2] section 3.2.5) attribute<448> that specifies the data value of the color position.

The following W3C XML Schema ([XMLSCHEMA1/2] section 2.1) fragment specifies the contents of this complex type.

```
<xsd:complexType name="CT_NumberColorPosition">
  <xsd:attribute name="val" type="xsd:double" use="required"/>
</xsd:complexType>
```

See section [5.22](#) for the full W3C XML Schema ([XMLSCHEMA1/2] section 2.1).

### 2.24.3.61 CT\_NumberFormat

*Target namespace:* <http://schemas.microsoft.com/office/drawing/2014/chartex>

*Referenced by:* [CT\\_Axis](#), [CT\\_DataLabel](#), [CT\\_DataLabels](#)

A complex type [<449>](#) that specifies custom number formatting.

*Attributes:*

**formatCode:** A string ([\[XMLSCHEMA2/2\]](#) section 3.2.1) attribute [<450>](#) that specifies the custom formatting information.

**sourceLinked:** A **boolean** ([\[XMLSCHEMA2/2\]](#) section 3.2.2) attribute [<451>](#) that specifies the format linked to the source data.

The following W3C XML Schema ([\[XMLSCHEMA1/2\]](#) section 2.1) fragment specifies the contents of this complex type.

```
<xsd:complexType name="CT_NumberFormat">
  <xsd:attribute name="FormatCode" type="xsd:string" use="required"/>
  <xsd:attribute name="sourceLinked" type="xsd:boolean" use="optional"/>
</xsd:complexType>
```

See section [5.22](#) for the full W3C XML Schema ([\[XMLSCHEMA1/2\]](#) section 2.1).

### 2.24.3.62 CT\_NumericDimension

*Target namespace:* <http://schemas.microsoft.com/office/drawing/2014/chartex>

*Referenced by:* [CT\\_Data](#)

A complex type [<452>](#) that specifies numeric dimension data.

*Child Elements:*

**f:** A [CT\\_Formula](#) element [<453>](#) that specifies the data reference.

**nf:** A [CT\\_Formula](#) element that specifies dimension name reference.

**lvl:** A [CT\\_NumericLevel](#) element [<454>](#) that specifies the optional cached data.

**lvl:** A [CT\\_NumericLevel](#) element [<455>](#) that specifies the literal data.

*Attributes:*

**type:** An [ST\\_NumericDimensionType](#) attribute [<456>](#) that specifies the dimension data type.

The following W3C XML Schema ([\[XMLSCHEMA1/2\]](#) section 2.1) fragment specifies the contents of this complex type.

```
<xsd:complexType name="CT_NumericDimension">
  <xsd:choice minOccurs="1" maxOccurs="1">
    <xsd:sequence>
      <xsd:element name="f" type="CT_Formula" minOccurs="1" maxOccurs="1"/>
      <xsd:element name="nf" type="CT_Formula" minOccurs="0" maxOccurs="1"/>
      <xsd:element name="lvl" type="CT_NumericLevel" minOccurs="0" maxOccurs="unbounded"/>
    </xsd:sequence>
    <xsd:element name="lvl" type="CT_NumericLevel" minOccurs="1" maxOccurs="unbounded"/>
  </xsd:choice>
  <xsd:attribute name="type" type="ST_NumericDimensionType" use="required"/>
</xsd:complexType>
```



</xsd:complexType>

See section [5.22](#) for the full W3C XML Schema ([XMLSCHEMA1/2] section 2.1).

### 2.24.3.63 CT\_NumericLevel

*Target namespace:* <http://schemas.microsoft.com/office/drawing/2014/chartex>

*Referenced by:* [CT\\_NumericDimension](#)

A complex type<[457](#)> that specifies one level of dimension data.

*Child Elements:*

**pt:** A [CT\\_NumericValue](#) element<[458](#)> that specifies the data values.

*Attributes:*

**ptCount:** An **unsignedInt** ([\[XMLSCHEMA2/2\]](#) section 3.3.22) attribute<[459](#)> that specifies the number of data values.

**formatCode:** A string ([\[XMLSCHEMA2/2\]](#) section 3.2.1) attribute<[460](#)> that specifies any custom formatting information.

**name:** A string ([\[XMLSCHEMA2/2\]](#) section 3.2.1) attribute that specifies the name of the level of dimension data.

The following W3C XML Schema ([\[XMLSCHEMA1/2\]](#) section 2.1) fragment specifies the contents of this complex type.

```
<xsd:complexType name="CT_NumericLevel">
  <xsd:sequence>
    <xsd:element name="pt" type="CT_NumericValue" minOccurs="0" maxOccurs="unbounded"/>
  </xsd:sequence>
  <xsd:attribute name="ptCount" type="xsd:unsignedInt" use="required"/>
  <xsd:attribute name="formatCode" type="xsd:string" use="optional"/>
  <xsd:attribute name="name" type="xsd:string" use="optional"/>
</xsd:complexType>
```

See section [5.22](#) for the full W3C XML Schema ([XMLSCHEMA1/2] section 2.1).

### 2.24.3.64 CT\_NumericValue

*Target namespace:* <http://schemas.microsoft.com/office/drawing/2014/chartex>

*Referenced by:* [CT\\_NumericLevel](#)

A complex type<[461](#)> that specifies a numeric data value.

*Attributes:*

**idx:** An **unsignedInt** ([\[XMLSCHEMA2/2\]](#) section 3.3.22) attribute<[462](#)> that specifies the index of this data value.

The following W3C XML Schema ([\[XMLSCHEMA1/2\]](#) section 2.1) fragment specifies the contents of this complex type.

```
<xsd:complexType name="CT_NumericValue">
```

```

<xsd:simpleContent>
  <xsd:extension base="xsd:double">
    <xsd:attribute name="idx" type="xsd:unsignedInt" use="required"/>
  </xsd:extension>
</xsd:simpleContent>
</xsd:complexType>

```

See section [5.22](#) for the full W3C XML Schema ([XMLSCHEMA1/2] section 2.1).

### 2.24.3.65 CT\_PageMargins

*Target namespace:* <http://schemas.microsoft.com/office/drawing/2014/chartex>

*Referenced by:* [CT\\_PrintSettings](#)

A complex type [<463>](#) that specifies page margin settings.

*Attributes:*

**l:** A **double** ([XMLSCHEMA2/2] section 3.2.5) attribute [<464>](#) that specifies the left page margin in inches.

**r:** A **double** ([XMLSCHEMA2/2] section 3.2.5) attribute [<465>](#) that specifies the right page margin in inches.

**t:** A **double** ([XMLSCHEMA2/2] section 3.2.5) attribute [<466>](#) that specifies the top page margin in inches.

**b:** A **double** ([XMLSCHEMA2/2] section 3.2.5) attribute [<467>](#) that specifies the bottom page margin in inches.

**header:** A **double** ([XMLSCHEMA2/2] section 3.2.5) attribute [<468>](#) that specifies the header page margin in inches.

**footer:** A **double** ([XMLSCHEMA2/2] section 3.2.5) attribute [<469>](#) that specifies the footer page margin in inches.

The following W3C XML Schema ([XMLSCHEMA1/2] section 2.1) fragment specifies the contents of this complex type.

```

<xsd:complexType name="CT_PageMargins">
  <xsd:attribute name="l" type="xsd:double" use="required"/>
  <xsd:attribute name="r" type="xsd:double" use="required"/>
  <xsd:attribute name="t" type="xsd:double" use="required"/>
  <xsd:attribute name="b" type="xsd:double" use="required"/>
  <xsd:attribute name="header" type="xsd:double" use="required"/>
  <xsd:attribute name="footer" type="xsd:double" use="required"/>
</xsd:complexType>

```

See section [5.22](#) for the full W3C XML Schema ([XMLSCHEMA1/2] section 2.1).

### 2.24.3.66 CT\_PageSetup

*Target namespace:* <http://schemas.microsoft.com/office/drawing/2014/chartex>

*Referenced by:* [CT\\_PrintSettings](#)

A complex type [<470>](#) that specifies page setup settings.

*Attributes:*

**paperSize:** An **unsignedInt** ([XMLSCHEMA2/2] section 3.3.22) attribute <471> that specifies the paper size as defined by Windows.

**firstPageNumber:** An **unsignedInt** ([XMLSCHEMA2/2] section 3.3.22) attribute <472> that specifies the page number for the first printed page.

**orientation:** An [ST\\_PageOrientation](#) attribute <473> that specifies the page orientation.

**blackAndWhite:** A Boolean ([XMLSCHEMA2/2] section 3.2.2) attribute <474> that specifies whether to print in black and white (true) or in color (false).

**draft:** A Boolean ([XMLSCHEMA2/2] section 3.2.2) attribute <475> that specifies whether to print without including graphics (true), or print with graphics (false).

**useFirstPageNumber:** A Boolean ([XMLSCHEMA2/2] section 3.2.2) attribute <476> that specifies whether to use **firstPageNumber** and do not auto number (true), or start auto-numbering on the first page (false).

**horizontalDpi:** An **int** ([XMLSCHEMA2/2] section 3.3.17) attribute <477> that specifies the horizontal print resolution of the device in dots per inch.

**verticalDpi:** An **int** ([XMLSCHEMA2/2] section 3.3.17) attribute <478> that specifies the vertical print resolution of the device in dots per inch.

**copies:** An **unsignedInt** ([XMLSCHEMA2/2] section 3.3.22) attribute <479> that specifies the number of copies.

The following W3C XML Schema ([XMLSCHEMA1/2] section 2.1) fragment specifies the contents of this complex type.

```
<xsd:complexType name="CT_PageSetup">
  <xsd:attribute name="paperSize" type="xsd:unsignedInt" use="optional" default="1"/>
  <xsd:attribute name="firstPageNumber" type="xsd:unsignedInt" use="optional" default="1"/>
  <xsd:attribute name="orientation" type="ST_PageOrientation" use="optional"
  default="default"/>
  <xsd:attribute name="blackAndWhite" type="xsd:boolean" use="optional" default="false"/>
  <xsd:attribute name="draft" type="xsd:boolean" use="optional" default="false"/>
  <xsd:attribute name="useFirstPageNumber" type="xsd:boolean" use="optional"
  default="false"/>
  <xsd:attribute name="horizontalDpi" type="xsd:int" use="optional" default="600"/>
  <xsd:attribute name="verticalDpi" type="xsd:int" use="optional" default="600"/>
  <xsd:attribute name="copies" type="xsd:unsignedInt" use="optional" default="1"/>
</xsd:complexType>
```

See section [5.22](#) for the full W3C XML Schema ([XMLSCHEMA1/2] section 2.1).

### 2.24.3.67 CT\_ParentLabelLayout

*Target namespace:* <http://schemas.microsoft.com/office/drawing/2014/chartex>

*Referenced by:* [CT\\_SeriesLayoutProperties](#)

A complex type <480> that specifies the layout type for the parent labels.

*Attributes:*

**val:** An [ST\\_ParentLabelLayout](#) attribute <481> that specifies the layout type for the parent labels.

The following W3C XML Schema ([\[XMLSCHEMA1/2\]](#) section 2.1) fragment specifies the contents of this complex type.

```
<xsd:complexType name="CT_ParentLabelLayout">
  <xsd:attribute name="val" type="ST_ParentLabelLayout" use="required"/>
</xsd:complexType>
```

See section [5.22](#) for the full W3C XML Schema ([\[XMLSCHEMA1/2\]](#) section 2.1).

### 2.24.3.68 CT\_PercentageColorPosition

*Target namespace:* <http://schemas.microsoft.com/office/drawing/2014/chartex>

*Referenced by:* [CT\\_ValueColorEndPosition](#), [CT\\_ValueColorMiddlePosition](#)

A complex type [<482>](#) that specifies a color position at a fixed percentage value, for composing a gradient expressing a range of data values as colors.

*Attributes:*

**val:** A double ([\[XMLSCHEMA2/2\]](#) section 3.2.5) attribute [<483>](#) that specifies the percentage value.

The following W3C XML Schema ([\[XMLSCHEMA1/2\]](#) section 2.1) fragment specifies the contents of this complex type.

```
<xsd:complexType name="CT_PercentageColorPosition">
  <xsd:attribute name="val" type="xsd:double" use="required"/>
</xsd:complexType>
```

See section [5.22](#) for the full W3C XML Schema ([\[XMLSCHEMA1/2\]](#) section 2.1).

### 2.24.3.69 CT\_PlotArea

*Target namespace:* <http://schemas.microsoft.com/office/drawing/2014/chartex>

*Referenced by:* [CT\\_Chart](#)

A complex type [<484>](#) that specifies the plot area layout and formatting.

*Child Elements:*

**plotAreaRegion:** A [CT\\_PlotAreaRegion](#) element [<485>](#) that specifies the region of plot area that can contain one or more series.

**axis:** A [CT\\_Axis](#) element [<486>](#) that specifies the axes used for the plot area.

**spPr:** A [CT\\_ShapeProperties](#) ([\[ISO/IEC29500-1:2016\]](#) section A.4.1) element [<487>](#) that specifies OfficeArt shape properties for the plot area.

**extLst:** A [CT\\_ExtensionList](#) element [<488>](#) that specifies an extensibility container.

The following W3C XML Schema ([\[XMLSCHEMA1/2\]](#) section 2.1) fragment specifies the contents of this complex type.

```
<xsd:complexType name="CT_PlotArea">
  <xsd:sequence>
    <xsd:element name="plotAreaRegion" type="CT_PlotAreaRegion" minOccurs="1" maxOccurs="1"/>
    <xsd:element name="axis" type="CT_Axis" minOccurs="0" maxOccurs="unbounded"/>
  </xsd:sequence>
</xsd:complexType>
```

```

    <xsd:element name="spPr" type="a:CT_ShapeProperties" minOccurs="0" maxOccurs="1"/>
    <xsd:element name="extLst" type="CT_ExtensionList" minOccurs="0" maxOccurs="1"/>
  </xsd:sequence>
</xsd:complexType>

```

See section [5.22](#) for the full W3C XML Schema ([XMLSCHEMA1/2] section 2.1).

### 2.24.3.70 CT\_PlotAreaRegion

*Target namespace:* <http://schemas.microsoft.com/office/drawing/2014/chartex>

*Referenced by:* [CT\\_PlotArea](#)

A complex type<[489](#)> that specifies a plot area region. The plot area region contains the series that is plotted within it.

*Child Elements:*

**plotSurface:** A [CT\\_PlotSurface](#) element<[490](#)> that specifies the canvas on which the series is plotted.

**series:** A [CT\\_Series](#) element<[491](#)> that specifies the series for this region of the chart.

**extLst:** A [CT\\_ExtensionList](#) element<[492](#)> that specifies an extensibility container.

The following W3C XML Schema ([XMLSCHEMA1/2] section 2.1) fragment specifies the contents of this complex type.

```

<xsd:complexType name="CT_PlotAreaRegion">
  <xsd:sequence>
    <xsd:element name="plotSurface" type="CT_PlotSurface" minOccurs="0" maxOccurs="1"/>
    <xsd:element name="series" type="CT_Series" minOccurs="0" maxOccurs="unbounded"/>
    <xsd:element name="extLst" type="CT_ExtensionList" minOccurs="0" maxOccurs="1"/>
  </xsd:sequence>
</xsd:complexType>

```

See section [5.22](#) for the full W3C XML Schema ([XMLSCHEMA1/2] section 2.1).

### 2.24.3.71 CT\_PlotSurface

*Target namespace:* <http://schemas.microsoft.com/office/drawing/2014/chartex>

*Referenced by:* [CT\\_PlotAreaRegion](#)

A complex type<[493](#)> that specifies the canvas on which the series are plotted.

*Child Elements:*

**spPr:** A [CT\\_ShapeProperties](#) element ([ISO/IEC29500-4:2016] section A.4.1) element<[494](#)> that specifies the OfficeArt shape properties for the plot surface.

**extLst:** A [CT\\_ExtensionList](#) element<[495](#)> that specifies an extensibility container.

The following W3C XML Schema ([XMLSCHEMA1/2] section 2.1) fragment specifies the contents of this complex type.

```

<xsd:complexType name="CT_PlotSurface">
  <xsd:sequence>

```

```

    <xsd:element name="spPr" type="a:CT_ShapeProperties" minOccurs="0" maxOccurs="1"/>
    <xsd:element name="extLst" type="CT_ExtensionList" minOccurs="0" maxOccurs="1"/>
  </xsd:sequence>
</xsd:complexType>

```

See section [5.22](#) for the full W3C XML Schema ([XMLSCHEMA1/2] section 2.1).

### 2.24.3.72 CT\_PrintSettings

*Target namespace:* <http://schemas.microsoft.com/office/drawing/2014/chartex>

*Referenced by:* [CT\\_ChartSpace](#)

A complex type [<496>](#) that specifies print settings.

*Child Elements:*

**headerFooter:** A [CT\\_HeaderFooter](#) element [<497>](#) that specifies the header and footer settings.

**pageMargins:** A [CT\\_PageMargins](#) element [<498>](#) that specifies the page margins settings.

**pageSetup:** A [CT\\_PageSetup](#) element [<499>](#) that specifies the page setup settings.

The following W3C XML Schema ([XMLSCHEMA1/2] section 2.1) fragment specifies the contents of this complex type.

```

<xsd:complexType name="CT_PrintSettings">
  <xsd:sequence>
    <xsd:element name="headerFooter" type="CT_HeaderFooter" minOccurs="0" maxOccurs="1"/>
    <xsd:element name="pageMargins" type="CT_PageMargins" minOccurs="0" maxOccurs="1"/>
    <xsd:element name="pageSetup" type="CT_PageSetup" minOccurs="0" maxOccurs="1"/>
  </xsd:sequence>
</xsd:complexType>

```

See section [5.22](#) for the full W3C XML Schema ([XMLSCHEMA1/2] section 2.1).

### 2.24.3.73 CT\_RegionLabelLayout

*Target namespace:* <http://schemas.microsoft.com/office/drawing/2014/chartex>

*Referenced by:* [CT\\_SeriesLayoutProperties](#)

A complex type [<500>](#) that specifies the layout type for region labels of a geospatial series.

*Attributes:*

**val:** An [ST\\_RegionLabelLayout](#) attribute [<501>](#) that specifies the layout type for region labels of a geospatial series.

The following W3C XML Schema ([XMLSCHEMA1/2] section 2.1) fragment specifies the contents of this complex type.

```

<xsd:complexType name="CT_RegionLabelLayout">
  <xsd:attribute name="val" type="ST_RegionLabelLayout" use="required"/>
</xsd:complexType>

```

See section [5.22](#) for the full W3C XML Schema ([XMLSCHEMA1/2] section 2.1).

### 2.24.3.74 CT\_RelId

*Target namespace:* <http://schemas.microsoft.com/office/drawing/2014/chartex>

*Referenced by:* [chart](#)

Defines a relationship identifier.

*Attributes:*

**r:id:** An **ST\_RelationshipId** ([\[ISO/IEC29500-1:2016\]](#) section 22.8.2.1) attribute used to specify the identifier for this ChartEx part. The type of relationship needed is specified by the parent element.

The following W3C XML Schema ([\[XMLSCHEMA1/2\]](#) section 2.1) fragment specifies the contents of this complex type.

```
<xsd:complexType name="CT_RelId">
  <xsd:attribute ref="r:id" use="required"/>
</xsd:complexType>
```

See section [5.22](#) for the full W3C XML Schema ([\[XMLSCHEMA1/2\]](#) section 2.1).

### 2.24.3.75 CT\_Series

*Target namespace:* <http://schemas.microsoft.com/office/drawing/2014/chartex>

*Referenced by:* [CT\\_PlotAreaRegion](#)

A complex type [<502>](#) that specifies chart series layout and data reference information.

*Child Elements:*

**tx:** A [CT\\_Text](#) element [<503>](#) that specifies the series title.

**spPr:** A **CT\_ShapeProperties** element ([\[ISO/IEC29500-4:2016\]](#) section A.4.1) element [<504>](#) that specifies the OfficeArt shape properties for the series.

**valueColors:** A [CT\\_ValueColors](#) element [<505>](#) that specifies the colors used to represent data values as a continuous gradient of colors.

**valueColorPositions:** A [CT\\_ValueColorPositions](#) element [<506>](#) that specifies the data values associated with colors at specific color stops within a continuous gradient of colors representing data values.

**dataPt:** A [CT\\_DataPoint](#) element [<507>](#) that specifies the formatting for an individual data point in the series.

**dataLabels:** A [CT\\_DataLabels](#) element [<508>](#) that specifies the formatting for the data labels on this series.

**dataId:** A [CT\\_DataId](#) element [<509>](#) that specifies the identifier of the data source for this series.

**layoutPr:** A [CT\\_SeriesLayoutProperties](#) element [<510>](#) that specifies the properties of the series layout.

**axisId:** An [ST\\_AxisId](#) element [<511>](#) that specifies the identifier of an axis for this series.

**extLst:** A [CT\\_ExtensionList](#) element [<512>](#) that specifies an extensibility container.

*Attributes:*

**layoutId:** An [ST\\_SeriesLayout](#) attribute<513> that specifies the layout type of this series.

**hidden:** A **boolean** ([\[XMLSCHEMA2/2\]](#) section 3.2.2) attribute<514> that specifies whether this series is hidden from layout.

**ownerIdx:** An **unsignedInt** ([\[XMLSCHEMA2/2\]](#) section 3.3.22) attribute<515> that specifies the index of the series that owns this series.

**uniqueId:** A **string** ([\[XMLSCHEMA2/2\]](#) section 3.2.1) attribute<516> that specifies a unique identifier for the series.

**formatIdx:** An **unsignedInt** ([\[XMLSCHEMA2/2\]](#) section 3.3.22) attribute<517> that specifies the index of the format to use for default styling of this series.

The following W3C XML Schema ([\[XMLSCHEMA1/2\]](#) section 2.1) fragment specifies the contents of this complex type.

```
<xsd:complexType name="CT_Series">
  <xsd:sequence>
    <xsd:element name="tx" type="CT_Text" minOccurs="0" maxOccurs="1"/>
    <xsd:element name="spPr" type="a:CT_ShapeProperties" minOccurs="0" maxOccurs="1"/>
    <xsd:element name="valueColors" type="CT_ValueColors" minOccurs="0" maxOccurs="1"/>
    <xsd:element name="valueColorPositions" type="CT_ValueColorPositions" minOccurs="0"
maxOccurs="1"/>
    <xsd:element name="dataPt" type="CT_DataPoint" minOccurs="0" maxOccurs="unbounded"/>
    <xsd:element name="dataLabels" type="CT_DataLabels" minOccurs="0" maxOccurs="1"/>
    <xsd:element name="dataId" type="CT_DataId" minOccurs="0" maxOccurs="1"/>
    <xsd:element name="layoutPr" type="CT_SeriesLayoutProperties" minOccurs="0"
maxOccurs="1"/>
    <xsd:element name="axisId" type="ST_AxisId" minOccurs="0" maxOccurs="unbounded"/>
    <xsd:element name="extLst" type="CT_ExtensionList" minOccurs="0" maxOccurs="1"/>
  </xsd:sequence>
  <xsd:attribute name="layoutId" type="ST_SeriesLayout" use="required"/>
  <xsd:attribute name="hidden" type="xsd:boolean" use="optional" default="0"/>
  <xsd:attribute name="ownerIdx" type="xsd:unsignedInt" use="optional"/>
  <xsd:attribute name="uniqueId" type="xsd:string" use="optional"/>
  <xsd:attribute name="formatIdx" type="xsd:unsignedInt" use="optional"/>
</xsd:complexType>
```

See section [5.22](#) for the full W3C XML Schema ([\[XMLSCHEMA1/2\]](#) section 2.1).

### 2.24.3.76 CT\_SeriesElementVisibilities

*Target namespace:* <http://schemas.microsoft.com/office/drawing/2014/chartex>

*Referenced by:* [CT\\_SeriesLayoutProperties](#)

A complex type<518> that specifies the visibilities of series sub-elements.

*Attributes:*

**connectorLines:** A **boolean** ([\[XMLSCHEMA2/2\]](#) section 3.2.2) attribute<519> that specifies the visibility of connector lines between data points.

**meanLine:** A **boolean** ([\[XMLSCHEMA2/2\]](#) section 3.2.2) attribute<520> that specifies the visibility of the line connecting all mean points.

**meanMarker:** A **boolean** ([\[XMLSCHEMA2/2\]](#) section 3.2.2) attribute<521> that specifies the visibility of markers denoting the mean.

**nonoutliers:** A **boolean** ([\[XMLSCHEMA2/2\]](#) section 3.2.2) attribute<522> that specifies the visibility of non-outlier data points.



**outliers:** A **boolean** ([XMLSCHEMA2/2] section 3.2.2) attribute [<523>](#) that specifies the visibility of outlier data points.

The following W3C XML Schema ([XMLSCHEMA1/2] section 2.1) fragment specifies the contents of this complex type.

```
<xsd:complexType name="CT_SeriesElementVisibilities">
  <xsd:attribute name="connectorLines" type="xsd:boolean" use="optional"/>
  <xsd:attribute name="meanLine" type="xsd:boolean" use="optional"/>
  <xsd:attribute name="meanMarker" type="xsd:boolean" use="optional"/>
  <xsd:attribute name="nonoutliers" type="xsd:boolean" use="optional"/>
  <xsd:attribute name="outliers" type="xsd:boolean" use="optional"/>
</xsd:complexType>
```

See section [5.22](#) for the full W3C XML Schema ([XMLSCHEMA1/2] section 2.1).

### 2.24.3.77 CT\_SeriesLayoutProperties

*Target namespace:* <http://schemas.microsoft.com/office/drawing/2014/chartex>

*Referenced by:* [CT\\_Series](#)

A complex type [<524>](#) that specifies series layout properties.

*Child Elements:*

**parentLabelLayout:** A [CT\\_ParentLabelLayout](#) element [<525>](#) that specifies the layout type for the parent labels.

**regionLabelLayout:** A [CT\\_RegionLabelLayout](#) element [<526>](#) that specifies the layout type for region labels of a geospatial series.

**visibility:** A [CT\\_SeriesElementVisibilities](#) element [<527>](#) that specifies the visibilities of series sub-elements.

**aggregation:** A [CT\\_Aggregation](#) element [<528>](#) that specifies the data aggregation properties for the series.

**binning:** A [CT\\_Binning](#) element [<529>](#) that specifies the data binning properties for the series.

**geography:** A [CT\\_Geography](#) element [<530>](#) that specifies layout properties for a geospatial series.

**statistics:** A [CT\\_Statistics](#) element [<531>](#) that specifies the statistical properties for the series.

**subtotals:** A [CT\\_Subtotals](#) element [<532>](#) that specifies a list of subtotal data points.

**extLst:** A [CT\\_ExtensionList](#) element [<533>](#) that specifies an extensibility container.

The following W3C XML Schema ([XMLSCHEMA1/2] section 2.1) fragment specifies the contents of this complex type.

```
<xsd:complexType name="CT_SeriesLayoutProperties">
  <xsd:sequence>
    <xsd:element name="parentLabelLayout" type="CT_ParentLabelLayout" minOccurs="0"
maxOccurs="1"/>
    <xsd:element name="regionLabelLayout" type="CT_RegionLabelLayout" minOccurs="0"
maxOccurs="1"/>
    <xsd:element name="visibility" type="CT_SeriesElementVisibilities" minOccurs="0"
maxOccurs="1"/>
    <xsd:choice minOccurs="0" maxOccurs="1">
      <xsd:element name="aggregation" type="CT_Aggregation" minOccurs="0" maxOccurs="1"/>
    </xsd:choice>
  </xsd:sequence>
</xsd:complexType>
```

```

    <xsd:element name="binning" type="CT_Binning" minOccurs="0" maxOccurs="1"/>
  </xsd:choice>
  <xsd:element name="geography" type="CT_Geography" minOccurs="0" maxOccurs="1"/>
  <xsd:element name="statistics" type="CT_Statistics" minOccurs="0" maxOccurs="1"/>
  <xsd:element name="subtotals" type="CT_Subtotals" minOccurs="0" maxOccurs="1"/>
  <xsd:element name="extLst" type="CT_ExtensionList" minOccurs="0" maxOccurs="1"/>
</xsd:sequence>
</xsd:complexType>

```

See section [5.22](#) for the full W3C XML Schema ([XMLSCHEMA1/2] section 2.1).

### 2.24.3.78 CT\_Statistics

*Target namespace:* <http://schemas.microsoft.com/office/drawing/2014/chartex>

*Referenced by:* [CT\\_SeriesLayoutProperties](#)

A complex type [<534>](#) that specifies statistical properties.

*Attributes:*

**quartileMethod:** An [ST\\_QuartileMethod](#) attribute [<535>](#) that specifies the quartile calculation method.

The following W3C XML Schema ([\[XMLSCHEMA1/2\]](#) section 2.1) fragment specifies the contents of this complex type.

```

<xsd:complexType name="CT_Statistics">
  <xsd:attribute name="quartileMethod" type="ST_QuartileMethod" use="optional"/>
</xsd:complexType>

```

See section [5.22](#) for the full W3C XML Schema ([XMLSCHEMA1/2] section 2.1).

### 2.24.3.79 CT\_StringDimension

*Target namespace:* <http://schemas.microsoft.com/office/drawing/2014/chartex>

*Referenced by:* [CT\\_Data](#)

A complex type [<536>](#) that specifies string dimension data.

*Child Elements:*

**f:** A [CT\\_Formula](#) element [<537>](#) that specifies the data reference.

**nf:** A [CT\\_Formula](#) element that specifies the dimension name reference.

**lvl:** A [CT\\_StringLevel](#) element [<538>](#) that specifies the optional cached data.

**lvl:** A [CT\\_StringLevel](#) element [<539>](#) that specifies the literal data.

*Attributes:*

**type:** An [ST\\_StringDimensionType](#) attribute [<540>](#) that specifies the dimension data type.

The following W3C XML Schema ([\[XMLSCHEMA1/2\]](#) section 2.1) fragment specifies the contents of this complex type.

```

<xsd:complexType name="CT_StringDimension">
  <xsd:choice minOccurs="1" maxOccurs="1">
    <xsd:sequence>
      <xsd:element name="f" type="CT_Formula" minOccurs="1" maxOccurs="1"/>
      <xsd:element name="nf" type="CT_Formula" minOccurs="0" maxOccurs="1"/>
      <xsd:element name="lvl" type="CT_StringLevel" minOccurs="0" maxOccurs="unbounded"/>
    </xsd:sequence>
    <xsd:element name="lvl" type="CT_StringLevel" minOccurs="1" maxOccurs="unbounded"/>
  </xsd:choice>
  <xsd:attribute name="type" type="ST_StringDimensionType" use="required"/>
</xsd:complexType>

```

See section [5.22](#) for the full W3C XML Schema ([XMLSCHEMA1/2] section 2.1).

### 2.24.3.80 CT\_StringLevel

*Target namespace:* <http://schemas.microsoft.com/office/drawing/2014/chartex>

*Referenced by:* [CT\\_StringDimension](#)

A complex type<541> that specifies one level of dimension data.

*Child Elements:*

**pt:** A [CT\\_StringValue](#) element<542> that specifies the data values.

*Attributes:*

**ptCount:** An **unsignedInt** ([XMLSCHEMA2/2] section 3.3.22) attribute<543> that specifies the number of data values.

**name:** A string ([XMLSCHEMA2/2] section 3.2.1) attribute that specifies the name of the level of dimension data.

The following W3C XML Schema ([XMLSCHEMA1/2] section 2.1) fragment specifies the contents of this complex type.

```

<xsd:complexType name="CT_StringLevel">
  <xsd:sequence>
    <xsd:element name="pt" type="CT_StringValue" minOccurs="0" maxOccurs="unbounded"/>
  </xsd:sequence>
  <xsd:attribute name="ptCount" type="xsd:unsignedInt" use="required"/>
  <xsd:attribute name="name" type="xsd:string" use="optional"/>
</xsd:complexType>

```

See section [5.22](#) for the full W3C XML Schema ([XMLSCHEMA1/2] section 2.1).

### 2.24.3.81 CT\_StringValue

*Target namespace:* <http://schemas.microsoft.com/office/drawing/2014/chartex>

*Referenced by:* [CT\\_StringLevel](#)

A complex type<544> that specifies a string data value.

*Attributes:*

**idx:** An **unsignedInt** ([XMLSCHEMA2/2] section 3.3.22) attribute<545> that specifies the index of this data value.

The following W3C XML Schema ([\[XMLSCHEMA1/2\]](#) section 2.1) fragment specifies the contents of this complex type.

```
<xsd:complexType name="CT_StringValue">
  <xsd:simpleContent>
    <xsd:extension base="xsd:string">
      <xsd:attribute name="idx" type="xsd:unsignedInt" use="required"/>
    </xsd:extension>
  </xsd:simpleContent>
</xsd:complexType>
```

See section [5.22](#) for the full W3C XML Schema ([\[XMLSCHEMA1/2\]](#) section 2.1).

### 2.24.3.82 CT\_SubtotalIndex

*Target namespace:* <http://schemas.microsoft.com/office/drawing/2014/chartex>

*Referenced by:* [CT Subtotals](#)

A subtotal data point index.

*Attributes:*

**val:** An **unsignedInt** ([\[XMLSCHEMA2/2\]](#) section 3.3.22) attribute [<546>](#) that specifies the index of a subtotal data point.

The following W3C XML Schema ([\[XMLSCHEMA1/2\]](#) section 2.1) fragment specifies the contents of this complex type.

```
<xsd:complexType name="CT_SubtotalIndex">
  <xsd:attribute name="val" type="xsd:unsignedInt" use="required"/>
</xsd:complexType>
```

See section [5.22](#) for the full W3C XML Schema ([\[XMLSCHEMA1/2\]](#) section 2.1).

### 2.24.3.83 CT\_Subtotals

*Target namespace:* <http://schemas.microsoft.com/office/drawing/2014/chartex>

*Referenced by:* [CT SeriesLayoutProperties](#)

A complex type [<547>](#) that specifies a list of indices of subtotal data points.

*Child Elements:*

**idx:** A [CT SubtotalIndex](#) element [<548>](#) that specifies the index of a subtotal data point.

The following W3C XML Schema ([\[XMLSCHEMA1/2\]](#) section 2.1) fragment specifies the contents of this complex type.

```
<xsd:complexType name="CT_Subtotals">
  <xsd:sequence>
    <xsd:element name="idx" type="CT SubtotalIndex" minOccurs="0" maxOccurs="unbounded"/>
  </xsd:sequence>
</xsd:complexType>
```

See section [5.22](#) for the full W3C XML Schema ([\[XMLSCHEMA1/2\]](#) section 2.1).

### 2.24.3.84 CT\_Text

*Target namespace:* <http://schemas.microsoft.com/office/drawing/2014/chartex>

*Referenced by:* [CT\\_ChartTitle](#), [CT\\_AxisTitle](#), [CT\\_AxisUnitsLabel](#), [CT\\_Series](#)

A complex type<549> that specifies text used on the chart. The text can be represented by data (and the data can itself be represented by a formula), or an OfficeArt TextBody.

*Child Elements:*

**txData:** A [CT\\_TextData](#) element<550> that specifies the text.

**rich:** A [CT\\_TextBody](#) ([ISO/IEC29500-1:2016] section A.4.1) element<551> that specifies literal text and formatting.

The following W3C XML Schema ([XMLSCHEMA1/2] section 2.1) fragment specifies the contents of this complex type.

```
<xsd:complexType name="CT_Text">
  <xsd:sequence>
    <xsd:choice minOccurs="1" maxOccurs="1">
      <xsd:element name="txData" type="CT_TextData" minOccurs="1" maxOccurs="1"/>
      <xsd:element name="rich" type="a:CT_TextBody" minOccurs="1" maxOccurs="1"/>
    </xsd:choice>
  </xsd:sequence>
</xsd:complexType>
```

See section [5.22](#) for the full W3C XML Schema ([XMLSCHEMA1/2] section 2.1).

### 2.24.3.85 CT\_TextData

*Target namespace:* <http://schemas.microsoft.com/office/drawing/2014/chartex>

*Referenced by:* [CT\\_Text](#)

A complex type<552> that specifies text data.

*Child Elements:*

**f:** A [CT\\_Formula](#) element<553> that specifies a data reference.

**v:** A string ([XMLSCHEMA2/2] section 3.2.1) element<554> that specifies the cached text.

**v:** A string ([XMLSCHEMA2/2] section 3.2.1) element<555> that specifies the literal text.

The following W3C XML Schema ([XMLSCHEMA1/2] section 2.1) fragment specifies the contents of this complex type.

```
<xsd:complexType name="CT_TextData">
  <xsd:choice minOccurs="1" maxOccurs="1">
    <xsd:sequence>
      <xsd:element name="f" type="CT_Formula" minOccurs="1" maxOccurs="1"/>
      <xsd:element name="v" type="xsd:string" minOccurs="0" maxOccurs="1"/>
    </xsd:sequence>
    <xsd:element name="v" type="xsd:string" minOccurs="1" maxOccurs="1"/>
  </xsd:choice>
</xsd:complexType>
```

See section [5.22](#) for the full W3C XML Schema ([XMLSCHEMA1/2] section 2.1).

### 2.24.3.86 CT\_TickLabels

*Target namespace:* <http://schemas.microsoft.com/office/drawing/2014/chartex>

*Referenced by:* [CT Axis](#)

A complex type [<556>](#) that specifies tick labels, which describe tick marks (see [CT TickMarks](#)).

*Child Elements:*

**extLst:** A [CT ExtensionList](#) element [<557>](#) that specifies an extensibility container.

The following W3C XML Schema ([\[XMLSCHEMA1/2\]](#) section 2.1) fragment specifies the contents of this complex type.

```
<xsd:complexType name="CT_TickLabels">
  <xsd:sequence>
    <xsd:element name="extLst" type="CT_ExtensionList" minOccurs="0" maxOccurs="1"/>
  </xsd:sequence>
</xsd:complexType>
```

See section [5.22](#) for the full W3C XML Schema ([\[XMLSCHEMA1/2\]](#) section 2.1).

### 2.24.3.87 CT\_TickMarks

*Target namespace:* <http://schemas.microsoft.com/office/drawing/2014/chartex>

*Referenced by:* [CT Axis](#)

A complex type [<558>](#) that specifies axis tick marks. Tick marks indicate intervals on an axis.

*Child Elements:*

**extLst:** A [CT ExtensionList](#) element [<559>](#) that specifies an extensibility container.

*Attributes:*

**type:** An [ST TickMarksType](#) attribute [<560>](#) that specifies the layout type for tick marks.

The following W3C XML Schema ([\[XMLSCHEMA1/2\]](#) section 2.1) fragment specifies the contents of this complex type.

```
<xsd:complexType name="CT_TickMarks">
  <xsd:sequence>
    <xsd:element name="extLst" type="CT_ExtensionList" minOccurs="0" maxOccurs="1"/>
  </xsd:sequence>
  <xsd:attribute name="type" type="ST_TickMarksType" use="optional"/>
</xsd:complexType>
```

See section [5.22](#) for the full W3C XML Schema ([\[XMLSCHEMA1/2\]](#) section 2.1).

### 2.24.3.88 CT\_ValueAxisScaling

*Target namespace:* <http://schemas.microsoft.com/office/drawing/2014/chartex>

*Referenced by:* [CT Axis](#)

A complex type [<561>](#) that specifies value axis scaling properties. For example, given a **max** value of 10, and a **min** value of 0, when **majorUnit** is 5 and **minorUnit** is 1, major ticks will be on unit values 0, 5, and 10, and minor ticks will be on unit values 1, 2, 3, 4, 6, 7, 8, and 9.

*Attributes:*

**max:** An [ST\\_DoubleOrAutomatic](#) attribute [<562>](#) that specifies the maximum value of the scale.

**min:** An [ST\\_DoubleOrAutomatic](#) attribute [<563>](#) that specifies the minimum value of the scale.

**majorUnit:** An [ST\\_ValueAxisUnit](#) attribute [<564>](#) that specifies the unit interval amount for major ticks.

**minorUnit:** An [ST\\_ValueAxisUnit](#) attribute [<565>](#) that specifies the unit interval amount for minor ticks.

The following W3C XML Schema ([\[XMLSCHEMA1/2\]](#) section 2.1) fragment specifies the contents of this complex type.

```
<xsd:complexType name="CT_ValueAxisScaling">
  <xsd:attribute name="max" type="ST_DoubleOrAutomatic" use="optional"/>
  <xsd:attribute name="min" type="ST_DoubleOrAutomatic" use="optional"/>
  <xsd:attribute name="majorUnit" type="ST_ValueAxisUnit" use="optional"/>
  <xsd:attribute name="minorUnit" type="ST_ValueAxisUnit" use="optional"/>
</xsd:complexType>
```

See section [5.22](#) for the full W3C XML Schema ([\[XMLSCHEMA1/2\]](#) section 2.1).

### 2.24.3.89 CT\_ValueColorEndPosition

*Target namespace:* <http://schemas.microsoft.com/office/drawing/2014/chartex>

*Referenced by:* [CT\\_ValueColorPositions](#)

A complex type [<566>](#) that specifies the position of either the minimum or maximum stop of a gradient for representing data values as color.

*Child Elements:*

**extremeValue:** A [CT\\_ExtremeValueColorPosition](#) element [<567>](#) that specifies whether the position is the minimum or maximum stop of the gradient.

**number:** A [CT\\_NumberColorPosition](#) element [<568>](#) that specifies that the position's location on the gradient is determined by a fixed numerical value.

**percent:** A [CT\\_PercentageColorPosition](#) element [<569>](#) that specifies that the position's location on the gradient is determined by a fixed percent value of the data value range represented by the gradient. The minimum percent value is 0, the maximum is 100.

The following W3C XML Schema ([\[XMLSCHEMA1/2\]](#) section 2.1) fragment specifies the contents of this complex type.

```
<xsd:complexType name="CT_ValueColorEndPosition">
  <xsd:choice minOccurs="1" maxOccurs="1">
    <xsd:element name="extremeValue" type="CT_ExtremeValueColorPosition"/>
    <xsd:element name="number" type="CT_NumberColorPosition"/>
    <xsd:element name="percent" type="CT_PercentageColorPosition"/>
  </xsd:choice>
</xsd:complexType>
```

See section [5.22](#) for the full W3C XML Schema ([XMLSCHEMA1/2] section 2.1).

### 2.24.3.90 CT\_ValueColorMiddlePosition

*Target namespace:* <http://schemas.microsoft.com/office/drawing/2014/chartex>

*Referenced by:* [CT\\_ValueColorPositions](#)

A complex type [<570>](#) that specifies the position of the stop of a gradient between the minimum and maximum for representing data values as color.

*Child Elements:*

**number:** A [CT\\_NumberColorPosition](#) element [<571>](#) that specifies that the position's location on the gradient is determined by a fixed numerical value.

**percent:** A [CT\\_PercentageColorPosition](#) element [<572>](#) that specifies that the position's location on the gradient is determined by a fixed percent value of the data value range represented by the gradient. The minimum percent value is 0, the maximum is 100.

The following W3C XML Schema ([\[XMLSCHEMA1/2\]](#) section 2.1) fragment specifies the contents of this complex type.

```
<xsd:complexType name="CT_ValueColorMiddlePosition">
  <xsd:choice minOccurs="1" maxOccurs="1">
    <xsd:element name="number" type="CT_NumberColorPosition"/>
    <xsd:element name="percent" type="CT_PercentageColorPosition"/>
  </xsd:choice>
</xsd:complexType>
```

See section [5.22](#) for the full W3C XML Schema ([XMLSCHEMA1/2] section 2.1).

### 2.24.3.91 CT\_ValueColorPositions

*Target namespace:* <http://schemas.microsoft.com/office/drawing/2014/chartex>

*Referenced by:* [CT\\_Series](#)

A complex type [<573>](#) that specifies the positions of individual stops composing a gradient for representing data values as color.

*Child Elements:*

**min:** A [CT\\_ValueColorEndPosition](#) element [<574>](#) that specifies the position of the lowest data value represented by the gradient. If this element is not specified, it is equal to the lowest value of the data value range.

**mid:** A [CT\\_ValueColorMiddlePosition](#) element [<575>](#) that specifies the position between the lowest and highest data values represented by the gradient. If this element is not specified, it is equal to the midpoint value between the lowest and highest data values represented by the gradient.

**max:** A [CT\\_ValueColorEndPosition](#) element [<576>](#) that specifies the position of the highest data value represented by the gradient. If this element is not specified, it is equal to the highest value of the data value range.

*Attributes:*

**count:** An [ST\\_ValueColorPositionCount](#) attribute [<577>](#) that specifies the number of stops in the gradient. If the value is equal to 2, then the mid element is ignored.



The following W3C XML Schema ([\[XMLSCHEMA1/2\]](#) section 2.1) fragment specifies the contents of this complex type.

```
<xsd:complexType name="CT_ValueColorPositions">
  <xsd:sequence>
    <xsd:element name="min" type="CT_ValueColorEndPosition" minOccurs="0" maxOccurs="1"/>
    <xsd:element name="mid" type="CT_ValueColorMiddlePosition" minOccurs="0" maxOccurs="1"/>
    <xsd:element name="max" type="CT_ValueColorEndPosition" minOccurs="0" maxOccurs="1"/>
  </xsd:sequence>
  <xsd:attribute name="count" type="ST_ValueColorPositionCount" use="optional" default="2"/>
</xsd:complexType>
```

See section [5.22](#) for the full W3C XML Schema ([\[XMLSCHEMA1/2\]](#) section 2.1).

### 2.24.3.92 CT\_ValueColors

*Target namespace:* <http://schemas.microsoft.com/office/drawing/2014/chartex>

*Referenced by:* [CT\\_Series](#)

A complex type [<578>](#) that specifies the color of individual stops composing a gradient for representing data values as color.

*Child Elements:*

**minColor:** A **CT\_SolidColorFillProperties** ([\[ISO/IEC29500-4:2016\]](#) section A.4.1) element [<579>](#) that specifies the color of the lowest position of the gradient.

**midColor:** A **CT\_SolidColorFillProperties** ([\[ISO/IEC29500-4:2016\]](#) section A.4.1) element [<580>](#) that specifies the color of the position between the lowest and highest positions of the gradient.

**maxColor:** A **CT\_SolidColorFillProperties** ([\[ISO/IEC29500-4:2016\]](#) section A.4.1) element [<581>](#) that specifies the color of the highest position of the gradient.

The following W3C XML Schema ([\[XMLSCHEMA1/2\]](#) section 2.1) fragment specifies the contents of this complex type.

```
<xsd:complexType name="CT_ValueColors">
  <xsd:sequence>
    <xsd:element name="minColor" type="a:CT_SolidColorFillProperties" minOccurs="0"
maxOccurs="1"/>
    <xsd:element name="midColor" type="a:CT_SolidColorFillProperties" minOccurs="0"
maxOccurs="1"/>
    <xsd:element name="maxColor" type="a:CT_SolidColorFillProperties" minOccurs="0"
maxOccurs="1"/>
  </xsd:sequence>
</xsd:complexType>
```

See section [5.22](#) for the full W3C XML Schema ([\[XMLSCHEMA1/2\]](#) section 2.1).

## 2.24.4 Simple Types

### 2.24.4.1 ST\_AxisId

*Target namespace:* <http://schemas.microsoft.com/office/drawing/2014/chartex>

*Referenced by:* [CT\\_Axis](#), [CT\\_Series](#)

This simple type [582](#) specifies an axis identifier.

The following W3C XML Schema ([\[XMLSCHEMA1/2\]](#) section 2.1) fragment specifies the contents of this simple type.

```
<xsd:simpleType name="ST_AxisId">  
  <xsd:restriction base="xsd:unsignedInt"/>  
</xsd:simpleType>
```

See section [5.22](#) for the full W3C XML Schema ([\[XMLSCHEMA1/2\]](#) section 2.1).

#### 2.24.4.2 ST\_AxisUnit

*Target namespace:* <http://schemas.microsoft.com/office/drawing/2014/chartex>

*Referenced by:* [CT\\_AxisUnits](#)

This simple type [583](#) specifies the display units for an axis.

Value	Meaning
hundreds	The values on the chart shall be divided by 100.
thousands	The values on the chart shall be divided by 1,000.
tenThousands	The values on the chart shall be divided by 10,000.
hundredThousands	The values on the chart shall be divided by 100,000.
millions	The values on the chart shall be divided by 1,000,000.
tenMillions	The values on the chart shall be divided by 10,000,000.
hundredMillions	The values on the chart shall be divided by 100,000,000.
billions	The values on the chart shall be divided by 1,000,000,000.
trillions	The values on the chart shall be divided by 1,000,000,000,000.
percentage	The values on the chart shall be divided by 0.01.

The following W3C XML Schema ([\[XMLSCHEMA1/2\]](#) section 2.1) fragment specifies the contents of this simple type.

```
<xsd:simpleType name="ST_AxisUnit">  
  <xsd:restriction base="xsd:string">  
    <xsd:enumeration value="hundreds"/>  
    <xsd:enumeration value="thousands"/>  
    <xsd:enumeration value="tenThousands"/>  
    <xsd:enumeration value="hundredThousands"/>  
    <xsd:enumeration value="millions"/>  
    <xsd:enumeration value="tenMillions"/>  
    <xsd:enumeration value="hundredMillions"/>  
    <xsd:enumeration value="billions"/>  
    <xsd:enumeration value="trillions"/>  
    <xsd:enumeration value="percentage"/>  
  </xsd:restriction>  
</xsd:simpleType>
```

See section [5.22](#) for the full W3C XML Schema ([XMLSCHEMA1/2] section 2.1).

### 2.24.4.3 ST\_DataId

*Target namespace:* <http://schemas.microsoft.com/office/drawing/2014/chartex>

*Referenced by:* [CT\\_DataId](#), [CT\\_Data](#)

This simple type [<584>](#) specifies a data identifier. The identifier MUST be unique in a chart's XML file.

The following W3C XML Schema ([\[XMLSCHEMA1/2\]](#) section 2.1) fragment specifies the contents of this simple type.

```
<xsd:simpleType name="ST_DataId">
  <xsd:restriction base="xsd:unsignedInt"/>
</xsd:simpleType>
```

See section [5.22](#) for the full W3C XML Schema ([XMLSCHEMA1/2] section 2.1).

### 2.24.4.4 ST\_DataLabelPos

*Target namespace:* <http://schemas.microsoft.com/office/drawing/2014/chartex>

*Referenced by:* [CT\\_DataLabel](#), [CT\\_DataLabels](#)

This simple type [<585>](#) specifies data label position options. Possible values are described in the following table.

Value	Meaning
bestFit	(Best Fit) Specifies that data labels shall be displayed in the best position.
b	(Bottom) Specifies that data labels shall be displayed below the data marker.
ctr	(Center) Specifies that data labels shall be displayed centered on the data marker.
inBase	(Inside Base) Specifies that data labels shall be displayed inside the base of the data marker.
inEnd	(Inside End) Specifies that data labels shall be displayed inside the end of the data marker.
l	(Left) Specifies that data labels shall be displayed to the left of the data marker.
outEnd	(Outside End) Specifies that data labels shall be displayed outside the end of the data marker.
r	(Right) Specifies that data labels shall be displayed to the right of the data marker.
t	(Top) Specifies that data labels shall be displayed above the data marker.

The following W3C XML Schema ([\[XMLSCHEMA1/2\]](#) section 2.1) fragment specifies the contents of this simple type.

```
<xsd:simpleType name="ST_DataLabelPos">
  <xsd:restriction base="xsd:string">
    <xsd:enumeration value="bestFit"/>
    <xsd:enumeration value="b"/>
    <xsd:enumeration value="ctr"/>
    <xsd:enumeration value="inBase"/>
    <xsd:enumeration value="inEnd"/>
  </xsd:restriction>
</xsd:simpleType>
```

```

    <xsd:enumeration value="l"/>
    <xsd:enumeration value="outEnd"/>
    <xsd:enumeration value="r"/>
    <xsd:enumeration value="t"/>
  </xsd:restriction>
</xsd:simpleType>

```

See section [5.22](#) for the full W3C XML Schema ([XMLSCHEMA1/2] section 2.1).

#### 2.24.4.5 ST\_DoubleOrAutomatic

*Target namespace:* <http://schemas.microsoft.com/office/drawing/2014/chartex>

*Referenced by:* [CT\\_ValueAxisScaling](#), [CT\\_Binning](#)

This simple type [<586>](#) specifies a value as either a double value, or the enumeration "auto" to indicate automatic valuing.

The following W3C XML Schema ([XMLSCHEMA1/2] section 2.1) fragment specifies the contents of this simple type.

```

<xsd:simpleType name="ST_DoubleOrAutomatic">
  <xsd:union memberTypes="xsd:double">
    <xsd:simpleType>
      <xsd:restriction base="xsd:string">
        <xsd:enumeration value="auto"/>
      </xsd:restriction>
    </xsd:simpleType>
  </xsd:union>
</xsd:simpleType>

```

See section [5.22](#) for the full W3C XML Schema ([XMLSCHEMA1/2] section 2.1).

#### 2.24.4.6 ST\_EntityType

*Target namespace:* <http://schemas.microsoft.com/office/drawing/2014/chartex>

*Referenced by:* [CT\\_GeoLocationQuery](#), [CT\\_GeoLocation](#), [CT\\_GeoDataEntityQuery](#), [CT\\_GeoDataPointQuery](#), [CT\\_GeoDataPointToEntityQuery](#), [CT\\_GeoChildTypes](#), [CT\\_GeoHierarchyEntity](#), [CT\\_GeoEntity](#)

This simple type [<587>](#) specifies a geographical classification of a geographical entity.

Value	Meaning
Address	Specifies that the geographical entity is of type address.
AdminDistrict	Specifies that the geographical entity is the first order administrative subdivision of a country or region, such as a state or province.
AdminDistrict2	Specifies that the geographical entity is the second order administrative subdivision of a country or region, such as a county.
AdminDistrict3	Specifies that the geographical entity is the third order administrative subdivision of a country or region.
Continent	Specifies that the geographical entity is of type continent.
CountryRegion	Specifies that the geographical entity is of type country/region.

Value	Meaning
Locality	Specifies that the geographical entity is of type locality, such as a city or town.
Ocean	Specifies that the geographical entity is of type ocean, such as the Atlantic Ocean.
Planet	Specifies that the geographical entity is of type planet, such as Earth.
PostalCode	Specifies that the geographical entity is of type postal code.
Region	Specifies that the geographical entity is of type region.
Unsupported	Specifies that the geographical entity is of an unsupported type.

The following W3C XML Schema ([\[XMLSCHEMA1/2\]](#) section 2.1) fragment specifies the contents of this simple type.

```
<xsd:simpleType name="ST_EntityType">
  <xsd:restriction base="xsd:string">
    <xsd:enumeration value="Address"/>
    <xsd:enumeration value="AdminDistrict"/>
    <xsd:enumeration value="AdminDistrict2"/>
    <xsd:enumeration value="AdminDistrict3"/>
    <xsd:enumeration value="Continent"/>
    <xsd:enumeration value="CountryRegion"/>
    <xsd:enumeration value="Locality"/>
    <xsd:enumeration value="Ocean"/>
    <xsd:enumeration value="Planet"/>
    <xsd:enumeration value="PostalCode"/>
    <xsd:enumeration value="Region"/>
    <xsd:enumeration value="Unsupported"/>
  </xsd:restriction>
</xsd:simpleType>
```

See section [5.22](#) for the full W3C XML Schema ([\[XMLSCHEMA1/2\]](#) section 2.1).

#### 2.24.4.7 ST\_FormulaDirection

*Target namespace:* <http://schemas.microsoft.com/office/drawing/2014/chartex>

*Referenced by:* [CT\\_Formula](#)

This simple type [<588>](#) specifies data reference orientations, such as for an Excel formula. Possible values are described in the following table.

Value	Meaning
col	The formula is interpreted as producing dimensions column-wise.
row	The formula is interpreted as producing dimensions row-wise.

The following W3C XML Schema ([\[XMLSCHEMA1/2\]](#) section 2.1) fragment specifies the contents of this simple type.

```
<xsd:simpleType name="ST_FormulaDirection">
```

```

<xsd:restriction base="xsd:string">
  <xsd:enumeration value="col"/>
  <xsd:enumeration value="row"/>
</xsd:restriction>
</xsd:simpleType>

```

See section [5.22](#) for the full W3C XML Schema ([XMLSCHEMA1/2] section 2.1).

#### 2.24.4.8 ST\_GapWidthRatio

*Target namespace:* <http://schemas.microsoft.com/office/drawing/2014/chartex>

*Referenced by:* [CT\\_CategoryAxisScaling](#)

This simple type [<589>](#) specifies the gap width ratio, which is the space between data points as a ratio of gap width over category width.

The following W3C XML Schema ([\[XMLSCHEMA1/2\]](#) section 2.1) fragment specifies the contents of this simple type.

```

<xsd:simpleType name="ST_GapWidthRatio">
  <xsd:union>
    <xsd:simpleType>
      <xsd:restriction base="xsd:double">
        <xsd:minInclusive value="0"/>
      </xsd:restriction>
    </xsd:simpleType>
    <xsd:simpleType>
      <xsd:restriction base="xsd:string">
        <xsd:enumeration value="auto"/>
      </xsd:restriction>
    </xsd:simpleType>
  </xsd:union>
</xsd:simpleType>

```

See section [5.22](#) for the full W3C XML Schema ([XMLSCHEMA1/2] section 2.1).

#### 2.24.4.9 ST\_GeoMappingLevel

*Target namespace:* <http://schemas.microsoft.com/office/drawing/2014/chartex>

*Referenced by:* [CT\\_Geography](#)

This simple type [<590>](#) specifies the level of view for the geospatial series.

Value	Meaning
dataOnly	Specifies that only regions which correspond to data points in the geographical category of a geospatial series are in view.
postalCode	Specifies that the level of view for the geospatial series is set to the postal code level.
county	Specifies that the level of view for the geospatial series is set to the county level.
state	Specifies that the level of view for the geospatial series is set to the state or province level.
countryRegion	Specifies that the level of view for the geospatial series is set to the country/region level.
countryRegionList	Specifies that the level of view for the geospatial series is set to the continent level.

Value	Meaning
world	Specifies that the level of view for the geospatial series is set to the world.

The following W3C XML Schema ([\[XMLSCHEMA1/2\]](#) section 2.1) fragment specifies the contents of this simple type.

```
<xsd:simpleType name="ST_GeoMappingLevel">
  <xsd:restriction base="xsd:string">
    <xsd:enumeration value="dataOnly"/>
    <xsd:enumeration value="postalCode"/>
    <xsd:enumeration value="county"/>
    <xsd:enumeration value="state"/>
    <xsd:enumeration value="countryRegion"/>
    <xsd:enumeration value="countryRegionList"/>
    <xsd:enumeration value="world"/>
  </xsd:restriction>
</xsd:simpleType>
```

See section [5.22](#) for the full W3C XML Schema ([\[XMLSCHEMA1/2\]](#) section 2.1).

#### 2.24.4.10 ST\_GeoProjectionType

*Target namespace:* <http://schemas.microsoft.com/office/drawing/2014/chartex>

*Referenced by:* [CT\\_Geography](#)

This simple type [<591>](#) specifies the cartographic map projection for a geospatial series.

Value	Meaning
mercator	Specifies a Mercator projection for the geospatial series.
miller	Specifies a Miller cylindrical projection for the geospatial series.
robinson	Specifies a Robinson projection for the geospatial series.
albers	Specifies an Albers equal-area conic projection for the geospatial series.

The following W3C XML Schema ([\[XMLSCHEMA1/2\]](#) section 2.1) fragment specifies the contents of this simple type.

```
<xsd:simpleType name="ST_GeoProjectionType">
  <xsd:restriction base="xsd:string">
    <xsd:enumeration value="mercator"/>
    <xsd:enumeration value="miller"/>
    <xsd:enumeration value="robinson"/>
    <xsd:enumeration value="albers"/>
  </xsd:restriction>
</xsd:simpleType>
```

See section [5.22](#) for the full W3C XML Schema ([\[XMLSCHEMA1/2\]](#) section 2.1).

#### 2.24.4.11 ST\_IntervalClosedSide

Target namespace: <http://schemas.microsoft.com/office/drawing/2014/chartex>

Referenced by: [CT\\_Binning](#)

This simple type [<592>](#) specifies the interval closed side. Possible values are described in the following table.

Value	Meaning
l	The interval is closed on the left side.
r	The interval is closed on the right side.

The following W3C XML Schema ([\[XMLSCHEMA1/2\]](#) section 2.1) fragment specifies the contents of this simple type.

```
<xsd:simpleType name="ST_IntervalClosedSide">
  <xsd:restriction base="xsd:string">
    <xsd:enumeration value="l"/>
    <xsd:enumeration value="r"/>
  </xsd:restriction>
</xsd:simpleType>
```

See section [5.22](#) for the full W3C XML Schema ([\[XMLSCHEMA1/2\]](#) section 2.1).

#### 2.24.4.12 ST\_NumericDimensionType

Target namespace: <http://schemas.microsoft.com/office/drawing/2014/chartex>

Referenced by: [CT\\_NumericDimension](#)

This simple type [<593>](#) specifies numeric dimension data types. Possible values are described in the following table.

Value	Meaning
val	The dimension is a value.
x	The dimension is an x-coordinate.
y	The dimension is a y-coordinate.
size	The dimension is a size.
colorVal	The dimension is a value determining a color.

The following W3C XML Schema ([\[XMLSCHEMA1/2\]](#) section 2.1) fragment specifies the contents of this simple type.

```
<xsd:simpleType name="ST_NumericDimensionType">
  <xsd:restriction base="xsd:string">
    <xsd:enumeration value="val"/>
    <xsd:enumeration value="x"/>
    <xsd:enumeration value="y"/>
  </xsd:restriction>
</xsd:simpleType>
```



```

    <xsd:enumeration value="size"/>
    <xsd:enumeration value="colorVal"/>
  </xsd:restriction>
</xsd:simpleType>

```

See section [5.22](#) for the full W3C XML Schema ([XMLSCHEMA1/2] section 2.1).

#### 2.24.4.13 ST\_PageOrientation

*Target namespace:* <http://schemas.microsoft.com/office/drawing/2014/chartex>

*Referenced by:* [CT\\_PageSetup](#)

This simple type [<594>](#) specifies an enumeration of page orientations. Possible values are described in the following table.

Value	Meaning
default	The orientation is not specified, use the default.
portrait	Portrait orientation.
landscape	Landscape orientation.

The following W3C XML Schema ([\[XMLSCHEMA1/2\]](#) section 2.1) fragment specifies the contents of this simple type.

```

<xsd:simpleType name="ST_PageOrientation">
  <xsd:restriction base="xsd:string">
    <xsd:enumeration value="default"/>
    <xsd:enumeration value="portrait"/>
    <xsd:enumeration value="landscape"/>
  </xsd:restriction>
</xsd:simpleType>

```

See section [5.22](#) for the full W3C XML Schema ([XMLSCHEMA1/2] section 2.1).

#### 2.24.4.14 ST\_ParentLabelLayout

*Target namespace:* <http://schemas.microsoft.com/office/drawing/2014/chartex>

*Referenced by:* [CT\\_ParentLabelLayout](#)

This simple type [<595>](#) specifies parent label layout types. Possible values are described in the following table.

Value	Meaning
none	No parent labels are shown.
banner	The parent label layout is a banner above the category.
overlapping	The parent label is laid out within the category.

The following W3C XML Schema ([\[XMLSCHEMA1/2\]](#) section 2.1) fragment specifies the contents of this simple type.

```
<xsd:simpleType name="ST_ParentLabelLayout">
  <xsd:restriction base="xsd:string">
    <xsd:enumeration value="none"/>
    <xsd:enumeration value="banner"/>
    <xsd:enumeration value="overlapping"/>
  </xsd:restriction>
</xsd:simpleType>
```

See section [5.22](#) for the full W3C XML Schema ([\[XMLSCHEMA1/2\]](#) section 2.1).

#### 2.24.4.15 ST\_PosAlign

*Target namespace:* <http://schemas.microsoft.com/office/drawing/2014/chartex>

*Referenced by:* [CT\\_ChartTitle](#), [CT\\_Legend](#)

This simple type [<596>](#) specifies the side position alignment of a chart element. The side is specified by the [ST\\_SidePos](#) simple type. Possible values of **ST\_PosAlign** are described in the following table.

Value	Meaning
min	The chart element is positioned at the top of the side.
ctr	The chart element is positioned at the center of the side.
max	The chart element is positioned at the bottom of the side.

The following W3C XML Schema ([\[XMLSCHEMA1/2\]](#) section 2.1) fragment specifies the contents of this simple type.

```
<xsd:simpleType name="ST_PosAlign">
  <xsd:restriction base="xsd:string">
    <xsd:enumeration value="min"/>
    <xsd:enumeration value="ctr"/>
    <xsd:enumeration value="max"/>
  </xsd:restriction>
</xsd:simpleType>
```

See section [5.22](#) for the full W3C XML Schema ([\[XMLSCHEMA1/2\]](#) section 2.1).

#### 2.24.4.16 ST\_QuartileMethod

*Target namespace:* <http://schemas.microsoft.com/office/drawing/2014/chartex>

*Referenced by:* [CT\\_Statistics](#)

This simple type [<597>](#) specifies quartile calculation methods. Possible values are described in the following table.

Value	Meaning
inclusive	The quartile calculation includes the median when splitting the dataset into quartiles.

Value	Meaning
exclusive	The quartile calculation excludes the median when splitting the dataset into quartiles.

The following W3C XML Schema ([\[XMLSCHEMA1/2\]](#) section 2.1) fragment specifies the contents of this simple type.

```
<xsd:simpleType name="ST_QuartileMethod">
  <xsd:restriction base="xsd:string">
    <xsd:enumeration value="inclusive"/>
    <xsd:enumeration value="exclusive"/>
  </xsd:restriction>
</xsd:simpleType>
```

See section [5.22](#) for the full W3C XML Schema ([\[XMLSCHEMA1/2\]](#) section 2.1).

#### 2.24.4.17 ST\_RegionLabelLayout

*Target namespace:* <http://schemas.microsoft.com/office/drawing/2014/chartex>

*Referenced by:* [CT\\_RegionLabelLayout](#)

This simple type [<598>](#) specifies the layout type for region labels of a geospatial series.

Value	Meaning
none	Specifies that no region labels appear in a geospatial series.
bestFitOnly	Specifies that region labels only appear if they can fit in their respective containing geometries in a geospatial series.
showAll	Specifies that all region labels appear.

The following W3C XML Schema ([\[XMLSCHEMA1/2\]](#) section 2.1) fragment specifies the contents of this simple type.

```
<xsd:simpleType name="ST_RegionLabelLayout">
  <xsd:restriction base="xsd:string">
    <xsd:enumeration value="none"/>
    <xsd:enumeration value="bestFitOnly"/>
    <xsd:enumeration value="showAll"/>
  </xsd:restriction>
</xsd:simpleType>
```

See section [5.22](#) for the full W3C XML Schema ([\[XMLSCHEMA1/2\]](#) section 2.1).

#### 2.24.4.18 ST\_SeriesLayout

*Target namespace:* <http://schemas.microsoft.com/office/drawing/2014/chartex>

*Referenced by:* [CT\\_Series](#)

This simple type [<599>](#) specifies series layout types. Possible values are described in the following table.

Value	Meaning
boxWhisker	The series is laid out as box and whisker.
clusteredColumn	The series is laid out as clustered columns.
funnel	This series is laid out as a funnel.
paretoLine	The series is laid out as pareto lines.
regionMap	This series is laid out as a region-based map, also known as a choropleth map.
sunburst	The series is laid out as a sunburst.
treemap	The series is laid out as a treemap.
waterfall	The series is laid out as a waterfall.

The following W3C XML Schema ([\[XMLSCHEMA1/2\]](#) section 2.1) fragment specifies the contents of this simple type.

```
<xsd:simpleType name="ST_SeriesLayout">
  <xsd:restriction base="xsd:string">
    <xsd:enumeration value="boxWhisker"/>
    <xsd:enumeration value="clusteredColumn"/>
    <xsd:enumeration value="funnel"/>
    <xsd:enumeration value="paretoLine"/>
    <xsd:enumeration value="regionMap"/>
    <xsd:enumeration value="sunburst"/>
    <xsd:enumeration value="treemap"/>
    <xsd:enumeration value="waterfall"/>
  </xsd:restriction>
</xsd:simpleType>
```

See section [5.22](#) for the full W3C XML Schema ([\[XMLSCHEMA1/2\]](#) section 2.1).

#### 2.24.4.19 ST\_SidePos

*Target namespace:* <http://schemas.microsoft.com/office/drawing/2014/chartex>

*Referenced by:* [CT\\_ChartTitle](#), [CT\\_Legend](#)

This simple type [<600>](#) specifies an enumeration of side positions. Possible values are described in the following table.

Value	Meaning
l	The title or legend is on the left side.
t	The title or legend is on the top.
r	The title or legend is on the right side.
b	The title or legend is on the bottom.

The following W3C XML Schema ([\[XMLSCHEMA1/2\]](#) section 2.1) fragment specifies the contents of this simple type.

```

<xsd:simpleType name="ST SidePos">
  <xsd:restriction base="xsd:string">
    <xsd:enumeration value="l"/>
    <xsd:enumeration value="t"/>
    <xsd:enumeration value="r"/>
    <xsd:enumeration value="b"/>
  </xsd:restriction>
</xsd:simpleType>

```

See section [5.22](#) for the full W3C XML Schema ([XMLSCHEMA1/2] section 2.1).

#### 2.24.4.20 ST\_StringDimensionType

*Target namespace:* <http://schemas.microsoft.com/office/drawing/2014/chartex>

*Referenced by:* [CT\\_StringDimension](#)

This simple type [<601>](#) specifies an enumeration of string dimension data types. Possible values are described in the following table.

Value	Meaning
cat	Specifies the category string dimension data type.
colorStr	Specifies the string dimension associated with a color.
entityId	Specifies the geographical entity identifier string dimension data type <a href="#">&lt;602&gt;</a> . This dimension can be used to provide locations to a geospatial series in a Geographic chart. Refer to the usage of entityId in CT_GeoCache, CT_GeoParentEntity, and CT_GeoData.

The following W3C XML Schema ([\[XMLSCHEMA1/2\]](#) section 2.1) fragment specifies the contents of this simple type.

```

<xsd:simpleType name="ST StringDimensionType">
  <xsd:restriction base="xsd:string">
    <xsd:enumeration value="cat"/>
    <xsd:enumeration value="colorStr"/>
    <xsd:enumeration value="entityId"/>
  </xsd:restriction>
</xsd:simpleType>

```

See section [5.22](#) for the full W3C XML Schema ([XMLSCHEMA1/2] section 2.1).

#### 2.24.4.21 ST\_TickMarksType

*Target namespace:* <http://schemas.microsoft.com/office/drawing/2014/chartex>

*Referenced by:* [CT\\_TickMarks](#)

This simple type [<603>](#) specifies an enumeration of layout types for tick marks. Possible values are described in the following table.

Value	Meaning
in	The tick marks are inside the plot area.

Value	Meaning
out	The tick marks are outside the plot area.
cross	The tick marks cross the axis.
none	There are no tick marks.

The following W3C XML Schema ([\[XMLSCHEMA1/2\]](#) section 2.1) fragment specifies the contents of this simple type.

```
<xsd:simpleType name="ST_TickMarksType">
  <xsd:restriction base="xsd:string">
    <xsd:enumeration value="in"/>
    <xsd:enumeration value="out"/>
    <xsd:enumeration value="cross"/>
    <xsd:enumeration value="none"/>
  </xsd:restriction>
</xsd:simpleType>
```

See section [5.22](#) for the full W3C XML Schema ([\[XMLSCHEMA1/2\]](#) section 2.1).

#### 2.24.4.22 ST\_ValueAxisUnit

*Target namespace:* <http://schemas.microsoft.com/office/drawing/2014/chartex>

*Referenced by:* [CT\\_ValueAxisScaling](#)

This simple type [<604>](#) specifies the value axis unit.

The following W3C XML Schema ([\[XMLSCHEMA1/2\]](#) section 2.1) fragment specifies the contents of this simple type.

```
<xsd:simpleType name="ST_ValueAxisUnit">
  <xsd:union>
    <xsd:simpleType>
      <xsd:restriction base="xsd:double">
        <xsd:minExclusive value="0"/>
      </xsd:restriction>
    </xsd:simpleType>
    <xsd:simpleType>
      <xsd:restriction base="xsd:string">
        <xsd:enumeration value="auto"/>
      </xsd:restriction>
    </xsd:simpleType>
  </xsd:union>
</xsd:simpleType>
```

See section [5.22](#) for the full W3C XML Schema ([\[XMLSCHEMA1/2\]](#) section 2.1).

#### 2.24.4.23 ST\_ValueColorPositionCount

*Target namespace:* <http://schemas.microsoft.com/office/drawing/2014/chartex>

*Referenced by:* [CT\\_ValueColorPositions](#)

A simple type [605](#) that specifies the number of color stops composing a gradient for representing data values as color

The following W3C XML Schema ([\[XMLSCHEMA1/2\]](#) section 2.1) fragment specifies the contents of this simple type.

```
<xsd:simpleType name="ST ValueColorPositionCount">
  <xsd:restriction base="xsd:int">
    <xsd:minInclusive value="2"/>
    <xsd:maxInclusive value="3"/>
  </xsd:restriction>
</xsd:simpleType>
```

See section [5.22](#) for the full W3C XML Schema ([\[XMLSCHEMA1/2\]](#) section 2.1).

## 2.25 <http://schemas.microsoft.com/office/drawing/2014/main>

### 2.25.1 Elements

#### 2.25.1.1 colId

*Target namespace:* <http://schemas.microsoft.com/office/drawing/2014/main>

A [CT Identifier](#) element [606](#) which is used to distinguish a column uniquely.

The following W3C XML Schema ([\[XMLSCHEMA1/2\]](#) section 2.1) fragment specifies the contents of this element.

```
<xsd:element name="colId" type="CT_Identifier"/>
```

See section [5.23](#) for the full W3C XML Schema ([\[XMLSCHEMA1/2\]](#) section 2.1).

#### 2.25.1.2 creationId

*Target namespace:* <http://schemas.microsoft.com/office/drawing/2014/main>

A [CT CreationId](#) element specifies the creation ID for a given element.

The following W3C XML Schema ([\[XMLSCHEMA1/2\]](#) section 2.1) fragment specifies the contents of this element.

```
<xsd:element name="creationId" type="CT_CreationId"/>
```

See section [5.23](#) for the full W3C XML Schema ([\[XMLSCHEMA1/2\]](#) section 2.1).

#### 2.25.1.3 cxnDERefs

*Target namespace:* <http://schemas.microsoft.com/office/drawing/2014/main>

A [CT ConnectableReferences](#) element that specifies the connected drawing elements for a connector.

The following W3C XML Schema ([\[XMLSCHEMA1/2\]](#) section 2.1) fragment specifies the contents of this element.

```
<xsd:element name="cxnDERefs" type="CT_ConnectableReferences"/>
```

See section [5.23](#) for the full W3C XML Schema ([XMLSCHEMA1/2] section 2.1).

#### 2.25.1.4 predDERef

*Target namespace:* <http://schemas.microsoft.com/office/drawing/2014/main>

A [CT\\_PredecessorDrawingElementReference](#) element that specifies the preceding sibling for a drawing element.

The following W3C XML Schema ([XMLSCHEMA1/2] section 2.1) fragment specifies the contents of this element.

```
<xsd:element name="predDERef" type="CT_PredecessorDrawingElementReference"/>
```

See section [5.23](#) for the full W3C XML Schema ([XMLSCHEMA1/2] section 2.1).

#### 2.25.1.5 rowId

*Target namespace:* <http://schemas.microsoft.com/office/drawing/2014/main>

A [CT\\_Identifier](#) element [<607>](#) which is used to distinguish a row uniquely.

The following W3C XML Schema ([XMLSCHEMA1/2] section 2.1) fragment specifies the contents of this element.

```
<xsd:element name="rowId" type="CT_Identifier"/>
```

See section [5.23](#) for the full W3C XML Schema ([XMLSCHEMA1/2] section 2.1).

### 2.25.2 Attributes

None.

### 2.25.3 Complex Types

#### 2.25.3.1 CT\_Identifier

*Target namespace:* <http://schemas.microsoft.com/office/drawing/2014/main>

*Referenced by:* [rowId](#), [colId](#)

A complex type [<608>](#) that specifies a unique identifier for a row or column.

*Attributes:*

**val:** An **unsignedInt** ([XMLSCHEMA2/2] section 3.3.22) attribute [<609>](#) that specifies a unique identifier created by a random number generator.

The following W3C XML Schema ([XMLSCHEMA1/2] section 2.1) fragment specifies the contents of this complex type.



```
<xsd:complexType name="CT_Identifier">
  <xsd:attribute name="val" type="xsd:unsignedInt" use="required"/>
</xsd:complexType>
```

See section [5.23](#) for the full W3C XML Schema ([XMLSCHEMA1/2] section 2.1).

### 2.25.3.2 CT\_CreationId

*Target namespace:* <http://schemas.microsoft.com/office/drawing/2014/main>

*Referenced by:* [creationId](#)

A complex type that specifies an identifier for a drawing element.

*Attributes:*

**id:** An ST\_Guid ([\[ISO/IEC29500-1:2016\]](#) section 22.9.2.4) attribute that is used to identify a drawing element.

The following W3C XML Schema ([\[XMLSCHEMA1/2\]](#) section 2.1) fragment specifies the contents of this complex type.

```
<xsd:complexType name="CT_CreationId">
  <xsd:attribute name="id" type="a:ST_Guid" use="optional"/>
</xsd:complexType>
```

See section [5.23](#) for the full W3C XML Schema ([XMLSCHEMA1/2] section 2.1).

### 2.25.3.3 CT\_ConnectableReferences

*Target namespace:* <http://schemas.microsoft.com/office/drawing/2014/main>

*Referenced by:* [cxnDERefs](#)

Defines a connection by the [creationId](#) of the shapes.

*Attributes:*

**st:** An ST\_Guid ([\[ISO/IEC29500-1:2016\]](#) section 22.9.2.4) attribute that specifies the id value of the creationId of the shape for the start of the connection.

**end:** An ST\_Guid ([\[ISO/IEC29500-1:2016\]](#) section 22.9.2.4) attribute that specifies the id value of the creationId of the shape for the end of the connection.

The following W3C XML Schema ([\[XMLSCHEMA1/2\]](#) section 2.1) fragment specifies the contents of this complex type.

```
<xsd:complexType name="CT_ConnectableReferences">
  <xsd:attribute name="st" type="a:ST_Guid" use="optional"/>
  <xsd:attribute name="end" type="a:ST_Guid" use="optional"/>
</xsd:complexType>
```

See section [5.23](#) for the full W3C XML Schema ([XMLSCHEMA1/2] section 2.1).

### 2.25.3.4 CT\_PredecessorDrawingElementReference

*Target namespace:* <http://schemas.microsoft.com/office/drawing/2014/main>

*Referenced by:* [predDERef](#)

Defines the preceding drawing element by [creationId](#).

*Attributes:*

**pred:** An ST\_Guid ([\[ISO/IEC29500-1:2016\]](#) section 22.9.2.4) attribute that specifies the id value of the creationId of the preceding drawing element.

The following W3C XML Schema ([\[XMLSCHEMA1/2\]](#) section 2.1) fragment specifies the contents of this complex type.

```
<xsd:complexType name="CT_PredecessorDrawingElementReference">
  <xsd:attribute name="pred" type="a:ST_Guid" use="optional"/>
</xsd:complexType>
```

See section [5.23](#) for the full W3C XML Schema ([\[XMLSCHEMA1/2\]](#) section 2.1).

### 2.25.4 Simple Types

None.

## 2.26 <http://schemas.microsoft.com/office/drawing/2016/SVG/main>

### 2.26.1 Elements

#### 2.26.1.1 svgBlip

*Target namespace:* <http://schemas.microsoft.com/office/drawing/2016/SVG/main>

A [CT\\_SVGBlip](#) element that specifies a graphic element in Scalable Vector Graphics (SVG) format.

The following W3C XML Schema ([\[XMLSCHEMA1/2\]](#) section 2.1) fragment specifies the contents of this element.

```
<xsd:element name="svgBlip" type="CT_SVGBlip"/>
```

See section [5.24](#) for the full W3C XML Schema ([\[XMLSCHEMA1/2\]](#) section 2.1).

### 2.26.2 Attributes

None.

### 2.26.3 Complex Types

#### 2.26.3.1 CT\_SVGBlip

*Target namespace:* <http://schemas.microsoft.com/office/drawing/2016/SVG/main>

*Referenced by:* [svgBlip](#)

A complex type [<610>](#) that identifies an SVG resource.

*Attributes:*

**r:embed:** An ST\_RelationshipId ([\[ISO/IEC29500-1:2016\]](#) section 22.8.2.1) attribute that specifies the identification information for an embedded binary object that resides locally within the file.

**r:link:** An ST\_RelationshipId ([\[ISO/IEC29500-1:2016\]](#) section 22.8.2.1) attribute that specifies the identification information for a binary object. This attribute is used to specify an object that does not reside within this file.

The following W3C XML Schema ([\[XMLSCHEMA1/2\]](#) section 2.1) fragment specifies the contents of this complex type.

```
<xsd:complexType name="CT_SVGBlip">
  <xsd:attributeGroup ref="a:AG Blob"/>
</xsd:complexType>
```

See section [5.24](#) for the full W3C XML Schema ([\[XMLSCHEMA1/2\]](#) section 2.1).

## 2.26.4 Simple Types

None.

## 2.27 <http://schemas.microsoft.com/office/drawing/2016/11/main>

### 2.27.1 Elements

#### 2.27.1.1 **picAttrSrcUrl**

*Target namespace:* <http://schemas.microsoft.com/office/drawing/2016/11/main>

A [CT\\_PictureAttributionSourceURL](#) element that specifies the page URL of the picture source.

The following W3C XML Schema ([\[XMLSCHEMA1/2\]](#) section 2.1) fragment specifies the contents of this element.

```
<xsd:element name="picAttrSrcUrl" type="CT_PictureAttributionSourceURL"/>
```

See section [5.25](#) for the full W3C XML Schema ([\[XMLSCHEMA1/2\]](#) section 2.1).

### 2.27.2 Attributes

None.

### 2.27.3 Complex Types

#### 2.27.3.1 **CT\_PictureAttributionSourceURL**

*Target namespace:* <http://schemas.microsoft.com/office/drawing/2016/11/main>

*Referenced by:* [picAttrSrcUrl](#), [CT\\_Model3D](#)

A complex type [<611>](#) that defines the page URL of the picture source.

*Attributes:*

**r:id:** An ST\_RelationshipId ([\[ISO/IEC29500-1:2016\]](#) section 22.8.2.1) attribute that specifies the relationship identifier to a content part which contains the URL.

The following W3C XML Schema ([\[XMLSCHEMA1/2\]](#) section 2.1) fragment specifies the contents of this complex type.

```
<xsd:complexType name="CT_PictureAttributionSourceURL">
  <xsd:attribute ref="r:id" use="required"/>
</xsd:complexType>
```

See section [5.25](#) for the full W3C XML Schema ([\[XMLSCHEMA1/2\]](#) section 2.1).

## 2.27.4 Simple Types

None.

## 2.28 <http://schemas.microsoft.com/office/drawing/2016/11/diagram>

### 2.28.1 Elements

#### 2.28.1.1 **autoBuNodeInfoLst**

*Target namespace:* <http://schemas.microsoft.com/office/drawing/2016/11/diagram>

A [CT\\_NumberDiagramInfoList](#) element that specifies auto number information for the diagram.

The following W3C XML Schema ([\[XMLSCHEMA1/2\]](#) section 2.1) fragment specifies the contents of this element.

```
<xsd:element name="autoBuNodeInfoLst" type="CT_NumberDiagramInfoList"/>
```

See section [5.26](#) for the full W3C XML Schema ([\[XMLSCHEMA1/2\]](#) section 2.1).

### 2.28.2 Attributes

None.

### 2.28.3 Complex Types

#### 2.28.3.1 **CT\_DiagramAutoBullet**

*Target namespace:* <http://schemas.microsoft.com/office/drawing/2016/11/diagram>

*Referenced by:* [CT\\_NumberDiagramInfo](#)

A complex type that specifies the type of auto number.

*Child Elements:*

**buNone:** A CT\_TextNoBullet [<612>](#) ([\[ISO/IEC29500-1:2016\]](#) section A.4.1) element that represents no auto number.

**buAutoNum:** A CT\_TextAutonumberBullet ([ISO/IEC29500-1:2016] section A.4.1) element that specifies the auto number type to be applied for transition elements.

**buChar:** A CT\_TextCharBullet<613> ([ISO/IEC29500-1:2016] section A.4.1) element specifies that a character be applied to the auto number.

**buBlip:** A CT\_TextBlipBullet<614> ([ISO/IEC29500-1:2016] section A.4.1) element specifies that a picture be applied to the auto number.

*Attributes:*

**prefix:** A string ([XMLSCHEMA2/2] section 3.2.1) attribute that specifies the prefix for the auto number.

**leadZeros:** A boolean ([XMLSCHEMA2/2] section 3.2.2) attribute that specifies whether to show leading zeros for Arabic numbers below 10.

The following W3C XML Schema ([XMLSCHEMA1/2] section 2.1) fragment specifies the contents of this complex type.

```
<xsd:complexType name="CT_DiagramAutoBullet">
  <xsd:group ref="a:EG_TextBullet" minOccurs="1" maxOccurs="1"/>
  <xsd:attribute name="prefix" type="xsd:string" use="optional"/>
  <xsd:attribute name="leadZeros" type="xsd:boolean" use="optional"/>
</xsd:complexType>
```

See section [5.26](#) for the full W3C XML Schema ([XMLSCHEMA1/2] section 2.1).

### 2.28.3.2 CT\_NumberDiagramInfo

*Target namespace:* <http://schemas.microsoft.com/office/drawing/2016/11/diagram>

*Referenced by:* [CT\\_NumberDiagramInfoList](#)

A complex type that specifies the properties of auto number for one level of transition element.

*Child Elements:*

**buPr:** A [CT\\_DiagramAutoBullet](#) element that specifies the type of auto number.

*Attributes:*

**lvl:** An unsignedInt ([XMLSCHEMA2/2] section 3.3.22) attribute that specifies the level of the transition element.

**ptType:** An [ST\\_StorageType](#) attribute that specifies which transition element to store the auto number.

The following W3C XML Schema ([XMLSCHEMA1/2] section 2.1) fragment specifies the contents of this complex type.

```
<xsd:complexType name="CT_NumberDiagramInfo">
  <xsd:sequence>
    <xsd:element name="buPr" type="CT_DiagramAutoBullet" minOccurs="1" maxOccurs="1"/>
  </xsd:sequence>
  <xsd:attribute name="lvl" type="xsd:unsignedInt" use="required"/>
  <xsd:attribute name="ptType" type="ST_StorageType" use="required"/>
</xsd:complexType>
```

See section [5.26](#) for the full W3C XML Schema ([XMLSCHEMA1/2] section 2.1).

### 2.28.3.3 CT\_NumberDiagramInfoList

*Target namespace:* <http://schemas.microsoft.com/office/drawing/2016/11/diagram>

*Referenced by:* [autoBuNodeInfoLst](#)

A complex type that holds auto number information for multiple levels of diagram nodes.

*Child Elements:*

**autoBuNodeInfo:** A [CT\\_NumberDiagramInfo](#) element that specifies auto number information for one level of nodes.

The following W3C XML Schema ([\[XMLSCHEMA1/2\]](#) section 2.1) fragment specifies the contents of this complex type.

```
<xsd:complexType name="CT_NumberDiagramInfoList">
  <xsd:sequence>
    <xsd:element name="autoBuNodeInfo" type="CT_NumberDiagramInfo" minOccurs="0"
maxOccurs="unbounded"/>
  </xsd:sequence>
</xsd:complexType>
```

See section [5.26](#) for the full W3C XML Schema ([XMLSCHEMA1/2] section 2.1).

### 2.28.4 Simple Types

#### 2.28.4.1 ST\_StorageType

*Target namespace:* <http://schemas.microsoft.com/office/drawing/2016/11/diagram>

*Referenced by:* [CT\\_NumberDiagramInfo](#)

A simple type that specifies where the auto number is stored.

Value	Meaning
sibTrans	Specifies the auto number to be stored in a sibling transition element.
parTrans	Specifies the auto number to be stored in a parent transition element.

The following W3C XML Schema ([\[XMLSCHEMA1/2\]](#) section 2.1) fragment specifies the contents of this simple type.

```
<xsd:simpleType name="ST_StorageType">
  <xsd:restriction base="xsd:token">
    <xsd:enumeration value="sibTrans"/>
    <xsd:enumeration value="parTrans"/>
  </xsd:restriction>
</xsd:simpleType>
```

See section [5.26](#) for the full W3C XML Schema ([XMLSCHEMA1/2] section 2.1).

## 2.29 <http://schemas.microsoft.com/office/drawing/2013/main/command>

### 2.29.1 Elements

#### 2.29.1.1 **cxnSpMkLst**

*Target namespace:* <http://schemas.microsoft.com/office/drawing/2013/main/command>

A [CT\\_ConnectorMonikerList](#) element that specifies a content moniker for a connector.

The following W3C XML Schema ([\[XMLSCHEMA1/2\]](#) section 2.1) fragment specifies the contents of this element.

```
<xsd:element name="cxnSpMkLst" type="CT_ConnectorMonikerList"/>
```

See section [5.27](#) for the full W3C XML Schema ([\[XMLSCHEMA1/2\]](#) section 2.1).

#### 2.29.1.2 **deMkLst**

*Target namespace:* <http://schemas.microsoft.com/office/drawing/2013/main/command>

A [CT\\_DrawingElementMonikerList](#) element that specifies a content moniker for a drawing element.

The following W3C XML Schema ([\[XMLSCHEMA1/2\]](#) section 2.1) fragment specifies the contents of this element.

```
<xsd:element name="deMkLst" type="CT_DrawingElementMonikerList"/>
```

See section [5.27](#) for the full W3C XML Schema ([\[XMLSCHEMA1/2\]](#) section 2.1).

#### 2.29.1.3 **graphicFrameMkLst**

*Target namespace:* <http://schemas.microsoft.com/office/drawing/2013/main/command>

A [CT\\_GraphicFrameMonikerList](#) element that specifies a content moniker for a graphic frame.

The following W3C XML Schema ([\[XMLSCHEMA1/2\]](#) section 2.1) fragment specifies the contents of this element.

```
<xsd:element name="graphicFrameMkLst" type="CT_GraphicFrameMonikerList"/>
```

See section [5.27](#) for the full W3C XML Schema ([\[XMLSCHEMA1/2\]](#) section 2.1).

#### 2.29.1.4 **grpSpMkLst**

*Target namespace:* <http://schemas.microsoft.com/office/drawing/2013/main/command>

A [CT\\_GroupShapeMonikerList](#) element that specifies a content moniker for a group shape.

The following W3C XML Schema ([\[XMLSCHEMA1/2\]](#) section 2.1) fragment specifies the contents of this element.

```
<xsd:element name="grpSpMkLst" type="CT_GroupShapeMonikerList"/>
```

See section [5.27](#) for the full W3C XML Schema ([XMLSCHEMA1/2] section 2.1).

### 2.29.1.5 inkMkLst

*Target namespace:* <http://schemas.microsoft.com/office/drawing/2013/main/command>

A [CT\\_InkMonikerList](#) element that specifies a content moniker for an ink object.

The following W3C XML Schema ([XMLSCHEMA1/2] section 2.1) fragment specifies the contents of this element.

```
<xsd:element name="inkMkLst" type="CT_InkMonikerList"/>
```

See section [5.27](#) for the full W3C XML Schema ([XMLSCHEMA1/2] section 2.1).

### 2.29.1.6 picMkLst

*Target namespace:* <http://schemas.microsoft.com/office/drawing/2013/main/command>

A [CT\\_PictureMonikerList](#) element that specifies a content moniker for a picture.

The following W3C XML Schema ([XMLSCHEMA1/2] section 2.1) fragment specifies the contents of this element.

```
<xsd:element name="picMkLst" type="CT_PictureMonikerList"/>
```

See section [5.27](#) for the full W3C XML Schema ([XMLSCHEMA1/2] section 2.1).

### 2.29.1.7 spMkLst

*Target namespace:* <http://schemas.microsoft.com/office/drawing/2013/main/command>

A [CT\\_ShapeMonikerList](#) element that specifies a content moniker for a shape.

The following W3C XML Schema ([XMLSCHEMA1/2] section 2.1) fragment specifies the contents of this element.

```
<xsd:element name="spMkLst" type="CT_ShapeMonikerList"/>
```

See section [5.27](#) for the full W3C XML Schema ([XMLSCHEMA1/2] section 2.1).

### 2.29.1.8 txMkLst

*Target namespace:* <http://schemas.microsoft.com/office/drawing/2013/main/command>

A [CT\\_TextCharRangeMonikerList](#) element that specifies a content moniker for a text character range.

The following W3C XML Schema ([XMLSCHEMA1/2] section 2.1) fragment specifies the contents of this element.

```
<xsd:element name="txMkLst" type="CT_TextCharRangeMonikerList"/>
```

See section [5.27](#) for the full W3C XML Schema ([XMLSCHEMA1/2] section 2.1).



## 2.29.2 Attributes

None.

## 2.29.3 Complex Types

### 2.29.3.1 CT\_ChangesData

*Target namespace:* <http://schemas.microsoft.com/office/drawing/2013/main/command>

*Referenced by:* [CT\\_ShapeChanges](#), [CT\\_GroupShapeChanges](#), [CT\\_ConnectorChanges](#), [CT\\_PictureChanges](#), [CT\\_InkChanges](#), [CT\\_GraphicFrameChanges](#)

A complex type that specifies general information about a change made to the content model by a person.

*Child Elements:*

**extLst:** A CT\_OfficeArtExtensionList ([\[ISO/IEC29500-1:2016\]](#) section A.4.1) element that specifies the extension list in which all future extensions of element type **ext** are defined. The extension list, along with corresponding future extensions, is used to extend the storage capabilities of the DrawingML framework. This enables new types of data to be stored natively within the framework.

*Attributes:*

**name:** A string ([\[XMLSCHEMA2/2\]](#) section 3.2.1) attribute that specifies the display name of the person that made the change.

**userId:** A string ([\[XMLSCHEMA2/2\]](#) section 3.2.1) attribute that specifies a unique user id for a person.

**providerId:** A string ([\[XMLSCHEMA2/2\]](#) section 3.2.1) attribute that specifies the identity provider that produced the subsequent userId attribute.

**deviceId:** A string ([\[XMLSCHEMA2/2\]](#) section 3.2.1) attribute that specifies a unique identifier for the device used by the person to make the change.

**email:** A string ([\[XMLSCHEMA2/2\]](#) section 3.2.1) attribute that specifies the e-mail address of the person who made the change.

**dt:** A dateTime ([\[XMLSCHEMA2/2\]](#) section 3.2.7) attribute that specifies the date and time at which the change was made.

**v:** An unsignedInt ([\[XMLSCHEMA2/2\]](#) section 3.3.22) attribute that specifies a unique identifier for the change made by the person on the device. A change that is more recent than another change SHOULD have a greater v value than the other change.

**id:** An ST\_Guid ([\[ISO/IEC29500-1:2016\]](#) section 22.9.2.4) attribute that specifies a unique identifier for the change made by the person.

**actId:** An int ([\[XMLSCHEMA2/2\]](#) section 3.3.17) attribute that specifies a unique identifier for the user action that made the change.

The following W3C XML Schema ([\[XMLSCHEMA1/2\]](#) section 2.1) fragment specifies the contents of this complex type.

```
<xsd:complexType name="CT_ChangesData">
  <xsd:sequence>
    <xsd:element name="extLst" type="a:CT_OfficeArtExtensionList" minOccurs="0"
      maxOccurs="1"/>
  </xsd:sequence>
</xsd:complexType>
```

```

</xsd:sequence>
<xsd:attributeGroup ref="AG_ChangesUser"/>
<xsd:attributeGroup ref="AG_ChangesVersion"/>
<xsd:attribute name="actId" type="xsd:int" use="optional"/>
</xsd:complexType>

```

See section [5.27](#) for the full W3C XML Schema ([XMLSCHEMA1/2] section 2.1).

### 2.29.3.2 CT\_ConnectorChanges

*Target namespace:* <http://schemas.microsoft.com/office/drawing/2013/main/command>

A complex type that specifies the metadata that describes edits to a connector.

*Child Elements:*

**chgData:** A [CT\\_ChangesData](#) element that specifies metadata common to content model changes.

**cxnSpMkLst:** A [CT\\_ConnectorMonikerList](#) element that specifies a content moniker that identifies the edited connector.

**extLst:** A [CT\\_OfficeArtExtensionList](#) ([ISO/IEC29500-1:2016] section A.4.1) that specifies the extension list in which all future extensions of element type **ext** are defined. The extension list, along with corresponding future extensions, is used to extend the storage capabilities of the DrawingML framework. This enables various new types of data to be stored natively in the framework.

*Attributes:*

**chg:** An [ST\\_ConnectorChangesBits](#) attribute that specifies the types of edits made to the connector.

The following W3C XML Schema ([XMLSCHEMA1/2] section 2.1) fragment specifies the contents of this complex type.

```

<xsd:complexType name="CT_ConnectorChanges">
  <xsd:sequence>
    <xsd:element name="chgData" type="CT_ChangesData" minOccurs="0" maxOccurs="1"/>
    <xsd:element name="cxnSpMkLst" type="CT_ConnectorMonikerList" minOccurs="1"
maxOccurs="1"/>
    <xsd:element name="extLst" type="a:CT_OfficeArtExtensionList" minOccurs="0"
maxOccurs="1"/>
  </xsd:sequence>
  <xsd:attribute name="chg" type="ST_ConnectorChangesBits" use="required"/>
</xsd:complexType>

```

See section [5.27](#) for the full W3C XML Schema ([XMLSCHEMA1/2] section 2.1).

### 2.29.3.3 CT\_ConnectorMoniker

*Target namespace:* <http://schemas.microsoft.com/office/drawing/2013/main/command>

A complex type that specifies the content moniker information associated with a connector.

*Attributes:*

**id:** An [ST\\_DrawingElementId](#) ([ISO/IEC29500-1:2016] section 20.1.10.21) attribute that specifies the identifier of the shape drawing element.

**creationId:** An [ST\\_Guid](#) ([ISO/IEC29500-1:2016] section 22.9.2.4) attribute that specifies a unique creation ID of the shape.

The following W3C XML Schema ([\[XMLSCHEMA1/2\]](#) section 2.1) fragment specifies the contents of this complex type.

```
<xsd:complexType name="CT_ConnectorMoniker">
  <xsd:attributeGroup ref="AG_DrawingElementId"/>
</xsd:complexType>
```

See section [5.27](#) for the full W3C XML Schema ([\[XMLSCHEMA1/2\]](#) section 2.1).

#### 2.29.3.4 CT\_ConnectorMonikerList

*Target namespace:* <http://schemas.microsoft.com/office/drawing/2013/main/command>

*Referenced by:* [cxnSpMkLst](#), [CT\\_ConnectorChanges](#)

A complex type that specifies a list of content monikers that together uniquely identifies a connector in a document. The sequence of child elements MUST be a valid CONNECTORMONIKERLIST as specified in the following ABNF (specified in [\[RFC5234\]](#)) grammar.

CONNECTORMONIKERLIST = DRAWINGMONIKERLIST CONNECTORMONIKER

DRAWINGMONIKERLIST = SLIDEBASEMONIKERLIST ([\[MS-PPTX\]](#) section 2.12.3.15)

CONNECTORMONIKER = ac:cxnSpMk (section [2.29.3.3](#))

The following W3C XML Schema ([\[XMLSCHEMA1/2\]](#) section 2.1) fragment specifies the contents of this complex type.

```
<xsd:complexType name="CT_ConnectorMonikerList">
  <xsd:sequence>
    <xsd:any minOccurs="0" maxOccurs="unbounded"/>
  </xsd:sequence>
</xsd:complexType>
```

See section [5.27](#) for the full W3C XML Schema ([\[XMLSCHEMA1/2\]](#) section 2.1).

#### 2.29.3.5 CT\_GraphicFrameMoniker

*Target namespace:* <http://schemas.microsoft.com/office/drawing/2013/main/command>

A complex type that specifies the content moniker information associated with a graphic frame.

*Attributes:*

**id:** An ST\_DrawingElementId ([\[ISO/IEC29500-1:2016\]](#) section 20.1.10.21) attribute that specifies the identifier of the shape drawing element.

**creationId:** An ST\_Guid ([\[ISO/IEC29500-1:2016\]](#) section 22.9.2.4) attribute that specifies a unique creation ID of the shape.

The following W3C XML Schema ([\[XMLSCHEMA1/2\]](#) section 2.1) fragment specifies the contents of this complex type.

```
<xsd:complexType name="CT_GraphicFrameMoniker">
  <xsd:attributeGroup ref="AG_DrawingElementId"/>
</xsd:complexType>
```

See section [5.27](#) for the full W3C XML Schema ([XMLSCHEMA1/2] section 2.1).

### 2.29.3.6 CT\_GraphicFrameMonikerList

*Target namespace:* <http://schemas.microsoft.com/office/drawing/2013/main/command>

*Referenced by:* [graphicFrameMkLst](#), [CT\\_GraphicFrameChanges](#)

A complex type that specifies a list of content monikers that together uniquely identifies a graphic frame in a document. The sequence of child elements MUST be a valid GRAPHICFRAMEMONIKERLIST as specified in the following ABNF (specified in [RFC52341](#)) grammar.

GRAPHICFRAMEMONIKERLIST = DRAWINGMONIKERLIST (section [2.29.3.4](#)) GRAPHICFRAMEMONIKER

GRAPHICFRAMEMONIKER = ac:graphicFrameMk (section [2.29.3.5](#))

The following W3C XML Schema ([\[XMLSCHEMA1/2\]](#) section 2.1) fragment specifies the contents of this complex type.

```
<xsd:complexType name="CT_GraphicFrameMonikerList">
  <xsd:sequence>
    <xsd:any minOccurs="0" maxOccurs="unbounded"/>
  </xsd:sequence>
</xsd:complexType>
```

See section [5.27](#) for the full W3C XML Schema ([XMLSCHEMA1/2] section 2.1).

### 2.29.3.7 CT\_GroupShapeChanges

*Target namespace:* <http://schemas.microsoft.com/office/drawing/2013/main/command>

A complex type that specifies the metadata that describes edits to a group shape.

*Child Elements:*

**chgData:** A [CT\\_ChangesData](#) element that specifies metadata common to content model changes.

**grpSpMkLst:** A [CT\\_GroupShapeMonikerList](#) element that specifies a content moniker that identifies the edited group shape.

**extLst:** A [CT\\_OfficeArtExtensionList](#) ([\[ISO/IEC29500-1:2016\]](#) section A.4.1) that specifies the extension list in which all future extensions of element type **ext** are defined. The extension list, along with corresponding future extensions, is used to extend the storage capabilities of the DrawingML framework. This enables various new types of data to be stored natively in the framework.

*Attributes:*

**chg:** An [ST\\_GroupShapeChangesBits](#) attribute that specifies the types of edits made to the group shape.

The following W3C XML Schema ([\[XMLSCHEMA1/2\]](#) section 2.1) fragment specifies the contents of this complex type.

```
<xsd:complexType name="CT_GroupShapeChanges">
  <xsd:sequence>
    <xsd:element name="chgData" type="CT_ChangesData" minOccurs="0" maxOccurs="1"/>
    <xsd:element name="grpSpMkLst" type="CT_GroupShapeMonikerList" minOccurs="1"
maxOccurs="1"/>
    <xsd:element name="extLst" type="a:CT_OfficeArtExtensionList" minOccurs="0"
maxOccurs="1"/>
  </xsd:sequence>
</xsd:complexType>
```

```
</xsd:sequence>
<xsd:attribute name="chg" type="ST_GroupShapeChangesBits" use="required"/>
</xsd:complexType>
```

See section [5.27](#) for the full W3C XML Schema ([XMLSCHEMA1/2] section 2.1).

### 2.29.3.8 CT\_GroupShapeMoniker

*Target namespace:* <http://schemas.microsoft.com/office/drawing/2013/main/command>

A complex type that specifies the content moniker information associated with a group shape.

*Attributes:*

**id:** An ST\_DrawingElementId ([\[ISO/IEC29500-1:2016\]](#) section 20.1.10.21) attribute that specifies the identifier of the shape drawing element.

**creationId:** An ST\_Guid ([ISO/IEC29500-1:2016] section 22.9.2.4) attribute that specifies a unique creation ID of the shape.

The following W3C XML Schema ([\[XMLSCHEMA1/2\]](#) section 2.1) fragment specifies the contents of this complex type.

```
<xsd:complexType name="CT_GroupShapeMoniker">
  <xsd:attributeGroup ref="AG_DrawingElementId"/>
</xsd:complexType>
```

See section [5.27](#) for the full W3C XML Schema ([XMLSCHEMA1/2] section 2.1).

### 2.29.3.9 CT\_GroupShapeMonikerList

*Target namespace:* <http://schemas.microsoft.com/office/drawing/2013/main/command>

*Referenced by:* [grpSpMkLst](#), [CT\\_GroupShapeChanges](#)

A complex type that specifies a list of content monikers that together uniquely identifies a group shape in a document. The sequence of child elements MUST be a valid GROUPSHAPEMONIKERLIST as specified in the following ABNF (specified in [\[RFC5234\]](#)) grammar.

GROUPSHAPEMONIKERLIST = DRAWINGMONIKERLIST (section [2.29.3.4](#)) GROUPSHAPEMONIKER

GROUPSHAPEMONIKER = ac:grpSpMk (section [2.29.3.8](#))

The following W3C XML Schema ([\[XMLSCHEMA1/2\]](#) section 2.1) fragment specifies the contents of this complex type.

```
<xsd:complexType name="CT_GroupShapeMonikerList">
  <xsd:sequence>
    <xsd:any minOccurs="0" maxOccurs="unbounded"/>
  </xsd:sequence>
</xsd:complexType>
```

See section [5.27](#) for the full W3C XML Schema ([XMLSCHEMA1/2] section 2.1).

### 2.29.3.10 CT\_InkChanges

*Target namespace:* <http://schemas.microsoft.com/office/drawing/2013/main/command>

A complex type that specifies the metadata that describes edits to an ink object.

*Child Elements:*

**chgData:** A [CT\\_ChangesData](#) element that specifies metadata common to content model changes.

**inkMkLst:** A [CT\\_InkMonikerList](#) element that specifies a content moniker that identifies the edited ink object.

**extLst:** A [CT\\_OfficeArtExtensionList](#) ([\[ISO/IEC29500-1:2016\]](#) section A.4.1) that specifies the extension list in which all future extensions of element type **ext** are defined. The extension list, along with corresponding future extensions, is used to extend the storage capabilities of the DrawingML framework. This enables various new types of data to be stored natively in the framework.

*Attributes:*

**chg:** An [ST\\_InkChangesBits](#) attribute that specifies the types of edits made to the ink object.

The following W3C XML Schema ([\[XMLSCHEMA1/2\]](#) section 2.1) fragment specifies the contents of this complex type.

```
<xsd:complexType name="CT_InkChanges">
  <xsd:sequence>
    <xsd:element name="chgData" type="CT_ChangesData" minOccurs="0" maxOccurs="1"/>
    <xsd:element name="inkMkLst" type="CT_InkMonikerList" minOccurs="1" maxOccurs="1"/>
    <xsd:element name="extLst" type="a:CT_OfficeArtExtensionList" minOccurs="0"
maxOccurs="1"/>
  </xsd:sequence>
  <xsd:attribute name="chg" type="ST_InkChangesBits" use="required"/>
</xsd:complexType>
```

See section [5.27](#) for the full W3C XML Schema ([\[XMLSCHEMA1/2\]](#) section 2.1).

### 2.29.3.11 CT\_InkMoniker

*Target namespace:* <http://schemas.microsoft.com/office/drawing/2013/main/command>

A complex type that specifies the content moniker information associated with an ink object.

*Attributes:*

**id:** An [ST\\_DrawingElementId](#) ([\[ISO/IEC29500-1:2016\]](#) section 20.1.10.21) attribute that specifies the identifier of the shape drawing element.

**creationId:** An [ST\\_Guid](#) ([\[ISO/IEC29500-1:2016\]](#) section 22.9.2.4) attribute that specifies a unique creation ID of the shape.

The following W3C XML Schema ([\[XMLSCHEMA1/2\]](#) section 2.1) fragment specifies the contents of this complex type.

```
<xsd:complexType name="CT_InkMoniker">
  <xsd:attributeGroup ref="AG_DrawingElementId"/>
</xsd:complexType>
```

See section [5.27](#) for the full W3C XML Schema ([\[XMLSCHEMA1/2\]](#) section 2.1).

### 2.29.3.12 CT\_InkMonikerList

*Target namespace:* <http://schemas.microsoft.com/office/drawing/2013/main/command>

*Referenced by:* [inkMkLst](#), [CT\\_InkChanges](#)

A complex type that specifies a list of content monikers that together uniquely identifies an ink object in a document. The sequence of child elements MUST be a valid INKMONIKERLIST as specified in the following ABNF (specified in [\[RFC5234\]](#)) grammar.

INKMONIKERLIST = DRAWINGMONIKERLIST (section [2.29.3.4](#)) INKMONIKER

INKMONIKER = ac:inkMk (section [2.29.3.11](#))

The following W3C XML Schema ([\[XMLSCHEMA1/2\]](#) section 2.1) fragment specifies the contents of this complex type.

```
<xsd:complexType name="CT_InkMonikerList">
  <xsd:sequence>
    <xsd:any minOccurs="0" maxOccurs="unbounded"/>
  </xsd:sequence>
</xsd:complexType>
```

See section [5.27](#) for the full W3C XML Schema ([\[XMLSCHEMA1/2\]](#) section 2.1).

### 2.29.3.13 CT\_PictureChanges

*Target namespace:* <http://schemas.microsoft.com/office/drawing/2013/main/command>

A complex type that specifies the metadata that describes edits to a picture.

*Child Elements:*

**chgData:** A [CT\\_ChangesData](#) element that specifies metadata common to content model changes.

**picMkLst:** A [CT\\_PictureMonikerList](#) element that specifies a content moniker that identifies the edited picture.

**extLst:** A [CT\\_OfficeArtExtensionList](#) ([\[ISO/IEC29500-1:2016\]](#) section A.4.1) that specifies the extension list in which all future extensions of element type **ext** are defined. The extension list, along with corresponding future extensions, is used to extend the storage capabilities of the DrawingML framework. This enables various new types of data to be stored natively in the framework.

*Attributes:*

**chg:** An [ST\\_PictureChangesBits](#) attribute that specifies the types of edits made to the picture.

The following W3C XML Schema ([\[XMLSCHEMA1/2\]](#) section 2.1) fragment specifies the contents of this complex type.

```
<xsd:complexType name="CT_PictureChanges">
  <xsd:sequence>
    <xsd:element name="chgData" type="CT_ChangesData" minOccurs="0" maxOccurs="1"/>
    <xsd:element name="picMkLst" type="CT_PictureMonikerList" minOccurs="1" maxOccurs="1"/>
    <xsd:element name="extLst" type="a:CT_OfficeArtExtensionList" minOccurs="0"
maxOccurs="1"/>
  </xsd:sequence>
  <xsd:attribute name="chg" type="ST_PictureChangesBits" use="required"/>
</xsd:complexType>
```

See section [5.27](#) for the full W3C XML Schema ([XMLSCHEMA1/2] section 2.1).

### 2.29.3.14 CT\_PictureMoniker

*Target namespace:* <http://schemas.microsoft.com/office/drawing/2013/main/command>

A complex type that specifies the content moniker information associated with a picture.

*Attributes:*

**id:** An ST\_DrawingElementId ([\[ISO/IEC29500-1:2016\]](#) section 20.1.10.21) attribute that specifies the identifier of the shape drawing element.

**creationId:** An ST\_Guid ([\[ISO/IEC29500-1:2016\]](#) section 22.9.2.4) attribute that specifies a unique creation ID of the shape.

The following W3C XML Schema ([\[XMLSCHEMA1/2\]](#) section 2.1) fragment specifies the contents of this complex type.

```
<xsd:complexType name="CT_PictureMoniker">
  <xsd:attributeGroup ref="AG_DrawingElementId"/>
</xsd:complexType>
```

See section [5.27](#) for the full W3C XML Schema ([XMLSCHEMA1/2] section 2.1).

### 2.29.3.15 CT\_PictureMonikerList

*Target namespace:* <http://schemas.microsoft.com/office/drawing/2013/main/command>

*Referenced by:* [picMkLst](#), [CT\\_PictureChanges](#)

A complex type that specifies a list of content monikers that together uniquely identifies a picture in a document. The sequence of child elements MUST be a valid PICTUREMONIKERLIST as specified in the following ABNF (specified in [\[RFC5234\]](#)) grammar.

PICTUREMONIKERLIST = DRAWINGMONIKERLIST (section [2.29.3.4](#)) PICTUREMONIKER

PICTUREMONIKER = ac:picMk (section [2.29.3.14](#))

The following W3C XML Schema ([\[XMLSCHEMA1/2\]](#) section 2.1) fragment specifies the contents of this complex type.

```
<xsd:complexType name="CT_PictureMonikerList">
  <xsd:sequence>
    <xsd:any minOccurs="0" maxOccurs="unbounded"/>
  </xsd:sequence>
</xsd:complexType>
```

See section [5.27](#) for the full W3C XML Schema ([XMLSCHEMA1/2] section 2.1).

### 2.29.3.16 CT\_ShapeChanges

*Target namespace:* <http://schemas.microsoft.com/office/drawing/2013/main/command>

A complex type that specifies the metadata that describes edits to a shape.

*Child Elements:*



**chgData:** A [CT\\_ChangesData](#) element that specifies metadata common to content model changes.

**spMkLst:** A [CT\\_ShapeMonikerList](#) element that specifies a content moniker that identifies the edited shape.

**extLst:** A **CT\_OfficeArtExtensionList** ([\[ISO/IEC29500-1:2016\]](#) section A.4.1) that specifies the extension list in which all future extensions of element type **ext** are defined. The extension list, along with corresponding future extensions, is used to extend the storage capabilities of the DrawingML framework. This enables various new types of data to be stored natively in the framework.

*Attributes:*

**chg:** An [ST\\_ShapeChangesBits](#) attribute that specifies the types of edits made to a shape.

The following W3C XML Schema ([\[XMLSCHEMA1/2\]](#) section 2.1) fragment specifies the contents of this complex type.

```
<xsd:complexType name="CT_ShapeChanges">
  <xsd:sequence>
    <xsd:element name="chgData" type="CT_ChangesData" minOccurs="0" maxOccurs="1"/>
    <xsd:element name="spMkLst" type="CT_ShapeMonikerList" minOccurs="1" maxOccurs="1"/>
    <xsd:element name="extLst" type="a:CT_OfficeArtExtensionList" minOccurs="0"
maxOccurs="1"/>
  </xsd:sequence>
  <xsd:attribute name="chg" type="ST_ShapeChangesBits" use="required"/>
</xsd:complexType>
```

See section [5.27](#) for the full W3C XML Schema ([\[XMLSCHEMA1/2\]](#) section 2.1).

### 2.29.3.17 CT\_ShapeMoniker

*Target namespace:* <http://schemas.microsoft.com/office/drawing/2013/main/command>

A complex type that specifies the content moniker information associated with a shape.

*Attributes:*

**id:** An [ST\\_DrawingElementId](#) ([\[ISO/IEC29500-1:2016\]](#) section 20.1.10.21) attribute that specifies the identifier of the shape drawing element.

**creationId:** An [ST\\_Guid](#) ([\[ISO/IEC29500-1:2016\]](#) section 22.9.2.4) attribute that specifies a unique creation ID of the shape.

The following W3C XML Schema ([\[XMLSCHEMA1/2\]](#) section 2.1) fragment specifies the contents of this complex type.

```
<xsd:complexType name="CT_ShapeMoniker">
  <xsd:attributeGroup ref="AG_DrawingElementId"/>
</xsd:complexType>
```

See section [5.27](#) for the full W3C XML Schema ([\[XMLSCHEMA1/2\]](#) section 2.1).

### 2.29.3.18 CT\_ShapeMonikerList

*Target namespace:* <http://schemas.microsoft.com/office/drawing/2013/main/command>

*Referenced by:* [spMkLst](#), [CT\\_ShapeChanges](#)

A complex type that specifies a list of content monikers that together uniquely identifies a shape in a document. The sequence of child elements MUST be a valid SHAPEMONIKERLIST as specified in the following ABNF (specified in [\[RFC5234\]](#)) grammar.

SHAPEMONIKERLIST = DRAWINGMONIKERLIST (section [2.29.3.4](#)) SHAPEMONIKER

SHAPEMONIKER = ac:spMk (section [2.29.3.17](#))

The following W3C XML Schema ([\[XMLSCHEMA1/2\]](#) section 2.1) fragment specifies the contents of this complex type.

```
<xsd:complexType name="CT_ShapeMonikerList">
  <xsd:sequence>
    <xsd:any minOccurs="0" maxOccurs="unbounded"/>
  </xsd:sequence>
</xsd:complexType>
```

See section [5.27](#) for the full W3C XML Schema ([\[XMLSCHEMA1/2\]](#) section 2.1).

### 2.29.3.19 CT\_GraphicFrameChanges

*Target namespace:* <http://schemas.microsoft.com/office/drawing/2013/main/command>

A complex type that specifies the metadata about edits to a graphic frame.

*Child Elements:*

**chgData:** A [CT\\_ChangesData](#) element that specifies metadata common to content model changes.

**graphicFrameMkLst:** A [CT\\_GraphicFrameMonikerList](#) element that specifies a content moniker that identifies the edited graphic frame.

**extLst:** A [CT\\_OfficeArtExtensionList](#) ([\[ISO/IEC29500-1:2016\]](#) section A.4.1) element that specifies the extension list in which all future extensions of element type **ext** are defined. The extension list, along with corresponding future extensions, is used to extend the storage capabilities of the DrawingML framework. This enables various new types of data to be stored natively in the framework.

*Attributes:*

**chg:** An [ST\\_GraphicFrameChangesBits](#) attribute that specifies the types of edits made to the graphic frame.

The following W3C XML Schema ([\[XMLSCHEMA1/2\]](#) section 2.1) fragment specifies the contents of this complex type.

```
<xsd:complexType name="CT_GraphicFrameChanges">
  <xsd:sequence>
    <xsd:element name="chgData" type="CT_ChangesData" minOccurs="0" maxOccurs="1"/>
    <xsd:element name="graphicFrameMkLst" type="CT_GraphicFrameMonikerList" minOccurs="1"
maxOccurs="1"/>
    <xsd:element name="extLst" type="a:CT_OfficeArtExtensionList" minOccurs="0"
maxOccurs="1"/>
  </xsd:sequence>
  <xsd:attribute name="chg" type="ST_GraphicFrameChangesBits" use="required"/>
</xsd:complexType>
```

See section [5.27](#) for the full W3C XML Schema ([\[XMLSCHEMA1/2\]](#) section 2.1).

### 2.29.3.20 CT\_DrawingElementMonikerList

*Target namespace:* <http://schemas.microsoft.com/office/drawing/2013/main/command>

*Referenced by:* [deMkLst](#)

A complex type that specifies a list of content monikers that together uniquely identifies a drawing element in a document. The sequence of child elements MUST be a valid DRAWINGELEMENTMONIKERLIST as specified in the following ABNF (specified in [\[RFC5234\]](#)) grammar.

DRAWINGELEMENTMONIKERLIST = DRAWINGMONIKERLIST (section [2.29.3.4](#))  
DRAWINGELEMENTMONIKER

DRAWINGELEMENTMONIKER = SHAPEMONIKER / GROUPSHAPEMONIKER / GRAPHICFRAMEMONIKER / CONNECTORMONIKER / PICTUREMONIKER / INKMONIKER

SHAPEMONIKER = ac:spMk (section [2.29.3.17](#))

GROUPSHAPEMONIKER = ac:grpSpMk (section [2.29.3.8](#))

GRAPHICFRAMEMONIKER = ac:graphicFrameMk (section [2.29.3.5](#))

CONNECTORMONIKER = ac:cxnSpMk (section [2.29.3.3](#))

PICTUREMONIKER = ac:picMk (section [2.29.3.14](#))

INKMONIKER = ac:inkMk (section [2.29.3.11](#))

The following W3C XML Schema ([\[XMLSCHEMA1/2\]](#) section 2.1) fragment specifies the contents of this complex type.

```
<xsd:complexType name="CT_DrawingElementMonikerList">
  <xsd:sequence>
    <xsd:any minOccurs="0" maxOccurs="unbounded"/>
  </xsd:sequence>
</xsd:complexType>
```

See section [5.27](#) for the full W3C XML Schema ([\[XMLSCHEMA1/2\]](#) section 2.1).

### 2.29.3.21 CT\_TextCharRangeMonikerList

*Target namespace:* <http://schemas.microsoft.com/office/drawing/2013/main/command>

*Referenced by:* [txMkLst](#)

A complex type that specifies a list of content monikers that together uniquely identifies a text character range in a document. The sequence of child elements MUST be a valid TEXTCHARRANGEMONIKERLIST as specified in the following ABNF (specified in [\[RFC5234\]](#)) grammar.

TEXTCHARRANGEMONIKERLIST = DRAWINGMONIKERLIST (section [2.29.3.4](#))  
TEXTCHARRANGEMONIKER

TEXTCHARRANGEMONIKER = SHAPEMONIKER / ac:txMk (section [2.29.3.23](#))

SHAPEMONIKER = ac:spMk (section [2.29.3.17](#))

The following W3C XML Schema ([\[XMLSCHEMA1/2\]](#) section 2.1) fragment specifies the contents of this complex type.

```

<xsd:complexType name="CT_TextCharRangeMonikerList">
  <xsd:sequence>
    <xsd:any minOccurs="0" maxOccurs="unbounded" />
  </xsd:sequence>
</xsd:complexType>

```

See section [5.27](#) for the full W3C XML Schema ([XMLSCHEMA1/2] section 2.1).

### 2.29.3.22 CT\_TextCharRangeContext

*Target namespace:* <http://schemas.microsoft.com/office/drawing/2013/main/command>

*Referenced by:* [CT\\_TextCharRangeMoniker](#)

A complex type that hashes a **CT\_TextBody** element's ([ISO/IEC29500-1:2016] section A.4.1) OfficeArt plain text including whitespace, tabs, and returns (i.e. '\t', '\v', and '\r'), and optionally stores the text body's plain text length. The text body OfficeArt text encompasses the **CT\_TextCharRangeMoniker**'s (section 2.29.3.23) text character range.

*Attributes:*

**len:** An unsignedInt ([XMLSCHEMA2/2] section 3.3.22) attribute that specifies the length of the OfficeArt text in the text body.

**hash:** An unsignedInt ([XMLSCHEMA2/2] section 3.3.22) attribute that specifies the fixed-size result of applying a mathematical formula (section [1.3.9.1](#)) to the OfficeArt text inside the text body.

The following W3C XML Schema ([XMLSCHEMA1/2] section 2.1) fragment specifies the contents of this complex type.

```

<xsd:complexType name="CT_TextCharRangeContext">
  <xsd:attribute name="len" type="xsd:unsignedInt" use="optional" default="0"/>
  <xsd:attribute name="hash" type="xsd:unsignedInt" use="required"/>
</xsd:complexType>

```

See section [5.27](#) for the full W3C XML Schema ([XMLSCHEMA1/2] section 2.1).

### 2.29.3.23 CT\_TextCharRangeMoniker

*Target namespace:* <http://schemas.microsoft.com/office/drawing/2013/main/command>

A complex type that specifies the content moniker information associated with a text character range from a **CT\_TextBody** element's ([ISO/IEC29500-1:2016] section A.4.1) OfficeArt plain text including whitespace, tabs, and returns (i.e. '\t', '\v', and '\r').

*Child Elements:*

**context:** A [CT\\_TextCharRangeContext](#) element that specifies the containing **CT\_TextBody**'s hash and optional length.

*Attributes:*

**cp:** An int ([XMLSCHEMA2/2] section 3.3.17) attribute that specifies the first characters' position of the text character range.

**len:** An int ([XMLSCHEMA2/2] section 3.3.17) attribute that specifies the length of the OfficeArt plain text character range including whitespace, tabs, and returns (i.e. '\t', '\v', and '\r').

The following W3C XML Schema ([\[XMLSCHEMA1/2\]](#) section 2.1) fragment specifies the contents of this complex type.

```
<xsd:complexType name="CT_TextCharRangeMoniker">
  <xsd:sequence>
    <xsd:element name="context" type="CT_TextCharRangeContext" minOccurs="0" maxOccurs="1"/>
  </xsd:sequence>
  <xsd:attribute name="cp" type="xsd:int" use="required"/>
  <xsd:attribute name="len" type="xsd:int" use="optional" default="0"/>
</xsd:complexType>
```

See section [5.27](#) for the full W3C XML Schema ([\[XMLSCHEMA1/2\]](#) section 2.1).

## 2.29.4 Simple Types

### 2.29.4.1 ST\_ConnectorChangeBit

*Target namespace:* <http://schemas.microsoft.com/office/drawing/2013/main/command>

*Referenced by:* [ST\\_ConnectorChangesBits](#)

A simple type that specifies the types of edits that has been made to a connector. Possible values are described in the following table.

Value	Meaning
add	The connector was added.
del	The connector was deleted.
mod	The connector was modified.
ord	The z-order of the connector was changed.
topLvl	The connector became a top-level object on a drawing canvas, e.g. it was part of a group shape that got ungrouped.
modVis	The visibility of the connector was modified.
replST	The tag value associated with the connector was replaced.
delST	The tag value associated with the connector was deleted.
replId	The ID of the connector was changed.

The following W3C XML Schema ([\[XMLSCHEMA1/2\]](#) section 2.1) fragment specifies the contents of this simple type.

```
<xsd:simpleType name="ST_ConnectorChangeBit">
  <xsd:restriction base="xsd:token">
    <xsd:enumeration value="add"/>
    <xsd:enumeration value="del"/>
    <xsd:enumeration value="mod"/>
    <xsd:enumeration value="ord"/>
    <xsd:enumeration value="topLvl"/>
    <xsd:enumeration value="modVis"/>
    <xsd:enumeration value="replST"/>
    <xsd:enumeration value="delST"/>
    <xsd:enumeration value="replId"/>
  </xsd:restriction>
</xsd:simpleType>
```

```
</xsd:restriction>
</xsd:simpleType>
```

See section [5.27](#) for the full W3C XML Schema ([XMLSCHEMA1/2] section 2.1).

#### 2.29.4.2 ST\_ConnectorChangesBits

*Target namespace:* <http://schemas.microsoft.com/office/drawing/2013/main/command>

*Referenced by:* [CT\\_ConnectorChanges](#)

A simple type that specifies a list of **ST\_ConnectorChangeBit** (section [2.29.4.1](#)) values. It can be used for describing one or more types of changes on a connector.

The following W3C XML Schema ([\[XMLSCHEMA1/2\]](#) section 2.1) fragment specifies the contents of this simple type.

```
<xsd:simpleType name="ST_ConnectorChangesBits">
  <xsd:list itemType="ST_ConnectorChangeBit"/>
</xsd:simpleType>
```

See section [5.27](#) for the full W3C XML Schema ([XMLSCHEMA1/2] section 2.1).

#### 2.29.4.3 ST\_GroupShapeChangeBit

*Target namespace:* <http://schemas.microsoft.com/office/drawing/2013/main/command>

*Referenced by:* [ST\\_GroupShapeChangesBits](#)

A simple type that specifies the types of edits that has been made to a group shape. Possible values are described in the following table.

Value	Meaning
add	The group shape was added.
del	The group shape was deleted.
mod	The group shape was modified.
ord	The z-order of the group shape was changed.
topLvl	The group shape became a top-level object on a drawing canvas, e.g. it was part of another group shape that got ungrouped.
modVis	The visibility of the group shape was modified.
replST	The tag value associated with the group shape was replaced.
delST	The tag value associated with the group shape was deleted.
replId	The ID of the group shape was changed.

The following W3C XML Schema ([\[XMLSCHEMA1/2\]](#) section 2.1) fragment specifies the contents of this simple type.

```

<xsd:simpleType name="ST_GroupShapeChangeBit">
  <xsd:restriction base="xsd:token">
    <xsd:enumeration value="add"/>
    <xsd:enumeration value="del"/>
    <xsd:enumeration value="mod"/>
    <xsd:enumeration value="ord"/>
    <xsd:enumeration value="topLvl"/>
    <xsd:enumeration value="modVis"/>
    <xsd:enumeration value="replST"/>
    <xsd:enumeration value="delST"/>
    <xsd:enumeration value="replId"/>
  </xsd:restriction>
</xsd:simpleType>

```

See section [5.27](#) for the full W3C XML Schema ([XMLSCHEMA1/2] section 2.1).

#### 2.29.4.4 ST\_GroupShapeChangesBits

*Target namespace:* <http://schemas.microsoft.com/office/drawing/2013/main/command>

*Referenced by:* [CT\\_GroupShapeChanges](#)

A simple type that specifies a list of **ST\_GroupShapeChangeBit** (section [2.29.4.3](#)) values. It can be used for describing one or more types of changes on a group shape.

The following W3C XML Schema ([\[XMLSCHEMA1/2\]](#) section 2.1) fragment specifies the contents of this simple type.

```

<xsd:simpleType name="ST_GroupShapeChangesBits">
  <xsd:list itemType="ST_GroupShapeChangeBit"/>
</xsd:simpleType>

```

See section [5.27](#) for the full W3C XML Schema ([XMLSCHEMA1/2] section 2.1).

#### 2.29.4.5 ST\_InkChangeBit

*Target namespace:* <http://schemas.microsoft.com/office/drawing/2013/main/command>

*Referenced by:* [ST\\_InkChangesBits](#)

A simple type that specifies the types of edits that have been made to an ink object. Possible values are described in the following table.

Value	Meaning
add	The ink object was added.
del	The ink object was deleted.
mod	The ink object was modified.
ord	The z-order of the ink object was changed.
topLvl	The ink object became a top-level object on a drawing canvas; for example, it was part of a group shape that got ungrouped.
modVis	The visibility of the ink object was modified.
replST	The tag value associated with the ink object was replaced.

Value	Meaning
delST	The tag value associated with the ink object was deleted.
replId	The ID of the ink object was changed.
reco	New ink was added as a result of an ink analysis.
modStrokes	Ink strokes in the object were modified.

The following W3C XML Schema ([\[XMLSCHEMA1/2\]](#) section 2.1) fragment specifies the contents of this simple type.

```
<xsd:simpleType name="ST_InkChangeBit">
  <xsd:restriction base="xsd:token">
    <xsd:enumeration value="add"/>
    <xsd:enumeration value="del"/>
    <xsd:enumeration value="mod"/>
    <xsd:enumeration value="ord"/>
    <xsd:enumeration value="topLvl"/>
    <xsd:enumeration value="modVis"/>
    <xsd:enumeration value="replST"/>
    <xsd:enumeration value="delST"/>
    <xsd:enumeration value="replId"/>
    <xsd:enumeration value="reco"/>
    <xsd:enumeration value="modStrokes"/>
  </xsd:restriction>
</xsd:simpleType>
```

See section [5.27](#) for the full W3C XML Schema ([\[XMLSCHEMA1/2\]](#) section 2.1).

#### 2.29.4.6 ST\_InkChangesBits

*Target namespace:* <http://schemas.microsoft.com/office/drawing/2013/main/command>

*Referenced by:* [CT\\_InkChanges](#)

A simple type that specifies a list of **ST\_InkChangeBit** (section [2.29.4.5](#)) values. It can be used for describing one or more types of changes on an ink object.

The following W3C XML Schema ([\[XMLSCHEMA1/2\]](#) section 2.1) fragment specifies the contents of this simple type.

```
<xsd:simpleType name="ST_InkChangesBits">
  <xsd:list itemType="ST_InkChangeBit"/>
</xsd:simpleType>
```

See section [5.27](#) for the full W3C XML Schema ([\[XMLSCHEMA1/2\]](#) section 2.1).

#### 2.29.4.7 ST\_PictureChangeBit

*Target namespace:* <http://schemas.microsoft.com/office/drawing/2013/main/command>

*Referenced by:* [ST\\_PictureChangesBits](#)

A simple type that specifies the types of edits that have been made to a picture. Possible values are described in the following table.



Value	Meaning
add	The picture was added.
del	The picture was deleted.
mod	The picture was modified.
ord	The z-order of the picture was changed.
topLvl	The picture became a top-level object on a drawing canvas; for example, it was part of a group shape that got ungrouped.
modVis	The visibility of the picture was modified.
replST	The tag value associated with the picture was replaced.
delST	The tag value associated with the picture was deleted.
replId	The ID of the picture was changed.
modCrop	The picture's crop settings were modified.

The following W3C XML Schema ([\[XMLSCHEMA1/2\]](#) section 2.1) fragment specifies the contents of this simple type.

```
<xsd:simpleType name="ST PictureChangeBit">
  <xsd:restriction base="xsd:token">
    <xsd:enumeration value="add"/>
    <xsd:enumeration value="del"/>
    <xsd:enumeration value="mod"/>
    <xsd:enumeration value="ord"/>
    <xsd:enumeration value="topLvl"/>
    <xsd:enumeration value="modVis"/>
    <xsd:enumeration value="replST"/>
    <xsd:enumeration value="delST"/>
    <xsd:enumeration value="replId"/>
    <xsd:enumeration value="modCrop"/>
  </xsd:restriction>
</xsd:simpleType>
```

See section [5.27](#) for the full W3C XML Schema ([\[XMLSCHEMA1/2\]](#) section 2.1).

#### 2.29.4.8 ST\_PictureChangesBits

*Target namespace:* <http://schemas.microsoft.com/office/drawing/2013/main/command>

*Referenced by:* [CT\\_PictureChanges](#)

A simple type that specifies a list of **ST\_PictureChangeBit** (section [2.29.4.7](#)) values. It can be used for describing one or more types of changes on a picture.

The following W3C XML Schema ([\[XMLSCHEMA1/2\]](#) section 2.1) fragment specifies the contents of this simple type.

```
<xsd:simpleType name="ST_PictureChangesBits">
  <xsd:list itemType="ST PictureChangeBit"/>
</xsd:simpleType>
```

See section [5.27](#) for the full W3C XML Schema ([XMLSCHEMA1/2] section 2.1).

#### 2.29.4.9 ST\_ShapeChangeBit

Target namespace: <http://schemas.microsoft.com/office/drawing/2013/main/command>

Referenced by: [ST\\_ShapeChangesBits](#)

A simple type that specifies the types of edits that have been made to a shape. Possible values are described in the following table.

Value	Meaning
add	The shape was added.
del	The shape was deleted.
mod	The shape was modified.
ord	The z-order of the shape was changed.
topLvl	The shape became a top-level object on a drawing canvas; for example, it was part of a group shape that got modified.
modVis	The visibility of the shape was modified.
replST	The tag value associated with the shape was replaced.
delST	The tag value associated with the shape was deleted.
replId	The ID of the shape was changed.
modCrop	The crop settings of the picture fill on the shape were modified.

The following W3C XML Schema ([\[XMLSCHEMA1/2\]](#) section 2.1) fragment specifies the contents of this simple type.

```
<xsd:simpleType name="ST_ShapeChangeBit">  
  <xsd:restriction base="xsd:token">  
    <xsd:enumeration value="add"/>  
    <xsd:enumeration value="del"/>  
    <xsd:enumeration value="mod"/>  
    <xsd:enumeration value="ord"/>  
    <xsd:enumeration value="topLvl"/>  
    <xsd:enumeration value="modVis"/>  
    <xsd:enumeration value="replST"/>  
    <xsd:enumeration value="delST"/>  
    <xsd:enumeration value="replId"/>  
    <xsd:enumeration value="modCrop"/>  
  </xsd:restriction>  
</xsd:simpleType>
```

See section [5.27](#) for the full W3C XML Schema ([XMLSCHEMA1/2] section 2.1).

#### 2.29.4.10 ST\_ShapeChangesBits

Target namespace: <http://schemas.microsoft.com/office/drawing/2013/main/command>

Referenced by: [CT\\_ShapeChanges](#)

A simple type that specifies a list of **ST\_ShapeChangeBit** (section [2.29.4.9](#)) values. It can be used for describing one or more types of changes on a shape.

The following W3C XML Schema ([\[XMLSCHEMA1/2\]](#) section 2.1) fragment specifies the contents of this simple type.

```
<xsd:simpleType name="ST_ShapeChangesBits">
  <xsd:list itemType="ST_ShapeChangeBit"/>
</xsd:simpleType>
```

See section [5.27](#) for the full W3C XML Schema ([\[XMLSCHEMA1/2\]](#) section 2.1).

### 2.29.4.11 ST\_GraphicFrameChangeBit

*Target namespace:* <http://schemas.microsoft.com/office/drawing/2013/main/command>

*Referenced by:* [ST\\_GraphicFrameChangesBits](#)

A simple type that specifies the types of edits that have been made to a graphic frame. Possible values are described in the following table.

Value	Meaning
add	The graphic frame was added.
del	The graphic frame was deleted.
mod	The graphic frame was modified.
ord	The z-order of the graphic frame was changed.
topLvl	The graphic frame became a top-level object on a drawing canvas.
modVis	The visibility of the graphic frame was modified.
replST	The tag value associated with the graphic frame was replaced.
delST	The tag value associated with the graphic frame was deleted.
replId	The ID of the graphic frame was changed.
modGraphic	The content of the graphic frame was modified.

The following W3C XML Schema ([\[XMLSCHEMA1/2\]](#) section 2.1) fragment specifies the contents of this simple type.

```
<xsd:simpleType name="ST_GraphicFrameChangeBit">
  <xsd:restriction base="xsd:token">
    <xsd:enumeration value="add"/>
    <xsd:enumeration value="del"/>
    <xsd:enumeration value="mod"/>
    <xsd:enumeration value="ord"/>
    <xsd:enumeration value="topLvl"/>
    <xsd:enumeration value="modVis"/>
    <xsd:enumeration value="replST"/>
    <xsd:enumeration value="delST"/>
    <xsd:enumeration value="replId"/>
    <xsd:enumeration value="modGraphic"/>
  </xsd:restriction>
</xsd:simpleType>
```

```
</xsd:simpleType>
```

See section [5.27](#) for the full W3C XML Schema ([XMLSCHEMA1/2] section 2.1).

#### 2.29.4.12 ST\_GraphicFrameChangesBits

*Target namespace:* <http://schemas.microsoft.com/office/drawing/2013/main/command>

*Referenced by:* [CT\\_GraphicFrameChanges](#)

A simple type that specifies a list of **ST\_GraphicFrameChangeBit** (section [2.29.4.11](#)) values. It can be used for describing one or more types of changes on a graphic frame.

The following W3C XML Schema ([\[XMLSCHEMA1/2\]](#) section 2.1) fragment specifies the contents of this simple type.

```
<xsd:simpleType name="ST_GraphicFrameChangesBits">  
  <xsd:list itemType="ST_GraphicFrameChangeBit"/>  
</xsd:simpleType>
```

See section [5.27](#) for the full W3C XML Schema ([XMLSCHEMA1/2] section 2.1).

### 2.30 <http://schemas.microsoft.com/office/drawing/2016/ink>

#### 2.30.1 Elements

None.

#### 2.30.2 Attributes

None.

#### 2.30.3 Complex Types

None.

#### 2.30.4 Simple Types

##### 2.30.4.1 ST\_ExtendedBrushPropertyName

*Target namespace:* <http://schemas.microsoft.com/office/drawing/2016/ink>

ST\_ExtendedBrushPropertyName extends inkml:brushProperty element ([\[InkML\]](#) section 4.3.2)

The **brushProperty** element provides a mechanism for the storage of named properties of brushes. The available values of ST\_ExtendedBrushPropertyName are **inkEffects**, **anchorX**, **anchorY**, and **scaleFactor**, which are used to describe the attributes of the ink effect texture applied to the brush.

Value	Meaning
inkEffects	The type of effects applied to the ink: pencil, rainbow, galaxy, gold, silver, lava, ocean, rose gold, or bronze (and future pen types yet to be designed). If none, no ink effect in the brush.

Value	Meaning
	If pencil, use pencil texture for the brush and etc. The default is none.
anchorX	The horizontal offset relative to the left edge of the ink effect texture in High Metric Units. The default is 0.
anchorY	The vertical offset relative to the top edge of the ink effect texture in High Metric Units. The default is 0.
scaleFactor	The zoom factor of the ink effect texture (1.0 = 100%). The default is 0.5.

The following W3C XML Schema ([\[XMLSCHEMA1/2\]](#) section 2.1) fragment specifies the contents of this simple type.



```
<xsd:simpleType name="ST_ExtendedBrushPropertyName">
  <xsd:restriction base="xsd:string">
    <xsd:enumeration value="inkEffects"/>
    <xsd:enumeration value="anchorX"/>
    <xsd:enumeration value="anchorY"/>
    <xsd:enumeration value="scaleFactor"/>
  </xsd:restriction>
</xsd:simpleType>
```







See section [5.28](#) for the full W3C XML Schema ([\[XMLSCHEMA1/2\]](#) section 2.1).

#### 2.30.4.2 ST\_InkEffectsType

Target namespace: <http://schemas.microsoft.com/office/drawing/2016/ink>

The ink custom pen effect type.

Value	Meaning
none	No effect texture in the ink stroke.
pencil	Specifies a preset ink effect texture; pencil. Texture shall be designed to match the figure below. 
rainbow	Specifies a preset ink effect texture; rainbow. Texture shall be designed to match the figure below. 
galaxy	Specifies a preset ink effect texture; galaxy. Texture shall be designed to match the figure below.

Value	Meaning
	
gold	<p data-bbox="324 405 1349 436">Specifies a preset ink effect texture; gold. Texture shall be designed to match the figure below.</p> 
silver	<p data-bbox="324 646 1360 678">Specifies a preset ink effect texture; silver. Texture shall be designed to match the figure below.</p> 
lava	<p data-bbox="324 888 1349 919">Specifies a preset ink effect texture; lava. Texture shall be designed to match the figure below.</p> 
ocean	<p data-bbox="324 1129 1365 1161">Specifies a preset ink effect texture; ocean. Texture shall be designed to match the figure below.</p> 
rosegold	<p data-bbox="324 1371 1393 1402">Specifies a preset ink effect texture; rosegold. Texture shall be designed to match the figure below.</p> 
bronze	<p data-bbox="324 1612 1377 1644">Specifies a preset ink effect texture; bronze. Texture shall be designed to match the figure below.</p>

Value	Meaning
	

The following W3C XML Schema ([\[XMLSCHEMA1/2\]](#) section 2.1) fragment specifies the contents of this simple type.

```
<xsd:simpleType name="ST InkEffectsType">
  <xsd:restriction base="xsd:string">
    <xsd:enumeration value="none"/>
    <xsd:enumeration value="pencil"/>
    <xsd:enumeration value="rainbow"/>
    <xsd:enumeration value="galaxy"/>
    <xsd:enumeration value="gold"/>
    <xsd:enumeration value="silver"/>
    <xsd:enumeration value="lava"/>
    <xsd:enumeration value="ocean"/>
    <xsd:enumeration value="rosegold"/>
    <xsd:enumeration value="bronze"/>
  </xsd:restriction>
</xsd:simpleType>
```

See section [5.28](#) for the full W3C XML Schema ([\[XMLSCHEMA1/2\]](#) section 2.1).

## 2.31 <http://schemas.microsoft.com/office/drawing/2017/model3d>

### 2.31.1 Elements

#### 2.31.1.1 **model3d**

*Target namespace:* <http://schemas.microsoft.com/office/drawing/2017/model3d>

A [CT\\_Model3D](#) element that specifies data about the inserted **3D Model**.

The following W3C XML Schema ([\[XMLSCHEMA1/2\]](#) section 2.1) fragment specifies the contents of this element.

```
<xsd:element name="model3d" type="CT_Model3D"/>
```

See section [5.29](#) for the full W3C XML Schema ([\[XMLSCHEMA1/2\]](#) section 2.1).

### 2.31.2 Attributes

None.

## 2.31.3 Complex Types

### 2.31.3.1 CT\_AmbientLight

*Target namespace:* <http://schemas.microsoft.com/office/drawing/2017/model3d>

*Referenced by:* [CT\\_Model3D](#)

Represents an omni-directional, fixed-intensity, and fixed-color light source in the **3D Model**.

*Child Elements:*

**clr:** A CT\_Color ([\[MS-DOCX\]](#) section 2.6.3.3) element that specifies the color values of the ambient light.

**illuminance:** A CT\_PositiveRatio (section [2.31.3.16](#)) element that specifies the total luminous flux on a surface per unit area. The units used are lux (lumen per meter squared).

**extLst:** A CT\_OfficeArtExtensionList ([\[ISO/IEC29500-1:2016\]](#) section A.4.1) element that specifies the extension list in which all future extensions of element type **ext** are defined. The extension list, along with corresponding future extensions, is used to extend the storage capabilities of the DrawingML framework. This enables various new types of data to be stored natively in the framework.

*Attributes:*

**enabled:** A boolean ([\[XMLSCHEMA2/2\]](#) section 3.2.2) attribute that specifies whether the light is on.

The following W3C XML Schema ([\[XMLSCHEMA1/2\]](#) section 2.1) fragment specifies the contents of this complex type.

```
<xsd:complexType name="CT_AmbientLight">
  <xsd:sequence>
    <xsd:element name="clr" type="a:CT_Color" minOccurs="1" maxOccurs="1"/>
    <xsd:element name="illuminance" type="CT_PositiveRatio" minOccurs="1" maxOccurs="1"/>
    <xsd:element name="extLst" type="a:CT_OfficeArtExtensionList" minOccurs="0"
maxOccurs="1"/>
  </xsd:sequence>
  <xsd:attribute name="enabled" type="xsd:boolean" use="optional" default="true"/>
</xsd:complexType>
```

See section [5.29](#) for the full W3C XML Schema ([\[XMLSCHEMA1/2\]](#) section 2.1).

### 2.31.3.2 CT\_DirectionalLight

*Target namespace:* <http://schemas.microsoft.com/office/drawing/2017/model3d>

*Referenced by:* [CT\\_Model3D](#)

Represents a light which illuminates all surfaces of a **3D Model** equally from a given direction.

*Child Elements:*

**clr:** A CT\_Color ([\[MS-DOCX\]](#) section 2.6.3.3) element that specifies the color values of the directional light.

**illuminance:** A CT\_PositiveRatio (section [2.31.3.16](#)) element that specifies the total luminous flux on a surface per unit area. The units used are lux (lumen per meter squared).



**pos:** A CT\_Point3D ([ISO/IEC29500-1:2016] section A.4.1) element that specifies the position of the light. The output of a directional light is not affected by position. The position is purely for a visual representation of the light for convenience.

**lookAt:** A CT\_Point3D ([ISO/IEC29500-1:2016] section A.4.1) element that specifies the point at which the light is directed to.

**extLst:** A CT\_OfficeArtExtensionList ([ISO/IEC29500-1:2016] section A.4.1) element that specifies the extension list in which all future extensions of element type **ext** are defined. The extension list, along with corresponding future extensions, is used to extend the storage capabilities of the DrawingML framework. This enables various new types of data to be stored natively in the framework.

*Attributes:*

**enabled:** A boolean ([XMLSCHEMA2/2] section 3.2.2) attribute that specifies whether the light is on.

**angularRad:** An [ST\\_AngularRadius](#) attribute that specifies the angular radius of the light. A value of zero implies all light rays are parallel, making the shadow edges sharp. Values greater than zero soften the shadow edges.

The following W3C XML Schema ([XMLSCHEMA1/2] section 2.1) fragment specifies the contents of this complex type.

```
<xsd:complexType name="CT_DirectionalLight">
  <xsd:sequence>
    <xsd:element name="clr" type="a:CT_Color" minOccurs="1" maxOccurs="1"/>
    <xsd:element name="illuminance" type="CT_PositiveRatio" minOccurs="1" maxOccurs="1"/>
    <xsd:element name="pos" type="a:CT_Point3D" minOccurs="1" maxOccurs="1"/>
    <xsd:element name="lookAt" type="a:CT_Point3D" minOccurs="1" maxOccurs="1"/>
    <xsd:element name="extLst" type="a:CT_OfficeArtExtensionList" minOccurs="0"
maxOccurs="1"/>
  </xsd:sequence>
  <xsd:attribute name="enabled" type="xsd:boolean" use="optional" default="true"/>
  <xsd:attribute name="angularRad" type="ST_AngularRadius" use="required"/>
</xsd:complexType>
```

See section [5.29](#) for the full W3C XML Schema ([XMLSCHEMA1/2] section 2.1).

### 2.31.3.3 CT\_Model3D

*Target namespace:* <http://schemas.microsoft.com/office/drawing/2017/model3d>

*Referenced by:* [model3d](#)

Represents the data used to create a **3D Model**.

*Child Elements:*

**spPr:** A CT\_ShapeProperties ([ISO/IEC29500-1:2016] section A.4.1) element that specifies the visual properties that can be applied to a 3D model.

**camera:** A [CT\\_Model3DCamera](#) element that specifies the camera properties of the 3D Model.

**trans:** A [CT\\_Model3DTransform](#) element that specifies the transform properties of the 3D Model.

**attrSrcUrl:** A [CT\\_PictureAttributionSourceURL](#) element that specifies the page URL of the 3D Model source.

**raster:** A [CT\\_Model3DRaster](#) element that specifies the relationship ID of a rasterized image of the 3D Model and information about the renderer used to create that image.

**extLst:** A [CT\\_OfficeArtExtensionList](#) [[ISO/IEC29500-1:2016] section A.4.1] element that specifies the extension list in which all future extensions of element type **ext** are defined. The extension list, along with corresponding future extensions, is used to extend the storage capabilities of the DrawingML framework. This enables various new types of data to be stored natively in the framework.

**objViewport:** A [CT\\_ObjectViewport](#) element that specifies viewport properties of the 3D Model while in object mode.

**winViewport:** A [CT\\_WindowViewport](#) element that specifies viewport properties of the 3D Model while in window mode.

**ambientLight:** A [CT\\_AmbientLight](#) element that specifies ambient light properties of the 3D Model.

**ptLight:** A [CT\\_PointLight](#) element that specifies the properties of a point light of the 3D Model.

**spotLight:** A [CT\\_SpotLight](#) element that specifies the properties of a spot light of the 3D Model.

**dirLight:** A [CT\\_DirectionalLight](#) element that specifies the properties of a directional light of the 3D Model.

**unkLight:** A [CT\\_UnknownLight](#) element that specifies the properties of a yet to be defined light of the 3D Model.

*Attributes:*

**r:embed:** An [ST\\_RelationshipId](#) ([ISO/IEC29500-1:2016] section 22.8.2.1) attribute that specifies the identification information for an embedded binary object that resides locally within the file.

**r:link:** An [ST\\_RelationshipId](#) ([ISO/IEC29500-1:2016] section 22.8.2.1) attribute that specifies the identification information for a binary object. This attribute is used to specify an object that does not reside within this file.

The following W3C XML Schema ([\[XMLSCHEMA1/2\]](#) section 2.1) fragment specifies the contents of this complex type.

```
<xsd:complexType name="CT_Model3D">
  <xsd:sequence>
    <xsd:element name="spPr" type="a:CT_ShapeProperties" minOccurs="1" maxOccurs="1"/>
    <xsd:element name="camera" type="CT_Model3DCamera" minOccurs="1" maxOccurs="1"/>
    <xsd:element name="trans" type="CT_Model3DTransform" minOccurs="1" maxOccurs="1"/>
    <xsd:element name="attrSrcUrl" type="a1611:CT_PictureAttributionSourceURL" minOccurs="0"
maxOccurs="1"/>
    <xsd:element name="raster" type="CT_Model3DRaster" minOccurs="0" maxOccurs="1"/>
    <xsd:element name="extLst" type="a:CT_OfficeArtExtensionList" minOccurs="0"
maxOccurs="1"/>
    <xsd:choice minOccurs="1" maxOccurs="1">
      <xsd:element name="objViewport" type="CT_ObjectViewport"/>
      <xsd:element name="winViewport" type="CT_WindowViewport"/>
    </xsd:choice>
    <xsd:element name="ambientLight" type="CT_AmbientLight" minOccurs="0" maxOccurs="1"/>
    <xsd:choice minOccurs="0" maxOccurs="unbounded">
      <xsd:element name="ptLight" type="CT_PointLight"/>
      <xsd:element name="spotLight" type="CT_SpotLight"/>
      <xsd:element name="dirLight" type="CT_DirectionalLight"/>
      <xsd:element name="unkLight" type="CT_UnknownLight"/>
    </xsd:choice>
  </xsd:sequence>
  <xsd:attributeGroup ref="a:AG_Blob"/>
</xsd:complexType>
```

See section [5.29](#) for the full W3C XML Schema ([\[XMLSCHEMA1/2\]](#) section 2.1).

### 2.31.3.4 CT\_Model3DCamera

*Target namespace:* <http://schemas.microsoft.com/office/drawing/2017/model3d>

*Referenced by:* [CT\\_Model3D](#)

Represents position and orientation of the camera, and the volume of space the camera sees.

*Child Elements:*

**pos:** A CT\_Point3D [\[\[ISO/IEC29500-1:2016\] section A.4.1\]](#) element that specifies the position of the camera relative to the origin of the **3D Model**.

**up:** A CT\_Vector3D [\[\[ISO/IEC29500-1:2016\] section A.4.1\]](#) element that specifies the up vector of the camera in world space.

**lookAt:** A CT\_Point3D [\[\[ISO/IEC29500-1:2016\] section A.4.1\]](#) element that specifies the point at which the camera is aimed in world space.

**orthographic:** A [CT\\_OrthographicProjection](#) element that specifies the projection of the camera if it is orthographic.

**perspective:** A [CT\\_PerspectiveProjection](#) element that specifies the projection of the camera if it is perspective.

**extLst:** A CT\_OfficeArtExtensionList [\[\[ISO/IEC29500-1:2016\] section A.4.1\]](#) element that specifies the extension list in which all future extensions of element type **ext** are defined. The extension list, along with corresponding future extensions, is used to extend the storage capabilities of the DrawingML framework. This enables various new types of data to be stored natively in the framework.

The following W3C XML Schema ([\[XMLSCHEMA1/2\] section 2.1](#)) fragment specifies the contents of this complex type.

```
<xsd:complexType name="CT_Model3DCamera">
  <xsd:sequence>
    <xsd:element name="pos" type="a:CT_Point3D" minOccurs="1" maxOccurs="1"/>
    <xsd:element name="up" type="a:CT_Vector3D" minOccurs="1" maxOccurs="1"/>
    <xsd:element name="lookAt" type="a:CT_Point3D" minOccurs="1" maxOccurs="1"/>
    <xsd:choice minOccurs="1" maxOccurs="1">
      <xsd:element name="orthographic" type="CT_OrthographicProjection"/>
      <xsd:element name="perspective" type="CT_PerspectiveProjection"/>
    </xsd:choice>
    <xsd:element name="extLst" type="a:CT_OfficeArtExtensionList" minOccurs="0"
maxOccurs="1"/>
  </xsd:sequence>
</xsd:complexType>
```

See section [5.29](#) for the full W3C XML Schema ([\[XMLSCHEMA1/2\] section 2.1](#)).

### 2.31.3.5 CT\_Model3DRaster

*Target namespace:* <http://schemas.microsoft.com/office/drawing/2017/model3d>

*Referenced by:* [CT\\_Model3D](#)

Contains the rasterized image of the **3D Model** and information about the renderer used to generate it, so that the 3D model can be drawn without loading the 3D viewer.

*Child Elements:*

**blip:** A CT\_Blip ([ISO/IEC29500-1:2016] section A.4.1) element that specifies the relationship ID of a rasterized image of a 3D Model.

*Attributes:*

**rName:** A string ([XMLSCHEMA2/2] section 3.2.1) attribute that specifies the name of the renderer at the time the image was last updated.

**rVer:** A string ([XMLSCHEMA2/2] section 3.2.1) attribute that specifies the version of the renderer at the time the image was last updated.

The following W3C XML Schema ([XMLSCHEMA1/2] section 2.1) fragment specifies the contents of this complex type.

```
<xsd:complexType name="CT_Model3DRaster">
  <xsd:sequence>
    <xsd:element name="blip" type="a:CT_Blip" minOccurs="0" maxOccurs="1"/>
  </xsd:sequence>
  <xsd:attribute name="rName" type="xsd:string" use="required"/>
  <xsd:attribute name="rVer" type="xsd:string" use="required"/>
</xsd:complexType>
```

See section [5.29](#) for the full W3C XML Schema ([XMLSCHEMA1/2] section 2.1).

### 2.31.3.6 CT\_Model3DTransform

*Target namespace:* <http://schemas.microsoft.com/office/drawing/2017/model3d>

*Referenced by:* [CT\\_Model3D](#)

Contains transform information required to correctly represent the model in 3D space. The transformation happens in the following order: **preTrans**, **scale**, **rotate**, **postTrans**. **preTrans** and **postTrans** are both required to allow for the center of rotation and the origin to be different.

*Child Elements:*

**meterPerModelUnit:** A CT\_PositiveRatio (section [2.31.3.16](#)) element that specifies the ratio of meters to units used in the **3D Model**.

**preTrans:** A CT\_Vector3D ([ISO/IEC29500-1:2016] section A.4.1) element that specifies the first translation that occurs. This is to change the center of rotation of the 3D Model.

**scale:** A [CT\\_Scale3D](#) element that specifies the scale of the 3D Model.

**rot:** A [CT\\_Rotate3D](#) element that specifies the rotation of the model about the center of rotation specified by **preTrans**.

**postTrans:** A CT\_Vector3D ([ISO/IEC29500-1:2016] section A.4.1) element that specifies the second translation that occurs. This is to change the origin of the 3D Model.

**extLst:** A CT\_OfficeArtExtensionList ([ISO/IEC29500-1:2016] section A.4.1) element that specifies the extension list in which all future extensions of element type **ext** are defined. The extension list, along with corresponding future extensions, is used to extend the storage capabilities of the DrawingML framework. This enables various new types of data to be stored natively in the framework.

The following W3C XML Schema ([XMLSCHEMA1/2] section 2.1) fragment specifies the contents of this complex type.

```
<xsd:complexType name="CT_Model3DTransform">
  <xsd:sequence>
```

```

    <xsd:element name="meterPerModelUnit" type="CT_PositiveRatio" minOccurs="0"
maxOccurs="1"/>
    <xsd:element name="preTrans" type="a:CT_Vector3D" minOccurs="0" maxOccurs="1"/>
    <xsd:element name="scale" type="CT_Scale3D" minOccurs="0" maxOccurs="1"/>
    <xsd:element name="rot" type="CT_Rotate3D" minOccurs="0" maxOccurs="1"/>
    <xsd:element name="postTrans" type="a:CT_Vector3D" minOccurs="0" maxOccurs="1"/>
    <xsd:element name="extLst" type="a:CT_OfficeArtExtensionList" minOccurs="0"
maxOccurs="1"/>
  </xsd:sequence>
</xsd:complexType>

```

See section [5.29](#) for the full W3C XML Schema ([XMLSCHEMA1/2] section 2.1).

### 2.31.3.7 CT\_ObjectViewport

*Target namespace:* <http://schemas.microsoft.com/office/drawing/2017/model3d>

*Referenced by:* [CT\\_Model3D](#)

Represents the viewport properties of a **3D Model** which is set to object mode. In object mode, the size of the frame is updated automatically to fit the visible part of the 3D Model scene. Due to this, frame and projection information are recalculated whenever the model is rotated. In this mode, the viewport center and the graphics frame center are the same. This is the default behavior mode.

*Child Elements:*

**extLst:** A CT\_OfficeArtExtensionList ([\[ISO/IEC29500-1:2016\]](#) section A.4.1) element that specifies the extension list in which all future extensions of element type **ext** are defined. The extension list, along with corresponding future extensions, is used to extend the storage capabilities of the DrawingML framework. This enables various new types of data to be stored natively in the framework.

*Attributes:*

**viewportSz:** An ST\_PositiveCoordinate ([\[ISO/IEC29500-1:2016\]](#) section A.4.1) attribute that specifies the size of the square viewport that contains the full field of view. The size of the viewport is used to update the size of the **graphicFrame** to fit the visible portions of the scene. This viewport is centered around the look-at point.

The following W3C XML Schema ([\[XMLSCHEMA1/2\]](#) section 2.1) fragment specifies the contents of this complex type.

```

<xsd:complexType name="CT_ObjectViewport">
  <xsd:sequence>
    <xsd:element name="extLst" type="a:CT_OfficeArtExtensionList" minOccurs="0"
maxOccurs="1"/>
  </xsd:sequence>
  <xsd:attribute name="viewportSz" type="a:ST_PositiveCoordinate" use="required"/>
</xsd:complexType>

```

See section [5.29](#) for the full W3C XML Schema ([XMLSCHEMA1/2] section 2.1).

### 2.31.3.8 CT\_OrthographicProjection

*Target namespace:* <http://schemas.microsoft.com/office/drawing/2017/model3d>

*Referenced by:* [CT\\_Model3DCamera](#)

Represents an orthographic camera projection.

#### Child Elements:

**sz:** A CT\_PositiveRatio (section [2.31.3.16](#)) element that specifies the size of one unit object relative to the viewport height.

**extLst:** A CT\_OfficeArtExtensionList ([\[ISO/IEC29500-1:2016\]](#) section A.4.1) element that specifies the extension list in which all future extensions of element type **ext** are defined. The extension list, along with corresponding future extensions, is used to extend the storage capabilities of the DrawingML framework. This enables various new types of data to be stored natively in the framework.

The following W3C XML Schema ([\[XMLSCHEMA1/2\]](#) section 2.1) fragment specifies the contents of this complex type.

```
<xsd:complexType name="CT_OrthographicProjection">
  <xsd:sequence>
    <xsd:element name="sz" type="CT_PositiveRatio" minOccurs="1" maxOccurs="1"/>
    <xsd:element name="extLst" type="a:CT_OfficeArtExtensionList" minOccurs="0"
maxOccurs="1"/>
  </xsd:sequence>
</xsd:complexType>
```

See section [5.29](#) for the full W3C XML Schema ([\[XMLSCHEMA1/2\]](#) section 2.1).

### 2.31.3.9 CT\_PerspectiveProjection

*Target namespace:* <http://schemas.microsoft.com/office/drawing/2017/model3d>

*Referenced by:* [CT\\_Model3DCamera](#)

Represents a perspective camera projection.

#### Child Elements:

**extLst:** A CT\_OfficeArtExtensionList ([\[ISO/IEC29500-1:2016\]](#) section A.4.1) element that specifies the extension list in which all future extensions of element type **ext** are defined. The extension list, along with corresponding future extensions, is used to extend the storage capabilities of the DrawingML framework. This enables various new types of data to be stored natively in the framework.

#### Attributes:

**fov:** An ST\_FOVAngle ([\[ISO/IEC29500-1:2016\]](#) section A.4.1) attribute that specifies the vertical field of view angle for perspective projection. The range MUST be (0, 180).

The following W3C XML Schema ([\[XMLSCHEMA1/2\]](#) section 2.1) fragment specifies the contents of this complex type.

```
<xsd:complexType name="CT_PerspectiveProjection">
  <xsd:sequence>
    <xsd:element name="extLst" type="a:CT_OfficeArtExtensionList" minOccurs="0"
maxOccurs="1"/>
  </xsd:sequence>
  <xsd:attribute name="fov" type="a:ST_FOVAngle" use="required"/>
</xsd:complexType>
```

See section [5.29](#) for the full W3C XML Schema ([\[XMLSCHEMA1/2\]](#) section 2.1).

### 2.31.3.10 CT\_PointLight

*Target namespace:* <http://schemas.microsoft.com/office/drawing/2017/model3d>

Referenced by: [CT\\_Model3D](#)

Represents an omni-directional point light of the **3D Model**.

*Child Elements:*

**clr:** A CT\_Color ([\[MS-DOCX\]](#) section 2.6.3.3) element that specifies the color values of the point light.

**intensity:** A CT\_PositiveRatio (section [2.31.3.16](#)) element that specifies the intensity of the point light, represented in Candela.

**pos:** A CT\_Point3D ([\[ISO/IEC29500-1:2016\]](#) section A.4.1) element that specifies the position of the point light of the 3D Model.

**extLst:** A CT\_OfficeArtExtensionList ([ISO/IEC29500-1:2016] section A.4.1) element that specifies the extension list in which all future extensions of element type **ext** are defined. The extension list, along with corresponding future extensions, is used to extend the storage capabilities of the DrawingML framework. This enables various new types of data to be stored natively in the framework.

*Attributes:*

**enabled:** A boolean ([\[XMLSCHEMA2/2\]](#) section 3.2.2) attribute that specifies whether the light is on or off.

**rad:** An ST\_PositiveCoordinate ([ISO/IEC29500-1:2016] section A.4.1) attribute that specifies the length of the radius of the light in **English Metric Units (EMUs)**.

The following W3C XML Schema ([\[XMLSCHEMA1/2\]](#) section 2.1) fragment specifies the contents of this complex type.

```
<xsd:complexType name="CT_PointLight">
  <xsd:sequence>
    <xsd:element name="clr" type="a:CT_Color" minOccurs="1" maxOccurs="1"/>
    <xsd:element name="intensity" type="CT_PositiveRatio" minOccurs="1" maxOccurs="1"/>
    <xsd:element name="pos" type="a:CT_Point3D" minOccurs="1" maxOccurs="1"/>
    <xsd:element name="extLst" type="a:CT_OfficeArtExtensionList" minOccurs="0"
maxOccurs="1"/>
  </xsd:sequence>
  <xsd:attribute name="enabled" type="xsd:boolean" use="optional" default="true"/>
  <xsd:attribute name="rad" type="a:ST_PositiveCoordinate" use="required"/>
</xsd:complexType>
```

See section [5.29](#) for the full W3C XML Schema ([XMLSCHEMA1/2] section 2.1).

### 2.31.3.11 CT\_Rotate3D

*Target namespace:* <http://schemas.microsoft.com/office/drawing/2017/model3d>

Referenced by: [CT\\_Model3DTransform](#)

Represents a 3D Euler-angle rotation.

*Attributes:*

**ax:** An ST\_Angle ([\[ISO/IEC29500-1:2016\]](#) section A.4.1) attribute that specifies a rotation about the x-axis.

**ay:** An ST\_Angle ([ISO/IEC29500-1:2016] section A.4.1) attribute that specifies a rotation about the y-axis.

**az:** An ST\_Angle ([ISO/IEC29500-1:2016] section A.4.1) attribute that specifies a rotation about the z-axis.

The following W3C XML Schema ([XMLSCHEMA1/2] section 2.1) fragment specifies the contents of this complex type.

```
<xsd:complexType name="CT_Rotate3D">
  <xsd:attribute name="ax" type="a:ST_Angle" use="optional" default="0"/>
  <xsd:attribute name="ay" type="a:ST_Angle" use="optional" default="0"/>
  <xsd:attribute name="az" type="a:ST_Angle" use="optional" default="0"/>
</xsd:complexType>
```

See section [5.29](#) for the full W3C XML Schema ([XMLSCHEMA1/2] section 2.1).

### 2.31.3.12 CT\_Scale3D

*Target namespace:* <http://schemas.microsoft.com/office/drawing/2017/model3d>

*Referenced by:* [CT\\_Model3DTransform](#)

Represents a 3D scaling transformation.

*Child Elements:*

**sx:** A CT\_Ratio ([ISO/IEC29500-1:2016] section A.4.1) element that specifies the multiplier to apply to the x-axis.

**sy:** A CT\_Ratio ([ISO/IEC29500-1:2016] section A.4.1) element that specifies the multiplier to apply to the y-axis.

**sz:** A CT\_Ratio ([ISO/IEC29500-1:2016] section A.4.1) element that specifies the multiplier to apply to the z-axis.

The following W3C XML Schema ([XMLSCHEMA1/2] section 2.1) fragment specifies the contents of this complex type.

```
<xsd:complexType name="CT_Scale3D">
  <xsd:sequence>
    <xsd:element name="sx" type="a:CT_Ratio" minOccurs="1" maxOccurs="1"/>
    <xsd:element name="sy" type="a:CT_Ratio" minOccurs="1" maxOccurs="1"/>
    <xsd:element name="sz" type="a:CT_Ratio" minOccurs="1" maxOccurs="1"/>
  </xsd:sequence>
</xsd:complexType>
```

See section [5.29](#) for the full W3C XML Schema ([XMLSCHEMA1/2] section 2.1).

### 2.31.3.13 CT\_SpotLight

*Target namespace:* <http://schemas.microsoft.com/office/drawing/2017/model3d>

*Referenced by:* [CT\\_Model3D](#)

Represents a spot light in the CT\_Model3D element.

*Child Elements:*

**clr:** A CT\_Color ([MS-DOCX] section 2.6.3.3) element that specifies the color values of the spot light.



**intensity:** A CT\_PositiveRatio (section [2.31.3.16](#)) element that specifies the intensity of the spot light, represented in Candela.

**pos:** A CT\_Point3D ([\[ISO/IEC29500-1:2016\]](#) section A.4.1) element that specifies the position of the spot light in world space.

**lookAt:** A CT\_Point3D ([\[ISO/IEC29500-1:2016\]](#) section A.4.1) element that specifies the position the spot light points to in the world space.

**extLst:** A CT\_OfficeArtExtensionList ([\[ISO/IEC29500-1:2016\]](#) section A.4.1) element that specifies the extension list in which all future extensions of element type **ext** are defined. The extension list, along with corresponding future extensions, is used to extend the storage capabilities of the DrawingML framework. This enables various new types of data to be stored natively in the framework.

*Attributes:*

**enabled:** A boolean ([\[XMLSCHEMA2/2\]](#) section 3.2.2) attribute that specifies whether the light is on or off.

**rad:** An ST\_PositiveCoordinate ([\[ISO/IEC29500-1:2016\]](#) section A.4.1) attribute that specifies the radius, or distance, of the light, represented in **EMUs**.

**spotAng:** An ST\_FOVAngle ([\[ISO/IEC29500-1:2016\]](#) section A.4.1) attribute that specifies the angle of the spot light.

The following W3C XML Schema ([\[XMLSCHEMA1/2\]](#) section 2.1) fragment specifies the contents of this complex type.

```
<xsd:complexType name="CT_SpotLight">
  <xsd:sequence>
    <xsd:element name="clr" type="a:CT_Color" minOccurs="1" maxOccurs="1"/>
    <xsd:element name="intensity" type="CT_PositiveRatio" minOccurs="1" maxOccurs="1"/>
    <xsd:element name="pos" type="a:CT_Point3D" minOccurs="1" maxOccurs="1"/>
    <xsd:element name="lookAt" type="a:CT_Point3D" minOccurs="1" maxOccurs="1"/>
    <xsd:element name="extLst" type="a:CT_OfficeArtExtensionList" minOccurs="0"
maxOccurs="1"/>
  </xsd:sequence>
  <xsd:attribute name="enabled" type="xsd:boolean" use="optional" default="true"/>
  <xsd:attribute name="rad" type="a:ST_PositiveCoordinate" use="required"/>
  <xsd:attribute name="spotAng" type="a:ST_FOVAngle" use="required"/>
</xsd:complexType>
```

See section [5.29](#) for the full W3C XML Schema ([\[XMLSCHEMA1/2\]](#) section 2.1).

### 2.31.3.14 CT\_UnknownLight

*Target namespace:* <http://schemas.microsoft.com/office/drawing/2017/model3d>

*Referenced by:* [CT\\_Model3D](#)

The storage representation of an unknown light source for future extension.

The following W3C XML Schema ([\[XMLSCHEMA1/2\]](#) section 2.1) fragment specifies the contents of this complex type.

```
<xsd:complexType name="CT_UnknownLight"/>
```

See section [5.29](#) for the full W3C XML Schema ([\[XMLSCHEMA1/2\]](#) section 2.1).

### 2.31.3.15 CT\_WindowViewport

*Target namespace:* <http://schemas.microsoft.com/office/drawing/2017/model3d>

*Referenced by:* [CT\\_Model3D](#)

Represents that the model is in window mode. In this mode, the size of the frame is manually modifiable and is preserved. The camera can also be panned, causing the model to potentially be clipped by the edge of the frame. If the camera is panned, the look at point is updated to a point of the model in the center of the frame.

*Child Elements:*

**extLst:** A CT\_OfficeArtExtensionList ([\[ISO/IEC29500-1:2016\]](#) section A.4.1) element that specifies the extension list in which all future extensions of element type **ext** are defined. The extension list, along with corresponding future extensions, is used to extend the storage capabilities of the DrawingML framework. This enables various new types of data to be stored natively in the framework.

The following W3C XML Schema ([\[XMLSCHEMA1/2\]](#) section 2.1) fragment specifies the contents of this complex type.

```
<xsd:complexType name="CT_WindowViewport">
  <xsd:sequence>
    <xsd:element name="extLst" type="a:CT_OfficeArtExtensionList" minOccurs="0"
      maxOccurs="1"/>
  </xsd:sequence>
</xsd:complexType>
```

See section [5.29](#) for the full W3C XML Schema ([\[XMLSCHEMA1/2\]](#) section 2.1).

### 2.31.3.16 CT\_PositiveRatio

*Target namespace:* <http://schemas.microsoft.com/office/drawing/2017/model3d>

*Referenced by:* [CT\\_Model3DTransform](#), [CT\\_OrthographicProjection](#), [CT\\_AmbientLight](#), [CT\\_PointLight](#), [CT\\_SpotLight](#), [CT\\_DirectionalLight](#)

Represents an absolute scaling factor as a positive rational number.

*Attributes:*

**n:** An unsignedLong ([\[XMLSCHEMA2/2\]](#) section 3.3.21) attribute that specifies the numerator of the ratio. This MUST be greater than or equal to 0.

**d:** An unsignedLong ([\[XMLSCHEMA2/2\]](#) section 3.3.21) attribute that specifies the denominator of the ratio. This MUST be greater than 0.

The following W3C XML Schema ([\[XMLSCHEMA1/2\]](#) section 2.1) fragment specifies the contents of this complex type.

```
<xsd:complexType name="CT_PositiveRatio">
  <xsd:attribute name="n" type="xsd:unsignedLong" use="required"/>
  <xsd:attribute name="d" type="xsd:unsignedLong" use="required"/>
</xsd:complexType>
```

See section [5.29](#) for the full W3C XML Schema ([\[XMLSCHEMA1/2\]](#) section 2.1).

## 2.31.4 Simple Types

### 2.31.4.1 ST\_AngularRadius

*Target namespace:* <http://schemas.microsoft.com/office/drawing/2017/model3d>

*Referenced by:* [CT\\_DirectionalLight](#)

Represents a positive angle with units being 1/60000th of a degree. The range is from [0, 90] degrees.

The following W3C XML Schema ([\[XMLSCHEMA1/2\]](#) section 2.1) fragment specifies the contents of this simple type.

```
<xsd:simpleType name="ST_AngularRadius">
  <xsd:restriction base="a:ST_Angle">
    <xsd:minInclusive value="0"/>
    <xsd:maxInclusive value="5400000"/>
  </xsd:restriction>
</xsd:simpleType>
```

See section [5.29](#) for the full W3C XML Schema ([\[XMLSCHEMA1/2\]](#) section 2.1).

## 2.32 <http://schemas.microsoft.com/office/drawing/2016/12/diagram>

### 2.32.1 Elements

#### 2.32.1.1 IstStyle

*Target namespace:* <http://schemas.microsoft.com/office/drawing/2016/12/diagram>

A **CT\_TextListStyle** [\[ISO/IEC29500-1:2016\]](#) section A.4.1 element.

*An extension list child element of:* **diagrams** as specified in [\[ISO/IEC29500-1:2016\]](#) section 21.4.2.

This element specifies a list of styles associated with this diagram.

Each style level described in the list maps to each corresponding node level. There are 9 level text property elements allowed, levels 0-8. The levels and attributes are specified in [\[ISO/IEC29500-1:2016\]](#) sections 21.1.2.4.13 through 21.1.2.4.21.

[*Note:* To resolve conflicting paragraph properties the linear hierarchy of paragraph properties SHOULD be examined, starting first with the paragraph property level specified in [\[ISO/IEC29500-1:2016\]](#) section 21.1.2.4.13, followed by the defpPr property specified in [\[ISO/IEC29500-1:2016\]](#) section 21.1.2.2.2. Within the IstStyle property, the lvlpPr takes priority over the defpPr element. The rule here is that properties that are defined at a level closer to the actual text SHOULD take precedence. *end note*]

The following W3C XML Schema ([\[XMLSCHEMA1/2\]](#) section 2.1) fragment specifies the contents of this element.

```
<xsd:element name="IstStyle" type="a:CT_TextListStyle"/>
```

See section [5.30](#) for the full W3C XML Schema ([\[XMLSCHEMA1/2\]](#) section 2.1).

### 2.32.1.2 spPr

*Target namespace:* <http://schemas.microsoft.com/office/drawing/2016/12/diagram>

A **CT\_ShapeProperties** [\[ISO/IEC29500-1:2016\]](#) section A.4.1 element.

An *extension list child element of:* **diagrams** as specified in [\[ISO/IEC29500-1:2016\]](#) section 21.4.2.

This element specifies the formatting for this parent diagram element. The attributes are specified in [\[ISO/IEC29500-1:2016\]](#) section 20.5.2.30.

The following W3C XML Schema ([\[XMLSCHEMA1/2\]](#) section 2.1) fragment specifies the contents of this element.

```
<xsd:element name="spPr" type="a:CT_ShapeProperties"/>
```

See section [5.30](#) for the full W3C XML Schema ([\[XMLSCHEMA1/2\]](#) section 2.1).

### 2.32.2 Attributes

None.

### 2.32.3 Complex Types

None.

### 2.32.4 Simple Types

None.

## 2.33 <http://schemas.microsoft.com/office/drawing/2017/03/chart>

### 2.33.1 Elements

#### 2.33.1.1 dataDisplayOptions16

*Target namespace:* <http://schemas.microsoft.com/office/drawing/2017/03/chart>

A **CT\_DataDisplayOptions16** element that specifies how data is displayed in a chart.

The following W3C XML Schema ([\[XMLSCHEMA1/2\]](#) section 2.1) fragment specifies the contents of this element.

```
<xsd:element name="dataDisplayOptions16" type="CT_DataDisplayOptions16"/>
```

See section [5.31](#) for the full W3C XML Schema ([\[XMLSCHEMA1/2\]](#) section 2.1).

### 2.33.2 Attributes

None.

## 2.33.3 Complex Types

### 2.33.3.1 CT\_BooleanFalse

*Target namespace:* <http://schemas.microsoft.com/office/drawing/2017/03/chart>

*Referenced by:* [CT\\_DataDisplayOptions16](#)

A complex type that specifies a Boolean value that defaults to FALSE.

*Attributes:*

**val:** A boolean ([\[XMLSCHEMA2/2\]](#) section 3.2.2) attribute that specifies a value of 0, 1, true, or false.

The following W3C XML Schema ([\[XMLSCHEMA1/2\]](#) section 2.1) fragment specifies the contents of this complex type.

```
<xsd:complexType name="CT_BooleanFalse">
  <xsd:attribute name="val" type="xsd:boolean" use="optional" default="false"/>
</xsd:complexType>
```

See section [5.31](#) for the full W3C XML Schema ([\[XMLSCHEMA1/2\]](#) section 2.1).

### 2.33.3.2 CT\_DataDisplayOptions16

*Target namespace:* <http://schemas.microsoft.com/office/drawing/2017/03/chart>

*Referenced by:* [dataDisplayOptions16](#)

Specifies how data is displayed in a chart.

*Child Elements:*

**dispNaAsBlank:** A [CT\\_BooleanFalse](#) element that specifies whether to treat cells containing #N/A as if they were blank cells for data display purposes.

The following W3C XML Schema ([\[XMLSCHEMA1/2\]](#) section 2.1) fragment specifies the contents of this complex type.

```
<xsd:complexType name="CT_DataDisplayOptions16">
  <xsd:sequence>
    <xsd:element name="dispNaAsBlank" type="CT_BooleanFalse" minOccurs="0" maxOccurs="1"/>
  </xsd:sequence>
</xsd:complexType>
```

See section [5.31](#) for the full W3C XML Schema ([\[XMLSCHEMA1/2\]](#) section 2.1).

## 2.33.4 Simple Types

None.

## 2.34 <http://schemas.microsoft.com/office/drawing/2017/decorative>

### 2.34.1 Elements

#### 2.34.1.1 decorative

*Target namespace:* <http://schemas.microsoft.com/office/drawing/2017/decorative>

A [CT\\_Decorative](#) element that specifies whether an object is decorative.

The following W3C XML Schema ([\[XMLSCHEMA1/2\]](#) section 2.1) fragment specifies the contents of this element.

```
<xsd:element name="decorative" type="CT_Decorative"/>
```

See section [5.32](#) for the full W3C XML Schema ([\[XMLSCHEMA1/2\]](#) section 2.1).

### 2.34.2 Attributes

None.

### 2.34.3 Complex Types

#### 2.34.3.1 CT\_Decorative

*Target namespace:* <http://schemas.microsoft.com/office/drawing/2017/decorative>

*Referenced by:* [decorative](#)

Contains a flag that indicates if the object is decorative, which means that the object is not important to the overall meaning of the document. Primarily used in accessibility scenarios.

*Attributes:*

**val:** A boolean ([\[XMLSCHEMA2/2\]](#) section 3.2.2) attribute that specifies whether an object is decorative.

The following W3C XML Schema ([\[XMLSCHEMA1/2\]](#) section 2.1) fragment specifies the contents of this complex type.

```
<xsd:complexType name="CT_Decorative">
  <xsd:attribute name="val" type="xsd:boolean" use="optional"/>
</xsd:complexType>
```

See section [5.32](#) for the full W3C XML Schema ([\[XMLSCHEMA1/2\]](#) section 2.1).

### 2.34.4 Simple Types

None.

## 2.35 <http://schemas.microsoft.com/office/drawing/2018/hyperlinkcolor>

### 2.35.1 Elements

#### 2.35.1.1 **hlinkClr**

*Target namespace:* <http://schemas.microsoft.com/office/drawing/2018/hyperlinkcolor>

A [CT\\_HyperlinkColor](#) element that specifies the text hyperlink color as either the Office Theme hyperlink color or the text color.

The following W3C XML Schema ([\[XMLSCHEMA1/2\]](#) section 2.1) fragment specifies the contents of this element.

```
<xsd:element name="hlinkClr" type="CT_HyperlinkColor"/>
```

See section [5.33](#) for the full W3C XML Schema ([\[XMLSCHEMA1/2\]](#) section 2.1).

### 2.35.2 Attributes

None.

### 2.35.3 Complex Types

#### 2.35.3.1 **CT\_HyperlinkColor**

*Target namespace:* <http://schemas.microsoft.com/office/drawing/2018/hyperlinkcolor>

*Referenced by:* [hlinkClr](#)

Wraps [ST\\_HyperlinkColor](#) (section [2.35.4.1](#))

*Attributes:*

**val:** An [ST\\_HyperlinkColor](#) attribute that specifies which color option to use for the hyperlink text color.

The following W3C XML Schema ([\[XMLSCHEMA1/2\]](#) section 2.1) fragment specifies the contents of this complex type.

```
<xsd:complexType name="CT_HyperlinkColor">  
  <xsd:attribute name="val" type="ST_HyperlinkColor" use="required"/>  
</xsd:complexType>
```

See section [5.33](#) for the full W3C XML Schema ([\[XMLSCHEMA1/2\]](#) section 2.1).

### 2.35.4 Simple Types

#### 2.35.4.1 **ST\_HyperlinkColor**

*Target namespace:* <http://schemas.microsoft.com/office/drawing/2018/hyperlinkcolor>

*Referenced by:* [CT\\_HyperlinkColor](#)

Indicates if the hyperlink is the theme's hyperlink color or the text color.

Value	Meaning
hlink	The hyperlink uses the hyperlink text color from the document's theme
tx	The hyperlink uses the text color

The following W3C XML Schema ([\[XMLSCHEMA1/2\]](#) section 2.1) fragment specifies the contents of this simple type.

```
<xsd:simpleType name="ST_HyperlinkColor">  
  <xsd:restriction base="xsd:token">  
    <xsd:enumeration value="hlink"/>  
    <xsd:enumeration value="tx"/>  
  </xsd:restriction>  
</xsd:simpleType>
```

See section [5.33](#) for the full W3C XML Schema ([\[XMLSCHEMA1/2\]](#) section 2.1).

## 2.36 <http://schemas.microsoft.com/office/drawing/2018/animation/model3d>

### 2.36.1 Elements

#### 2.36.1.1 posterFrame

*Target namespace:* <http://schemas.microsoft.com/office/drawing/2018/animation/model3d>

A [CT PosterFrame](#) element that specifies what frame of an animatable 3D model is to be used in cases where animation is disabled or unavailable. 3D Models with Embedded Animations animate continuously in many application display modes. Some modes cannot or are not supposed to honor animation – e.g. printer output cannot animate, and the window showing a print preview is also not supposed to animate the model, to present a faithful depiction of the printout. In these and other cases, the application will draw the part of the model described by the poster frame element, instead of an animated model.

The following W3C XML Schema ([\[XMLSCHEMA1/2\]](#) section 2.1) fragment specifies the contents of this element.

```
<xsd:element name="posterFrame" type="CT_PosterFrame"/>
```

See section [5.34](#) for the full W3C XML Schema ([\[XMLSCHEMA1/2\]](#) section 2.1).

#### 2.36.1.2 embedAnim

*Target namespace:* <http://schemas.microsoft.com/office/drawing/2018/animation/model3d>

A [CT EmbeddedAnimation](#) element that specifies how an animatable 3D model is supposed to animate inside a document. This includes core animation properties and the ID of default animation that is supposed to play.

The following W3C XML Schema ([\[XMLSCHEMA1/2\]](#) section 2.1) fragment specifies the contents of this element.



```
<xsd:element name="embedAnim" type="CT_EmbeddedAnimation"/>
```

See section [5.34](#) for the full W3C XML Schema ([XMLSCHEMA1/2] section 2.1).

## 2.36.2 Attributes

None.

## 2.36.3 Complex Types

### 2.36.3.1 CT\_EmbeddedAnimation

*Target namespace:* <http://schemas.microsoft.com/office/drawing/2018/animation/model3d>

*Referenced by:* [embedAnim](#)

This complex type specifies information that defines animation properties for a 3D model that contains embedded animations: core animation properties, and the embedded animation used to animate (3D models can contain multiple animations).

*Child Elements:*

**animPr:** A [CT\\_AnimationProperties](#) element that specifies the animation properties that are shared across multiple types of animated objects.

**extLst:** A [CT\\_OfficeArtExtensionList](#) ([ISO/IEC29500-1:2016] section A.4.1) element that specifies the extension list in which all future extensions of element type ext are defined. The extension list, along with corresponding future extensions, is used to extend the storage capabilities of the DrawingML framework. This enables various new types of data to be stored natively in the framework.

*Attributes:*

**animId:** An [ST\\_EmbeddedAnimationID](#) attribute that specifies which animation in the model is supposed to be used to animate. 3D models might contain multiple embedded animations, and this is a zero-based index indicating which of those animations is the one to use for a particular instance of a model.

The following W3C XML Schema ([XMLSCHEMA1/2] section 2.1) fragment specifies the contents of this complex type.

```
<xsd:complexType name="CT_EmbeddedAnimation">
  <xsd:sequence>
    <xsd:element name="animPr" type="aanim:CT_AnimationProperties" minOccurs="1"
maxOccurs="1"/>
    <xsd:element name="extLst" type="a:CT_OfficeArtExtensionList" minOccurs="0"
maxOccurs="1"/>
  </xsd:sequence>
  <xsd:attribute name="animId" type="ST_EmbeddedAnimationID" use="required"/>
</xsd:complexType>
```

See section [5.34](#) for the full W3C XML Schema ([XMLSCHEMA1/2] section 2.1).

### 2.36.3.2 CT\_PosterFrame

*Target namespace:* <http://schemas.microsoft.com/office/drawing/2018/animation/model3d>

*Referenced by:* [posterFrame](#)

This complex type specifies an index for animation and a time frame within that animation, to be used as a poster frame image, which visually represents an animatable object at times when it is not actively animating.

*Attributes:*

**animId:** An [ST\\_EmbeddedAnimationID](#) attribute that specifies which animation in the model is used to animate. 3D models might contain multiple embedded animations, and this is a zero-based index indicating which of those animations is the one to use for a particular instance of a model.

**frame:** An [ST\\_PositiveFixedPercentage](#) ([\[ISO/IEC29500-1:2016\]](#) section A.4.1) attribute that specifies which time to use to draw the poster frame of an animated object. The percentage value is relative to the beginning of the animation (time is 0%) and the end of the animation (time at 100%). This value is specified as a 1000<sup>th</sup> of a percent.

The following W3C XML Schema ([\[XMLSCHEMA1/2\]](#) section 2.1) fragment specifies the contents of this complex type.

```
<xsd:complexType name="CT_PosterFrame">
  <xsd:attribute name="animId" use="required" type="ST_EmbeddedAnimationID"/>
  <xsd:attribute name="frame" type="a:ST_PositiveFixedPercentage" use="optional"
  default="0"/>
</xsd:complexType>
```

See section [5.34](#) for the full W3C XML Schema ([\[XMLSCHEMA1/2\]](#) section 2.1).

## 2.36.4 Simple Types

### 2.36.4.1 ST\_EmbeddedAnimationID

*Target namespace:* <http://schemas.microsoft.com/office/drawing/2018/animation/model3d>

*Referenced by:* [CT\\_EmbeddedAnimation](#), [CT\\_PosterFrame](#)

This simple type specifies a particular embedded animation inside of a 3D model. A 3D model might contain zero or more embedded animations. If the 3D model does contain embedded animations, this type can be used to refer to the zero-based index of one of the available embedded animations.

The following W3C XML Schema ([\[XMLSCHEMA1/2\]](#) section 2.1) fragment specifies the contents of this simple type.

```
<xsd:simpleType name="ST_EmbeddedAnimationID">
  <xsd:restriction base="xsd:unsignedInt"/>
</xsd:simpleType>
```

See section [5.34](#) for the full W3C XML Schema ([\[XMLSCHEMA1/2\]](#) section 2.1).

## 2.37 <http://schemas.microsoft.com/office/drawing/2018/animation>

### 2.37.1 Elements

#### 2.37.1.1 animPr

*Target namespace:* <http://schemas.microsoft.com/office/drawing/2018/animation>

A [CT\\_AnimationProperties](#) element that specifies animation behaviors that are common to multiple animation types.

The following W3C XML Schema ([\[XMLSCHEMA1/2\]](#) section 2.1) fragment specifies the contents of this element.

```
<xsd:element name="animPr" type="CT_AnimationProperties"/>
```

See section [5.35](#) for the full W3C XML Schema ([\[XMLSCHEMA1/2\]](#) section 2.1).

## 2.37.2 Attributes

None.

## 2.37.3 Complex Types

### 2.37.3.1 CT\_AnimationProperties

*Target namespace:* <http://schemas.microsoft.com/office/drawing/2018/animation>

*Referenced by:* [animPr](#), [CT\\_EmbeddedAnimation](#)

This complex type specifies animation properties that are common to multiple types of animated objects, to control the way in which they are animated.

*Child Elements:*

**extLst:** A [CT\\_OfficeArtExtensionList](#) ([\[ISO/IEC29500-1:2016\]](#) section A.4.1) element that specifies the extension list in which all future extensions of element type ext are defined. The extension list, along with corresponding future extensions, is used to extend the storage capabilities of the DrawingML framework. This enables various new types of data to be stored natively in the framework.

*Attributes:*

**name:** An [ST\\_AnimationName](#) attribute that specifies a custom name by which to refer to the animation. This name is not required and does not modify animation behavior, but can be used to describe the intention of the animation.

**length:** An [ST\\_UniversalTimeOffset](#) attribute that specifies how much time the animation is supposed to take to complete a single sequence.

**count:** An [ST\\_PlayCount](#) attribute that specifies how many times the animation is supposed to play through its sequence before it stops animating. This can be 0 (meaning do not animate), a positive integral value, or a special value of [ST\\_Indefinite](#) (meaning do not stop animating).

**auto:** A boolean ([\[XMLSCHEMA2/2\]](#) section 3.2.2) attribute that specifies whether the animation is supposed to begin playing as soon as possible (e.g., immediately after a document containing the animated object is opened).

**offset:** An [ST\\_UniversalTimeOffset](#) attribute that specifies an offset time before the animation begins. This attribute allows otherwise similarly animated objects to stagger their timing sequence relative to each other. The default value is 0, meaning no offset.

**st:** An [ST\\_UniversalTimeOffset](#) attribute that specifies the starting position of the animation sequence, effectively trimming from the beginning of the animation. The default is zero, meaning the animation plays from the beginning of its defined sequence. The attributes st and end can be used together to play any continuous subset of the original sequence. If the specified start time is later than the

specified end time, this means that the specified range of the animation is supposed to be played backwards.

**end:** An ST\_UniversalTimeOffset attribute that specifies the amount of time to trim from the end of the animation sequence. The default is zero, meaning the animation plays to the end of its defined sequence.

The following W3C XML Schema ([\[XMLSCHEMA1/2\]](#) section 2.1) fragment specifies the contents of this complex type.

```
<xsd:complexType name="CT_AnimationProperties">
  <xsd:sequence>
    <xsd:element name="extLst" type="a:CT_OfficeArtExtensionList" minOccurs="0"
maxOccurs="1"/>
  </xsd:sequence>
  <xsd:attribute name="name" use="optional" default="" type="ST_AnimationName"/>
  <xsd:attribute name="length" use="required" type="ST_UniversalTimeOffset"/>
  <xsd:attribute name="count" type="ST_PlayCount" use="optional" default="1"/>
  <xsd:attribute name="auto" type="xsd:boolean" use="optional" default="true"/>
  <xsd:attribute name="offset" type="ST_UniversalTimeOffset" use="optional" default="0"/>
  <xsd:attribute name="st" type="ST_UniversalTimeOffset" use="optional" default="0"/>
  <xsd:attribute name="end" type="ST_UniversalTimeOffset" use="optional" default="0"/>
</xsd:complexType>
```

See section [5.35](#) for the full W3C XML Schema ([\[XMLSCHEMA1/2\]](#) section 2.1).

## 2.37.4 Simple Types

### 2.37.4.1 ST\_AnimationName

*Target namespace:* <http://schemas.microsoft.com/office/drawing/2018/animation>

*Referenced by:* [CT\\_AnimationProperties](#)

The following W3C XML Schema ([\[XMLSCHEMA1/2\]](#) section 2.1) fragment specifies the contents of this simple type.

```
<xsd:simpleType name="ST_AnimationName">
  <xsd:restriction base="xsd:string"/>
</xsd:simpleType>
```

See section [5.35](#) for the full W3C XML Schema ([\[XMLSCHEMA1/2\]](#) section 2.1).

### 2.37.4.2 ST\_Indefinite

*Target namespace:* <http://schemas.microsoft.com/office/drawing/2018/animation>

*Referenced by:* [ST\\_PlayCount](#)

This simple type specifies that there is no limit.

Value	Meaning
indefinite	A value indicating no limit. When used with ST_PlayCount, this specifies an animation is supposed to play continuously and not stop.

The following W3C XML Schema ([\[XMLSCHEMA1/2\]](#) section 2.1) fragment specifies the contents of this simple type.

```
<xsd:simpleType name="ST_Indefinite">
  <xsd:restriction base="xsd:token">
    <xsd:enumeration value="indefinite"/>
  </xsd:restriction>
</xsd:simpleType>
```

See section [5.35](#) for the full W3C XML Schema ([\[XMLSCHEMA1/2\]](#) section 2.1).

### 2.37.4.3 ST\_PlayCount

*Target namespace:* <http://schemas.microsoft.com/office/drawing/2018/animation>

*Referenced by:* [CT\\_AnimationProperties](#)

This simple type specifies how many times an animatable object's main animation sequence is played, as either an integral number or a special value of ST\_Indefinite.

The following W3C XML Schema ([\[XMLSCHEMA1/2\]](#) section 2.1) fragment specifies the contents of this simple type.

```
<xsd:simpleType name="ST_PlayCount">
  <xsd:union memberTypes="xsd:unsignedInt ST_Indefinite"/>
</xsd:simpleType>
```

See section [5.35](#) for the full W3C XML Schema ([\[XMLSCHEMA1/2\]](#) section 2.1).

### 2.37.4.4 ST\_UniversalTimeOffset

*Target namespace:* <http://schemas.microsoft.com/office/drawing/2018/animation>

*Referenced by:* [CT\\_AnimationProperties](#)

A simple type that specifies an amount of time. It MUST be a valid TIMEOFFSET as specified in the following ABNF [\[RFC5234\]](#) grammar:

TIMEOFFSET = TIME [UNITS]

TIME = 1\*DIGIT [ "." 1\*DIGIT ]

UNITS = "h" / "min" / "s" / "ms" / "µs" / "ns"

UNITS specifies one of the following units of time:

Abbreviation	Unit of Time
h	Hour
min	Minute
s	Second
ms	Millisecond

Abbreviation	Unit of Time
μs	Microsecond
ns	Nanosecond

If no unit is specified, the default is millisecond.

The following W3C XML Schema ([\[XMLSCHEMA1/2\]](#) section 2.1) fragment specifies the contents of this simple type.

```
<xsd:simpleType name="ST_UniversalTimeOffset">
  <xsd:restriction base="xsd:string"/>
</xsd:simpleType>
```

See section [5.35](#) for the full W3C XML Schema ([\[XMLSCHEMA1/2\]](#) section 2.1).

## 2.38 <http://schemas.microsoft.com/office/drawing/2018/sketchyshapes>

### 2.38.1 Elements

#### 2.38.1.1 **lineSketchStyleProps**

*Target namespace:* <http://schemas.microsoft.com/office/drawing/2018/sketchyshapes>

A [CT\\_LineSketchStyleProperties](#) element that specifies shapes have a hand-drawn look. These shapes are referred to as Sketchy Shapes.

The following W3C XML Schema ([\[XMLSCHEMA1/2\]](#) section 2.1) fragment specifies the contents of this element.

```
<xsd:element name="lineSketchStyleProps" type="CT_LineSketchStyleProperties"/>
```

See section [5.36](#) for the full W3C XML Schema ([\[XMLSCHEMA1/2\]](#) section 2.1).

### 2.38.2 Attributes

None.

### 2.38.3 Complex Types

#### 2.38.3.1 **CT\_Empty**

*Target namespace:* <http://schemas.microsoft.com/office/drawing/2018/sketchyshapes>

*Referenced by:* [CT\\_LineSketchTypeProperties](#)

CT\_LineSketchTypeProperties options are of this type, which operates like a bool. Only one of the possible types can be non-empty at a time, so all together it operates like an Enum that can have more options added in the future.

The following W3C XML Schema ([\[XMLSCHEMA1/2\]](#) section 2.1) fragment specifies the contents of this complex type.

```
<xsd:complexType name="CT_Empty"/>
```

See section [5.36](#) for the full W3C XML Schema ([\[XMLSCHEMA1/2\]](#) section 2.1).

### 2.38.3.2 CT\_LineSketchStyleProperties

*Target namespace:* <http://schemas.microsoft.com/office/drawing/2018/sketchyshapes>

*Referenced by:* [lineSketchStyleProps](#)

List of properties that describe a Sketchy Shape.

*Child Elements:*

**custGeom:** A CT\_CustomGeometry2D ([\[ISO/IEC29500-1:2016\]](#) section 20.1.9.8) element that specifies the geometry for a Freeform shape.

**prstGeom:** A CT\_PresetGeometry2D ([\[ISO/IEC29500-1:2016\]](#) section 20.1.9.18) element that specifies the geometry for a Preset shape. When a Sketchy Shape is written to file, this holds on to the original Preset Shape Type.

**type:** A [CT\\_LineSketchTypeProperties](#) element that specifies which sketch type or effect this shape has been assigned.

**seed:** An [ST\\_LineSketchSeed](#) element that specifies a unique seed attached to this Sketchy Shape, and any shapes that are copies of it. The seed is used to seed the random number generation used in Geometry creation, allowing us to generate the same path repeatedly for a given Transform and Shape Type.

**extLst:** A CT\_OfficeArtExtensionList ([\[ISO/IEC29500-1:2016\]](#) section 20.12.2.15) element that specifies the extension list in which all future extensions of element type ext are defined. The extension list, along with corresponding future extensions, is used to extend the storage capabilities of the DrawingML framework. This enables various new types of data to be stored natively in the framework.

*Attributes:*

**sd:** An [ST\\_LineSketchSeed](#) attribute that specifies a unique seed attached to this Sketchy Shape, and any shapes that are copies of it. The seed is used to seed the random number generation used in Geometry creation, allowing us to generate the same path repeatedly for a given Transform and Shape Type.

The following W3C XML Schema ([\[XMLSCHEMA1/2\]](#) section 2.1) fragment specifies the contents of this complex type.

```
<xsd:complexType name="CT_LineSketchStyleProperties">
  <xsd:sequence>
    <xsd:group ref="a:EG_Geometry" minOccurs="0" maxOccurs="1"/>
    <xsd:element type="CT_LineSketchTypeProperties" name="type" minOccurs="0" maxOccurs="1"/>
    <xsd:element name="seed" type="ST_LineSketchSeed" minOccurs="0" maxOccurs="1"/>
    <xsd:element name="extLst" type="a:CT_OfficeArtExtensionList" minOccurs="0"
maxOccurs="1"/>
  </xsd:sequence>
  <xsd:attribute name="sd" type="ST_LineSketchSeed" use="optional"/>
</xsd:complexType>
```

See section [5.36](#) for the full W3C XML Schema ([XMLSCHEMA1/2] section 2.1).

### 2.38.3.3 CT\_LineSketchTypeProperties

*Target namespace:* <http://schemas.microsoft.com/office/drawing/2018/sketchyshapes>

*Referenced by:* [CT\\_LineSketchStyleProperties](#)

An extensible list of the currently supported Sketch Types.

*Child Elements:*

**lineSketchNone:** A [CT\\_Empty](#) element that specifies that this shape has no Sketch effect. This is equivalent to this property being empty.

**lineSketchCurved:** A [CT\\_Empty](#) element that specifies that this shape has the Curved effect, which turns each edge of the shape into one big gentle curve.

**lineSketchFreehand:** A [CT\\_Empty](#) element that specifies that this shape has the Freehand effect, which most closely resembles an imperfectly drawn line.

**lineSketchScribble:** A [CT\\_Empty](#) element that specifies that this shape has the Scribble effect, which has exaggerated oscillation as if drawn purposely messy.

The following W3C XML Schema ([\[XMLSCHEMA1/2\]](#) section 2.1) fragment specifies the contents of this complex type.

```
<xsd:complexType name="CT_LineSketchTypeProperties">
  <xsd:sequence>
    <xsd:group ref="EG_LineSketchType" minOccurs="0" maxOccurs="1"/>
  </xsd:sequence>
</xsd:complexType>
```

See section [5.36](#) for the full W3C XML Schema ([XMLSCHEMA1/2] section 2.1).

## 2.38.4 Simple Types

### 2.38.4.1 ST\_LineSketchSeed

*Target namespace:* <http://schemas.microsoft.com/office/drawing/2018/sketchyshapes>

*Referenced by:* [CT\\_LineSketchStyleProperties](#)

The Sketch Seed makes it possible to calculate the exact same Geometry over and over, even though the calculation involves randomness. Given the same input Shape Type, Transform, Sketch Type and Seed, two independent clients can calculate the exact same Geometry and display exactly the same Sketchy Shape.

The following W3C XML Schema ([\[XMLSCHEMA1/2\]](#) section 2.1) fragment specifies the contents of this simple type.

```
<xsd:simpleType name="ST_LineSketchSeed">
  <xsd:restriction base="xsd:unsignedInt"/>
</xsd:simpleType>
```

See section [5.36](#) for the full W3C XML Schema ([XMLSCHEMA1/2] section 2.1).



## 2.39 <http://schemas.microsoft.com/office/drawing/2020/classificationShape>

### 2.39.1 Elements

#### 2.39.1.1 classification

*Target namespace:* <http://schemas.microsoft.com/office/drawing/2020/classificationShape>

A [CT\\_ClassificationOutcome](#) element that specifies whether an item is a classification element. [<615>](#)

The following W3C XML Schema ([\[XMLSCHEMA1/2\]](#) section 2.1) fragment specifies the contents of this element.

```
<xsd:element name="classification" type="CT_ClassificationOutcome"/>
```

See section [5.37](#) for the full W3C XML Schema ([\[XMLSCHEMA1/2\]](#) section 2.1).

### 2.39.2 Attributes

None.

### 2.39.3 Complex Types

#### 2.39.3.1 CT\_ClassificationOutcome

*Target namespace:* <http://schemas.microsoft.com/office/drawing/2020/classificationShape>

*Referenced by:* [classification](#)

Represents an element that was added as part of classifying the document. [<616>](#)

*Attributes:*

**classificationOutcomeType:** An [ST\\_ClassificationOutcomeType](#) attribute that specifies whether an element is a classification element.

The value represents the type of outcome.

The following W3C XML Schema ([\[XMLSCHEMA1/2\]](#) section 2.1) fragment specifies the contents of this complex type.

```
<xsd:complexType name="CT_ClassificationOutcome">
  <xsd:attribute name="classificationOutcomeType" type="ST_ClassificationOutcomeType"
    use="optional"/>
</xsd:complexType>
```

See section [5.37](#) for the full W3C XML Schema ([\[XMLSCHEMA1/2\]](#) section 2.1).

### 2.39.4 Simple Types

#### 2.39.4.1 ST\_ClassificationOutcomeType

*Target namespace:* <http://schemas.microsoft.com/office/drawing/2020/classificationShape>

Referenced by: [CT\\_ClassificationOutcome](#)

A simple type specifying the content classification outcome type. [<617>](#)

Value	Meaning
none	No classification outcome
hdr	Header classification outcome
fttr	Footer classification outcome
watermark	Watermark classification outcome

The following W3C XML Schema ([\[XMLSCHEMA1/2\]](#) section 2.1) fragment specifies the contents of this simple type.

```
<xsd:simpleType name="ST_ClassificationOutcomeType">
  <xsd:restriction base="xsd:token">
    <xsd:enumeration value="none"/>
    <xsd:enumeration value="hdr"/>
    <xsd:enumeration value="fttr"/>
    <xsd:enumeration value="watermark"/>
  </xsd:restriction>
</xsd:simpleType>
```

See section [5.37](#) for the full W3C XML Schema ([\[XMLSCHEMA1/2\]](#) section 2.1).

## 2.40 <http://schemas.microsoft.com/office/word/2020/oembed>

### 2.40.1 Elements

#### 2.40.1.1 **oembed**

*Target namespace:* <http://schemas.microsoft.com/office/word/2020/oembed>

A [CT\\_OEmbed](#) element that specifies the properties of the embedded content (via oembed) inserted into the document. [<618>](#)

The following W3C XML Schema ([\[XMLSCHEMA1/2\]](#) section 2.1) fragment specifies the contents of this element.

```
<xsd:element name="oembed" type="CT_OEmbed"/>
```

See section [5.38](#) for the full W3C XML Schema ([\[XMLSCHEMA1/2\]](#) section 2.1).

### 2.40.2 Attributes

None.

## 2.40.3 Complex Types

### 2.40.3.1 CT\_OEmbed

*Target namespace:* <http://schemas.microsoft.com/office/word/2020/oembed>

*Referenced by:* [oembed](#)

Represents online content such as a web video embedded in the document. [<619>](#)

*Attributes:*

**oEmbedUrl:** A string ([\[XMLSCHEMA2/2\]](#) section 3.2.1) attribute that represents the URL of the embedded content inserted into the canvas.

**mediaType:** A string ([\[XMLSCHEMA2/2\]](#) section 3.2.1) attribute that specifies the type of media (video, addin, html, rich content) of the embedded content inserted into the canvas.

**picLocksAutoForOEmbed:** A boolean ([\[XMLSCHEMA2/2\]](#) section 3.2.2) attribute that specifies whether the picklocks ([\[ISO/IEC29500-1:2016\]](#) section 20.1.2.2.31) were automatically added for the embedded content.

The following W3C XML Schema ([\[XMLSCHEMA1/2\]](#) section 2.1) fragment specifies the contents of this complex type.

```
<xsd:complexType name="CT_OEmbed">
  <xsd:attribute name="oEmbedUrl" type="xsd:string" use="required"/>
  <xsd:attribute name="mediaType" type="xsd:string" use="required"/>
  <xsd:attribute name="picLocksAutoForOEmbed" type="xsd:boolean" use="optional"
default="false"/>
</xsd:complexType>
```

See section [5.38](#) for the full W3C XML Schema ([\[XMLSCHEMA1/2\]](#) section 2.1).

## 2.40.4 Simple Types

None.

## 2.41 <http://schemas.microsoft.com/office/drawing/2021/scriptlink>

### 2.41.1 Elements

#### 2.41.1.1 scriptLink

*Target namespace:* <http://schemas.microsoft.com/office/drawing/2021/scriptlink>

A [CT\\_ScriptLink](#) element that contains a link to an Office Script that is associated with a given object. The script can be run by manipulating the related object. [<620>](#)

The following W3C XML Schema ([\[XMLSCHEMA1/2\]](#) section 2.1) fragment specifies the contents of this element.

```
<xsd:element name="scriptLink" type="CT_ScriptLink"/>
```

See section [5.39](#) for the full W3C XML Schema ([\[XMLSCHEMA1/2\]](#) section 2.1).

## 2.41.2 Attributes

None.

## 2.41.3 Complex Types

### 2.41.3.1 CT\_ScriptLink

*Target namespace:* <http://schemas.microsoft.com/office/drawing/2021/scriptlink>

*Referenced by:* [scriptLink](#)

Contains a link to an Office Script that is associated with a given object. The script can be run by manipulating the related object.

*Child Elements:*

**extLst:** A CT\_OfficeArtExtensionList ([\[ISO/IEC29500-1:2016\]](#) section A.4.1) element that specifies Future Extensibility.

*Attributes:*

**val:** A string attribute that specifies the link to an Office Script.

The following W3C XML Schema ([\[XMLSCHEMA1/2\]](#) section 2.1) fragment specifies the contents of this complex type.

```
<xsd:complexType name="CT_ScriptLink">
  <xsd:sequence>
    <xsd:element name="extLst" type="a:CT_OfficeArtExtensionList" minOccurs="0"
      maxOccurs="1"/>
  </xsd:sequence>
  <xsd:attribute name="val" type="xsd:string" use="optional"/>
</xsd:complexType>
```

See section [5.39](#) for the full W3C XML Schema ([\[XMLSCHEMA1/2\]](#) section 2.1).

## 2.41.4 Simple Types

None.

## 2.42 <http://schemas.microsoft.com/office/drawing/2021/livefeed>

### 2.42.1 Elements

#### 2.42.1.1 liveFeedProps

*Target namespace:* <http://schemas.microsoft.com/office/drawing/2021/livefeed>

A [CT\\_LiveFeedProperties](#) element that specifies properties of a LiveFeed object. [<621>](#) A LiveFeed object represents a placeholder for camera feed for live presentations and video recordings. [<622>](#)

The following W3C XML Schema ([\[XMLSCHEMA1/2\]](#) section 2.1) fragment specifies the contents of this element.

```
<xsd:element name="liveFeedProps" type="CT_LiveFeedProperties"/>
```

See section [5.40](#) for the full W3C XML Schema ([XMLSCHEMA1/2] section 2.1).

## 2.42.2 Attributes

None.

## 2.42.3 Complex Types

### 2.42.3.1 CT\_BackgroundBlurProperties

*Target namespace:* <http://schemas.microsoft.com/office/drawing/2021/livefeed>

*Referenced by:* [CT\\_LiveFeedBackgroundProperties](#)

Specifies blur background settings for a LiveFeed object. [<623>](#), [<624>](#)

*Child Elements:*

**extLst:** A CT\_OfficeArtExtensionList ([\[ISO/IEC29500-1:2016\]](#) section A.4.1) element that specifies future extensibility.

The following W3C XML Schema ([\[XMLSCHEMA1/2\]](#) section 2.1) fragment specifies the contents of this complex type.

```
<xsd:complexType name="CT_BackgroundBlurProperties">
  <xsd:sequence>
    <xsd:element name="extLst" type="a:CT_OfficeArtExtensionList" minOccurs="0"
      maxOccurs="1"/>
  </xsd:sequence>
</xsd:complexType>
```

See section [5.40](#) for the full W3C XML Schema ([XMLSCHEMA1/2] section 2.1).

### 2.42.3.2 CT\_BackgroundCustomProperties

*Target namespace:* <http://schemas.microsoft.com/office/drawing/2021/livefeed>

*Referenced by:* [CT\\_LiveFeedBackgroundProperties](#)

Specifies custom background settings for a LiveFeed object. [<625>](#), [<626>](#)

*Child Elements:*

**extLst:** A CT\_OfficeArtExtensionList ([\[ISO/IEC29500-1:2016\]](#) section A.4.1) element that specifies future extensibility.

The following W3C XML Schema ([\[XMLSCHEMA1/2\]](#) section 2.1) fragment specifies the contents of this complex type.

```
<xsd:complexType name="CT_BackgroundCustomProperties">
  <xsd:sequence>
    <xsd:element name="extLst" type="a:CT_OfficeArtExtensionList" minOccurs="0"
      maxOccurs="1"/>
  </xsd:sequence>
```

```
</xsd:complexType>
```

See section [5.40](#) for the full W3C XML Schema ([XMLSCHEMA1/2] section 2.1).

### 2.42.3.3 CT\_BackgroundNormalProperties

*Target namespace:* <http://schemas.microsoft.com/office/drawing/2021/livefeed>

*Referenced by:* [CT\\_LiveFeedBackgroundProperties](#)

Specifies normal background settings for a LiveFeed object. [<627>](#), [<628>](#)

*Child Elements:*

**extLst:** A CT\_OfficeArtExtensionList ([\[ISO/IEC29500-1:2016\]](#) section A.4.1) element that specifies future extensibility.

The following W3C XML Schema ([\[XMLSCHEMA1/2\]](#) section 2.1) fragment specifies the contents of this complex type.

```
<xsd:complexType name="CT_BackgroundNormalProperties">
  <xsd:sequence>
    <xsd:element name="extLst" type="a:CT_OfficeArtExtensionList" minOccurs="0"
maxOccurs="1"/>
  </xsd:sequence>
</xsd:complexType>
```

See section [5.40](#) for the full W3C XML Schema ([XMLSCHEMA1/2] section 2.1).

### 2.42.3.4 CT\_BackgroundRemovedProperties

*Target namespace:* <http://schemas.microsoft.com/office/drawing/2021/livefeed>

*Referenced by:* [CT\\_LiveFeedBackgroundProperties](#)

Specifies removed background settings for a LiveFeed object. [<629>](#), [<630>](#)

*Child Elements:*

**extLst:** A CT\_OfficeArtExtensionList ([\[ISO/IEC29500-1:2016\]](#) section A.4.1) element that specifies future extensibility.

The following W3C XML Schema ([\[XMLSCHEMA1/2\]](#) section 2.1) fragment specifies the contents of this complex type.

```
<xsd:complexType name="CT_BackgroundRemovedProperties">
  <xsd:sequence>
    <xsd:element name="extLst" type="a:CT_OfficeArtExtensionList" minOccurs="0"
maxOccurs="1"/>
  </xsd:sequence>
</xsd:complexType>
```

See section [5.40](#) for the full W3C XML Schema ([XMLSCHEMA1/2] section 2.1).

### 2.42.3.5 CT\_LiveFeedBackgroundProperties

*Target namespace:* <http://schemas.microsoft.com/office/drawing/2021/livefeed>

Referenced by: [CT\\_LiveFeedProperties](#)

Specifies background settings for a LiveFeed object. [<631>](#) [<632>](#)

*Child Elements:*

**Normal:** A [CT\\_BackgroundNormalProperties](#) element that specifies normal background settings for a LiveFeed object

**Removed:** A [CT\\_BackgroundRemovedProperties](#) element that specifies removed background settings for a LiveFeed object

**Blur:** A [CT\\_BackgroundBlurProperties](#) element that specifies blur background settings for a LiveFeed object

**Custom:** A [CT\\_BackgroundCustomProperties](#) element that specifies custom background settings for a LiveFeed object.

**extLst:** A CT\_OfficeArtExtensionList ([\[ISO/IEC29500-1:2016\]](#) section A.4.1) element that specifies future extensibility.

The following W3C XML Schema ([\[XMLSCHEMA1/2\]](#) section 2.1) fragment specifies the contents of this complex type.

```
<xsd:complexType name="CT_LiveFeedBackgroundProperties">
  <xsd:sequence>
    <xsd:group ref="EG_LiveFeedBackgrounds" minOccurs="0" maxOccurs="1"/>
    <xsd:element name="extLst" type="a:CT_OfficeArtExtensionList" minOccurs="0"
maxOccurs="1"/>
  </xsd:sequence>
</xsd:complexType>
```

See section [5.40](#) for the full W3C XML Schema ([\[XMLSCHEMA1/2\]](#) section 2.1).

### 2.42.3.6 CT\_LiveFeedProperties

*Target namespace:* <http://schemas.microsoft.com/office/drawing/2021/livefeed>

Referenced by: [liveFeedProps](#)

Represents a LiveFeed object. [<633>](#) [<634>](#)

*Child Elements:*

**backgroundProps:** A [CT\\_LiveFeedBackgroundProperties](#) element that specifies background properties for a LiveFeed object.

**extLst:** A CT\_OfficeArtExtensionList ([\[ISO/IEC29500-1:2016\]](#) section A.4.1) element that specifies future extensibility.

The following W3C XML Schema ([\[XMLSCHEMA1/2\]](#) section 2.1) fragment specifies the contents of this complex type.

```
<xsd:complexType name="CT_LiveFeedProperties">
  <xsd:sequence>
    <xsd:element type="CT_LiveFeedBackgroundProperties" name="backgroundProps" minOccurs="0"
maxOccurs="1"/>
    <xsd:element name="extLst" type="a:CT_OfficeArtExtensionList" minOccurs="0"
maxOccurs="1"/>
  </xsd:sequence>
```

```
</xsd:complexType>
```

See section [5.40](#) for the full W3C XML Schema ([XMLSCHEMA1/2] section 2.1).

## 2.42.4 Simple Types

None.

## 2.43 <http://schemas.microsoft.com/office/drawing/2022/imageformula>

### 2.43.1 Elements

#### 2.43.1.1 **imageFormula**

*Target namespace:* <http://schemas.microsoft.com/office/drawing/2022/imageformula>

A [CT\\_ImageFormula](#) element that specifies that a picture, as defined by the parent **pic** element as specified in [\[ISO/IEC29500-1:2016\]](#) section 20.2.2.5, will show the image result of a formula.

The following W3C XML Schema ([\[XMLSCHEMA1/2\]](#) section 2.1) fragment specifies the contents of this element.

```
<xsd:element name="imageFormula" type="CT_ImageFormula"/>
```

See section [5.41](#) for the full W3C XML Schema ([XMLSCHEMA1/2] section 2.1).

### 2.43.2 Attributes

None.

### 2.43.3 Complex Types

#### 2.43.3.1 **CT\_ImageFormula**

*Target namespace:* <http://schemas.microsoft.com/office/drawing/2022/imageformula>

*Referenced by:* [imageFormula](#)

A complex type which specifies image formula properties.

*Attributes:*

**formula:** A string ([\[XMLSCHEMA2/2\]](#) section 3.2.1) attribute that specifies the formula of a CT\_ImageFormula. This formula MUST follow the ABNF grammar rules defined in Formulas ([\[MS-XLSX\]](#) section 2.2.2).

The following W3C XML Schema ([\[XMLSCHEMA1/2\]](#) section 2.1) fragment specifies the contents of this complex type.

```
<xsd:complexType name="CT_ImageFormula">
  <xsd:attribute name="formula" type="xsd:string"/>
</xsd:complexType>
```



See section [5.41](#) for the full W3C XML Schema ([XMLSCHEMA1/2] section 2.1).

#### **2.43.4 Simple Types**

None.

## 3 Structure Examples

### 3.1 Chart

#### 3.1.1 Chart Style

The following code example illustrates the relationship between **CT\_Style** and **CT\_Style** ([ISO/IEC29500-1:2016] section A.5.1), in particular how the **val** (in the example: 102) of the **CT\_Style** is set to 100 plus the **val** (in the example: 2) of the **CT\_Style** ([ISO/IEC29500-1:2016] section A.5.1).

```
<mc:AlternateContent
  xmlns:mc="http://schemas.openxmlformats.org/markup-compatibility/2006">
  <mc:Choice
    xmlns:c14="http://schemas.microsoft.com/office/drawing/2007/8/2/chart"
    Requires="c14">
    <c14:style val="102"/>
  </mc:Choice>
  <mc:Fallback>
    <c:style val="2"/>
  </mc:Fallback>
</mc:AlternateContent>
```

### 3.2 Content Parts and Ink



**Figure 31: Sample ink shape**

The following code example represents the Ink content part that describes the example ink shown in the preceding figure. The **brush** definitions specify its size, shape, color, and coordinate space. Traces are gathered into a **traceGroup** hierarchy of **writingRegion**, **paragraph**, **line**, and **inkWord**, with the **inkWord** containing the results of ink recognition that was generated at runtime.

```
<?xml version="1.0" encoding="UTF-8" standalone="yes"?>
<inkml:ink xmlns:inkml="http://www.w3.org/2003/InkMML">
  <inkml:definitions>
    <inkml:context xml:id="ctx0">
      <inkml:inkSource xml:id="inkSrc0">
        <inkml:traceFormat>
          <inkml:channel name="X" type="integer" max="9600" units="cm"/>
          <inkml:channel name="Y" type="integer" max="7200" units="cm"/>
          <inkml:channel name="F" type="integer" max="256" units="dev"/>
        </inkml:traceFormat>
        <inkml:channelProperties>
          <inkml:channelProperty channel="X" name="resolution" value="367.8161"
units="1/cm"/>
          <inkml:channelProperty channel="Y" name="resolution" value="440.36697"
units="1/cm"/>
          <inkml:channelProperty channel="F" name="resolution" value="0" units="1/dev"/>
        </inkml:channelProperties>
      </inkml:inkSource>
      <inkml:timestamp xml:id="ts0" timeString="2010-01-10T13:10:12.822"/>
    </context>
  </definitions>
</inkml:ink>
```

```

</inkml:context>
<inkml:brush xml:id="br0">
  <inkml:brushProperty name="width" value="0.06667" units="cm"/>
  <inkml:brushProperty name="height" value="0.06667" units="cm"/>
  <inkml:brushProperty name="color" value="#FF0000"/>
  <inkml:brushProperty name="fitToCurve" value="1"/>
</inkml:brush>
</inkml:definitions>
<inkml:traceGroup>
  <inkml:annotationXML>
    <emma:emma xmlns:emma="http://www.w3.org/2003/04/emma" version="1.0">
      <emma:interpretation id="{8646EB18-6E67-4FFA-8739-E20C3C1A0F80}"
emma:medium="tactile" emma:mode="ink">
        <msink:context xmlns:msink="http://schemas.microsoft.com/ink/2010/main"
type="writingRegion" rotatedBoundingBox="4334,2653 13237,2575 13262,5384 4359,5462"/>
        </emma:interpretation>
      </emma:emma>
    </inkml:annotationXML>
  </inkml:traceGroup>
  <inkml:annotationXML>
    <emma:emma xmlns:emma="http://www.w3.org/2003/04/emma" version="1.0">
      <emma:interpretation id="{4A0797F9-1386-486A-B2BA-709708E24147}"
emma:medium="tactile" emma:mode="ink">
        <msink:context xmlns:msink="http://schemas.microsoft.com/ink/2010/main"
type="paragraph" rotatedBoundingBox="4334,2653 13237,2575 13262,5384 4359,5462"
alignmentLevel="1"/>
        </emma:interpretation>
      </emma:emma>
    </inkml:annotationXML>
  </inkml:traceGroup>
  <inkml:annotationXML>
    <emma:emma xmlns:emma="http://www.w3.org/2003/04/emma" version="1.0">
      <emma:interpretation id="{0430FEDC-2E4E-4A32-91D8-87424D412245}"
emma:medium="tactile" emma:mode="ink">
        <msink:context xmlns:msink="http://schemas.microsoft.com/ink/2010/main"
type="line" rotatedBoundingBox="4334,2653 13237,2575 13262,5384 4359,5462"/>
        </emma:interpretation>
      </emma:emma>
    </inkml:annotationXML>
  </inkml:traceGroup>
  <inkml:annotationXML>
    <emma:emma xmlns:emma="http://www.w3.org/2003/04/emma" version="1.0">
      <emma:interpretation id="{583A8050-3462-4BC6-915B-A797D921D61F}"
emma:medium="tactile" emma:mode="ink">
        <msink:context xmlns:msink="http://schemas.microsoft.com/ink/2010/main"
type="inkWord" rotatedBoundingBox="4334,2653 13237,2575 13262,5384 4359,5462"/>
        </emma:interpretation>
        <emma:one-of disjunction-type="recognition" id="oneOf0">
          <emma:interpretation id="interp0" emma:lang="en-US" emma:confidence="1">
            <emma:literal>hello</emma:literal>
          </emma:interpretation>
          <emma:interpretation id="interp1" emma:lang="en-US" emma:confidence="0.5">
            <emma:literal>hello </emma:literal>
          </emma:interpretation>
          <emma:interpretation id="interp2" emma:lang="en-US" emma:confidence="0.5">
            <emma:literal> hello</emma:literal>
          </emma:interpretation>
          <emma:interpretation id="interp3" emma:lang="en-US" emma:confidence="0.5">
            <emma:literal>he ll o</emma:literal>
          </emma:interpretation>
          <emma:interpretation id="interp4" emma:lang="en-US" emma:confidence="0.5">
            <emma:literal>he ll0</emma:literal>
          </emma:interpretation>
        </emma:one-of>
      </emma:emma>
    </inkml:annotationXML>
    <inkml:trace contextRef="#ctx0" brushRef="#br0">-2 0 43,'0'0'14,"0"0"-6,0 0 1,8 23
2,-16 12-3,16 7 3,17 18-4,9 28-7,-9 0 4,8 14 3,-8 10 3,25 18-2,-17 18-1,1-18-1,6 18-2,18 24
0,-16 6-1,-9-1 0,-8 1 0,0-19-1,0-17 0,0-5 0,-8-8-1,0-16 0,8-30 0,-17 5 0,-8-34-1,0-12 1,0-25-

```

```

1,8 13 0,-8-36 0,9-30 0,-1-17 1,-16-6 0,8-24 1,8 6-1,-16 6 0,16-1 0,9-5-1,-1-17 1,9 0 0,16 4-
1,17 2 2,17 5 1,8 12-3,9 12 1,-17 18 0,7 5 0,1 12 1,9 24-1,-17 19 0,0 15 0,-10 32 0,2 22 0,-
25 13 0,-1 0 0,1-6 0,-9-13 0,9 1-1,-17-6-1,0-12-7,-8 7-10</inkml:trace>
  <inkml:trace contextRef="#ctx0" brushRef="#br0">2375 1858 106,'0'0'0,"0"0"4,0 0
4,48 11-1,-15 2 0,26 4-1,-1 7-1,17 5 0,9-11-1,7 5-1,-9-4-1,10 4 0,-17-11-2,0-12 0,0-18-2,-10-
11 0,2-13 0,-17-11-1,8 0 1,-25 6 0,1-19 1,-26 14 0,-8-2 1,-25 1-2,0 6 0,-17 5 1,1 18 0,-1-6
0,-8 30 1,8 6-1,-23 24 1,7 6 0,0 16 0,-9 2 0,-17 18 0,1 3 2,1 15 2,-1 10 1,33-5 0,17-12 1,7
0-1,10 0-2,32-1 0,35 1 1,24-17 1,25-1 0,23-12-2,-6-17-1,25-14-3,23-9-4,1-31-6,25-35-
9</inkml:trace>
  <inkml:trace contextRef="#ctx0" brushRef="#br0">4591 295 72,'0'0'4,"0"0"5,0 0-1,0 0
0,-8 6 0,8-6 1,8 24 1,1 23-1,7 7 0,9 22 0,-16 19 0,24 24 0,0 11-2,1-6-1,16 24-1,0 12-1,8-18-
1,-1 12-1,1-13 0,-8 2 0,0-19 0,0-36-1,0 2-2,-8-7-5,0-19-7,-9-4-12</inkml:trace>
  <inkml:trace contextRef="#ctx0" brushRef="#br0">5730 212 81,'0'0'1,"0"0"8,0 0 4,9
42-1,7 18-1,1 10 1,0 19 0,-1 30-1,16 16-2,-7 8 0,25-2-1,0 19-2,9-6-1,7 0-1,9-6-1,7 0-1,-7-7-
1,-8-28-2,0-12-5,-9-18-6,9-18-14</inkml:trace>
  <inkml:trace contextRef="#ctx0" brushRef="#br0">8281 1189 93,'0'0'3,"0"0"5,0 0 2,-
25-6-1,0-6-1,25 19-2,-34-7-1,9-19-1,8 31-1,-8-24 0,-41 12-1,16 12 0,-9 12-1,-6 11 1,15 13 1,0
6 0,-8 4 3,-1 8 0,9 11-1,-8 0 0,16 5-1,11 7 0,14 5-1,17 7 0,25-7 0,7-4-1,26 4 0,9 13-2,25-13
0,24-11 0,-1-12 0,2-18 0,0-12 0,-25-11-1,-19-30 0,10-23 0,9-31-1,0-28 0,-17-18 1,-2-13-1,-6-
18 1,-34-4 1,-8 5 0,-25 4 2,-16 8 0,-18 24 0,-24-7 1,1 12 0,-18 12 0,0 24-1,0 6-1,-17 12-3,-6
23-5,-36 12-16</inkml:trace>
  </inkml:traceGroup>
</inkml:traceGroup>
</inkml:traceGroup>
</inkml:traceGroup>
</inkml:ink>

```

The following example shows a Document Part reference to the previous content part as used in a **PresentationML** slide.

```

<mc:AlternateContent xmlns:mc="http://schemas.openxmlformats.org/markup-compatibility/2006">
  <mc:Choice xmlns:p14="http://schemas.microsoft.com/office/powerpoint/2010/main"
Requires="p14">
    <p:contentPart p14:bwMode="auto" r:id="rId2">
      <p14:nvContentPartPr>
        <p14:cNvPr id="8" name="Ink 7"/>
        <p14:cNvContentPartPr/>
        <p14:nvPr/>
      </p14:nvContentPartPr>
      <p14:xfrm>
        <a:off x="1561526" y="971040"/>
        <a:ext cx="3210480" cy="1010160"/>
      </p14:xfrm>
    </p:contentPart>
  </mc:Choice>
  <mc:Fallback>
    <p:pic>
      <p:nvPicPr>
        <p:cNvPr id="8" name="Ink 7"/>
        <p:cNvPicPr/>
        <p:nvPr/>
      </p:nvPicPr>
      <p:blipFill>
        <a:blip r:embed="rId3"/>
        <a:stretch>
          <a:fillRect/>
        </a:stretch>
      </p:blipFill>
      <p:spPr>
        <a:xfrm>
          <a:off x="1561526" y="971040"/>
          <a:ext cx="3210480" cy="1010160"/>
        </a:xfrm>
        <a:prstGeom prst="rect">
          <a:avLst/>
        </a:prstGeom>
      </p:spPr>
    </p:pic>
  </mc:Fallback>

```

```

    </p:pic>
  </mc:Fallback>
</mc:AlternateContent>
...

```

### 3.3 Pictures

In the binary large image or picture (BLIP) element ([\[ISO/IEC29500-1:2016\]](#) section 20.1.8.13) is an extension list that enables applications to store the original image and processing parameters for corrections and artistic effects applied to a picture. The following code example shows the XML specifying that an artistic effect, sharpen and soften effect, color temperature effect, saturation effect, and brightness and contrast effect are applied to a picture.

The part specified by the relationship **rId2** of the **blip** element is embedded. (This does not apply to linked BLIPs.) This bitmap is the result of performing operations on the original image specified by the related part **rId3** in JPEG XR format. (This does not apply to metafile BLIPs.)

```

<a:blip r:embed="rId2">
  <a:extLst>
    <a:ext uri="BEB8EAE-BF5A-486c-A8C5-ECC9F3942E4B">
      <a14:imgProps xmlns:a14="http://schemas.microsoft.com/office/drawing/2010/main">
        <a14:imgLayer r:embed="rId3">
          <a14:imgEffect>
            <a14:artisticLineDrawing trans="75000" pencilSize="15"/>
          </a14:imgEffect>
          <a14:imgEffect>
            <a14:sharpenSoften amount="25000"/>
          </a14:imgEffect>
          <a14:imgEffect>
            <a14:colorTemperature colorTemp="7200"/>
          </a14:imgEffect>
          <a14:imgEffect>
            <a14:saturation sat="200000"/>
          </a14:imgEffect>
          <a14:imgEffect>
            <a14:brightnessContrast bright="20000" contrast="-20000"/>
          </a14:imgEffect>
        </a14:imgLayer>
      </a14:imgProps>
    </a:ext>
    <a:ext uri="28A0092B-C50C-407e-A947-70E740481C1C">
      <a14:useLocalDpi
xmlns:a14="http://schemas.microsoft.com/office/drawing/2010/main" val="0"/>
    </a:ext>
  </a:extLst>
</a:blip>

```

### 3.4 Diagrams

#### 3.4.1 Diagram Layout

The **spTree** element is comprised of multiple pieces. The **nvGrpSpPr** element defines non-visual **shape** properties that are applied to the entire group. The **grpSpPr** element defines visual shape properties that are applied to the group. The individual shapes and their properties are defined in the **sp** element.

```

<dsp:drawing xmlns:dsp="http://schemas.microsoft.com/office/drawing/2008/diagram"
  <dsp:spTree>
    <dsp:nvGrpSpPr>
      ...

```

```

</dsp:nvGrpSpPr>
<dsp:grpSpPr/>
<dsp:sp modelId="{9DA1CD8D-C37F-4B77-84FB-F4D9D8E23A09}">
  ...
</dsp:sp>
<dsp:sp modelId="{8B78E849-5558-46E7-8E95-CEE131C38F3A}">
  ...
</dsp:sp>
<dsp:sp modelId="{8539B2C2-4636-4F97-BB0D-CD82F4D09B18}">
  ...
</dsp:sp>
</dsp:spTree>
</dsp:drawing>

```

### 3.4.2 Image Recoloring

The following code example demonstrates the structure of the data model for a **SmartArt** diagram. The **recolorImg** element is set to TRUE and causes the images associated with the **SmartArt** diagram to be recolored according to the assigned color scheme and theme.

```

<dgm:dataModel xmlns:dgm="http://schemas.openxmlformats.org/drawingml/2006/diagram"
xmlns:a="http://schemas.openxmlformats.org/drawingml/2006/main">
  <dgm:ptLst>
    ...
  </dgm:ptLst>
  ...
  <dgm:whole/>
  <dgm:extLst>
    <a:ext uri="http://schemas.microsoft.com/office/drawing/2008/diagram">
      <dsp:dataModelExt xmlns:dsp="http://schemas.microsoft.com/office/drawing/2008/diagram"
relId="rId6" minVer="http://schemas.openxmlformats.org/drawingml/2006/diagram"/>
      </a:ext>
      <a:ext uri="C62137D5-CB1D-491b-B009-E17868A290BF">
        <dgm14:recolorImg
xmlns:dgm14="http://schemas.microsoft.com/office/drawing/2010/diagram" val="1"/>
        </a:ext>
      </dgm:extLst>
    </dgm:dataModel>

```

### 3.5 Math

The following code example demonstrates the use of an **AlternateContent** element ([\[ISO/IEC29500-3:2015\]](#) section 7.5) to wrap an equation and the fallback image of that equation. The following XML shows the contents of a **shape** containing an equation that is the letter pi:

```

<p:sld>
  <p:cSld>
    <p:spTree>
      ...
      <mc:AlternateContent xmlns:mc="http://schemas.openxmlformats.org/markup-
compatibility/2006">
        <mc:Choice
xmlns:a14="http://schemas.microsoft.com/office/drawing/2010/main" Requires="a14">
          <p:sp>
            ...
            <p:txBody>
              ...
              <a:p>
                <a14:m>
                  <m:oMathPara
xmlns:m="http://schemas.openxmlformats.org/officeDocument/2006/math">

```

```

                                <m:oMath
xmlns:m="http://schemas.openxmlformats.org/officeDocument/2006/math">
                                <m:r>
                                    <a:rPr>
                                        <a:latin typeface="Cambria Math"/>
                                    </a:rPr>
                                    <m:t>□</m:t>
                                </m:r>
                                </m:oMath>
                                </m:oMathPara>
                                </a14:m>
                                </a:p>
                                </p:txBody>
                                </p:sp>
                                </mc:Choice>
                                <mc:Fallback>
                                <p:sp>
                                    ...
                                <p:spPr>
                                    ...
                                <a:blipFill>
                                    <a:blip r:embed="rId2"/>
                                </a:blipFill>
                                </p:spPr>
                                </p:sp>
                                </mc:Fallback>
                                </mc:AlternateContent>
                                </p:spTree>
                                </p:cSld>
                                </p:sld>

```

## 3.6 SpreadsheetML Drawing

### 3.6.1 Camera Tool

The following code example shows usage of an extended element to specify that a picture is a camera tool and is linked to a cell range. See [2.2.6.1](#) for more information. The following XML shows the contents of a camera tool object specified by a **pic** element ([\[ISO/IEC29500-1:2016\]](#) section 20.5.2.25).

```

<xdr:pic>
  <xdr:nvPicPr>
    <xdr:cNvPr id="1025" name="Picture 1"/>
    <xdr:cNvPicPr>
      <a:picLocks noChangeAspect="1" noChangeArrowheads="1"/>
      <a:extLst>
        <a:ext uri="84589F7E-364E-4c9e-8A38-B11213B215E9">
          <a14:cameraTool cellRange="$A$1:$E$12" spid="_x0000_s1026"/>
        </a:ext>
      </a:extLst>
    </xdr:cNvPicPr>
  </xdr:nvPicPr>
  <xdr:blipFill>
    ...
  </xdr:blipFill>
  <xdr:spPr bwMode="auto">
    ...
  </xdr:spPr>

```

```
</xdr:pic>
```

The camera tool properties are specified by the **cameraTool** element as an extension of the **nvPicPr** element ([ISO/IEC29500-1:2016] section 20.5.2.22). The value of the **cellRange** attribute in the **cameraTool** element is in the A1 cell range reference style, not the R1C1 cell range reference style.

### 3.6.2 Legacy Object Wrapper

The following code example shows usage of an extended element to specify a legacy VML drawing object. See [2.2.6.2](#) for more information. The following XML shows the contents of a legacy object wrapper specified by an **sp** element ([\[ISO/IEC29500-1:2016\]](#) section 20.5.2.29).

```
<xdr:sp macro="" textlink="">
  <xdr:nvSpPr>
    <xdr:cNvPr id="1025" name="Button 1" hidden="1">
      <a:extLst>
        <a:ext uri="63B3BB69-23CF-44e3-9099-C40C66FF867C">
          <a14:compatExt spid="_x0000_s1025"/>
        </a:ext>
      </a:extLst>
    </xdr:cNvPr>
    <xdr:cNvSpPr/>
  </xdr:nvSpPr>
  <xdr:spPr>
    ...
  </xdr:spPr>
  <xdr:txBody>
    ...
  </xdr:txBody>
</xdr:sp>
```

The linked legacy object is specified by the **compatExt** element as an extension of the **cNvPr** element ([ISO/IEC29500-1:2016] section 20.5.2.8).

## 3.7 WordprocessingML Drawing

### 3.7.1 Grouped Graphical Objects

The following code example illustrates a **SmartArt** diagram grouped with a picture.

```
<a:graphic xmlns:a="http://schemas.openxmlformats.org/drawingml/2006/main">
  <a:graphicData
    uri="http://schemas.microsoft.com/office/word/2010/wordprocessingGroup">
    <wpg:wgp>
      <wpg:cNvGrpSpPr/>
      <wpg:grpSpPr>
        ...
      </wpg:grpSpPr>
    <pic:pic
      xmlns:pic="http://schemas.openxmlformats.org/drawingml/2006/picture">
      <pic:nvPicPr>
        <pic:cNvPr id="7" name="Picture 7"/>
        ...
      </pic:nvPicPr>
    </pic:pic>
  </a:graphicData>
</a:graphic>
```



```

        <wpg:graphicFrame>
            <wpg:cNvPr id="6" name="Diagram 6"/>
            <wpg:cNvFrPr/>
            ...
            <a:graphic>
                <a:graphicData
uri="http://schemas.openxmlformats.org/drawingml/2006/diagram">
                    <dgm:relIds
xmlns:dgm="http://schemas.openxmlformats.org/drawingml/2006/diagram"
xmlns:r="http://schemas.openxmlformats.org/officeDocument/2006/relationships"
r:dm="rId8" r:lo="rId9" r:qs="rId10" r:cs="rId11"/>
                        </a:graphicData>
                    </a:graphic>
                </wpg:graphicFrame>
            </wpg:wgp>
        </a:graphicData>
    </a:graphic>

```

### 3.7.2 Group and Linked Shapes within a Canvas

The following code example illustrates a **drawing canvas** that contains a **shape** and a group, which contains a picture and a shape. The two shapes are linked and share a **text box story**.

```

<a:graphic xmlns:a="http://schemas.openxmlformats.org/drawingml/2006/main">
    <a:graphicData uri="http://schemas.microsoft.com/office/word/2010/wordprocessingCanvas">
        <wpc:wpc>
            <wpc:bg/>
            <wpc:whole/>
            <wps:wsp>
                <wps:cNvPr id="3" name="Text Box 3"/>
                <wps:cNvSpPr txBox="1"/>
                <wps:spPr>
                    ...
                </wps:spPr>
                <wps:style>
                    ...
                </wps:style>
                <wps:txbx id="1">
                    <w:txbxContent>
                        ...
                    </w:txbxContent>
                </wps:txbx>
                <wps:bodyPr ... >
                    ...
                </wps:bodyPr>
            </wps:wsp>
            <wpg:wgp>
                <wpg:cNvPr id="5" name="Group 5"/>
                <wpg:cNvGrpSpPr/>
                <wpg:grpSpPr>
                    </wpg:grpSpPr>
                <pic:pic
xmlns:pic="http://schemas.openxmlformats.org/drawingml/2006/picture">
                    <pic:nvPicPr>
                        <pic:cNvPr id="2" name="Picture 2"/>
                        ...
                    </pic:nvPicPr>
                    ...
                </pic:pic>
            <wps:wsp>
                <wps:cNvPr id="4" name="Text Box 4"/>
                <wps:cNvSpPr txBox="1"/>
                <wps:spPr>
                    ...
            </wps:wsp>
        </wpc:wpc>
    </a:graphicData>
</a:graphic>

```

```
</wps:spPr>
<wps:style>
...
</wps:style>
<wps:linkedTxbx id="1" seq="1"/>
<wps:bodyPr ... >
...
</wps:bodyPr>
</wps:wsp>
</wpg:wgp>
</wpc:wpc>
</a:graphicData>
</a:graphic>
```

## **4 Security**

### **4.1 Security Considerations for Implementers**

None.

### **4.2 Index of Security Fields**

None.

## 5 Appendix A: Full XML Schemas

For ease of implementation, this section provides the full XML schemas for the new elements, attributes, complex types, and simple types specified in the preceding sections. Any schema references to namespaces included in [\[ISO/IEC29500-1:2016\]](#) refer specifically to the transitional schemas as described in [\[ISO/IEC29500-4:2016\]](#).

Schema name	Prefix	Section
<a href="http://schemas.microsoft.com/office/drawing/2010/main">http://schemas.microsoft.com/office/drawing/2010/main</a> Schema	a14	<a href="#">5.1</a>
<a href="http://schemas.microsoft.com/office/drawing/2018/hyperlinkcolor">http://schemas.microsoft.com/office/drawing/2018/hyperlinkcolor</a> Schema	None.	<a href="#">5.33</a>
<a href="http://schemas.microsoft.com/office/drawing/2013/main/command">http://schemas.microsoft.com/office/drawing/2013/main/command</a> Schema	ac	<a href="#">5.27</a>
<a href="http://schemas.microsoft.com/office/drawing/2018/sketchyshapes">http://schemas.microsoft.com/office/drawing/2018/sketchyshapes</a> Schema	None.	<a href="#">5.36</a>
<a href="http://schemas.microsoft.com/office/thememl/2012/main">http://schemas.microsoft.com/office/thememl/2012/main</a> Schema	None.	<a href="#">5.17</a>
<a href="http://schemas.microsoft.com/ink/2010/main">http://schemas.microsoft.com/ink/2010/main</a> Schema	msink	<a href="#">5.7</a>
<a href="http://schemas.microsoft.com/office/drawing/2016/ink">http://schemas.microsoft.com/office/drawing/2016/ink</a> Schema	None.	<a href="#">5.28</a>
<a href="http://schemas.microsoft.com/office/drawing/2010/chartDrawing">http://schemas.microsoft.com/office/drawing/2010/chartDrawing</a> Schema	None.	<a href="#">5.8</a>
<a href="http://schemas.microsoft.com/office/drawing/2012/chart">http://schemas.microsoft.com/office/drawing/2012/chart</a> Schema	None.	<a href="#">5.13</a>
<a href="http://schemas.microsoft.com/office/drawing/2014/chart">http://schemas.microsoft.com/office/drawing/2014/chart</a> Schema	None.	<a href="#">5.20</a>
<a href="http://schemas.microsoft.com/office/drawing/2014/chart/ac">http://schemas.microsoft.com/office/drawing/2014/chart/ac</a> Schema	None.	<a href="#">5.21</a>
<a href="http://schemas.microsoft.com/office/drawing/2017/03/chart">http://schemas.microsoft.com/office/drawing/2017/03/chart</a> Schema	None.	<a href="#">5.31</a>
<a href="http://schemas.microsoft.com/office/drawing/2007/8/2/chart">http://schemas.microsoft.com/office/drawing/2007/8/2/chart</a> Schema	None.	<a href="#">5.10</a>
<a href="http://schemas.microsoft.com/office/drawing/2014/chartex">http://schemas.microsoft.com/office/drawing/2014/chartex</a> Schema	None.	<a href="#">5.22</a>
<a href="http://schemas.microsoft.com/office/drawing/2014/main">http://schemas.microsoft.com/office/drawing/2014/main</a> Schema	None.	<a href="#">5.23</a>
<a href="http://schemas.microsoft.com/office/drawing/2012/chartStyle">http://schemas.microsoft.com/office/drawing/2012/chartStyle</a> Schema	None.	<a href="#">5.15</a>
<a href="http://schemas.microsoft.com/office/drawing/2010/diagram">http://schemas.microsoft.com/office/drawing/2010/diagram</a> Schema	None.	<a href="#">5.16</a>
<a href="http://schemas.microsoft.com/office/drawing/2008/diagram">http://schemas.microsoft.com/office/drawing/2008/diagram</a> Schema	None.	<a href="#">5.6</a>
<a href="http://schemas.microsoft.com/office/drawing/2012/main">http://schemas.microsoft.com/office/drawing/2012/main</a> Schema	None.	<a href="#">5.14</a>
<a href="http://schemas.microsoft.com/office/word/2010/wordprocessingShape">http://schemas.microsoft.com/office/word/2010/wordprocessingShape</a> Schema	None.	<a href="#">5.2</a>
<a href="http://schemas.microsoft.com/office/word/2010/wordml">http://schemas.microsoft.com/office/word/2010/wordml</a> Schema	None.	<a href="#">5.3</a>
<a href="http://schemas.microsoft.com/office/drawing/2010/picture">http://schemas.microsoft.com/office/drawing/2010/picture</a> Schema	None.	<a href="#">5.12</a>
<a href="http://schemas.microsoft.com/office/word/2010/wordprocessingGroup">http://schemas.microsoft.com/office/word/2010/wordprocessingGroup</a> Schema	None.	<a href="#">5.4</a>
<a href="http://schemas.microsoft.com/office/word/2010/wordprocessingCanvas">http://schemas.microsoft.com/office/word/2010/wordprocessingCanvas</a> Schema	None.	<a href="#">5.5</a>
<a href="http://schemas.microsoft.com/office/word/2010/wordprocessingDrawing">http://schemas.microsoft.com/office/word/2010/wordprocessingDrawing</a> Schema	None.	<a href="#">5.11</a>
<a href="http://schemas.microsoft.com/office/word/2012/wordprocessingDrawing">http://schemas.microsoft.com/office/word/2012/wordprocessingDrawing</a> Schema	None.	<a href="#">5.18</a>
<a href="http://schemas.microsoft.com/office/excel/2010/spreadsheetDrawing">http://schemas.microsoft.com/office/excel/2010/spreadsheetDrawing</a> Schema	None.	<a href="#">5.9</a>
<a href="http://schemas.microsoft.com/office/powerpoint/2014/inkAction">http://schemas.microsoft.com/office/powerpoint/2014/inkAction</a> Schema	iact	<a href="#">5.19</a>

Schema name	Prefix	Section
<a href="http://schemas.microsoft.com/office/drawing/2016/SVG/main Schema">http://schemas.microsoft.com/office/drawing/2016/SVG/main Schema</a>	None.	<a href="#">5.24</a>
<a href="http://schemas.microsoft.com/office/drawing/2016/11/main Schema">http://schemas.microsoft.com/office/drawing/2016/11/main Schema</a>	None.	<a href="#">5.25</a>
<a href="http://schemas.microsoft.com/office/drawing/2016/11/diagram Schema">http://schemas.microsoft.com/office/drawing/2016/11/diagram Schema</a>	None.	<a href="#">5.26</a>
<a href="http://schemas.microsoft.com/office/drawing/2018/animation Schema">http://schemas.microsoft.com/office/drawing/2018/animation Schema</a>	None.	<a href="#">5.35</a>
<a href="http://schemas.microsoft.com/office/drawing/2018/animation/model3d Schema">http://schemas.microsoft.com/office/drawing/2018/animation/model3d Schema</a>	None.	<a href="#">5.34</a>
<a href="http://schemas.microsoft.com/office/drawing/2017/model3d Schema">http://schemas.microsoft.com/office/drawing/2017/model3d Schema</a>	am3d	<a href="#">5.29</a>
<a href="http://schemas.microsoft.com/office/drawing/2016/12/diagram Schema">http://schemas.microsoft.com/office/drawing/2016/12/diagram Schema</a>	None.	<a href="#">5.30</a>
<a href="http://schemas.microsoft.com/office/drawing/2017/decorative Schema">http://schemas.microsoft.com/office/drawing/2017/decorative Schema</a>	None.	<a href="#">5.32</a>
<a href="http://schemas.microsoft.com/office/drawing/2020/classificationShape Schema">http://schemas.microsoft.com/office/drawing/2020/classificationShape Schema</a>	None.	<a href="#">5.37</a>
<a href="http://schemas.microsoft.com/office/word/2020/oembed Schema">http://schemas.microsoft.com/office/word/2020/oembed Schema</a>	None.	<a href="#">5.38</a>
<a href="http://schemas.microsoft.com/office/drawing/2021/scriptlink Schema">http://schemas.microsoft.com/office/drawing/2021/scriptlink Schema</a>	None.	<a href="#">5.39</a>
<a href="http://schemas.microsoft.com/office/drawing/2021/livefeed Schema">http://schemas.microsoft.com/office/drawing/2021/livefeed Schema</a>	None.	<a href="#">5.40</a>
<a href="http://schemas.microsoft.com/office/drawing/2022/imageformula Schema">http://schemas.microsoft.com/office/drawing/2022/imageformula Schema</a>	None.	<a href="#">5.41</a>

## 5.1 <http://schemas.microsoft.com/office/drawing/2010/main Schema>

```

<xsd:schema targetNamespace="http://schemas.microsoft.com/office/drawing/2010/main"
elementFormDefault="qualified" xmlns="http://schemas.microsoft.com/office/drawing/2010/main"
xmlns:xsd="http://www.w3.org/2001/XMLSchema"
xmlns:a="http://schemas.openxmlformats.org/drawingml/2006/main"
xmlns:a14="http://schemas.microsoft.com/office/drawing/2010/main"
xmlns:m="http://schemas.openxmlformats.org/officeDocument/2006/math"
xmlns:r="http://schemas.openxmlformats.org/officeDocument/2006/relationships">
  <xsd:import namespace="http://schemas.openxmlformats.org/officeDocument/2006/math"
schemaLocation="shared-math.xsd"/>
  <xsd:import schemaLocation="oartdocprop.xsd"
namespace="http://schemas.openxmlformats.org/drawingml/2006/main"/>
  <xsd:import schemaLocation="orel.xsd"
namespace="http://schemas.openxmlformats.org/officeDocument/2006/relationships"/>
  <xsd:import schemaLocation="oartsp3dscene.xsd"
namespace="http://schemas.openxmlformats.org/drawingml/2006/main"/>
  <xsd:import schemaLocation="oartsp3dstyles.xsd"
namespace="http://schemas.openxmlformats.org/drawingml/2006/main"/>
  <xsd:import schemaLocation="oartspeffects.xsd"
namespace="http://schemas.openxmlformats.org/drawingml/2006/main"/>
  <xsd:import schemaLocation="oartsplineproperties.xsd"
namespace="http://schemas.openxmlformats.org/drawingml/2006/main"/>
  <xsd:import schemaLocation="oartbasetypes.xsd"
namespace="http://schemas.openxmlformats.org/drawingml/2006/main"/>
  <xsd:simpleType name="ST_LegacySpreadsheetColorIndex">
    <xsd:restriction base="xsd:int">
      <xsd:minInclusive value="0"/>
      <xsd:maxInclusive value="80"/>
    </xsd:restriction>
  </xsd:simpleType>
  <xsd:attribute name="legacySpreadsheetColorIndex" type="ST_LegacySpreadsheetColorIndex"/>
  <xsd:complexType name="CT_TextMath">
    <xsd:sequence>
      <xsd:element ref="m:oMath"/>
    </xsd:sequence>
  </xsd:complexType>

```

```

</xsd:complexType>
<xsd:element name="m" type="CT_TextMath"/>
<xsd:complexType name="CT_ContentPartLocking">
  <xsd:sequence>
    <xsd:element name="extLst" type="a:CT_OfficeArtExtensionList" minOccurs="0"
maxOccurs="1"/>
  </xsd:sequence>
  <xsd:attributeGroup ref="a:AG_Locking"/>
</xsd:complexType>
<xsd:complexType name="CT_NonVisualInkContentPartProperties">
  <xsd:sequence>
    <xsd:element name="cpLocks" type="CT_ContentPartLocking" minOccurs="0" maxOccurs="1"/>
    <xsd:element name="extLst" type="a:CT_OfficeArtExtensionList" minOccurs="0"
maxOccurs="1"/>
  </xsd:sequence>
  <xsd:attribute name="isComment" type="xsd:boolean" use="optional" default="true"/>
</xsd:complexType>
<xsd:complexType name="CT_CameraTool">
  <xsd:attribute name="cellRange" type="xsd:string"/>
  <xsd:attribute name="spid" use="optional" default="0" type="xsd:string"/>
</xsd:complexType>
<xsd:element name="cameraTool" type="CT_CameraTool"/>
<xsd:complexType name="CT_CompatExt">
  <xsd:attribute name="spid" type="xsd:string"/>
</xsd:complexType>
<xsd:element name="compatExt" type="CT_CompatExt"/>
<xsd:complexType name="CT_IsGvmlCanvas">
  <xsd:attribute name="val" type="xsd:boolean" use="required"/>
</xsd:complexType>
<xsd:complexType name="CT_GvmlContentPartNonVisual">
  <xsd:sequence>
    <xsd:element name="cNvPr" type="a:CT_NonVisualDrawingProps" minOccurs="1"
maxOccurs="1"/>
    <xsd:element name="cNvContentPartPr" type="CT_NonVisualInkContentPartProperties"
minOccurs="0" maxOccurs="1"/>
  </xsd:sequence>
</xsd:complexType>
<xsd:complexType name="CT_GvmlContentPart">
  <xsd:sequence>
    <xsd:element name="nvContentPartPr" type="CT_GvmlContentPartNonVisual" minOccurs="0"
maxOccurs="1"/>
    <xsd:element name="xfrm" type="a:CT_Transform2D" minOccurs="0" maxOccurs="1"/>
    <xsd:element name="extLst" type="a:CT_OfficeArtExtensionList" minOccurs="0"
maxOccurs="1"/>
  </xsd:sequence>
  <xsd:attribute name="bwMode" type="a:ST_BlackWhiteMode" use="optional"/>
  <xsd:attribute ref="r:id" use="required"/>
</xsd:complexType>
<xsd:element name="isCanvas" type="CT_IsGvmlCanvas"/>
<xsd:element name="contentPart" type="CT_GvmlContentPart"/>
<xsd:complexType name="CT_ShadowObscured">
  <xsd:attribute name="val" type="xsd:boolean" use="optional" default="false"/>
</xsd:complexType>
<xsd:element name="shadowObscured" type="CT_ShadowObscured"/>
<xsd:element name="hiddenFill" type="a:CT_FillProperties"/>
<xsd:element name="hiddenLine" type="a:CT_LineProperties"/>
<xsd:element name="hiddenEffects" type="a:CT_EffectProperties"/>
<xsd:element name="hiddenScene3d" type="a:CT_Scene3D"/>
<xsd:element name="hiddenSp3d" type="a:CT_Shape3D"/>
<xsd:simpleType name="ST_ArtisticEffectParam100">
  <xsd:restriction base="xsd:int">
    <xsd:minInclusive value="0"/>
    <xsd:maxInclusive value="100"/>
  </xsd:restriction>
</xsd:simpleType>
<xsd:simpleType name="ST_ArtisticEffectParam10">
  <xsd:restriction base="xsd:int">
    <xsd:minInclusive value="0"/>
    <xsd:maxInclusive value="10"/>
  </xsd:restriction>
</xsd:simpleType>

```

```

    </xsd:restriction>
</xsd:simpleType>
<xsd:simpleType name="ST_ArtisticEffectParam6">
  <xsd:restriction base="xsd:int">
    <xsd:minInclusive value="0"/>
    <xsd:maxInclusive value="6"/>
  </xsd:restriction>
</xsd:simpleType>
<xsd:simpleType name="ST_ArtisticEffectParam4">
  <xsd:restriction base="xsd:int">
    <xsd:minInclusive value="0"/>
    <xsd:maxInclusive value="4"/>
  </xsd:restriction>
</xsd:simpleType>
<xsd:complexType name="CT_PictureEffectBlur">
  <xsd:attribute name="radius" type="ST_ArtisticEffectParam100" use="optional"
default="10"/>
</xsd:complexType>
<xsd:complexType name="CT_PictureEffectCement">
  <xsd:attribute name="trans" type="a:ST_PositiveFixedPercentage" use="optional"
default="0"/>
  <xsd:attribute name="crackSpacing" type="ST_ArtisticEffectParam100" use="optional"
default="24"/>
</xsd:complexType>
<xsd:complexType name="CT_PictureEffectChalkSketch">
  <xsd:attribute name="trans" type="a:ST_PositiveFixedPercentage" use="optional"
default="0"/>
  <xsd:attribute name="pressure" type="ST_ArtisticEffectParam4" use="optional"
default="0"/>
</xsd:complexType>
<xsd:complexType name="CT_PictureEffectCrisscrossEtching">
  <xsd:attribute name="trans" type="a:ST_PositiveFixedPercentage" use="optional"
default="75"/>
  <xsd:attribute name="pressure" type="ST_ArtisticEffectParam100" use="optional"
default="30"/>
</xsd:complexType>
<xsd:complexType name="CT_PictureEffectCutout">
  <xsd:attribute name="trans" type="a:ST_PositiveFixedPercentage" use="optional"
default="0"/>
  <xsd:attribute name="numberOfShades" type="ST_ArtisticEffectParam6" use="optional"
default="2"/>
</xsd:complexType>
<xsd:complexType name="CT_PictureEffectFilmGrain">
  <xsd:attribute name="trans" type="a:ST_PositiveFixedPercentage" use="optional"
default="0"/>
  <xsd:attribute name="grainSize" type="ST_ArtisticEffectParam100" use="optional"
default="40"/>
</xsd:complexType>
<xsd:complexType name="CT_PictureEffectGlass">
  <xsd:attribute name="trans" type="a:ST_PositiveFixedPercentage" use="optional"
default="0"/>
  <xsd:attribute name="scaling" type="ST_ArtisticEffectParam100" use="optional"
default="34"/>
</xsd:complexType>
<xsd:complexType name="CT_PictureEffectGlowDiffused">
  <xsd:attribute name="trans" type="a:ST_PositiveFixedPercentage" use="optional"
default="0"/>
  <xsd:attribute name="intensity" type="ST_ArtisticEffectParam10" use="optional"
default="5"/>
</xsd:complexType>
<xsd:complexType name="CT_PictureEffectGlowEdges">
  <xsd:attribute name="trans" type="a:ST_PositiveFixedPercentage" use="optional"
default="15"/>
  <xsd:attribute name="smoothness" type="ST_ArtisticEffectParam10" use="optional"
default="3"/>
</xsd:complexType>
<xsd:complexType name="CT_PictureEffectLightScreen">
  <xsd:attribute name="trans" type="a:ST_PositiveFixedPercentage" use="optional"
default="0"/>

```

```

    <xsd:attribute name="gridSize" type="ST_ArtisticEffectParam10" use="optional"
default="4"/>
  </xsd:complexType>
  <xsd:complexType name="CT_PictureEffectLineDrawing">
    <xsd:attribute name="trans" type="a:ST_PositiveFixedPercentage" use="optional"
default="25"/>
    <xsd:attribute name="pencilSize" type="ST_ArtisticEffectParam100" use="optional"
default="0"/>
  </xsd:complexType>
  <xsd:complexType name="CT_PictureEffectMarker">
    <xsd:attribute name="trans" type="a:ST_PositiveFixedPercentage" use="optional"
default="0"/>
    <xsd:attribute name="size" type="ST_ArtisticEffectParam100" use="optional" default="97"/>
  </xsd:complexType>
  <xsd:complexType name="CT_PictureEffectMosaicBubbles">
    <xsd:attribute name="trans" type="a:ST_PositiveFixedPercentage" use="optional"
default="0"/>
    <xsd:attribute name="pressure" type="ST_ArtisticEffectParam100" use="optional"
default="14"/>
  </xsd:complexType>
  <xsd:complexType name="CT_PictureEffectPaintBrush">
    <xsd:attribute name="trans" type="a:ST_PositiveFixedPercentage" use="optional"
default="0"/>
    <xsd:attribute name="brushSize" type="ST_ArtisticEffectParam10" use="optional"
default="2"/>
  </xsd:complexType>
  <xsd:complexType name="CT_PictureEffectPaintStrokes">
    <xsd:attribute name="trans" type="a:ST_PositiveFixedPercentage" use="optional"
default="0"/>
    <xsd:attribute name="intensity" type="ST_ArtisticEffectParam10" use="optional"
default="5"/>
  </xsd:complexType>
  <xsd:complexType name="CT_PictureEffectPastelsSmooth">
    <xsd:attribute name="trans" type="a:ST_PositiveFixedPercentage" use="optional"
default="0"/>
    <xsd:attribute name="scaling" type="ST_ArtisticEffectParam100" use="optional"
default="34"/>
  </xsd:complexType>
  <xsd:complexType name="CT_PictureEffectPencilGrayscale">
    <xsd:attribute name="trans" type="a:ST_PositiveFixedPercentage" use="optional"
default="0"/>
    <xsd:attribute name="pencilSize" type="ST_ArtisticEffectParam100" use="optional"
default="27"/>
  </xsd:complexType>
  <xsd:complexType name="CT_PictureEffectPencilSketch">
    <xsd:attribute name="trans" type="a:ST_PositiveFixedPercentage" use="optional"
default="0"/>
    <xsd:attribute name="pressure" type="ST_ArtisticEffectParam100" use="optional"
default="22"/>
  </xsd:complexType>
  <xsd:complexType name="CT_PictureEffectPhotocopy">
    <xsd:attribute name="trans" type="a:ST_PositiveFixedPercentage" use="optional"
default="30"/>
    <xsd:attribute name="detail" type="ST_ArtisticEffectParam10" use="optional" default="3"/>
  </xsd:complexType>
  <xsd:complexType name="CT_PictureEffectPlasticWrap">
    <xsd:attribute name="trans" type="a:ST_PositiveFixedPercentage" use="optional"
default="0"/>
    <xsd:attribute name="smoothness" type="ST_ArtisticEffectParam10" use="optional"
default="5"/>
  </xsd:complexType>
  <xsd:complexType name="CT_PictureEffectTexturizer">
    <xsd:attribute name="trans" type="a:ST_PositiveFixedPercentage" use="optional"
default="0"/>
    <xsd:attribute name="scaling" type="ST_ArtisticEffectParam100" use="optional"
default="34"/>
  </xsd:complexType>
  <xsd:complexType name="CT_PictureEffectWatercolorSponge">

```



```

    <xsd:attribute name="trans" type="a:ST_PositiveFixedPercentage" use="optional"
default="0"/>
    <xsd:attribute name="brushSize" type="ST_ArtisticEffectParam10" use="optional"
default="2"/>
  </xsd:complexType>
  <xsd:complexType name="CT_PictureEffectBackgroundRemovalForegroundMark">
    <xsd:attribute name="x1" type="a:ST_PositiveFixedPercentage" use="required"/>
    <xsd:attribute name="y1" type="a:ST_PositiveFixedPercentage" use="required"/>
    <xsd:attribute name="x2" type="a:ST_PositiveFixedPercentage" use="required"/>
    <xsd:attribute name="y2" type="a:ST_PositiveFixedPercentage" use="required"/>
  </xsd:complexType>
  <xsd:complexType name="CT_PictureEffectBackgroundRemovalBackgroundMark">
    <xsd:attribute name="x1" type="a:ST_PositiveFixedPercentage" use="required"/>
    <xsd:attribute name="y1" type="a:ST_PositiveFixedPercentage" use="required"/>
    <xsd:attribute name="x2" type="a:ST_PositiveFixedPercentage" use="required"/>
    <xsd:attribute name="y2" type="a:ST_PositiveFixedPercentage" use="required"/>
  </xsd:complexType>
  <xsd:complexType name="CT_PictureEffectBackgroundRemoval">
    <xsd:sequence>
      <xsd:element name="foregroundMark"
type="CT_PictureEffectBackgroundRemovalForegroundMark" minOccurs="0" maxOccurs="unbounded"/>
      <xsd:element name="backgroundMark"
type="CT_PictureEffectBackgroundRemovalBackgroundMark" minOccurs="0" maxOccurs="unbounded"/>
    </xsd:sequence>
    <xsd:attribute name="t" type="a:ST_PositiveFixedPercentage" use="required"/>
    <xsd:attribute name="b" type="a:ST_PositiveFixedPercentage" use="required"/>
    <xsd:attribute name="l" type="a:ST_PositiveFixedPercentage" use="required"/>
    <xsd:attribute name="r" type="a:ST_PositiveFixedPercentage" use="required"/>
  </xsd:complexType>
  <xsd:complexType name="CT_PictureEffectBrightnessContrast">
    <xsd:attribute name="bright" type="a:ST_FixedPercentage" use="optional" default="0"/>
    <xsd:attribute name="contrast" type="a:ST_FixedPercentage" use="optional" default="0"/>
  </xsd:complexType>
  <xsd:simpleType name="ST_ColorTemperature">
    <xsd:restriction base="xsd:int">
      <xsd:minInclusive value="1500"/>
      <xsd:maxInclusive value="11500"/>
    </xsd:restriction>
  </xsd:simpleType>
  <xsd:complexType name="CT_PictureEffectColorTemperature">
    <xsd:attribute name="colorTemp" type="ST_ColorTemperature" use="optional"
default="6500"/>
  </xsd:complexType>
  <xsd:simpleType name="ST_SaturationAmount">
    <xsd:restriction base="a:ST_Percentage">
      <xsd:minInclusive value="0"/>
      <xsd:maxInclusive value="400000"/>
    </xsd:restriction>
  </xsd:simpleType>
  <xsd:complexType name="CT_PictureEffectSaturation">
    <xsd:attribute name="sat" type="ST_SaturationAmount" use="optional" default="100"/>
  </xsd:complexType>
  <xsd:complexType name="CT_PictureEffectSharpenSoften">
    <xsd:attribute name="amount" type="a:ST_FixedPercentage" use="optional" default="0"/>
  </xsd:complexType>
  <xsd:complexType name="CT_PictureEffect">
    <xsd:choice minOccurs="1" maxOccurs="1">
      <xsd:element name="artisticBlur" type="CT_PictureEffectBlur" minOccurs="1"
maxOccurs="1"/>
      <xsd:element name="artisticCement" type="CT_PictureEffectCement" minOccurs="1"
maxOccurs="1"/>
      <xsd:element name="artisticChalkSketch" type="CT_PictureEffectChalkSketch"
minOccurs="1" maxOccurs="1"/>
      <xsd:element name="artisticCrisscrossEtching" type="CT_PictureEffectCrisscrossEtching"
minOccurs="1" maxOccurs="1"/>
      <xsd:element name="artisticCutout" type="CT_PictureEffectCutout" minOccurs="1"
maxOccurs="1"/>
      <xsd:element name="artisticFilmGrain" type="CT_PictureEffectFilmGrain" minOccurs="1"
maxOccurs="1"/>
    </xsd:choice>
  </xsd:complexType>

```

```

        <xsd:element name="artisticGlass" type="CT PictureEffectGlass" minOccurs="1"
maxOccurs="1"/>
        <xsd:element name="artisticGlowDiffused" type="CT_PictureEffectGlowDiffused"
minOccurs="1" maxOccurs="1"/>
        <xsd:element name="artisticGlowEdges" type="CT_PictureEffectGlowEdges" minOccurs="1"
maxOccurs="1"/>
        <xsd:element name="artisticLightScreen" type="CT_PictureEffectLightScreen"
minOccurs="1" maxOccurs="1"/>
        <xsd:element name="artisticLineDrawing" type="CT_PictureEffectLineDrawing"
minOccurs="1" maxOccurs="1"/>
        <xsd:element name="artisticMarker" type="CT PictureEffectMarker" minOccurs="1"
maxOccurs="1"/>
        <xsd:element name="artisticMosaicBubbles" type="CT_PictureEffectMosaicBubbles"
minOccurs="1" maxOccurs="1"/>
        <xsd:element name="artisticPaintStrokes" type="CT_PictureEffectPaintStrokes"
minOccurs="1" maxOccurs="1"/>
        <xsd:element name="artisticPaintBrush" type="CT PictureEffectPaintBrush" minOccurs="1"
maxOccurs="1"/>
        <xsd:element name="artisticPastelsSmooth" type="CT PictureEffectPastelsSmooth"
minOccurs="1" maxOccurs="1"/>
        <xsd:element name="artisticPencilGrayscale" type="CT_PictureEffectPencilGrayscale"
minOccurs="1" maxOccurs="1"/>
        <xsd:element name="artisticPencilSketch" type="CT PictureEffectPencilSketch"
minOccurs="1" maxOccurs="1"/>
        <xsd:element name="artisticPhotocopy" type="CT_PictureEffectPhotocopy" minOccurs="1"
maxOccurs="1"/>
        <xsd:element name="artisticPlasticWrap" type="CT_PictureEffectPlasticWrap"
minOccurs="1" maxOccurs="1"/>
        <xsd:element name="artisticTexturizer" type="CT PictureEffectTexturizer" minOccurs="1"
maxOccurs="1"/>
        <xsd:element name="artisticWatercolorSponge" type="CT PictureEffectWatercolorSponge"
minOccurs="1" maxOccurs="1"/>
        <xsd:element name="backgroundRemoval" type="CT_PictureEffectBackgroundRemoval"
minOccurs="1" maxOccurs="1"/>
        <xsd:element name="brightnessContrast" type="CT_PictureEffectBrightnessContrast"
minOccurs="1" maxOccurs="1"/>
        <xsd:element name="colorTemperature" type="CT_PictureEffectColorTemperature"
minOccurs="1" maxOccurs="1"/>
        <xsd:element name="saturation" type="CT_PictureEffectSaturation" minOccurs="1"
maxOccurs="1"/>
        <xsd:element name="sharpenSoften" type="CT_PictureEffectSharpenSoften" minOccurs="1"
maxOccurs="1"/>
    </xsd:choice>
    <xsd:attribute name="visible" type="xsd:boolean" use="optional" default="true"/>
</xsd:complexType>
<xsd:complexType name="CT PictureLayer">
    <xsd:sequence>
        <xsd:element name="imgEffect" type="CT PictureEffect" minOccurs="0"
maxOccurs="unbounded"/>
    </xsd:sequence>
    <xsd:attribute ref="r:embed" use="optional" default=""/>
</xsd:complexType>
<xsd:complexType name="CT_Photo">
    <xsd:sequence>
        <xsd:element name="imgLayer" type="CT_PictureLayer" minOccurs="1" maxOccurs="1"/>
    </xsd:sequence>
</xsd:complexType>
<xsd:element name="imgProps" type="CT_Photo"/>
<xsd:complexType name="CT UseLocalDpi">
    <xsd:attribute name="val" type="xsd:boolean" use="optional" default="true"/>
</xsd:complexType>
<xsd:element name="useLocalDpi" type="CT_UseLocalDpi"/>
</xsd:schema>

```

## 5.2 <http://schemas.microsoft.com/office/word/2010/wordprocessingShape> Schema

```
<xsd:schema elementFormDefault="qualified"
targetNamespace="http://schemas.microsoft.com/office/word/2010/wordprocessingShape"
xmlns="http://schemas.microsoft.com/office/word/2010/wordprocessingShape"
xmlns:a="http://schemas.openxmlformats.org/drawingml/2006/main"
xmlns:w12="http://schemas.openxmlformats.org/wordprocessingml/2006/main"
xmlns:wne="http://schemas.microsoft.com/office/word/2006/wordml"
xmlns:xsd="http://www.w3.org/2001/XMLSchema"
xmlns:rel="http://schemas.openxmlformats.org/officeDocument/2006/relationships">
  <xsd:import schemaLocation="oartdocprop.xsd"
namespace="http://schemas.openxmlformats.org/drawingml/2006/main"/>
  <xsd:import schemaLocation="oartspproperties.xsd"
namespace="http://schemas.openxmlformats.org/drawingml/2006/main"/>
  <xsd:import schemaLocation="oartstylesheet.xsd"
namespace="http://schemas.openxmlformats.org/drawingml/2006/main"/>
  <xsd:import schemaLocation="orel.xsd"
namespace="http://schemas.openxmlformats.org/officeDocument/2006/relationships"/>
  <xsd:import schemaLocation="oartWordShapeTextbox.xsd"
namespace="http://schemas.openxmlformats.org/wordprocessingml/2006/main"/>
  <xsd:import schemaLocation="oartWordNonEcmaShapeTextbox.xsd"
namespace="http://schemas.microsoft.com/office/word/2006/wordml"/>
  <xsd:complexType name="CT_TextboxInfo">
    <xsd:sequence>
      <xsd:element ref="w12:txbxContent" minOccurs="0" maxOccurs="1"/>
      <xsd:element ref="wne:txbxContent" minOccurs="0" maxOccurs="1"/>
      <xsd:element name="extLst" type="a:CT_OfficeArtExtensionList" minOccurs="0"
maxOccurs="1"/>
    </xsd:sequence>
    <xsd:attribute name="id" type="xsd:unsignedShort" use="optional" default="0"/>
  </xsd:complexType>
  <xsd:complexType name="CT_LinkedTextboxInformation">
    <xsd:sequence>
      <xsd:element name="extLst" type="a:CT_OfficeArtExtensionList" minOccurs="0"
maxOccurs="1"/>
    </xsd:sequence>
    <xsd:attribute name="id" type="xsd:unsignedShort" use="required"/>
    <xsd:attribute name="seq" type="xsd:unsignedShort" use="required"/>
  </xsd:complexType>
  <xsd:complexType name="CT_WordprocessingShape">
    <xsd:sequence minOccurs="1" maxOccurs="1">
      <xsd:element name="cNvPr" type="a:CT_NonVisualDrawingProps" minOccurs="0"
maxOccurs="1"/>
      <xsd:choice minOccurs="1" maxOccurs="1">
        <xsd:element name="cNvSpPr" type="a:CT_NonVisualDrawingShapeProps" minOccurs="1"
maxOccurs="1"/>
        <xsd:element name="cNvCnPr" type="a:CT_NonVisualConnectorProperties" minOccurs="1"
maxOccurs="1"/>
      </xsd:choice>
      <xsd:element name="spPr" type="a:CT_ShapeProperties" minOccurs="1" maxOccurs="1"/>
      <xsd:element name="style" type="a:CT_ShapeStyle" minOccurs="0" maxOccurs="1"/>
      <xsd:element name="extLst" type="a:CT_OfficeArtExtensionList" minOccurs="0"
maxOccurs="1"/>
      <xsd:choice minOccurs="0" maxOccurs="1">
        <xsd:element name="txbx" type="CT_TextboxInfo" minOccurs="1" maxOccurs="1"/>
        <xsd:element name="linkedTxbx" type="CT_LinkedTextboxInformation" minOccurs="1"
maxOccurs="1"/>
      </xsd:choice>
      <xsd:element name="bodyPr" type="a:CT_TextBodyProperties" minOccurs="1" maxOccurs="1"/>
    </xsd:sequence>
    <xsd:attribute name="normalEastAsianFlow" type="xsd:boolean" use="optional"
default="false"/>
  </xsd:complexType>
  <xsd:element name="wsp" type="CT_WordprocessingShape"/>
</xsd:schema>
```

### 5.3 http://schemas.microsoft.com/office/word/2010/wordml Schema

```
<xsd:schema elementFormDefault="qualified"
targetNamespace="http://schemas.microsoft.com/office/word/2010/wordml"
xmlns="http://schemas.microsoft.com/office/word/2010/wordml"
xmlns:a="http://schemas.openxmlformats.org/drawingml/2006/main"
xmlns:a14="http://schemas.microsoft.com/office/drawing/2010/main"
xmlns:xsd="http://www.w3.org/2001/XMLSchema"
xmlns:r="http://schemas.openxmlformats.org/officeDocument/2006/relationships">
  <xsd:import schemaLocation="oart14docprop.xsd"
namespace="http://schemas.microsoft.com/office/drawing/2010/main"/>
  <xsd:import schemaLocation="oartdocprop.xsd"
namespace="http://schemas.openxmlformats.org/drawingml/2006/main"/>
  <xsd:import schemaLocation="orel.xsd"
namespace="http://schemas.openxmlformats.org/officeDocument/2006/relationships"/>
  <xsd:complexType name="CT_WordContentPartNonVisual">
    <xsd:sequence>
      <xsd:element name="cNvPr" type="a:CT_NonVisualDrawingProps" minOccurs="0"
maxOccurs="1"/>
      <xsd:element name="cNvContentPartPr" type="a14:CT_NonVisualInkContentPartProperties"
minOccurs="0" maxOccurs="1"/>
    </xsd:sequence>
  </xsd:complexType>
  <xsd:complexType name="CT_WordContentPart">
    <xsd:sequence>
      <xsd:element name="nvContentPartPr" type="CT_WordContentPartNonVisual" minOccurs="0"
maxOccurs="1"/>
      <xsd:element name="xfrm" type="a:CT_Transform2D" minOccurs="0" maxOccurs="1"/>
      <xsd:element name="extLst" type="a:CT_OfficeArtExtensionList" minOccurs="0"
maxOccurs="1"/>
    </xsd:sequence>
    <xsd:attribute name="bwMode" type="a:ST_BlackWhiteMode" use="optional"/>
    <xsd:attribute ref="r:id" use="required"/>
  </xsd:complexType>
  <xsd:element name="contentPart" type="CT_WordContentPart"/>
</xsd:schema>
```

### 5.4 http://schemas.microsoft.com/office/word/2010/wordprocessingGroup Schema

```
<xsd:schema elementFormDefault="qualified"
targetNamespace="http://schemas.microsoft.com/office/word/2010/wordprocessingGroup"
xmlns="http://schemas.microsoft.com/office/word/2010/wordprocessingGroup"
xmlns:a="http://schemas.openxmlformats.org/drawingml/2006/main"
xmlns:xsd="http://www.w3.org/2001/XMLSchema"
xmlns:wps="http://schemas.microsoft.com/office/word/2010/wordprocessingShape"
xmlns:pic="http://schemas.openxmlformats.org/drawingml/2006/picture"
xmlns:w14="http://schemas.microsoft.com/office/word/2010/wordml">
  <xsd:import schemaLocation="oartdocprop.xsd"
namespace="http://schemas.openxmlformats.org/drawingml/2006/main"/>
  <xsd:import schemaLocation="oarte2o.xsd"
namespace="http://schemas.openxmlformats.org/drawingml/2006/main"/>
  <xsd:import schemaLocation="oartspproperties.xsd"
namespace="http://schemas.openxmlformats.org/drawingml/2006/main"/>
  <xsd:import schemaLocation="oartwordshape.xsd"
namespace="http://schemas.microsoft.com/office/word/2010/wordprocessingShape"/>
  <xsd:import schemaLocation="oartwordcontentpart.xsd"
namespace="http://schemas.microsoft.com/office/word/2010/wordml"/>
  <xsd:import schemaLocation="pictureee2o.xsd"
namespace="http://schemas.openxmlformats.org/drawingml/2006/picture"/>
  <xsd:complexType name="CT_GraphicFrame">
    <xsd:sequence>
      <xsd:element name="cNvPr" type="a:CT_NonVisualDrawingProps" minOccurs="1"
maxOccurs="1"/>
      <xsd:element name="cNvFrPr" type="a:CT_NonVisualGraphicFrameProperties" minOccurs="1"
maxOccurs="1"/>
      <xsd:element name="xfrm" type="a:CT_Transform2D" minOccurs="1" maxOccurs="1"/>
    </xsd:sequence>
  </xsd:complexType>
</xsd:schema>
```

```

        <xsd:element ref="a:graphic" minOccurs="1" maxOccurs="1"/>
        <xsd:element name="extLst" type="a:CT_OfficeArtExtensionList" minOccurs="0"
maxOccurs="1"/>
    </xsd:sequence>
</xsd:complexType>
<xsd:complexType name="CT_WordprocessingGroup">
    <xsd:sequence minOccurs="1" maxOccurs="1">
        <xsd:element name="cNvPr" type="a:CT_NonVisualDrawingProps" minOccurs="0"
maxOccurs="1"/>
        <xsd:element name="cNvGrpSpPr" type="a:CT_NonVisualGroupDrawingShapeProps"
minOccurs="1" maxOccurs="1"/>
        <xsd:element name="grpSpPr" type="a:CT_GroupShapeProperties" minOccurs="1"
maxOccurs="1"/>
        <xsd:choice minOccurs="0" maxOccurs="unbounded">
            <xsd:element ref="wps:wsp"/>
            <xsd:element name="grpSp" type="CT_WordprocessingGroup"/>
            <xsd:element name="graphicFrame" type="CT_GraphicFrame"/>
            <xsd:element ref="pic:pic"/>
            <xsd:element ref="w14:contentPart"/>
        </xsd:choice>
        <xsd:element name="extLst" type="a:CT_OfficeArtExtensionList" minOccurs="0"
maxOccurs="1"/>
    </xsd:sequence>
</xsd:complexType>
<xsd:element name="wgp" type="CT_WordprocessingGroup"/>
</xsd:schema>

```

## 5.5 <http://schemas.microsoft.com/office/word/2010/wordprocessingCanvas> Schema

```

<xsd:schema elementFormDefault="qualified"
targetNamespace="http://schemas.microsoft.com/office/word/2010/wordprocessingCanvas"
xmlns="http://schemas.microsoft.com/office/word/2010/wordprocessingCanvas"
xmlns:a="http://schemas.openxmlformats.org/drawingml/2006/main"
xmlns:w14="http://schemas.microsoft.com/office/word/2010/wordml"
xmlns:xsd="http://www.w3.org/2001/XMLSchema"
xmlns:wpg="http://schemas.microsoft.com/office/word/2010/wordprocessingGroup"
xmlns:wps="http://schemas.microsoft.com/office/word/2010/wordprocessingShape"
xmlns:pic="http://schemas.openxmlformats.org/drawingml/2006/picture">
    <xsd:import schemaLocation="oartwordcontentpart.xsd"
namespace="http://schemas.microsoft.com/office/word/2010/wordml"/>
    <xsd:import schemaLocation="oartwordgroup.xsd"
namespace="http://schemas.microsoft.com/office/word/2010/wordprocessingGroup"/>
    <xsd:import schemaLocation="oartwordshape.xsd"
namespace="http://schemas.microsoft.com/office/word/2010/wordprocessingShape"/>
    <xsd:import schemaLocation="oarte2offormat.xsd"
namespace="http://schemas.openxmlformats.org/drawingml/2006/main"/>
    <xsd:import schemaLocation="pictureee2o.xsd"
namespace="http://schemas.openxmlformats.org/drawingml/2006/picture"/>
    <xsd:complexType name="CT_WordprocessingCanvas">
        <xsd:sequence minOccurs="1" maxOccurs="1">
            <xsd:element name="bg" type="a:CT_BackgroundFormatting" minOccurs="0" maxOccurs="1"/>
            <xsd:element name="whole" type="a:CT_WholeE2oFormatting" minOccurs="0" maxOccurs="1"/>
            <xsd:choice minOccurs="0" maxOccurs="unbounded">
                <xsd:element ref="wps:wsp"/>
                <xsd:element ref="pic:pic"/>
                <xsd:element ref="w14:contentPart"/>
                <xsd:element ref="wpg:wgp"/>
                <xsd:element name="graphicFrame" type="wpg:CT_GraphicFrame"/>
            </xsd:choice>
            <xsd:element name="extLst" type="a:CT_OfficeArtExtensionList" minOccurs="0"
maxOccurs="1"/>
        </xsd:sequence>
    </xsd:complexType>
    <xsd:element name="wpc" type="CT_WordprocessingCanvas"/>
</xsd:schema>

```

## 5.6 http://schemas.microsoft.com/office/drawing/2008/diagram Schema

```
<xsd:schema targetNamespace="http://schemas.microsoft.com/office/drawing/2008/diagram"
elementFormDefault="qualified" attributeFormDefault="unqualified"
xmlns:xsd="http://www.w3.org/2001/XMLSchema"
xmlns:a="http://schemas.openxmlformats.org/drawingml/2006/main"
xmlns:d="http://schemas.openxmlformats.org/drawingml/2006/diagram"
xmlns:r="http://schemas.openxmlformats.org/officeDocument/2006/relationships"
xmlns="http://schemas.microsoft.com/office/drawing/2008/diagram">
  <xsd:import schemaLocation="igxelementpropertyset.xsd"
namespace="http://schemas.openxmlformats.org/drawingml/2006/diagram"/>
  <xsd:import schemaLocation="oartspstyle.xsd"
namespace="http://schemas.openxmlformats.org/drawingml/2006/main"/>
  <xsd:import schemaLocation="oartdocprop.xsd"
namespace="http://schemas.openxmlformats.org/drawingml/2006/main"/>
  <xsd:import schemaLocation="oarte2o.xsd"
namespace="http://schemas.openxmlformats.org/drawingml/2006/main"/>
  <xsd:import schemaLocation="oarttx.xsd"
namespace="http://schemas.openxmlformats.org/drawingml/2006/main"/>
  <xsd:import schemaLocation="orel.xsd"
namespace="http://schemas.openxmlformats.org/officeDocument/2006/relationships"/>
  <xsd:complexType name="CT_ShapeNonVisual">
    <xsd:sequence>
      <xsd:element name="cNvPr" type="a:CT_NonVisualDrawingProps" minOccurs="1"
maxOccurs="1"/>
      <xsd:element name="cNvSpPr" type="a:CT_NonVisualDrawingShapeProps" minOccurs="1"
maxOccurs="1"/>
    </xsd:sequence>
  </xsd:complexType>
  <xsd:complexType name="CT_Shape">
    <xsd:sequence>
      <xsd:element name="nvSpPr" type="CT_ShapeNonVisual" minOccurs="1" maxOccurs="1"/>
      <xsd:element name="spPr" type="a:CT_ShapeProperties" minOccurs="1" maxOccurs="1"/>
      <xsd:element name="style" type="a:CT_ShapeStyle" minOccurs="0" maxOccurs="1"/>
      <xsd:element name="txBody" type="a:CT_TextBody" minOccurs="0" maxOccurs="1"/>
      <xsd:element name="txXfrm" type="a:CT_Transform2D" minOccurs="0" maxOccurs="1"/>
      <xsd:element name="extLst" type="a:CT_OfficeArtExtensionList" minOccurs="0"
maxOccurs="1"/>
    </xsd:sequence>
    <xsd:attribute name="modelId" type="d:ST_ModelId" use="required"/>
  </xsd:complexType>
  <xsd:complexType name="CT_GroupShapeNonVisual">
    <xsd:sequence>
      <xsd:element name="cNvPr" type="a:CT_NonVisualDrawingProps" minOccurs="1"
maxOccurs="1"/>
      <xsd:element name="cNvGrpSpPr" type="a:CT_NonVisualGroupDrawingShapeProps"
minOccurs="1" maxOccurs="1"/>
    </xsd:sequence>
  </xsd:complexType>
  <xsd:complexType name="CT_GroupShape">
    <xsd:sequence>
      <xsd:element name="nvGrpSpPr" type="CT_GroupShapeNonVisual" minOccurs="1"
maxOccurs="1"/>
      <xsd:element name="grpSpPr" type="a:CT_GroupShapeProperties" minOccurs="1"
maxOccurs="1"/>
      <xsd:choice minOccurs="0" maxOccurs="unbounded">
        <xsd:element name="sp" type="CT_Shape"/>
        <xsd:element name="grpSp" type="CT_GroupShape"/>
      </xsd:choice>
      <xsd:element name="extLst" type="a:CT_OfficeArtExtensionList" minOccurs="0"
maxOccurs="1"/>
    </xsd:sequence>
  </xsd:complexType>
  <xsd:complexType name="CT_Drawing">
    <xsd:sequence>
      <xsd:element name="spTree" type="CT_GroupShape" minOccurs="1" maxOccurs="1"/>
    </xsd:sequence>
  </xsd:complexType>
  <xsd:element name="drawing" type="CT_Drawing"/>

```

```

<xsd:complexType name="CT_DataModelExtBlock">
  <xsd:attribute name="relId" type="xsd:string"/>
  <xsd:attribute name="minVer" type="xsd:anyURI"/>
</xsd:complexType>
<xsd:element name="dataModelExt" type="CT_DataModelExtBlock"/>
</xsd:schema>

```

## 5.7 http://schemas.microsoft.com/ink/2010/main Schema

```

<xsd:schema xmlns:xsd="http://www.w3.org/2001/XMLSchema" attributeFormDefault="unqualified"
elementFormDefault="qualified" targetNamespace="http://schemas.microsoft.com/ink/2010/main"
xmlns="http://schemas.microsoft.com/ink/2010/main"
xmlns:msink="http://schemas.microsoft.com/ink/2010/main">
  <xsd:simpleType name="ST_KnownCtxNodeType">
    <xsd:restriction base="xsd:string">
      <xsd:enumeration value="root"/>
      <xsd:enumeration value="unclassifiedInk"/>
      <xsd:enumeration value="writingRegion"/>
      <xsd:enumeration value="analysisHint"/>
      <xsd:enumeration value="object"/>
      <xsd:enumeration value="inkDrawing"/>
      <xsd:enumeration value="image"/>
      <xsd:enumeration value="paragraph"/>
      <xsd:enumeration value="line"/>
      <xsd:enumeration value="inkBullet"/>
      <xsd:enumeration value="inkWord"/>
      <xsd:enumeration value="textWord"/>
      <xsd:enumeration value="customRecognizer"/>
      <xsd:enumeration value="mathRegion"/>
      <xsd:enumeration value="mathEquation"/>
      <xsd:enumeration value="mathStruct"/>
      <xsd:enumeration value="mathSymbol"/>
      <xsd:enumeration value="mathIdentifier"/>
      <xsd:enumeration value="mathOperator"/>
      <xsd:enumeration value="mathNumber"/>
      <xsd:enumeration value="nonInkDrawing"/>
      <xsd:enumeration value="groupNode"/>
      <xsd:enumeration value="mixedDrawing"/>
    </xsd:restriction>
  </xsd:simpleType>
  <xsd:simpleType name="ST_Guid">
    <xsd:restriction base="xsd:token">
      <xsd:pattern value="\{[0-9A-F]{8}-[0-9A-F]{4}-[0-9A-F]{4}-[0-9A-F]{4}-[0-9A-F]{12}\}"/>
    </xsd:restriction>
  </xsd:simpleType>
  <xsd:simpleType name="ST_Ref">
    <xsd:union memberTypes="msink:ST_Guid xsd:unsignedInt"/>
  </xsd:simpleType>
  <xsd:simpleType name="ST_CtxNodeType">
    <xsd:union memberTypes="msink:ST_KnownCtxNodeType msink:ST_Guid"/>
  </xsd:simpleType>
  <xsd:simpleType name="ST_Dir">
    <xsd:restriction base="xsd:string">
      <xsd:enumeration value="to"/>
      <xsd:enumeration value="from"/>
      <xsd:enumeration value="with"/>
    </xsd:restriction>
  </xsd:simpleType>
  <xsd:simpleType name="ST_KnownSemanticType">
    <xsd:restriction base="xsd:string">
      <xsd:enumeration value="none"/>
      <xsd:enumeration value="underline"/>
      <xsd:enumeration value="strikethrough"/>
      <xsd:enumeration value="highlight"/>
      <xsd:enumeration value="scratchOut"/>
      <xsd:enumeration value="verticalRange"/>
      <xsd:enumeration value="callout"/>
    </xsd:restriction>
  </xsd:simpleType>

```

```

        <xsd:enumeration value="enclosure"/>
        <xsd:enumeration value="comment"/>
        <xsd:enumeration value="container"/>
        <xsd:enumeration value="connector"/>
    </xsd:restriction>
</xsd:simpleType>
<xsd:simpleType name="ST_SemanticType">
    <xsd:union memberTypes="ST_KnownSemanticType xsd:unsignedInt"/>
</xsd:simpleType>
<xsd:simpleType name="ST_Point">
    <xsd:restriction base="xsd:string">
        <xsd:pattern value="-?[0-9]+,-?[0-9]+"/>
    </xsd:restriction>
</xsd:simpleType>
<xsd:simpleType name="ST_Points">
    <xsd:list itemType="msink:ST_Point"/>
</xsd:simpleType>
<xsd:complexType name="CT_Property">
    <xsd:simpleContent>
        <xsd:extension base="xsd:hexBinary">
            <xsd:attribute name="type" type="ST_Guid"/>
        </xsd:extension>
    </xsd:simpleContent>
</xsd:complexType>
<xsd:complexType name="CT_CtxLink">
    <xsd:attribute name="direction" type="ST_Dir"/>
    <xsd:attribute name="ref" type="ST_Ref"/>
</xsd:complexType>
<xsd:complexType name="CT_CtxNode">
    <xsd:sequence>
        <xsd:element name="property" type="CT_Property" minOccurs="0" maxOccurs="unbounded"/>
        <xsd:element name="sourceLink" type="CT_CtxLink" minOccurs="0" maxOccurs="unbounded"/>
        <xsd:element name="destinationLink" type="CT_CtxLink" minOccurs="0"
maxOccurs="unbounded"/>
    </xsd:sequence>
    <xsd:attribute name="id" type="ST_Guid" use="optional"/>
    <xsd:attribute name="type" type="ST_CtxNodeType" use="required"/>
    <xsd:attribute name="rotatedBoundingBox" type="ST_Points" use="optional"/>
    <xsd:attribute name="alignmentLevel" type="xsd:int" use="optional" default="0"/>
    <xsd:attribute name="contentType" type="xsd:int" use="optional" default="0"/>
    <xsd:attribute name="ascender" type="ST_Points" use="optional" default="0,0"/>
    <xsd:attribute name="descender" type="ST_Points" use="optional" default="0,0"/>
    <xsd:attribute name="baseline" type="ST_Points" use="optional" default="0,0"/>
    <xsd:attribute name="midline" type="ST_Points" use="optional" default="0,0"/>
    <xsd:attribute name="customRecognizerId" type="ST_Guid" use="optional"/>
    <xsd:attribute name="mathML" type="xsd:string" use="optional" default=""/>
    <xsd:attribute name="mathStruct" type="xsd:string" use="optional" default=""/>
    <xsd:attribute name="mathSymbol" type="xsd:string" use="optional" default=""/>
    <xsd:attribute name="beginModifierType" type="xsd:string" use="optional" default=""/>
    <xsd:attribute name="endModifierType" type="xsd:string" use="optional" default=""/>
    <xsd:attribute name="rotationAngle" type="xsd:int" use="optional" default="0"/>
    <xsd:attribute name="hotPoints" type="ST_Points" use="optional"/>
    <xsd:attribute name="centroid" type="ST_Point" use="optional"/>
    <xsd:attribute name="semanticType" type="ST_SemanticType" use="optional" default="none"/>
    <xsd:attribute name="shapeName" type="xsd:string" use="optional" default=""/>
    <xsd:attribute name="shapeGeometry" type="ST_Points" use="optional"/>
</xsd:complexType>
<xsd:element name="context" type="CT_CtxNode"/>
</xsd:schema>

```

## 5.8 <http://schemas.microsoft.com/office/drawing/2010/chartDrawing> Schema

```

<xsd:schema elementFormDefault="qualified"
targetNamespace="http://schemas.microsoft.com/office/drawing/2010/chartDrawing"
xmlns="http://schemas.microsoft.com/office/drawing/2010/chartDrawing"
xmlns:xdr="http://schemas.openxmlformats.org/drawingml/2006/spreadsheetDrawing"
xmlns:xdr14="http://xldr14SchemaUri"

```



```

xmlns:a="http://schemas.openxmlformats.org/drawingml/2006/main"
xmlns:a14="http://schemas.microsoft.com/office/drawing/2010/main"
xmlns:r="http://schemas.openxmlformats.org/officeDocument/2006/relationships"
xmlns:xsd="http://www.w3.org/2001/XMLSchema"
  <xsd:import schemaLocation="oart14docprop.xsd"
namespace="http://schemas.microsoft.com/office/drawing/2010/main"/>
  <xsd:import schemaLocation="oartdocprop.xsd"
namespace="http://schemas.openxmlformats.org/drawingml/2006/main"/>
  <xsd:import schemaLocation="orel.xsd"
namespace="http://schemas.openxmlformats.org/officeDocument/2006/relationships"/>
  <xsd:complexType name="CT_ApplicationNonVisualDrawingProps">
    <xsd:attribute name="macro" type="xsd:string" use="optional"/>
    <xsd:attribute name="fPublished" type="xsd:boolean" use="optional" default="false"/>
  </xsd:complexType>
  <xsd:complexType name="CT_ContentPartNonVisual">
    <xsd:sequence>
      <xsd:element name="cNvPr" type="a:CT_NonVisualDrawingProps" minOccurs="1"
maxOccurs="1"/>
      <xsd:element name="cNvContentPartPr" type="a14:CT_NonVisualInkContentPartProperties"
minOccurs="0" maxOccurs="1"/>
    </xsd:sequence>
  </xsd:complexType>
  <xsd:complexType name="CT_ContentPart">
    <xsd:sequence>
      <xsd:element name="nvContentPartPr" type="CT_ContentPartNonVisual" minOccurs="0"
maxOccurs="1"/>
      <xsd:element name="nvPr" type="CT_ApplicationNonVisualDrawingProps" minOccurs="0"
maxOccurs="1"/>
      <xsd:element name="xfrm" type="a:CT_Transform2D" minOccurs="0" maxOccurs="1"/>
      <xsd:element name="extLst" type="a:CT_OfficeArtExtensionList" minOccurs="0"
maxOccurs="1"/>
    </xsd:sequence>
    <xsd:attribute ref="r:id" use="required"/>
    <xsd:attribute name="bwMode" type="a:ST_BlackWhiteMode" use="optional" default="auto"/>
  </xsd:complexType>
  <xsd:element name="contentPart" type="CT_ContentPart"/>
</xsd:schema>

```

## 5.9 http://schemas.microsoft.com/office/excel/2010/spreadsheetDrawing Schema

```

<xsd:schema elementFormDefault="qualified"
targetNamespace="http://schemas.microsoft.com/office/excel/2010/spreadsheetDrawing"
xmlns="http://schemas.microsoft.com/office/excel/2010/spreadsheetDrawing"
xmlns:xdr="http://schemas.openxmlformats.org/drawingml/2006/spreadsheetDrawing"
xmlns:xldr14="http://xldr14SchemaUri"
xmlns:a="http://schemas.openxmlformats.org/drawingml/2006/main"
xmlns:a14="http://schemas.microsoft.com/office/drawing/2010/main"
xmlns:r="http://schemas.openxmlformats.org/officeDocument/2006/relationships"
xmlns:xsd="http://www.w3.org/2001/XMLSchema"
  <xsd:import schemaLocation="oart14docprop.xsd"
namespace="http://schemas.microsoft.com/office/drawing/2010/main"/>
  <xsd:import schemaLocation="oartdocprop.xsd"
namespace="http://schemas.openxmlformats.org/drawingml/2006/main"/>
  <xsd:import schemaLocation="orel.xsd"
namespace="http://schemas.openxmlformats.org/officeDocument/2006/relationships"/>
  <xsd:complexType name="CT_ApplicationNonVisualDrawingProps">
    <xsd:attribute name="macro" type="xsd:string" use="optional"/>
    <xsd:attribute name="fPublished" type="xsd:boolean" use="optional" default="false"/>
  </xsd:complexType>
  <xsd:complexType name="CT_ContentPartNonVisual">
    <xsd:sequence>
      <xsd:element name="cNvPr" type="a:CT_NonVisualDrawingProps" minOccurs="1"
maxOccurs="1"/>
      <xsd:element name="cNvContentPartPr" type="a14:CT_NonVisualInkContentPartProperties"
minOccurs="0" maxOccurs="1"/>
    </xsd:sequence>
  </xsd:complexType>
  <xsd:complexType name="CT_ContentPart">

```

```

    <xsd:sequence>
      <xsd:element name="nvContentPartPr" type="CT_ContentPartNonVisual" minOccurs="0"
maxOccurs="1"/>
      <xsd:element name="nvPr" type="CT_ApplicationNonVisualDrawingProps" minOccurs="0"
maxOccurs="1"/>
      <xsd:element name="xfrm" type="a:CT_Transform2D" minOccurs="0" maxOccurs="1"/>
      <xsd:element name="extLst" type="a:CT_OfficeArtExtensionList" minOccurs="0"
maxOccurs="1"/>
    </xsd:sequence>
    <xsd:attribute ref="r:id" use="required"/>
    <xsd:attribute name="bwMode" type="a:ST_BlackWhiteMode" use="optional" default="auto"/>
  </xsd:complexType>
  <xsd:element name="contentPart" type="CT_ContentPart"/>
</xsd:schema>

```

## 5.10 <http://schemas.microsoft.com/office/drawing/2007/8/2/chart> Schema

```

<xsd:schema targetNamespace="http://schemas.microsoft.com/office/drawing/2007/8/2/chart"
elementFormDefault="qualified" attributeFormDefault="unqualified"
xmlns:a="http://schemas.openxmlformats.org/drawingml/2006/main"
xmlns:r="http://schemas.openxmlformats.org/officeDocument/2006/relationships"
xmlns:xsd="http://www.w3.org/2001/XMLSchema"
xmlns="http://schemas.microsoft.com/office/drawing/2007/8/2/chart" blockDefault="#all"
xmlns:cdr="http://schemas.openxmlformats.org/drawingml/2006/chartDrawing"
xmlns:c="http://schemas.openxmlformats.org/drawingml/2006/chart">
  <xsd:import schemaLocation="oartspproperties.xsd"
namespace="http://schemas.openxmlformats.org/drawingml/2006/main"/>
  <xsd:import schemaLocation="oartstylesheet.xsd"
namespace="http://schemas.openxmlformats.org/drawingml/2006/main"/>
  <xsd:import schemaLocation="oarttx.xsd"
namespace="http://schemas.openxmlformats.org/drawingml/2006/main"/>
  <xsd:import schemaLocation="orel.xsd"
namespace="http://schemas.openxmlformats.org/officeDocument/2006/relationships"/>
  <xsd:import schemaLocation="ChartDrawing.xsd"
namespace="http://schemas.openxmlformats.org/drawingml/2006/chartDrawing"/>
  <xsd:import schemaLocation="Chart.xsd"
namespace="http://schemas.openxmlformats.org/drawingml/2006/chart"/>
  <xsd:complexType name="CT_BooleanTrue">
    <xsd:attribute name="val" type="xsd:boolean" use="optional" default="true"/>
  </xsd:complexType>
  <xsd:complexType name="CT_BooleanFalse">
    <xsd:attribute name="val" type="xsd:boolean" use="optional" default="false"/>
  </xsd:complexType>
  <xsd:complexType name="CT_InvertSolidFillFmt">
    <xsd:sequence>
      <xsd:element name="spPr" type="a:CT_ShapeProperties" minOccurs="1" maxOccurs="1"/>
    </xsd:sequence>
  </xsd:complexType>
  <xsd:complexType name="CT_PivotOptions">
    <xsd:sequence>
      <xsd:element name="dropZoneFilter" type="CT_BooleanFalse" minOccurs="0" maxOccurs="1"/>
      <xsd:element name="dropZoneCategories" type="CT_BooleanFalse" minOccurs="0"
maxOccurs="1"/>
      <xsd:element name="dropZoneData" type="CT_BooleanFalse" minOccurs="0" maxOccurs="1"/>
      <xsd:element name="dropZoneSeries" type="CT_BooleanFalse" minOccurs="0" maxOccurs="1"/>
      <xsd:element name="dropZonesVisible" type="CT_BooleanFalse" minOccurs="0"
maxOccurs="1"/>
    </xsd:sequence>
  </xsd:complexType>
  <xsd:simpleType name="ST_Style">
    <xsd:restriction base="xsd:unsignedByte">
      <xsd:minInclusive value="101"/>
      <xsd:maxInclusive value="148"/>
    </xsd:restriction>
  </xsd:simpleType>
  <xsd:complexType name="CT_Style">
    <xsd:attribute name="val" type="ST_Style" use="required"/>

```

```

</xsd:complexType>
<xsd:element name="pivotOptions" type="CT_PivotOptions"/>
<xsd:element name="invertSolidFillFmt" type="CT_InvertSolidFillFmt"/>
<xsd:element name="style" type="CT_Style"/>
</xsd:schema>

```

## 5.11 <http://schemas.microsoft.com/office/word/2010/wordprocessingDrawing> Schema

```

<xsd:schema
targetNamespace="http://schemas.microsoft.com/office/word/2010/wordprocessingDrawing"
elementFormDefault="qualified" xmlns:xsd="http://www.w3.org/2001/XMLSchema"
xmlns:a="http://schemas.openxmlformats.org/drawingml/2006/main"
xmlns="http://schemas.microsoft.com/office/word/2010/wordprocessingDrawing">
  <xsd:import schemaLocation="oarte2o.xsd"
namespace="http://schemas.openxmlformats.org/drawingml/2006/main"/>
  <xsd:import schemaLocation="oartdocprop.xsd"
namespace="http://schemas.openxmlformats.org/drawingml/2006/main"/>
  <xsd:simpleType name="ST_SizeRelFromH">
    <xsd:restriction base="xsd:token">
      <xsd:enumeration value="margin"/>
      <xsd:enumeration value="page"/>
      <xsd:enumeration value="leftMargin"/>
      <xsd:enumeration value="rightMargin"/>
      <xsd:enumeration value="insideMargin"/>
      <xsd:enumeration value="outsideMargin"/>
    </xsd:restriction>
  </xsd:simpleType>
  <xsd:simpleType name="ST_SizeRelFromV">
    <xsd:restriction base="xsd:token">
      <xsd:enumeration value="margin"/>
      <xsd:enumeration value="page"/>
      <xsd:enumeration value="topMargin"/>
      <xsd:enumeration value="bottomMargin"/>
      <xsd:enumeration value="insideMargin"/>
      <xsd:enumeration value="outsideMargin"/>
    </xsd:restriction>
  </xsd:simpleType>
  <xsd:complexType name="CT_SizeRelH">
    <xsd:sequence>
      <xsd:element name="pctWidth" type="a:ST_PositivePercentage" minOccurs="1"
maxOccurs="1"/>
    </xsd:sequence>
    <xsd:attribute name="relativeFrom" type="ST_SizeRelFromH" use="required"/>
  </xsd:complexType>
  <xsd:complexType name="CT_SizeRelV">
    <xsd:sequence>
      <xsd:element name="pctHeight" type="a:ST_PositivePercentage" minOccurs="1"
maxOccurs="1"/>
    </xsd:sequence>
    <xsd:attribute name="relativeFrom" type="ST_SizeRelFromV" use="required"/>
  </xsd:complexType>
  <xsd:element name="pctPosHOffset" type="a:ST_Percentage"/>
  <xsd:element name="pctPosVOffset" type="a:ST_Percentage"/>
  <xsd:element name="sizeRelH" type="CT_SizeRelH"/>
  <xsd:element name="sizeRelV" type="CT_SizeRelV"/>
  <xsd:simpleType name="ST_EditId">
    <xsd:restriction base="xsd:hexBinary">
      <xsd:length value="4"/>
    </xsd:restriction>
  </xsd:simpleType>
  <xsd:attribute name="anchorId" type="ST_EditId"/>
  <xsd:attribute name="editId" type="ST_EditId"/>
</xsd:schema>

```

## 5.12 http://schemas.microsoft.com/office/drawing/2010/picture Schema

```
<xsd:schema elementFormDefault="qualified"
targetNamespace="http://schemas.microsoft.com/office/drawing/2010/picture"
xmlns="http://schemas.microsoft.com/office/drawing/2010/picture"
xmlns:a="http://schemas.openxmlformats.org/drawingml/2006/main"
xmlns:xsd="http://www.w3.org/2001/XMLSchema">
  <xsd:import schemaLocation="oartbasetypes.xsd"
namespace="http://schemas.openxmlformats.org/drawingml/2006/main"/>
  <xsd:import schemaLocation="oartspstyle.xsd"
namespace="http://schemas.openxmlformats.org/drawingml/2006/main"/>
  <xsd:element name="style" type="a:CT_ShapeStyle"/>
  <xsd:element name="extLst" type="a:CT_OfficeArtExtensionList"/>
</xsd:schema>
```

## 5.13 http://schemas.microsoft.com/office/drawing/2012/chart Schema

```
<xsd:schema targetNamespace="http://schemas.microsoft.com/office/drawing/2012/chart"
elementFormDefault="qualified" attributeFormDefault="unqualified"
xmlns="http://schemas.microsoft.com/office/drawing/2012/chart"
xmlns:c="http://schemas.openxmlformats.org/drawingml/2006/chart"
xmlns:a="http://schemas.openxmlformats.org/drawingml/2006/main"
xmlns:xsd="http://www.w3.org/2001/XMLSchema" blockDefault="#all">
  <xsd:import namespace="http://schemas.openxmlformats.org/drawingml/2006/chart"
schemaLocation="chart.xsd"/>
  <xsd:import namespace="http://schemas.openxmlformats.org/drawingml/2006/main"
schemaLocation="oartspproperties.xsd"/>
  <xsd:element name="pivotSource" type="c:CT_PivotSource"/>
  <xsd:element name="numFmt" type="c:CT_NumFmt"/>
  <xsd:element name="spPr" type="a:CT_ShapeProperties"/>
  <xsd:element name="layout" type="c:CT_Layout"/>
  <xsd:element name="fullRef" type="CT_FullRef"/>
  <xsd:complexType name="CT_FullRef">
    <xsd:sequence>
      <xsd:element name="sqref" type="xsd:string" minOccurs="1" maxOccurs="1"/>
    </xsd:sequence>
  </xsd:complexType>
  <xsd:complexType name="CT_LevelRef">
    <xsd:sequence>
      <xsd:element name="sqref" type="xsd:string" minOccurs="1" maxOccurs="1"/>
    </xsd:sequence>
  </xsd:complexType>
  <xsd:element name="levelRef" type="CT_LevelRef"/>
  <xsd:complexType name="CT_FormulaRef">
    <xsd:sequence>
      <xsd:element name="sqref" type="xsd:string" minOccurs="1" maxOccurs="1"/>
    </xsd:sequence>
  </xsd:complexType>
  <xsd:element name="formulaRef" type="CT_FormulaRef"/>
  <xsd:complexType name="CT_FilteredSeriesTitle">
    <xsd:sequence>
      <xsd:element name="tx" type="c:CT_SerTx" minOccurs="1" maxOccurs="1"/>
    </xsd:sequence>
  </xsd:complexType>
  <xsd:element name="filteredSeriesTitle" type="CT_FilteredSeriesTitle"/>
  <xsd:complexType name="CT_FilteredCategoryTitle">
    <xsd:sequence>
      <xsd:element name="cat" type="c:CT_AxDataSource" minOccurs="1" maxOccurs="1"/>
    </xsd:sequence>
  </xsd:complexType>
  <xsd:element name="filteredCategoryTitle" type="CT_FilteredCategoryTitle"/>
  <xsd:complexType name="CT_FilteredBarSer">
    <xsd:sequence>
      <xsd:element name="ser" type="c:CT_BarSer" minOccurs="1" maxOccurs="1"/>
    </xsd:sequence>
  </xsd:complexType>
  <xsd:complexType name="CT_FilteredLineSer">
```

```

    <xsd:sequence>
      <xsd:element name="ser" type="c:CT_LineSer" minOccurs="1" maxOccurs="1"/>
    </xsd:sequence>
  </xsd:complexType>
<xsd:complexType name="CT_FilteredScatterSer">
  <xsd:sequence>
    <xsd:element name="ser" type="c:CT_ScatterSer" minOccurs="1" maxOccurs="1"/>
  </xsd:sequence>
</xsd:complexType>
<xsd:complexType name="CT_FilteredAreaSer">
  <xsd:sequence>
    <xsd:element name="ser" type="c:CT_AreaSer" minOccurs="1" maxOccurs="1"/>
  </xsd:sequence>
</xsd:complexType>
<xsd:complexType name="CT_FilteredPieSer">
  <xsd:sequence>
    <xsd:element name="ser" type="c:CT_PieSer" minOccurs="1" maxOccurs="1"/>
  </xsd:sequence>
</xsd:complexType>
<xsd:complexType name="CT_FilteredBubbleSer">
  <xsd:sequence>
    <xsd:element name="ser" type="c:CT_BubbleSer" minOccurs="1" maxOccurs="1"/>
  </xsd:sequence>
</xsd:complexType>
<xsd:complexType name="CT_FilteredRadarSer">
  <xsd:sequence>
    <xsd:element name="ser" type="c:CT_RadarSer" minOccurs="1" maxOccurs="1"/>
  </xsd:sequence>
</xsd:complexType>
<xsd:complexType name="CT_FilteredSurfaceSer">
  <xsd:sequence>
    <xsd:element name="ser" type="c:CT_SurfaceSer" minOccurs="1" maxOccurs="1"/>
  </xsd:sequence>
</xsd:complexType>
<xsd:element name="filteredAreaSeries" type="CT_FilteredAreaSer"/>
<xsd:element name="filteredBarSeries" type="CT_FilteredBarSer"/>
<xsd:element name="filteredBubbleSeries" type="CT_FilteredBubbleSer"/>
<xsd:element name="filteredLineSeries" type="CT_FilteredLineSer"/>
<xsd:element name="filteredPieSeries" type="CT_FilteredPieSer"/>
<xsd:element name="filteredRadarSeries" type="CT_FilteredRadarSer"/>
<xsd:element name="filteredScatterSeries" type="CT_FilteredScatterSer"/>
<xsd:element name="filteredSurfaceSeries" type="CT_FilteredSurfaceSer"/>
<xsd:complexType name="CT_SeriesDataLabelsRange">
  <xsd:sequence>
    <xsd:element name="f" type="xsd:string" minOccurs="1" maxOccurs="1"/>
    <xsd:element name="dblRangeCache" type="c:CT_StrData" minOccurs="0" maxOccurs="1"/>
  </xsd:sequence>
</xsd:complexType>
<xsd:element name="datalabelsRange" type="CT_SeriesDataLabelsRange"/>
<xsd:complexType name="CT_CategoryFilterException">
  <xsd:sequence>
    <xsd:element name="sqref" type="xsd:string" minOccurs="1" maxOccurs="1"/>
    <xsd:element name="spPr" type="a:CT_ShapeProperties" minOccurs="0" maxOccurs="1"/>
    <xsd:element name="explosion" type="c:CT_UnsignedInt" minOccurs="0" maxOccurs="1"/>
    <xsd:element name="invertIfNegative" type="c:CT_Boolean" minOccurs="0" maxOccurs="1"/>
    <xsd:element name="bubble3D" type="c:CT_Boolean" minOccurs="0" maxOccurs="1"/>
    <xsd:element name="marker" type="c:CT_Marker" minOccurs="0" maxOccurs="1"/>
    <xsd:element name="dLbl" type="c:CT_DLbl" minOccurs="0" maxOccurs="1"/>
  </xsd:sequence>
</xsd:complexType>
<xsd:complexType name="CT_CategoryFilterExceptions">
  <xsd:sequence>
    <xsd:element name="categoryFilterException" type="CT_CategoryFilterException"
minOccurs="1" maxOccurs="unbounded"/>
  </xsd:sequence>
</xsd:complexType>
<xsd:element name="categoryFilterExceptions" type="CT_CategoryFilterExceptions"/>
<xsd:complexType name="CT_DataLabelFieldTableEntry">
  <xsd:sequence>

```

```

    <xsd:element name="txfldGUID" type="xsd:string" minOccurs="1" maxOccurs="1"/>
    <xsd:element name="f" type="xsd:string" minOccurs="1" maxOccurs="1"/>
    <xsd:element name="dblFieldTableCache" type="c:CT_StrData" minOccurs="0"
maxOccurs="1"/>
  </xsd:sequence>
</xsd:complexType>
<xsd:complexType name="CT_DataLabelFieldTable">
  <xsd:sequence>
    <xsd:element name="dblFTEntry" type="CT_DataLabelFieldTableEntry" minOccurs="0"
maxOccurs="unbounded"/>
  </xsd:sequence>
</xsd:complexType>
<xsd:element name="dblFieldTable" type="CT_DataLabelFieldTable"/>
<xsd:element name="xForSave" type="c:CT_Boolean"/>
<xsd:element name="showDataLabelsRange" type="c:CT_Boolean"/>
<xsd:element name="tx" type="c:CT_Tx"/>
<xsd:element name="showLeaderLines" type="c:CT_Boolean"/>
<xsd:element name="leaderLines" type="c:CT_ChartLines"/>
<xsd:element name="autoCat" type="c:CT_Boolean"/>
</xsd:schema>

```

## 5.14 <http://schemas.microsoft.com/office/drawing/2012/main> Schema

```

<xsd:schema targetNamespace="http://schemas.microsoft.com/office/drawing/2012/main"
elementFormDefault="qualified" xmlns="http://schemas.microsoft.com/office/drawing/2012/main"
xmlns:xsd="http://www.w3.org/2001/XMLSchema"
xmlns:a="http://schemas.openxmlformats.org/drawingml/2006/main">
  <xsd:import schemaLocation="oartbasetypes.xsd"
namespace="http://schemas.openxmlformats.org/drawingml/2006/main"/>
  <xsd:simpleType name="ST_TargetScreenSz">
    <xsd:restriction base="xsd:token">
      <xsd:enumeration value="544x376"/>
      <xsd:enumeration value="640x480"/>
      <xsd:enumeration value="720x512"/>
      <xsd:enumeration value="800x600"/>
      <xsd:enumeration value="1024x768"/>
      <xsd:enumeration value="1152x882"/>
      <xsd:enumeration value="1152x900"/>
      <xsd:enumeration value="1280x1024"/>
      <xsd:enumeration value="1600x1200"/>
      <xsd:enumeration value="1800x1440"/>
      <xsd:enumeration value="1920x1200"/>
    </xsd:restriction>
  </xsd:simpleType>
  <xsd:complexType name="CT_BackgroundPr">
    <xsd:attribute name="bwMode" type="a:ST_BlackWhiteMode"/>
    <xsd:attribute name="bwPure" type="a:ST_BlackWhiteMode"/>
    <xsd:attribute name="bwNormal" type="a:ST_BlackWhiteMode"/>
    <xsd:attribute name="targetScreenSize" type="ST_TargetScreenSz"/>
  </xsd:complexType>
  <xsd:element name="backgroundPr" type="CT_BackgroundPr"/>
  <xsd:complexType name="CT_NonVisualGroupProps">
    <xsd:attribute name="isLegacyGroup" type="xsd:boolean"/>
  </xsd:complexType>
  <xsd:element name="nonVisualGroupProps" type="CT_NonVisualGroupProps"/>
  <xsd:complexType name="CT_ObjectPr">
    <xsd:attribute name="objectId" type="xsd:string"/>
    <xsd:attribute name="isActiveX" type="xsd:boolean"/>
    <xsd:attribute name="linkType" type="xsd:string"/>
  </xsd:complexType>
  <xsd:element name="objectPr" type="CT_ObjectPr"/>
  <xsd:complexType name="CT_SignatureLine">
    <xsd:attribute name="isSignatureLine" type="xsd:boolean"/>
    <xsd:attribute name="id" type="a:ST_Guid"/>
    <xsd:attribute name="provId" type="a:ST_Guid"/>
    <xsd:attribute name="signingInstructionsSet" type="xsd:boolean"/>
    <xsd:attribute name="allowComments" type="xsd:boolean"/>
  </xsd:complexType>

```

```

<xsd:attribute name="showSignDate" type="xsd:boolean"/>
<xsd:attribute name="suggestedSigner" type="xsd:string"/>
<xsd:attribute name="suggestedSigner2" type="xsd:string"/>
<xsd:attribute name="suggestedSignerEmail" type="xsd:string"/>
<xsd:attribute name="signingInstructions" type="xsd:string"/>
<xsd:attribute name="addlXml" type="xsd:string"/>
<xsd:attribute name="sigProvUrl" type="xsd:string"/>
</xsd:complexType>
<xsd:element name="signatureLine" type="CT_SignatureLine"/>
</xsd:schema>

```

## 5.15 <http://schemas.microsoft.com/office/drawing/2012/chartStyle> Schema

```

<xsd:schema targetNamespace="http://schemas.microsoft.com/office/drawing/2012/chartStyle"
elementFormDefault="qualified" attributeFormDefault="unqualified"
xmlns:a="http://schemas.openxmlformats.org/drawingml/2006/main"
xmlns:xsd="http://www.w3.org/2001/XMLSchema"
xmlns="http://schemas.microsoft.com/office/drawing/2012/chartStyle">
  <xsd:import schemaLocation="oartbasetypes.xsd"
namespace="http://schemas.openxmlformats.org/drawingml/2006/main"/>
  <xsd:import schemaLocation="oartspstyle.xsd"
namespace="http://schemas.openxmlformats.org/drawingml/2006/main"/>
  <xsd:import schemaLocation="oarttx.xsd"
namespace="http://schemas.openxmlformats.org/drawingml/2006/main"/>
  <xsd:simpleType name="ST_ColorStyleMethodEnum">
    <xsd:restriction base="xsd:token">
      <xsd:enumeration value="cycle"/>
      <xsd:enumeration value="withinLinear"/>
      <xsd:enumeration value="acrossLinear"/>
      <xsd:enumeration value="withinLinearReversed"/>
      <xsd:enumeration value="acrossLinearReversed"/>
    </xsd:restriction>
  </xsd:simpleType>
  <xsd:simpleType name="ST_ColorStyleMethod">
    <xsd:union memberTypes="ST_ColorStyleMethodEnum xsd:string"/>
  </xsd:simpleType>
  <xsd:complexType name="CT_ColorStyleVariation">
    <xsd:sequence>
      <xsd:group ref="a:EG_ColorTransform" minOccurs="0" maxOccurs="unbounded"/>
    </xsd:sequence>
  </xsd:complexType>
  <xsd:simpleType name="ST_StyleReferenceModifierEnum">
    <xsd:restriction base="xsd:token">
      <xsd:enumeration value="ignoreCSTransforms"/>
    </xsd:restriction>
  </xsd:simpleType>
  <xsd:simpleType name="ST_StyleReferenceModifier">
    <xsd:union memberTypes="ST_StyleReferenceModifierEnum xsd:string"/>
  </xsd:simpleType>
  <xsd:simpleType name="ST_StyleReferenceModifierList">
    <xsd:list itemType="ST_StyleReferenceModifier"/>
  </xsd:simpleType>
  <xsd:complexType name="CT_ColorStyle">
    <xsd:sequence>
      <xsd:group ref="a:EG_ColorChoice" minOccurs="1" maxOccurs="unbounded"/>
      <xsd:element name="variation" type="CT_ColorStyleVariation" minOccurs="0"
maxOccurs="unbounded"/>
      <xsd:element name="extLst" type="a:CT_OfficeArtExtensionList" minOccurs="0"
maxOccurs="1"/>
    </xsd:sequence>
    <xsd:attribute name="meth" type="ST_ColorStyleMethod" use="required"/>
    <xsd:attribute name="id" type="xsd:unsignedInt" use="optional"/>
  </xsd:complexType>
  <xsd:element name="colorStyle" type="CT_ColorStyle"/>
  <xsd:simpleType name="ST_StyleColorEnum">
    <xsd:restriction base="xsd:token">
      <xsd:enumeration value="auto"/>
    </xsd:restriction>
  </xsd:simpleType>

```

```

    </xsd:restriction>
</xsd:simpleType>
<xsd:simpleType name="ST_StyleColorVal">
  <xsd:union memberTypes="xsd:unsignedInt ST_StyleColorEnum xsd:string"/>
</xsd:simpleType>
<xsd:complexType name="CT_StyleColor">
  <xsd:sequence>
    <xsd:group ref="a:EG_ColorTransform" minOccurs="0" maxOccurs="unbounded"/>
  </xsd:sequence>
  <xsd:attribute name="val" type="ST_StyleColorVal"/>
</xsd:complexType>
<xsd:complexType name="CT_StyleReference">
  <xsd:sequence>
    <xsd:group ref="a:EG_ColorChoice" minOccurs="0" maxOccurs="1"/>
    <xsd:element name="styleClr" type="CT_StyleColor" minOccurs="0" maxOccurs="1"/>
  </xsd:sequence>
  <xsd:attribute name="idx" type="a:ST_StyleMatrixColumnIndex" use="required"/>
  <xsd:attribute name="mods" type="ST_StyleReferenceModifierList" use="optional"/>
</xsd:complexType>
<xsd:complexType name="CT_FontReference">
  <xsd:sequence>
    <xsd:group ref="a:EG_ColorChoice" minOccurs="0" maxOccurs="1"/>
    <xsd:element name="styleClr" type="CT_StyleColor" minOccurs="0" maxOccurs="1"/>
  </xsd:sequence>
  <xsd:attribute name="idx" type="a:ST_FontCollectionIndex" use="required"/>
  <xsd:attribute name="mods" type="ST_StyleReferenceModifierList" use="optional"/>
</xsd:complexType>
<xsd:simpleType name="ST_StyleEntryModifierEnum">
  <xsd:restriction base="xsd:token">
    <xsd:enumeration value="allowNoFillOverride"/>
    <xsd:enumeration value="allowNoLineOverride"/>
  </xsd:restriction>
</xsd:simpleType>
<xsd:simpleType name="ST_StyleEntryModifier">
  <xsd:union memberTypes="ST_StyleEntryModifierEnum xsd:string"/>
</xsd:simpleType>
<xsd:simpleType name="ST_StyleEntryModifierList">
  <xsd:list itemType="ST_StyleEntryModifier"/>
</xsd:simpleType>
<xsd:simpleType name="ST_MarkerStyle">
  <xsd:restriction base="xsd:token">
    <xsd:enumeration value="circle"/>
    <xsd:enumeration value="dash"/>
    <xsd:enumeration value="diamond"/>
    <xsd:enumeration value="dot"/>
    <xsd:enumeration value="plus"/>
    <xsd:enumeration value="square"/>
    <xsd:enumeration value="star"/>
    <xsd:enumeration value="triangle"/>
    <xsd:enumeration value="x"/>
  </xsd:restriction>
</xsd:simpleType>
<xsd:simpleType name="ST_MarkerSize">
  <xsd:restriction base="xsd:unsignedByte">
    <xsd:minInclusive value="2"/>
    <xsd:maxInclusive value="72"/>
  </xsd:restriction>
</xsd:simpleType>
<xsd:complexType name="CT_MarkerLayout">
  <xsd:attribute name="symbol" type="ST_MarkerStyle" use="optional"/>
  <xsd:attribute name="size" type="ST_MarkerSize" use="optional"/>
</xsd:complexType>
<xsd:complexType name="CT_StyleEntry">
  <xsd:sequence>
    <xsd:element name="lnRef" type="CT_StyleReference" minOccurs="1" maxOccurs="1"/>
    <xsd:element name="lineWidthScale" type="xsd:double" minOccurs="0" maxOccurs="1"
default="1.0"/>
    <xsd:element name="fillRef" type="CT_StyleReference" minOccurs="1" maxOccurs="1"/>
    <xsd:element name="effectRef" type="CT_StyleReference" minOccurs="1" maxOccurs="1"/>
  </xsd:sequence>

```



```

    <xsd:element name="fontRef" type="CT_FontReference" minOccurs="1" maxOccurs="1"/>
    <xsd:element name="spPr" type="a:CT_ShapeProperties" minOccurs="0" maxOccurs="1"/>
    <xsd:element name="defRPr" type="a:CT_TextCharacterProperties" minOccurs="0"
maxOccurs="1"/>
    <xsd:element name="bodyPr" type="a:CT_TextBodyProperties" minOccurs="0" maxOccurs="1"/>
    <xsd:element name="extLst" type="a:CT_OfficeArtExtensionList" minOccurs="0"
maxOccurs="1"/>
  </xsd:sequence>
  <xsd:attribute name="mods" type="ST_StyleEntryModifierList" use="optional"/>
</xsd:complexType>
<xsd:complexType name="CT_ChartStyle">
  <xsd:sequence>
    <xsd:element name="axisTitle" type="CT_StyleEntry" minOccurs="1" maxOccurs="1"/>
    <xsd:element name="categoryAxis" type="CT_StyleEntry" minOccurs="1" maxOccurs="1"/>
    <xsd:element name="chartArea" type="CT_StyleEntry" minOccurs="1" maxOccurs="1"/>
    <xsd:element name="dataLabel" type="CT_StyleEntry" minOccurs="1" maxOccurs="1"/>
    <xsd:element name="dataLabelCallout" type="CT_StyleEntry" minOccurs="0" maxOccurs="1"/>
    <xsd:element name="dataPoint" type="CT_StyleEntry" minOccurs="1" maxOccurs="1"/>
    <xsd:element name="dataPoint3D" type="CT_StyleEntry" minOccurs="1" maxOccurs="1"/>
    <xsd:element name="dataPointLine" type="CT_StyleEntry" minOccurs="1" maxOccurs="1"/>
    <xsd:element name="dataPointMarker" type="CT_StyleEntry" minOccurs="1" maxOccurs="1"/>
    <xsd:element name="dataPointMarkerLayout" type="CT_MarkerLayout" minOccurs="0"
maxOccurs="1"/>
    <xsd:element name="dataPointWireframe" type="CT_StyleEntry" minOccurs="1"
maxOccurs="1"/>
    <xsd:element name="dataTable" type="CT_StyleEntry" minOccurs="1" maxOccurs="1"/>
    <xsd:element name="downBar" type="CT_StyleEntry" minOccurs="1" maxOccurs="1"/>
    <xsd:element name="dropLine" type="CT_StyleEntry" minOccurs="1" maxOccurs="1"/>
    <xsd:element name="errorBar" type="CT_StyleEntry" minOccurs="1" maxOccurs="1"/>
    <xsd:element name="floor" type="CT_StyleEntry" minOccurs="1" maxOccurs="1"/>
    <xsd:element name="gridlineMajor" type="CT_StyleEntry" minOccurs="1" maxOccurs="1"/>
    <xsd:element name="gridlineMinor" type="CT_StyleEntry" minOccurs="1" maxOccurs="1"/>
    <xsd:element name="hiLoLine" type="CT_StyleEntry" minOccurs="1" maxOccurs="1"/>
    <xsd:element name="leaderLine" type="CT_StyleEntry" minOccurs="1" maxOccurs="1"/>
    <xsd:element name="legend" type="CT_StyleEntry" minOccurs="1" maxOccurs="1"/>
    <xsd:element name="plotArea" type="CT_StyleEntry" minOccurs="1" maxOccurs="1"/>
    <xsd:element name="plotArea3D" type="CT_StyleEntry" minOccurs="1" maxOccurs="1"/>
    <xsd:element name="seriesAxis" type="CT_StyleEntry" minOccurs="1" maxOccurs="1"/>
    <xsd:element name="seriesLine" type="CT_StyleEntry" minOccurs="1" maxOccurs="1"/>
    <xsd:element name="title" type="CT_StyleEntry" minOccurs="1" maxOccurs="1"/>
    <xsd:element name="trendline" type="CT_StyleEntry" minOccurs="1" maxOccurs="1"/>
    <xsd:element name="trendlineLabel" type="CT_StyleEntry" minOccurs="1" maxOccurs="1"/>
    <xsd:element name="upBar" type="CT_StyleEntry" minOccurs="1" maxOccurs="1"/>
    <xsd:element name="valueAxis" type="CT_StyleEntry" minOccurs="1" maxOccurs="1"/>
    <xsd:element name="wall" type="CT_StyleEntry" minOccurs="1" maxOccurs="1"/>
    <xsd:element name="extLst" type="a:CT_OfficeArtExtensionList" minOccurs="0"
maxOccurs="1"/>
  </xsd:sequence>
  <xsd:attribute name="id" type="xsd:unsignedInt" use="optional"/>
</xsd:complexType>
<xsd:element name="chartStyle" type="CT_ChartStyle"/>
</xsd:schema>

```

## 5.16 <http://schemas.microsoft.com/office/drawing/2010/diagram> Schema

```

<xsd:schema xmlns:xsd="http://www.w3.org/2001/XMLSchema"
xmlns:a="http://schemas.openxmlformats.org/drawingml/2006/main"
xmlns="http://schemas.microsoft.com/office/drawing/2010/diagram"
targetNamespace="http://schemas.microsoft.com/office/drawing/2010/diagram"
elementFormDefault="qualified" attributeFormDefault="unqualified">
  <xsd:import schemaLocation="oartbasetypes.xsd"
namespace="http://schemas.openxmlformats.org/drawingml/2006/main"/>
  <xsd:import schemaLocation="oartdocprop.xsd"
namespace="http://schemas.openxmlformats.org/drawingml/2006/main"/>
  <xsd:element name="cNvPr" type="a:CT_NonVisualDrawingProps"/>
  <xsd:complexType name="CT_Boolean">
    <xsd:attribute name="val" type="xsd:boolean" use="optional" default="false"/>

```

```

    </xsd:complexType>
    <xsd:element name="recolorImg" type="CT_Boolean"/>
</xsd:schema>

```

## 5.17 <http://schemas.microsoft.com/office/thememl/2012/main> Schema

```

<xsd:schema targetNamespace="http://schemas.microsoft.com/office/thememl/2012/main"
  elementFormDefault="qualified" xmlns="http://schemas.microsoft.com/office/thememl/2012/main"
  xmlns:xsd="http://www.w3.org/2001/XMLSchema"
  xmlns:r="http://schemas.openxmlformats.org/officeDocument/2006/relationships"
  xmlns:a="http://schemas.openxmlformats.org/drawingml/2006/main">
  <xsd:import schemaLocation="oartbasestylesheet.xsd"
    namespace="http://schemas.openxmlformats.org/drawingml/2006/main"/>
  <xsd:import schemaLocation="oartbasetypes.xsd"
    namespace="http://schemas.openxmlformats.org/drawingml/2006/main"/>
  <xsd:import schemaLocation="orel.xsd"
    namespace="http://schemas.openxmlformats.org/officeDocument/2006/relationships"/>
  <xsd:complexType name="CT_ThemeFamily">
    <xsd:sequence>
      <xsd:element name="extLst" type="a:CT_OfficeArtExtensionList" minOccurs="0"
        maxOccurs="1"/>
    </xsd:sequence>
    <xsd:attribute name="name" type="xsd:string" use="required"/>
    <xsd:attribute name="id" type="a:ST_Guid" use="required"/>
    <xsd:attribute name="vid" type="a:ST_Guid" use="required"/>
  </xsd:complexType>
  <xsd:element name="themeFamily" type="CT_ThemeFamily"/>
  <xsd:attribute name="id" type="a:ST_Guid"/>
</xsd:schema>

```

## 5.18 <http://schemas.microsoft.com/office/word/2012/wordprocessingDrawing> Schema

```

<xsd:schema
  targetNamespace="http://schemas.microsoft.com/office/word/2012/wordprocessingDrawing"
  elementFormDefault="qualified"
  xmlns:r="http://schemas.openxmlformats.org/officeDocument/2006/relationships"
  xmlns:xsd="http://www.w3.org/2001/XMLSchema"
  xmlns="http://schemas.microsoft.com/office/word/2012/wordprocessingDrawing"
  xmlns:a="http://schemas.openxmlformats.org/drawingml/2006/main">
  <xsd:import schemaLocation="oartbasetypes.xsd"
    namespace="http://schemas.openxmlformats.org/drawingml/2006/main"/>
  <xsd:import namespace="http://schemas.openxmlformats.org/officeDocument/2006/relationships"
    schemaLocation="orel.xsd"/>
  <xsd:complexType name="CT_WebVideoPr">
    <xsd:attribute name="embeddedHtml" type="xsd:string" use="optional" default=""/>
    <xsd:attribute name="h" type="xsd:unsignedInt" use="optional" default="0"/>
    <xsd:attribute name="w" type="xsd:unsignedInt" use="optional" default="0"/>
  </xsd:complexType>
  <xsd:element name="webVideoPr" type="CT_WebVideoPr"/>
</xsd:schema>

```

## 5.19 <http://schemas.microsoft.com/office/powerpoint/2014/inkAction> Schema

```

<xsd:schema targetNamespace="http://schemas.microsoft.com/office/powerpoint/2014/inkAction"
  elementFormDefault="qualified"
  xmlns="http://schemas.microsoft.com/office/powerpoint/2014/inkAction"
  xmlns:iact="http://schemas.microsoft.com/office/powerpoint/2014/inkAction"
  xmlns:inkml="http://www.w3.org/2003/InkML" xmlns:xml="http://www.w3.org/XML/1998/namespace"
  xmlns:xsd="http://www.w3.org/2001/XMLSchema">
  <xsd:import id="inkml" namespace="http://www.w3.org/2003/InkML"
    schemaLocation="inkml.xsd"/>

```

```

<xsd:simpleType name="ST_DataNameReserved">
  <xsd:restriction base="xsd:string">
    <xsd:enumeration value="stroke"/>
    <xsd:enumeration value="path"/>
    <xsd:enumeration value="target"/>
  </xsd:restriction>
</xsd:simpleType>
<xsd:simpleType name="ST_DataNameUser">
  <xsd:restriction base="xsd:string"/>
</xsd:simpleType>
<xsd:simpleType name="ST_DataName">
  <xsd:union memberTypes="ST_DataNameReserved ST_DataNameUser"/>
</xsd:simpleType>
<xsd:simpleType name="ST_PropertyNameReserved">
  <xsd:restriction base="xsd:string">
    <xsd:enumeration value="dataType"/>
    <xsd:enumeration value="style"/>
  </xsd:restriction>
</xsd:simpleType>
<xsd:simpleType name="ST_PropertyNameUser">
  <xsd:restriction base="xsd:string"/>
</xsd:simpleType>
<xsd:simpleType name="ST_PropertyName">
  <xsd:union memberTypes="ST_PropertyNameReserved ST_PropertyNameUser"/>
</xsd:simpleType>
<xsd:simpleType name="ST_PropertyValueReserved">
  <xsd:restriction base="xsd:string">
    <xsd:enumeration value="ink"/>
    <xsd:enumeration value="pointEraser"/>
    <xsd:enumeration value="strokeEraser"/>
    <xsd:enumeration value="instant"/>
  </xsd:restriction>
</xsd:simpleType>
<xsd:simpleType name="ST_PropertyValueUser">
  <xsd:restriction base="xsd:string"/>
</xsd:simpleType>
<xsd:simpleType name="ST_PropertyValue">
  <xsd:union memberTypes="ST_PropertyValueReserved ST_PropertyValueUser"/>
</xsd:simpleType>
<xsd:simpleType name="ST_ActionTypeReserved">
  <xsd:restriction base="xsd:string">
    <xsd:enumeration value="add"/>
    <xsd:enumeration value="remove"/>
    <xsd:enumeration value="transform"/>
  </xsd:restriction>
</xsd:simpleType>
<xsd:simpleType name="ST_ActionTypeUser">
  <xsd:restriction base="xsd:string"/>
</xsd:simpleType>
<xsd:simpleType name="ST_ActionType">
  <xsd:union memberTypes="ST_ActionTypeReserved ST_ActionTypeUser"/>
</xsd:simpleType>
<xsd:complexType name="CT_ActionData">
  <xsd:sequence>
    <xsd:element name="transform" type="inkml:CT_Matrix" minOccurs="0" maxOccurs="1"/>
    <xsd:choice minOccurs="0" maxOccurs="unbounded">
      <xsd:element ref="inkml:trace"/>
      <xsd:element ref="inkml:traceView"/>
    </xsd:choice>
  </xsd:sequence>
  <xsd:attribute ref="xml:id" use="optional" default=""/>
  <xsd:attribute name="name" type="ST_DataName" use="optional" default="stroke"/>
  <xsd:attribute name="ref" type="xsd:anyURI" use="optional" default=""/>
</xsd:complexType>
<xsd:complexType name="CT_ActionDataGroup">
  <xsd:sequence>
    <xsd:element name="actionData" type="CT_ActionData" minOccurs="1"
maxOccurs="unbounded"/>
  </xsd:sequence>

```

```

    <xsd:attribute ref="xml:id" use="optional" default=""/>
    <xsd:attribute name="name" type="ST_DataName" use="optional" default="stroke"/>
  </xsd:complexType>
  <xsd:complexType name="CT_ActionProperty">
    <xsd:attribute name="name" type="ST_PropertyName" use="required"/>
    <xsd:attribute name="value" type="ST_PropertyValue" use="optional" default="ink"/>
  </xsd:complexType>
  <xsd:complexType name="CT_Action">
    <xsd:sequence>
      <xsd:element name="property" type="CT_ActionProperty" minOccurs="0"
maxOccurs="unbounded"/>
      <xsd:choice minOccurs="0" maxOccurs="unbounded">
        <xsd:element name="actionData" type="CT_ActionData"/>
        <xsd:element name="actionDataGroup" type="CT_ActionDataGroup"/>
      </xsd:choice>
    </xsd:sequence>
    <xsd:attribute ref="xml:id" use="optional" default=""/>
    <xsd:attribute name="type" type="ST_ActionType" use="required"/>
    <xsd:attribute name="startTime" type="xsd:decimal" use="required"/>
  </xsd:complexType>
  <xsd:complexType name="CT_ActionGroup">
    <xsd:sequence>
      <xsd:element name="action" type="CT Action" minOccurs="1" maxOccurs="unbounded"/>
    </xsd:sequence>
    <xsd:attribute ref="xml:id" use="optional" default=""/>
    <xsd:attribute name="type" type="ST_ActionType" use="required"/>
    <xsd:attribute name="startTime" type="xsd:decimal" use="required"/>
  </xsd:complexType>
  <xsd:complexType name="CT_Actions">
    <xsd:sequence>
      <xsd:element ref="inkml:definitions" minOccurs="0" maxOccurs="1"/>
      <xsd:choice minOccurs="0" maxOccurs="unbounded">
        <xsd:element name="actionGroup" type="CT_ActionGroup"/>
        <xsd:element name="action" type="CT Action"/>
      </xsd:choice>
    </xsd:sequence>
    <xsd:attribute ref="xml:id" use="optional" default=""/>
    <xsd:attribute name="lengthUnit" type="inkml:ST_StandardLengthUnits" use="required"/>
    <xsd:attribute name="timeUnit" type="inkml:ST_StandardTimeUnits" use="required"/>
  </xsd:complexType>
  <xsd:element name="actions" type="CT_Actions"/>
</xsd:schema>

```

## 5.20 <http://schemas.microsoft.com/office/drawing/2014/chart> Schema

```

<xsd:schema targetNamespace="http://schemas.microsoft.com/office/drawing/2014/chart"
elementFormDefault="qualified" attributeFormDefault="unqualified"
xmlns="http://schemas.microsoft.com/office/drawing/2014/chart"
xmlns:a="http://schemas.openxmlformats.org/drawingml/2006/main"
xmlns:xsd="http://www.w3.org/2001/XMLSchema"
xmlns:c="http://schemas.openxmlformats.org/drawingml/2006/chart" xmlns:blockDefault="#all">
  <xsd:import namespace="http://schemas.openxmlformats.org/drawingml/2006/chart"
schemaLocation="chart.xsd"/>
  <xsd:import schemaLocation="oartspproperties.xsd"
namespace="http://schemas.openxmlformats.org/drawingml/2006/main"/>
  <xsd:complexType name="CT_ChartUniqueID">
    <xsd:attribute name="val" type="xsd:string" use="required"/>
  </xsd:complexType>
  <xsd:complexType name="CT_ChartDataPointUniqueIDMapEntry">
    <xsd:sequence>
      <xsd:element name="ptidx" type="xsd:unsignedInt" minOccurs="1" maxOccurs="1"/>
      <xsd:element name="uniqueID" type="CT_ChartUniqueID" minOccurs="1" maxOccurs="1"/>
    </xsd:sequence>
  </xsd:complexType>
  <xsd:complexType name="CT_ChartDataPointUniqueIDMap">
    <xsd:sequence>

```

```

        <xsd:element name="ptentry" type="CT_ChartDataPointUniqueIDMapEntry" minOccurs="0"
maxOccurs="unbounded"/>
    </xsd:sequence>
</xsd:complexType>
<xsd:element name="datapointuniqueidmap" type="CT_ChartDataPointUniqueIDMap"/>
<xsd:complexType name="CT_BooleanFalse">
    <xsd:attribute name="val" type="xsd:boolean" use="optional" default="false"/>
</xsd:complexType>
<xsd:element name="spPr" type="a:CT_ShapeProperties"/>
<xsd:element name="explosion" type="c:CT_UnsignedInt"/>
<xsd:element name="invertIfNegative" type="c:CT_Boolean"/>
<xsd:element name="bubble3D" type="c:CT_Boolean"/>
<xsd:element name="marker" type="c:CT_Marker"/>
<xsd:element name="dLbl" type="c:CT_DLbl"/>
<xsd:complexType name="CT_CategoryFilterException">
    <xsd:sequence>
        <xsd:element name="uniqueId" type="CT_ChartUniqueID" minOccurs="1" maxOccurs="1"/>
        <xsd:element ref="spPr" minOccurs="0" maxOccurs="1"/>
        <xsd:element ref="explosion" minOccurs="0" maxOccurs="1"/>
        <xsd:element ref="invertIfNegative" minOccurs="0" maxOccurs="1"/>
        <xsd:element ref="bubble3D" minOccurs="0" maxOccurs="1"/>
        <xsd:element ref="marker" minOccurs="0" maxOccurs="1"/>
        <xsd:element ref="dLbl" minOccurs="0" maxOccurs="1"/>
    </xsd:sequence>
</xsd:complexType>
<xsd:complexType name="CT_CategoryFilterExceptions">
    <xsd:sequence>
        <xsd:element name="categoryFilterException" type="CT_CategoryFilterException"
minOccurs="1" maxOccurs="unbounded"/>
    </xsd:sequence>
</xsd:complexType>
<xsd:element name="categoryFilterExceptions" type="CT_CategoryFilterExceptions"/>
<xsd:complexType name="CT_NumFilteredLiteralCache">
    <xsd:sequence>
        <xsd:element name="numCache" type="c:CT_NumData" minOccurs="1" maxOccurs="1"/>
    </xsd:sequence>
</xsd:complexType>
<xsd:complexType name="CT_StrFilteredLiteralCache">
    <xsd:sequence>
        <xsd:element name="strCache" type="c:CT_StrData" minOccurs="1" maxOccurs="1"/>
    </xsd:sequence>
</xsd:complexType>
<xsd:complexType name="CT_MultiLvlStrFilteredLiteralCache">
    <xsd:sequence>
        <xsd:element name="multiLvlStrCache" type="c:CT_MultiLvlStrData" minOccurs="1"
maxOccurs="1"/>
    </xsd:sequence>
</xsd:complexType>
<xsd:complexType name="CT_LiteralDataChart">
    <xsd:attribute name="val" type="xsd:boolean" use="required"/>
</xsd:complexType>
<xsd:complexType name="CT_PivotOptions16">
    <xsd:sequence>
        <xsd:element name="showExpandCollapseFieldButtons" type="CT_BooleanFalse" minOccurs="0"
maxOccurs="1"/>
    </xsd:sequence>
</xsd:complexType>
<xsd:element name="pivotOptions16" type="CT_PivotOptions16"/>
</xsd:schema>

```

## 5.21 <http://schemas.microsoft.com/office/drawing/2014/chart/ac> Schema

```

<xsd:schema targetNamespace="http://schemas.microsoft.com/office/drawing/2014/chart/ac"
elementFormDefault="qualified" attributeFormDefault="unqualified"
xmlns="http://schemas.microsoft.com/office/drawing/2014/chart/ac"
xmlns:c="http://schemas.openxmlformats.org/drawingml/2006/chart"
xmlns:xsd="http://www.w3.org/2001/XMLSchema" blockDefault="#all">

```

```

    <xsd:import namespace="http://schemas.openxmlformats.org/drawingml/2006/chart"
schemaLocation="chart.xsd"/>
    <xsd:element name="multiLvlStrLit" type="c:CT_MultiLvlStrData"/>
</xsd:schema>

```

## 5.22 http://schemas.microsoft.com/office/drawing/2014/chartex Schema

```

<xsd:schema targetNamespace="http://schemas.microsoft.com/office/drawing/2014/chartex"
elementFormDefault="qualified" attributeFormDefault="unqualified"
xmlns="http://schemas.microsoft.com/office/drawing/2014/chartex"
xmlns:a="http://schemas.openxmlformats.org/drawingml/2006/main"
xmlns:r="http://schemas.openxmlformats.org/officeDocument/2006/relationships"
xmlns:xsd="http://www.w3.org/2001/XMLSchema">
  <xsd:import namespace="http://schemas.openxmlformats.org/drawingml/2006/main"
schemaLocation="oartspproperties.xsd"/>
  <xsd:import namespace="http://schemas.openxmlformats.org/drawingml/2006/main"
schemaLocation="oarttx.xsd"/>
  <xsd:import namespace="http://schemas.openxmlformats.org/drawingml/2006/main"
schemaLocation="oartspeffects.xsd"/>
  <xsd:import namespace="http://schemas.openxmlformats.org/drawingml/2006/main"
schemaLocation="oartstylesheet.xsd"/>
  <xsd:import namespace="http://schemas.openxmlformats.org/officeDocument/2006/relationships"
schemaLocation="orel.xsd"/>
  <xsd:complexType name="CT_Extension">
    <xsd:sequence>
      <xsd:any processContents="lax"/>
    </xsd:sequence>
    <xsd:attribute name="uri" type="xsd:token"/>
  </xsd:complexType>
  <xsd:complexType name="CT_ExtensionList">
    <xsd:sequence>
      <xsd:element name="ext" type="CT_Extension" minOccurs="0" maxOccurs="unbounded"/>
    </xsd:sequence>
  </xsd:complexType>
  <xsd:simpleType name="ST_DoubleOrAutomatic">
    <xsd:union memberTypes="xsd:double">
      <xsd:simpleType>
        <xsd:restriction base="xsd:string">
          <xsd:enumeration value="auto"/>
        </xsd:restriction>
      </xsd:simpleType>
    </xsd:union>
  </xsd:simpleType>
  <xsd:complexType name="CT_NumberFormat">
    <xsd:attribute name="formatCode" type="xsd:string" use="required"/>
    <xsd:attribute name="sourceLinked" type="xsd:boolean" use="optional"/>
  </xsd:complexType>
  <xsd:complexType name="CT_RelId">
    <xsd:attribute ref="r:id" use="required"/>
  </xsd:complexType>
  <xsd:complexType name="CT_ValueColors">
    <xsd:sequence>
      <xsd:element name="minColor" type="a:CT_SolidColorFillProperties" minOccurs="0"
maxOccurs="1"/>
      <xsd:element name="midColor" type="a:CT_SolidColorFillProperties" minOccurs="0"
maxOccurs="1"/>
      <xsd:element name="maxColor" type="a:CT_SolidColorFillProperties" minOccurs="0"
maxOccurs="1"/>
    </xsd:sequence>
  </xsd:complexType>
  <xsd:complexType name="CT_ExternalData">
    <xsd:attribute ref="r:id" use="required"/>
    <xsd:attribute name="autoUpdate" type="xsd:boolean" use="optional"/>
  </xsd:complexType>
  <xsd:simpleType name="ST_FormulaDirection">
    <xsd:restriction base="xsd:string">
      <xsd:enumeration value="col"/>
    </xsd:restriction>
  </xsd:simpleType>

```

```

        <xsd:enumeration value="row"/>
    </xsd:restriction>
</xsd:simpleType>
<xsd:complexType name="CT_Formula">
    <xsd:simpleContent>
        <xsd:extension base="xsd:string">
            <xsd:attribute name="dir" type="ST_FormulaDirection" use="optional" default="col"/>
        </xsd:extension>
    </xsd:simpleContent>
</xsd:complexType>
<xsd:simpleType name="ST_DataId">
    <xsd:restriction base="xsd:unsignedInt"/>
</xsd:simpleType>
<xsd:complexType name="CT_DataId">
    <xsd:attribute name="val" type="ST_DataId" use="required"/>
</xsd:complexType>
<xsd:complexType name="CT_StringValue">
    <xsd:simpleContent>
        <xsd:extension base="xsd:string">
            <xsd:attribute name="idx" type="xsd:unsignedInt" use="required"/>
        </xsd:extension>
    </xsd:simpleContent>
</xsd:complexType>
<xsd:complexType name="CT_StringLevel">
    <xsd:sequence>
        <xsd:element name="pt" type="CT_StringValue" minOccurs="0" maxOccurs="unbounded"/>
    </xsd:sequence>
    <xsd:attribute name="ptCount" type="xsd:unsignedInt" use="required"/>
    <xsd:attribute name="name" type="xsd:string" use="optional"/>
</xsd:complexType>
<xsd:simpleType name="ST_StringDimensionType">
    <xsd:restriction base="xsd:string">
        <xsd:enumeration value="cat"/>
        <xsd:enumeration value="colorStr"/>
        <xsd:enumeration value="entityId"/>
    </xsd:restriction>
</xsd:simpleType>
<xsd:complexType name="CT_StringDimension">
    <xsd:choice minOccurs="1" maxOccurs="1">
        <xsd:sequence>
            <xsd:element name="f" type="CT_Formula" minOccurs="1" maxOccurs="1"/>
            <xsd:element name="nf" type="CT_Formula" minOccurs="0" maxOccurs="1"/>
            <xsd:element name="lvl" type="CT_StringLevel" minOccurs="0" maxOccurs="unbounded"/>
        </xsd:sequence>
        <xsd:element name="lvl" type="CT_StringLevel" minOccurs="1" maxOccurs="unbounded"/>
    </xsd:choice>
    <xsd:attribute name="type" type="ST_StringDimensionType" use="required"/>
</xsd:complexType>
<xsd:complexType name="CT_NumericValue">
    <xsd:simpleContent>
        <xsd:extension base="xsd:double">
            <xsd:attribute name="idx" type="xsd:unsignedInt" use="required"/>
        </xsd:extension>
    </xsd:simpleContent>
</xsd:complexType>
<xsd:complexType name="CT_NumericLevel">
    <xsd:sequence>
        <xsd:element name="pt" type="CT_NumericValue" minOccurs="0" maxOccurs="unbounded"/>
    </xsd:sequence>
    <xsd:attribute name="ptCount" type="xsd:unsignedInt" use="required"/>
    <xsd:attribute name="formatCode" type="xsd:string" use="optional"/>
    <xsd:attribute name="name" type="xsd:string" use="optional"/>
</xsd:complexType>
<xsd:simpleType name="ST_NumericDimensionType">
    <xsd:restriction base="xsd:string">
        <xsd:enumeration value="val"/>
        <xsd:enumeration value="x"/>
        <xsd:enumeration value="y"/>
        <xsd:enumeration value="size"/>
    </xsd:restriction>

```

```

    <xsd:enumeration value="colorVal"/>
  </xsd:restriction>
</xsd:simpleType>
<xsd:complexType name="CT_NumericDimension">
  <xsd:choice minOccurs="1" maxOccurs="1">
    <xsd:sequence>
      <xsd:element name="f" type="CT_Formula" minOccurs="1" maxOccurs="1"/>
      <xsd:element name="nf" type="CT_Formula" minOccurs="0" maxOccurs="1"/>
      <xsd:element name="lvl" type="CT_NumericLevel" minOccurs="0" maxOccurs="unbounded"/>
    </xsd:sequence>
    <xsd:element name="lvl" type="CT_NumericLevel" minOccurs="1" maxOccurs="unbounded"/>
  </xsd:choice>
  <xsd:attribute name="type" type="ST_NumericDimensionType" use="required"/>
</xsd:complexType>
<xsd:complexType name="CT_Data">
  <xsd:sequence>
    <xsd:choice minOccurs="1" maxOccurs="unbounded">
      <xsd:element name="numDim" type="CT_NumericDimension" minOccurs="1" maxOccurs="1"/>
      <xsd:element name="strDim" type="CT_StringDimension" minOccurs="1" maxOccurs="1"/>
    </xsd:choice>
    <xsd:element name="extLst" type="CT_ExtensionList" minOccurs="0" maxOccurs="1"/>
  </xsd:sequence>
  <xsd:attribute name="id" type="ST_DataId" use="required"/>
</xsd:complexType>
<xsd:complexType name="CT_ChartData">
  <xsd:sequence>
    <xsd:element name="externalData" type="CT_ExternalData" minOccurs="0" maxOccurs="1"/>
    <xsd:element name="data" type="CT_Data" minOccurs="1" maxOccurs="unbounded"/>
    <xsd:element name="extLst" type="CT_ExtensionList" minOccurs="0" maxOccurs="1"/>
  </xsd:sequence>
</xsd:complexType>
<xsd:complexType name="CT_TextData">
  <xsd:choice minOccurs="1" maxOccurs="1">
    <xsd:sequence>
      <xsd:element name="f" type="CT_Formula" minOccurs="1" maxOccurs="1"/>
      <xsd:element name="v" type="xsd:string" minOccurs="0" maxOccurs="1"/>
    </xsd:sequence>
    <xsd:element name="v" type="xsd:string" minOccurs="1" maxOccurs="1"/>
  </xsd:choice>
</xsd:complexType>
<xsd:complexType name="CT_Text">
  <xsd:sequence>
    <xsd:choice minOccurs="1" maxOccurs="1">
      <xsd:element name="txData" type="CT_TextData" minOccurs="1" maxOccurs="1"/>
      <xsd:element name="rich" type="a:CT_TextBody" minOccurs="1" maxOccurs="1"/>
    </xsd:choice>
  </xsd:sequence>
</xsd:complexType>
<xsd:simpleType name="ST_SidePos">
  <xsd:restriction base="xsd:string">
    <xsd:enumeration value="l"/>
    <xsd:enumeration value="t"/>
    <xsd:enumeration value="r"/>
    <xsd:enumeration value="b"/>
  </xsd:restriction>
</xsd:simpleType>
<xsd:simpleType name="ST_PosAlign">
  <xsd:restriction base="xsd:string">
    <xsd:enumeration value="min"/>
    <xsd:enumeration value="ctr"/>
    <xsd:enumeration value="max"/>
  </xsd:restriction>
</xsd:simpleType>
<xsd:complexType name="CT_ChartTitle">
  <xsd:sequence>
    <xsd:element name="tx" type="CT_Text" minOccurs="0" maxOccurs="1"/>
    <xsd:element name="spPr" type="a:CT_ShapeProperties" minOccurs="0" maxOccurs="1"/>
    <xsd:element name="txPr" type="a:CT_TextBody" minOccurs="0" maxOccurs="1"/>
    <xsd:element name="extLst" type="CT_ExtensionList" minOccurs="0" maxOccurs="1"/>
  </xsd:sequence>

```



```

</xsd:sequence>
<xsd:attribute name="pos" type="ST_SidePos" use="optional" default="t"/>
<xsd:attribute name="align" type="ST_PosAlign" use="optional" default="ctr"/>
<xsd:attribute name="overlay" type="xsd:boolean" use="optional" default="0"/>
</xsd:complexType>
<xsd:simpleType name="ST_AxisId">
  <xsd:restriction base="xsd:unsignedInt"/>
</xsd:simpleType>
<xsd:simpleType name="ST_GapWidthRatio">
  <xsd:union>
    <xsd:simpleType>
      <xsd:restriction base="xsd:double">
        <xsd:minInclusive value="0"/>
      </xsd:restriction>
    </xsd:simpleType>
    <xsd:simpleType>
      <xsd:restriction base="xsd:string">
        <xsd:enumeration value="auto"/>
      </xsd:restriction>
    </xsd:simpleType>
  </xsd:union>
</xsd:simpleType>
<xsd:complexType name="CT_CategoryAxisScaling">
  <xsd:attribute name="gapWidth" type="ST_GapWidthRatio" use="optional"/>
</xsd:complexType>
<xsd:simpleType name="ST_ValueAxisUnit">
  <xsd:union>
    <xsd:simpleType>
      <xsd:restriction base="xsd:double">
        <xsd:minExclusive value="0"/>
      </xsd:restriction>
    </xsd:simpleType>
    <xsd:simpleType>
      <xsd:restriction base="xsd:string">
        <xsd:enumeration value="auto"/>
      </xsd:restriction>
    </xsd:simpleType>
  </xsd:union>
</xsd:simpleType>
<xsd:complexType name="CT_ValueAxisScaling">
  <xsd:attribute name="max" type="ST_DoubleOrAutomatic" use="optional"/>
  <xsd:attribute name="min" type="ST_DoubleOrAutomatic" use="optional"/>
  <xsd:attribute name="majorUnit" type="ST_ValueAxisUnit" use="optional"/>
  <xsd:attribute name="minorUnit" type="ST_ValueAxisUnit" use="optional"/>
</xsd:complexType>
<xsd:complexType name="CT_AxisTitle">
  <xsd:sequence>
    <xsd:element name="tx" type="CT_Text" minOccurs="0" maxOccurs="1"/>
    <xsd:element name="spPr" type="a:CT_ShapeProperties" minOccurs="0" maxOccurs="1"/>
    <xsd:element name="txPr" type="a:CT_TextBody" minOccurs="0" maxOccurs="1"/>
    <xsd:element name="extLst" type="CT_ExtensionList" minOccurs="0" maxOccurs="1"/>
  </xsd:sequence>
</xsd:complexType>
<xsd:complexType name="CT_AxisUnitsLabel">
  <xsd:sequence>
    <xsd:element name="tx" type="CT_Text" minOccurs="0" maxOccurs="1"/>
    <xsd:element name="spPr" type="a:CT_ShapeProperties" minOccurs="0" maxOccurs="1"/>
    <xsd:element name="txPr" type="a:CT_TextBody" minOccurs="0" maxOccurs="1"/>
    <xsd:element name="extLst" type="CT_ExtensionList" minOccurs="0" maxOccurs="1"/>
  </xsd:sequence>
</xsd:complexType>
<xsd:simpleType name="ST_AxisUnit">
  <xsd:restriction base="xsd:string">
    <xsd:enumeration value="hundreds"/>
    <xsd:enumeration value="thousands"/>
    <xsd:enumeration value="tenThousands"/>
    <xsd:enumeration value="hundredThousands"/>
    <xsd:enumeration value="millions"/>
    <xsd:enumeration value="tenMillions"/>
  </xsd:restriction>
</xsd:simpleType>

```

```

    <xsd:enumeration value="hundredMillions"/>
    <xsd:enumeration value="billions"/>
    <xsd:enumeration value="trillions"/>
    <xsd:enumeration value="percentage"/>
  </xsd:restriction>
</xsd:simpleType>
<xsd:complexType name="CT_AxisUnits">
  <xsd:sequence>
    <xsd:element name="unitsLabel" type="CT_AxisUnitsLabel" minOccurs="0" maxOccurs="1"/>
    <xsd:element name="extLst" type="CT_ExtensionList" minOccurs="0" maxOccurs="1"/>
  </xsd:sequence>
  <xsd:attribute name="unit" type="ST_AxisUnit" use="optional"/>
</xsd:complexType>
<xsd:complexType name="CT_Gridlines">
  <xsd:sequence>
    <xsd:element name="spPr" type="a:CT_ShapeProperties" minOccurs="0" maxOccurs="1"/>
    <xsd:element name="extLst" type="CT_ExtensionList" minOccurs="0" maxOccurs="1"/>
  </xsd:sequence>
</xsd:complexType>
<xsd:simpleType name="ST_TickMarksType">
  <xsd:restriction base="xsd:string">
    <xsd:enumeration value="in"/>
    <xsd:enumeration value="out"/>
    <xsd:enumeration value="cross"/>
    <xsd:enumeration value="none"/>
  </xsd:restriction>
</xsd:simpleType>
<xsd:complexType name="CT_TickMarks">
  <xsd:sequence>
    <xsd:element name="extLst" type="CT_ExtensionList" minOccurs="0" maxOccurs="1"/>
  </xsd:sequence>
  <xsd:attribute name="type" type="ST_TickMarksType" use="optional"/>
</xsd:complexType>
<xsd:complexType name="CT_TickLabels">
  <xsd:sequence>
    <xsd:element name="extLst" type="CT_ExtensionList" minOccurs="0" maxOccurs="1"/>
  </xsd:sequence>
</xsd:complexType>
<xsd:complexType name="CT_Axis">
  <xsd:sequence>
    <xsd:choice minOccurs="1" maxOccurs="1">
      <xsd:element name="catScaling" type="CT_CategoryAxisScaling"/>
      <xsd:element name="valScaling" type="CT_ValueAxisScaling"/>
    </xsd:choice>
    <xsd:element name="title" type="CT_AxisTitle" minOccurs="0" maxOccurs="1"/>
    <xsd:element name="units" type="CT_AxisUnits" minOccurs="0" maxOccurs="1"/>
    <xsd:element name="majorGridlines" type="CT_Gridlines" minOccurs="0" maxOccurs="1"/>
    <xsd:element name="minorGridlines" type="CT_Gridlines" minOccurs="0" maxOccurs="1"/>
    <xsd:element name="majorTickMarks" type="CT_TickMarks" minOccurs="0" maxOccurs="1"/>
    <xsd:element name="minorTickMarks" type="CT_TickMarks" minOccurs="0" maxOccurs="1"/>
    <xsd:element name="tickLabels" type="CT_TickLabels" minOccurs="0" maxOccurs="1"/>
    <xsd:element name="numFmt" type="CT_NumberFormat" minOccurs="0" maxOccurs="1"/>
    <xsd:element name="spPr" type="a:CT_ShapeProperties" minOccurs="0" maxOccurs="1"/>
    <xsd:element name="txPr" type="a:CT_TextBody" minOccurs="0" maxOccurs="1"/>
    <xsd:element name="extLst" type="CT_ExtensionList" minOccurs="0" maxOccurs="1"/>
  </xsd:sequence>
  <xsd:attribute name="id" type="ST_AxisId" use="required"/>
  <xsd:attribute name="hidden" type="xsd:boolean" use="optional" default="0"/>
</xsd:complexType>
<xsd:simpleType name="ST_SeriesLayout">
  <xsd:restriction base="xsd:string">
    <xsd:enumeration value="boxWhisker"/>
    <xsd:enumeration value="clusteredColumn"/>
    <xsd:enumeration value="funnel"/>
    <xsd:enumeration value="paretoLine"/>
    <xsd:enumeration value="regionMap"/>
    <xsd:enumeration value="sunburst"/>
    <xsd:enumeration value="treemap"/>
    <xsd:enumeration value="waterfall"/>
  </xsd:restriction>
</xsd:simpleType>

```

```

    </xsd:restriction>
</xsd:simpleType>
<xsd:simpleType name="ST_ParentLabelLayout">
  <xsd:restriction base="xsd:string">
    <xsd:enumeration value="none"/>
    <xsd:enumeration value="banner"/>
    <xsd:enumeration value="overlapping"/>
  </xsd:restriction>
</xsd:simpleType>
<xsd:complexType name="CT_ParentLabelLayout">
  <xsd:attribute name="val" type="ST_ParentLabelLayout" use="required"/>
</xsd:complexType>
<xsd:simpleType name="ST_RegionLabelLayout">
  <xsd:restriction base="xsd:string">
    <xsd:enumeration value="none"/>
    <xsd:enumeration value="bestFitOnly"/>
    <xsd:enumeration value="showAll"/>
  </xsd:restriction>
</xsd:simpleType>
<xsd:complexType name="CT_RegionLabelLayout">
  <xsd:attribute name="val" type="ST_RegionLabelLayout" use="required"/>
</xsd:complexType>
<xsd:complexType name="CT_SeriesElementVisibilities">
  <xsd:attribute name="connectorLines" type="xsd:boolean" use="optional"/>
  <xsd:attribute name="meanLine" type="xsd:boolean" use="optional"/>
  <xsd:attribute name="meanMarker" type="xsd:boolean" use="optional"/>
  <xsd:attribute name="nonoutliers" type="xsd:boolean" use="optional"/>
  <xsd:attribute name="outliers" type="xsd:boolean" use="optional"/>
</xsd:complexType>
<xsd:simpleType name="ST_IntervalClosedSide">
  <xsd:restriction base="xsd:string">
    <xsd:enumeration value="l"/>
    <xsd:enumeration value="r"/>
  </xsd:restriction>
</xsd:simpleType>
<xsd:complexType name="CT_Aggregation"/>
<xsd:complexType name="CT_Binning">
  <xsd:choice minOccurs="0" maxOccurs="1">
    <xsd:element name="binSize" type="xsd:double"/>
    <xsd:element name="binCount" type="xsd:unsignedInt"/>
  </xsd:choice>
  <xsd:attribute name="intervalClosed" type="ST_IntervalClosedSide" use="optional"/>
  <xsd:attribute name="underflow" type="ST_DoubleOrAutomatic" use="optional"/>
  <xsd:attribute name="overflow" type="ST_DoubleOrAutomatic" use="optional"/>
</xsd:complexType>
<xsd:simpleType name="ST_EntityType">
  <xsd:restriction base="xsd:string">
    <xsd:enumeration value="Address"/>
    <xsd:enumeration value="AdminDistrict"/>
    <xsd:enumeration value="AdminDistrict2"/>
    <xsd:enumeration value="AdminDistrict3"/>
    <xsd:enumeration value="Continent"/>
    <xsd:enumeration value="CountryRegion"/>
    <xsd:enumeration value="Locality"/>
    <xsd:enumeration value="Ocean"/>
    <xsd:enumeration value="Planet"/>
    <xsd:enumeration value="PostalCode"/>
    <xsd:enumeration value="Region"/>
    <xsd:enumeration value="Unsupported"/>
  </xsd:restriction>
</xsd:simpleType>
<xsd:complexType name="CT_GeoLocationQuery">
  <xsd:attribute name="countryRegion" type="xsd:string" use="optional"/>
  <xsd:attribute name="adminDistrict1" type="xsd:string" use="optional"/>
  <xsd:attribute name="adminDistrict2" type="xsd:string" use="optional"/>
  <xsd:attribute name="postalCode" type="xsd:string" use="optional"/>
  <xsd:attribute name="entityType" type="ST_EntityType" use="required"/>
</xsd:complexType>
<xsd:complexType name="CT_Address">

```

```

<xsd:attribute name="address1" type="xsd:string" use="optional"/>
<xsd:attribute name="countryRegion" type="xsd:string" use="optional"/>
<xsd:attribute name="adminDistrict1" type="xsd:string" use="optional"/>
<xsd:attribute name="adminDistrict2" type="xsd:string" use="optional"/>
<xsd:attribute name="postalCode" type="xsd:string" use="optional"/>
<xsd:attribute name="locality" type="xsd:string" use="optional"/>
<xsd:attribute name="isoCountryCode" type="xsd:string" use="optional"/>
</xsd:complexType>
<xsd:complexType name="CT_GeoLocation">
  <xsd:sequence>
    <xsd:element name="address" type="CT Address" minOccurs="0" maxOccurs="1"/>
  </xsd:sequence>
  <xsd:attribute name="latitude" type="xsd:double" use="optional"/>
  <xsd:attribute name="longitude" type="xsd:double" use="optional"/>
  <xsd:attribute name="entityName" type="xsd:string" use="required"/>
  <xsd:attribute name="entityType" type="ST_EntityType" use="required"/>
</xsd:complexType>
<xsd:complexType name="CT_GeoLocations">
  <xsd:sequence>
    <xsd:element name="geoLocation" type="CT_GeoLocation" minOccurs="0" maxOccurs="1"/>
  </xsd:sequence>
</xsd:complexType>
<xsd:complexType name="CT_GeoLocationQueryResult">
  <xsd:sequence>
    <xsd:element name="geoLocationQuery" type="CT_GeoLocationQuery" minOccurs="0"
maxOccurs="1"/>
    <xsd:element name="geoLocations" type="CT_GeoLocations" minOccurs="0" maxOccurs="1"/>
  </xsd:sequence>
</xsd:complexType>
<xsd:complexType name="CT_GeoLocationQueryResults">
  <xsd:sequence>
    <xsd:element name="geoLocationQueryResult" type="CT_GeoLocationQueryResult"
minOccurs="0" maxOccurs="unbounded"/>
  </xsd:sequence>
</xsd:complexType>
<xsd:complexType name="CT_GeoPolygon">
  <xsd:attribute name="polygonId" type="xsd:string" use="required"/>
  <xsd:attribute name="numPoints" type="xsd:integer" use="required"/>
  <xsd:attribute name="pcaRings" type="xsd:string" use="required"/>
</xsd:complexType>
<xsd:complexType name="CT_GeoPolygons">
  <xsd:sequence>
    <xsd:element name="geoPolygon" type="CT_GeoPolygon" minOccurs="0"
maxOccurs="unbounded"/>
  </xsd:sequence>
</xsd:complexType>
<xsd:complexType name="CT_Copyrights">
  <xsd:sequence>
    <xsd:element name="copyright" type="xsd:string" minOccurs="0" maxOccurs="unbounded"/>
  </xsd:sequence>
</xsd:complexType>
<xsd:complexType name="CT_GeoData">
  <xsd:sequence>
    <xsd:element name="geoPolygons" type="CT_GeoPolygons" minOccurs="0" maxOccurs="1"/>
    <xsd:element name="copyrights" type="CT_Copyrights" minOccurs="0" maxOccurs="1"/>
  </xsd:sequence>
  <xsd:attribute name="entityName" type="xsd:string" use="required"/>
  <xsd:attribute name="entityId" type="xsd:string" use="required"/>
  <xsd:attribute name="east" type="xsd:double" use="required"/>
  <xsd:attribute name="west" type="xsd:double" use="required"/>
  <xsd:attribute name="north" type="xsd:double" use="required"/>
  <xsd:attribute name="south" type="xsd:double" use="required"/>
</xsd:complexType>
<xsd:complexType name="CT_GeoDataEntityQuery">
  <xsd:attribute name="entityType" type="ST_EntityType" use="required"/>
  <xsd:attribute name="entityId" type="xsd:string" use="required"/>
</xsd:complexType>
<xsd:complexType name="CT_GeoDataEntityQueryResult">
  <xsd:sequence>

```

```

        <xsd:element name="geoDataEntityQuery" type="CT_GeoDataEntityQuery" minOccurs="0"
maxOccurs="1"/>
        <xsd:element name="geoData" type="CT_GeoData" minOccurs="0" maxOccurs="1"/>
    </xsd:sequence>
</xsd:complexType>
<xsd:complexType name="CT_GeoDataEntityQueryResults">
    <xsd:sequence>
        <xsd:element name="geoDataEntityQueryResult" type="CT_GeoDataEntityQueryResult"
minOccurs="0" maxOccurs="unbounded"/>
    </xsd:sequence>
</xsd:complexType>
<xsd:complexType name="CT_GeoDataPointQuery">
    <xsd:attribute name="entityType" type="ST_EntityType" use="required"/>
    <xsd:attribute name="latitude" type="xsd:double" use="required"/>
    <xsd:attribute name="longitude" type="xsd:double" use="required"/>
</xsd:complexType>
<xsd:complexType name="CT_GeoDataPointToEntityQuery">
    <xsd:attribute name="entityType" type="ST_EntityType" use="required"/>
    <xsd:attribute name="entityId" type="xsd:string" use="required"/>
</xsd:complexType>
<xsd:complexType name="CT_GeoDataPointToEntityQueryResult">
    <xsd:sequence>
        <xsd:element name="geoDataPointQuery" type="CT_GeoDataPointQuery" minOccurs="0"
maxOccurs="1"/>
        <xsd:element name="geoDataPointToEntityQuery" type="CT_GeoDataPointToEntityQuery"
minOccurs="0" maxOccurs="1"/>
    </xsd:sequence>
</xsd:complexType>
<xsd:complexType name="CT_GeoDataPointToEntityQueryResults">
    <xsd:sequence>
        <xsd:element name="geoDataPointToEntityQueryResult"
type="CT_GeoDataPointToEntityQueryResult" minOccurs="0" maxOccurs="unbounded"/>
    </xsd:sequence>
</xsd:complexType>
<xsd:complexType name="CT_GeoChildTypes">
    <xsd:sequence>
        <xsd:element name="entityType" type="ST_EntityType" minOccurs="0"
maxOccurs="unbounded"/>
    </xsd:sequence>
</xsd:complexType>
<xsd:complexType name="CT_GeoChildEntitiesQuery">
    <xsd:sequence>
        <xsd:element name="geoChildTypes" type="CT_GeoChildTypes" minOccurs="0" maxOccurs="1"/>
    </xsd:sequence>
    <xsd:attribute name="entityId" type="xsd:string" use="required"/>
</xsd:complexType>
<xsd:complexType name="CT_GeoHierarchyEntity">
    <xsd:attribute name="entityName" type="xsd:string" use="required"/>
    <xsd:attribute name="entityId" type="xsd:string" use="required"/>
    <xsd:attribute name="entityType" type="ST_EntityType" use="required"/>
</xsd:complexType>
<xsd:complexType name="CT_GeoChildEntities">
    <xsd:sequence>
        <xsd:element name="geoHierarchyEntity" type="CT_GeoHierarchyEntity" minOccurs="0"
maxOccurs="unbounded"/>
    </xsd:sequence>
</xsd:complexType>
<xsd:complexType name="CT_GeoChildEntitiesQueryResult">
    <xsd:sequence>
        <xsd:element name="geoChildEntitiesQuery" type="CT_GeoChildEntitiesQuery" minOccurs="0"
maxOccurs="1"/>
        <xsd:element name="geoChildEntities" type="CT_GeoChildEntities" minOccurs="0"
maxOccurs="1"/>
    </xsd:sequence>
</xsd:complexType>
<xsd:complexType name="CT_GeoChildEntitiesQueryResults">
    <xsd:sequence>
        <xsd:element name="geoChildEntitiesQueryResult" type="CT_GeoChildEntitiesQueryResult"
minOccurs="0" maxOccurs="unbounded"/>
    </xsd:sequence>

```

```

    </xsd:sequence>
  </xsd:complexType>
  <xsd:complexType name="CT_GeoParentEntitiesQuery">
    <xsd:attribute name="entityId" type="xsd:string" use="required"/>
  </xsd:complexType>
  <xsd:complexType name="CT_GeoEntity">
    <xsd:attribute name="entityName" type="xsd:string" use="required"/>
    <xsd:attribute name="entityType" type="ST_EntityType" use="required"/>
  </xsd:complexType>
  <xsd:complexType name="CT_GeoParentEntity">
    <xsd:attribute name="entityId" type="xsd:string" use="required"/>
  </xsd:complexType>
  <xsd:complexType name="CT_GeoParentEntitiesQueryResult">
    <xsd:sequence>
      <xsd:element name="geoParentEntitiesQuery" type="CT_GeoParentEntitiesQuery"
minOccurs="1" maxOccurs="1"/>
      <xsd:element name="geoEntity" type="CT_GeoEntity" minOccurs="0" maxOccurs="1"/>
      <xsd:element name="geoParentEntity" type="CT_GeoParentEntity" minOccurs="0"
maxOccurs="1"/>
    </xsd:sequence>
  </xsd:complexType>
  <xsd:complexType name="CT_GeoParentEntitiesQueryResults">
    <xsd:sequence>
      <xsd:element name="geoParentEntitiesQueryResult" type="CT_GeoParentEntitiesQueryResult"
minOccurs="0" maxOccurs="unbounded"/>
    </xsd:sequence>
  </xsd:complexType>
  <xsd:complexType name="CT_Clear">
    <xsd:sequence>
      <xsd:element name="geoLocationQueryResults" type="CT_GeoLocationQueryResults"
minOccurs="0" maxOccurs="1"/>
      <xsd:element name="geoDataEntityQueryResults" type="CT_GeoDataEntityQueryResults"
minOccurs="0" maxOccurs="1"/>
      <xsd:element name="geoDataPointToEntityQueryResults"
type="CT_GeoDataPointToEntityQueryResults" minOccurs="0" maxOccurs="1"/>
      <xsd:element name="geoChildEntitiesQueryResults" type="CT_GeoChildEntitiesQueryResults"
minOccurs="0" maxOccurs="1"/>
      <xsd:element name="geoParentEntitiesQueryResults"
type="CT_GeoParentEntitiesQueryResults" minOccurs="0" maxOccurs="1"/>
    </xsd:sequence>
  </xsd:complexType>
  <xsd:complexType name="CT_GeoCache">
    <xsd:choice minOccurs="1" maxOccurs="unbounded">
      <xsd:element name="binary" type="xsd:base64Binary" minOccurs="0" maxOccurs="1"/>
      <xsd:element name="clear" type="CT_Clear" minOccurs="0" maxOccurs="1"/>
    </xsd:choice>
    <xsd:attribute name="provider" type="xsd:string" use="required"/>
  </xsd:complexType>
  <xsd:simpleType name="ST_GeoProjectionType">
    <xsd:restriction base="xsd:string">
      <xsd:enumeration value="mercator"/>
      <xsd:enumeration value="miller"/>
      <xsd:enumeration value="robinson"/>
      <xsd:enumeration value="albers"/>
    </xsd:restriction>
  </xsd:simpleType>
  <xsd:simpleType name="ST_GeoMappingLevel">
    <xsd:restriction base="xsd:string">
      <xsd:enumeration value="dataOnly"/>
      <xsd:enumeration value="postalCode"/>
      <xsd:enumeration value="county"/>
      <xsd:enumeration value="state"/>
      <xsd:enumeration value="countryRegion"/>
      <xsd:enumeration value="countryRegionList"/>
      <xsd:enumeration value="world"/>
    </xsd:restriction>
  </xsd:simpleType>
  <xsd:complexType name="CT_Geography">
    <xsd:sequence>

```

```

    <xsd:element name="geoCache" type="CT_GeoCache" minOccurs="0" maxOccurs="1"/>
  </xsd:sequence>
  <xsd:attribute name="projectionType" type="ST_GeoProjectionType" use="optional"/>
  <xsd:attribute name="viewedRegionType" type="ST_GeoMappingLevel" use="optional"/>
  <xsd:attribute name="cultureLanguage" type="xsd:language" use="required"/>
  <xsd:attribute name="cultureRegion" type="xsd:string" use="required"/>
  <xsd:attribute name="attribution" type="xsd:string" use="required"/>
</xsd:complexType>
<xsd:simpleType name="ST_QuartileMethod">
  <xsd:restriction base="xsd:string">
    <xsd:enumeration value="inclusive"/>
    <xsd:enumeration value="exclusive"/>
  </xsd:restriction>
</xsd:simpleType>
<xsd:complexType name="CT_Statistics">
  <xsd:attribute name="quartileMethod" type="ST_QuartileMethod" use="optional"/>
</xsd:complexType>
<xsd:complexType name="CT_SubtotalIndex">
  <xsd:attribute name="val" type="xsd:unsignedInt" use="required"/>
</xsd:complexType>
<xsd:complexType name="CT_Subtotals">
  <xsd:sequence>
    <xsd:element name="idx" type="CT_SubtotalIndex" minOccurs="0" maxOccurs="unbounded"/>
  </xsd:sequence>
</xsd:complexType>
<xsd:complexType name="CT_SeriesLayoutProperties">
  <xsd:sequence>
    <xsd:element name="parentLabelLayout" type="CT_ParentLabelLayout" minOccurs="0"
maxOccurs="1"/>
    <xsd:element name="regionLabelLayout" type="CT_RegionLabelLayout" minOccurs="0"
maxOccurs="1"/>
    <xsd:element name="visibility" type="CT_SeriesElementVisibilities" minOccurs="0"
maxOccurs="1"/>
    <xsd:choice minOccurs="0" maxOccurs="1">
      <xsd:element name="aggregation" type="CT_Aggregation" minOccurs="0" maxOccurs="1"/>
      <xsd:element name="binning" type="CT_Binning" minOccurs="0" maxOccurs="1"/>
    </xsd:choice>
    <xsd:element name="geography" type="CT_Geography" minOccurs="0" maxOccurs="1"/>
    <xsd:element name="statistics" type="CT_Statistics" minOccurs="0" maxOccurs="1"/>
    <xsd:element name="subtotals" type="CT_Subtotals" minOccurs="0" maxOccurs="1"/>
    <xsd:element name="extLst" type="CT_ExtensionList" minOccurs="0" maxOccurs="1"/>
  </xsd:sequence>
</xsd:complexType>
<xsd:complexType name="CT_DataPoint">
  <xsd:sequence>
    <xsd:element name="spPr" type="a:CT_ShapeProperties" minOccurs="0" maxOccurs="1"/>
    <xsd:element name="extLst" type="CT_ExtensionList" minOccurs="0" maxOccurs="1"/>
  </xsd:sequence>
  <xsd:attribute name="idx" type="xsd:unsignedInt" use="required"/>
</xsd:complexType>
<xsd:simpleType name="ST_DataLabelPos">
  <xsd:restriction base="xsd:string">
    <xsd:enumeration value="bestFit"/>
    <xsd:enumeration value="b"/>
    <xsd:enumeration value="ctr"/>
    <xsd:enumeration value="inBase"/>
    <xsd:enumeration value="inEnd"/>
    <xsd:enumeration value="l"/>
    <xsd:enumeration value="outEnd"/>
    <xsd:enumeration value="r"/>
    <xsd:enumeration value="t"/>
  </xsd:restriction>
</xsd:simpleType>
<xsd:simpleType name="ST_ValueColorPositionCount">
  <xsd:restriction base="xsd:int">
    <xsd:minInclusive value="2"/>
    <xsd:maxInclusive value="3"/>
  </xsd:restriction>
</xsd:simpleType>

```

```

<xsd:complexType name="CT_ExtremeValueColorPosition"/>
<xsd:complexType name="CT_NumberColorPosition">
  <xsd:attribute name="val" type="xsd:double" use="required"/>
</xsd:complexType>
<xsd:complexType name="CT_PercentageColorPosition">
  <xsd:attribute name="val" type="xsd:double" use="required"/>
</xsd:complexType>
<xsd:complexType name="CT_ValueColorEndPosition">
  <xsd:choice minOccurs="1" maxOccurs="1">
    <xsd:element name="extremeValue" type="CT_ExtremeValueColorPosition"/>
    <xsd:element name="number" type="CT_NumberColorPosition"/>
    <xsd:element name="percent" type="CT_PercentageColorPosition"/>
  </xsd:choice>
</xsd:complexType>
<xsd:complexType name="CT_ValueColorMiddlePosition">
  <xsd:choice minOccurs="1" maxOccurs="1">
    <xsd:element name="number" type="CT_NumberColorPosition"/>
    <xsd:element name="percent" type="CT_PercentageColorPosition"/>
  </xsd:choice>
</xsd:complexType>
<xsd:complexType name="CT_ValueColorPositions">
  <xsd:sequence>
    <xsd:element name="min" type="CT_ValueColorEndPosition" minOccurs="0" maxOccurs="1"/>
    <xsd:element name="mid" type="CT_ValueColorMiddlePosition" minOccurs="0"
maxOccurs="1"/>
    <xsd:element name="max" type="CT_ValueColorEndPosition" minOccurs="0" maxOccurs="1"/>
  </xsd:sequence>
  <xsd:attribute name="count" type="ST_ValueColorPositionCount" use="optional"
default="2"/>
</xsd:complexType>
<xsd:complexType name="CT_DataLabelVisibilities">
  <xsd:attribute name="seriesName" type="xsd:boolean" use="optional"/>
  <xsd:attribute name="categoryName" type="xsd:boolean" use="optional"/>
  <xsd:attribute name="value" type="xsd:boolean" use="optional"/>
</xsd:complexType>
<xsd:complexType name="CT_DataLabel">
  <xsd:sequence>
    <xsd:element name="numFmt" type="CT_NumberFormat" minOccurs="0" maxOccurs="1"/>
    <xsd:element name="spPr" type="a:CT_ShapeProperties" minOccurs="0" maxOccurs="1"/>
    <xsd:element name="txPr" type="a:CT_TextBody" minOccurs="0" maxOccurs="1"/>
    <xsd:element name="visibility" type="CT_DataLabelVisibilities" minOccurs="0"
maxOccurs="1"/>
    <xsd:element name="separator" type="xsd:string" minOccurs="0" maxOccurs="1"/>
    <xsd:element name="extLst" type="CT_ExtensionList" minOccurs="0" maxOccurs="1"/>
  </xsd:sequence>
  <xsd:attribute name="idx" type="xsd:unsignedInt" use="required"/>
  <xsd:attribute name="pos" type="ST_DataLabelPos" use="optional"/>
</xsd:complexType>
<xsd:complexType name="CT_DataLabelHidden">
  <xsd:attribute name="idx" type="xsd:unsignedInt" use="required"/>
</xsd:complexType>
<xsd:complexType name="CT_DataLabels">
  <xsd:sequence>
    <xsd:element name="numFmt" type="CT_NumberFormat" minOccurs="0" maxOccurs="1"/>
    <xsd:element name="spPr" type="a:CT_ShapeProperties" minOccurs="0" maxOccurs="1"/>
    <xsd:element name="txPr" type="a:CT_TextBody" minOccurs="0" maxOccurs="1"/>
    <xsd:element name="visibility" type="CT_DataLabelVisibilities" minOccurs="0"
maxOccurs="1"/>
    <xsd:element name="separator" type="xsd:string" minOccurs="0" maxOccurs="1"/>
    <xsd:element name="dataLabel" type="CT_DataLabel" minOccurs="0" maxOccurs="unbounded"/>
    <xsd:element name="dataLabelHidden" type="CT_DataLabelHidden" minOccurs="0"
maxOccurs="unbounded"/>
    <xsd:element name="extLst" type="CT_ExtensionList" minOccurs="0" maxOccurs="1"/>
  </xsd:sequence>
  <xsd:attribute name="pos" type="ST_DataLabelPos" use="optional"/>
</xsd:complexType>
<xsd:complexType name="CT_Series">
  <xsd:sequence>
    <xsd:element name="tx" type="CT_Text" minOccurs="0" maxOccurs="1"/>

```



```

    <xsd:element name="spPr" type="a:CT_ShapeProperties" minOccurs="0" maxOccurs="1"/>
    <xsd:element name="valueColors" type="CT_ValueColors" minOccurs="0" maxOccurs="1"/>
    <xsd:element name="valueColorPositions" type="CT_ValueColorPositions" minOccurs="0"
maxOccurs="1"/>
    <xsd:element name="dataPt" type="CT_DataPoint" minOccurs="0" maxOccurs="unbounded"/>
    <xsd:element name="dataLabels" type="CT_DataLabels" minOccurs="0" maxOccurs="1"/>
    <xsd:element name="dataId" type="CT_DataId" minOccurs="0" maxOccurs="1"/>
    <xsd:element name="layoutPr" type="CT_SeriesLayoutProperties" minOccurs="0"
maxOccurs="1"/>
    <xsd:element name="axisId" type="ST_AxisId" minOccurs="0" maxOccurs="unbounded"/>
    <xsd:element name="extLst" type="CT_ExtensionList" minOccurs="0" maxOccurs="1"/>
  </xsd:sequence>
  <xsd:attribute name="layoutId" type="ST_SeriesLayout" use="required"/>
  <xsd:attribute name="hidden" type="xsd:boolean" use="optional" default="0"/>
  <xsd:attribute name="ownerIdx" type="xsd:unsignedInt" use="optional"/>
  <xsd:attribute name="uniqueId" type="xsd:string" use="optional"/>
  <xsd:attribute name="formatIdx" type="xsd:unsignedInt" use="optional"/>
</xsd:complexType>
<xsd:complexType name="CT_Legend">
  <xsd:sequence>
    <xsd:element name="spPr" type="a:CT_ShapeProperties" minOccurs="0" maxOccurs="1"/>
    <xsd:element name="txPr" type="a:CT_TextBody" minOccurs="0" maxOccurs="1"/>
    <xsd:element name="extLst" type="CT_ExtensionList" minOccurs="0" maxOccurs="1"/>
  </xsd:sequence>
  <xsd:attribute name="pos" type="ST_SidePos" use="optional" default="r"/>
  <xsd:attribute name="align" type="ST_PosAlign" use="optional" default="ctr"/>
  <xsd:attribute name="overlay" type="xsd:boolean" use="optional" default="0"/>
</xsd:complexType>
<xsd:complexType name="CT_PlotSurface">
  <xsd:sequence>
    <xsd:element name="spPr" type="a:CT_ShapeProperties" minOccurs="0" maxOccurs="1"/>
    <xsd:element name="extLst" type="CT_ExtensionList" minOccurs="0" maxOccurs="1"/>
  </xsd:sequence>
</xsd:complexType>
<xsd:complexType name="CT_PlotAreaRegion">
  <xsd:sequence>
    <xsd:element name="plotSurface" type="CT_PlotSurface" minOccurs="0" maxOccurs="1"/>
    <xsd:element name="series" type="CT_Series" minOccurs="0" maxOccurs="unbounded"/>
    <xsd:element name="extLst" type="CT_ExtensionList" minOccurs="0" maxOccurs="1"/>
  </xsd:sequence>
</xsd:complexType>
<xsd:complexType name="CT_PlotArea">
  <xsd:sequence>
    <xsd:element name="plotAreaRegion" type="CT_PlotAreaRegion" minOccurs="1"
maxOccurs="1"/>
    <xsd:element name="axis" type="CT_Axis" minOccurs="0" maxOccurs="unbounded"/>
    <xsd:element name="spPr" type="a:CT_ShapeProperties" minOccurs="0" maxOccurs="1"/>
    <xsd:element name="extLst" type="CT_ExtensionList" minOccurs="0" maxOccurs="1"/>
  </xsd:sequence>
</xsd:complexType>
<xsd:complexType name="CT_Chart">
  <xsd:sequence>
    <xsd:element name="title" type="CT_ChartTitle" minOccurs="0" maxOccurs="1"/>
    <xsd:element name="plotArea" type="CT_PlotArea" minOccurs="1" maxOccurs="1"/>
    <xsd:element name="legend" type="CT_Legend" minOccurs="0" maxOccurs="1"/>
    <xsd:element name="extLst" type="CT_ExtensionList" minOccurs="0" maxOccurs="1"/>
  </xsd:sequence>
</xsd:complexType>
<xsd:complexType name="CT_FormatOverride">
  <xsd:sequence>
    <xsd:element name="spPr" type="a:CT_ShapeProperties" minOccurs="0" maxOccurs="1"/>
    <xsd:element name="extLst" type="CT_ExtensionList" minOccurs="0" maxOccurs="1"/>
  </xsd:sequence>
  <xsd:attribute name="idx" type="xsd:unsignedInt" use="required"/>
</xsd:complexType>
<xsd:complexType name="CT_FormatOverrides">
  <xsd:sequence>
    <xsd:element name="fmtOvr" type="CT_FormatOverride" minOccurs="0"
maxOccurs="unbounded"/>

```

```

    </xsd:sequence>
</xsd:complexType>
<xsd:complexType name="CT_HeaderFooter">
  <xsd:sequence>
    <xsd:element name="oddHeader" type="xsd:string" minOccurs="0" maxOccurs="1"/>
    <xsd:element name="oddFooter" type="xsd:string" minOccurs="0" maxOccurs="1"/>
    <xsd:element name="evenHeader" type="xsd:string" minOccurs="0" maxOccurs="1"/>
    <xsd:element name="evenFooter" type="xsd:string" minOccurs="0" maxOccurs="1"/>
    <xsd:element name="firstHeader" type="xsd:string" minOccurs="0" maxOccurs="1"/>
    <xsd:element name="firstFooter" type="xsd:string" minOccurs="0" maxOccurs="1"/>
  </xsd:sequence>
  <xsd:attribute name="alignWithMargins" type="xsd:boolean" use="optional" default="true"/>
  <xsd:attribute name="differentOddEven" type="xsd:boolean" use="optional"
default="false"/>
  <xsd:attribute name="differentFirst" type="xsd:boolean" use="optional" default="false"/>
</xsd:complexType>
<xsd:complexType name="CT_PageMargins">
  <xsd:attribute name="l" type="xsd:double" use="required"/>
  <xsd:attribute name="r" type="xsd:double" use="required"/>
  <xsd:attribute name="t" type="xsd:double" use="required"/>
  <xsd:attribute name="b" type="xsd:double" use="required"/>
  <xsd:attribute name="header" type="xsd:double" use="required"/>
  <xsd:attribute name="footer" type="xsd:double" use="required"/>
</xsd:complexType>
<xsd:simpleType name="ST_PageOrientation">
  <xsd:restriction base="xsd:string">
    <xsd:enumeration value="default"/>
    <xsd:enumeration value="portrait"/>
    <xsd:enumeration value="landscape"/>
  </xsd:restriction>
</xsd:simpleType>
<xsd:complexType name="CT_PageSetup">
  <xsd:attribute name="paperSize" type="xsd:unsignedInt" use="optional" default="1"/>
  <xsd:attribute name="firstPageNumber" type="xsd:unsignedInt" use="optional" default="1"/>
  <xsd:attribute name="orientation" type="ST_PageOrientation" use="optional"
default="default"/>
  <xsd:attribute name="blackAndWhite" type="xsd:boolean" use="optional" default="false"/>
  <xsd:attribute name="draft" type="xsd:boolean" use="optional" default="false"/>
  <xsd:attribute name="useFirstPageNumber" type="xsd:boolean" use="optional"
default="false"/>
  <xsd:attribute name="horizontalDpi" type="xsd:int" use="optional" default="600"/>
  <xsd:attribute name="verticalDpi" type="xsd:int" use="optional" default="600"/>
  <xsd:attribute name="copies" type="xsd:unsignedInt" use="optional" default="1"/>
</xsd:complexType>
<xsd:complexType name="CT_PrintSettings">
  <xsd:sequence>
    <xsd:element name="headerFooter" type="CT_HeaderFooter" minOccurs="0" maxOccurs="1"/>
    <xsd:element name="pageMargins" type="CT_PageMargins" minOccurs="0" maxOccurs="1"/>
    <xsd:element name="pageSetup" type="CT_PageSetup" minOccurs="0" maxOccurs="1"/>
  </xsd:sequence>
</xsd:complexType>
<xsd:complexType name="CT_ChartSpace">
  <xsd:sequence>
    <xsd:element name="chartData" type="CT_ChartData" minOccurs="1" maxOccurs="1"/>
    <xsd:element name="chart" type="CT_Chart" minOccurs="1" maxOccurs="1"/>
    <xsd:element name="spPr" type="a:CT_ShapeProperties" minOccurs="0" maxOccurs="1"/>
    <xsd:element name="txPr" type="a:CT_TextBody" minOccurs="0" maxOccurs="1"/>
    <xsd:element name="clrMapOvr" type="a:CT_ColorMapping" minOccurs="0" maxOccurs="1"/>
    <xsd:element name="fmtOvrs" type="CT_FormatOverrides" minOccurs="0" maxOccurs="1"/>
    <xsd:element name="printSettings" type="CT_PrintSettings" minOccurs="0" maxOccurs="1"/>
    <xsd:element name="extLst" type="CT_ExtensionList" minOccurs="0" maxOccurs="1"/>
  </xsd:sequence>
</xsd:complexType>
<xsd:element name="chartSpace" type="CT_ChartSpace"/>
<xsd:element name="chart" type="CT_RelId"/>
</xsd:schema>

```

## 5.23 http://schemas.microsoft.com/office/drawing/2014/main Schema

```
<xsd:schema targetNamespace="http://schemas.microsoft.com/office/drawing/2014/main"
xmlns="http://schemas.microsoft.com/office/drawing/2014/main"
xmlns:a="http://schemas.openxmlformats.org/drawingml/2006/main"
elementFormDefault="qualified" xmlns:xsd="http://www.w3.org/2001/XMLSchema">
  <xsd:import schemaLocation="oartbasetypes.xsd"
namespace="http://schemas.openxmlformats.org/drawingml/2006/main"/>
  <xsd:complexType name="CT_CreationId">
    <xsd:attribute name="id" type="a:ST_Guid" use="optional"/>
  </xsd:complexType>
  <xsd:complexType name="CT_PredecessorDrawingElementReference">
    <xsd:attribute name="pred" type="a:ST_Guid" use="optional"/>
  </xsd:complexType>
  <xsd:complexType name="CT_ConnectableReferences">
    <xsd:attribute name="st" type="a:ST_Guid" use="optional"/>
    <xsd:attribute name="end" type="a:ST_Guid" use="optional"/>
  </xsd:complexType>
  <xsd:element name="creationId" type="CT_CreationId"/>
  <xsd:element name="predDERef" type="CT_PredecessorDrawingElementReference"/>
  <xsd:element name="cxnDERefs" type="CT_ConnectableReferences"/>
  <xsd:complexType name="CT_Identifier">
    <xsd:attribute name="val" type="xsd:unsignedInt" use="required"/>
  </xsd:complexType>
  <xsd:element name="rowId" type="CT_Identifier"/>
  <xsd:element name="colId" type="CT_Identifier"/>
</xsd:schema>
```

## 5.24 http://schemas.microsoft.com/office/drawing/2016/SVG/main Schema

```
<xsd:schema targetNamespace="http://schemas.microsoft.com/office/drawing/2016/SVG/main"
elementFormDefault="qualified"
xmlns:r="http://schemas.openxmlformats.org/officeDocument/2006/relationships"
xmlns:xsd="http://www.w3.org/2001/XMLSchema"
xmlns="http://schemas.microsoft.com/office/drawing/2016/SVG/main"
xmlns:a="http://schemas.openxmlformats.org/drawingml/2006/main">
  <xsd:import schemaLocation="oartbasetypes.xsd"
namespace="http://schemas.openxmlformats.org/drawingml/2006/main"/>
  <xsd:import schemaLocation="orel.xsd"
namespace="http://schemas.openxmlformats.org/officeDocument/2006/relationships"/>
  <xsd:complexType name="CT_SVGBlip">
    <xsd:attributeGroup ref="a:AG_Blob"/>
  </xsd:complexType>
  <xsd:element name="svgBlip" type="CT_SVGBlip"/>
</xsd:schema>
```

## 5.25 http://schemas.microsoft.com/office/drawing/2016/11/main Schema

```
<xsd:schema targetNamespace="http://schemas.microsoft.com/office/drawing/2016/11/main"
elementFormDefault="qualified" xmlns:xsd="http://www.w3.org/2001/XMLSchema"
xmlns:r="http://schemas.openxmlformats.org/officeDocument/2006/relationships"
xmlns:a="http://schemas.openxmlformats.org/drawingml/2006/main"
xmlns="http://schemas.microsoft.com/office/drawing/2016/11/main">
  <xsd:import schemaLocation="orel.xsd"
namespace="http://schemas.openxmlformats.org/officeDocument/2006/relationships"/>
  <xsd:complexType name="CT_PictureAttributionSourceURL">
    <xsd:attribute ref="r:id" use="required"/>
  </xsd:complexType>
  <xsd:element name="picAttrSrcUrl" type="CT_PictureAttributionSourceURL"/>
</xsd:schema>
```

## 5.26 http://schemas.microsoft.com/office/drawing/2016/11/diagram Schema

```
<xsd:schema targetNamespace="http://schemas.microsoft.com/office/drawing/2016/11/diagram"
xmlns="http://schemas.microsoft.com/office/drawing/2016/11/diagram"
xmlns:dgm="http://schemas.openxmlformats.org/drawingml/2006/diagram"
xmlns:a="http://schemas.openxmlformats.org/drawingml/2006/main"
xmlns:xsd="http://www.w3.org/2001/XMLSchema" elementFormDefault="qualified"
attributeFormDefault="unqualified">
  <xsd:import schemaLocation="igxtypes.xsd"
namespace="http://schemas.openxmlformats.org/drawingml/2006/diagram"/>
  <xsd:import schemaLocation="oarttxbullet.xsd"
namespace="http://schemas.openxmlformats.org/drawingml/2006/main"/>
  <xsd:simpleType name="ST_StorageType">
    <xsd:restriction base="xsd:token">
      <xsd:enumeration value="sibTrans"/>
      <xsd:enumeration value="parTrans"/>
    </xsd:restriction>
  </xsd:simpleType>
  <xsd:complexType name="CT_DiagramAutoBullet">
    <xsd:group ref="a:EG_TextBullet" minOccurs="1" maxOccurs="1"/>
    <xsd:attribute name="prefix" type="xsd:string" use="optional"/>
    <xsd:attribute name="leadZeros" type="xsd:boolean" use="optional"/>
  </xsd:complexType>
  <xsd:complexType name="CT_NumberDiagramInfo">
    <xsd:sequence>
      <xsd:element name="buPr" type="CT_DiagramAutoBullet" minOccurs="1" maxOccurs="1"/>
    </xsd:sequence>
    <xsd:attribute name="lvl" type="xsd:unsignedInt" use="required"/>
    <xsd:attribute name="ptType" type="ST_StorageType" use="required"/>
  </xsd:complexType>
  <xsd:complexType name="CT_NumberDiagramInfoList">
    <xsd:sequence>
      <xsd:element name="autoBuNodeInfo" type="CT_NumberDiagramInfo" minOccurs="0"
maxOccurs="unbounded"/>
    </xsd:sequence>
  </xsd:complexType>
  <xsd:element name="autoBuNodeInfoLst" type="CT_NumberDiagramInfoList"/>
</xsd:schema>
```

## 5.27 http://schemas.microsoft.com/office/drawing/2013/main/command Schema

```
<xsd:schema elementFormDefault="qualified"
targetNamespace="http://schemas.microsoft.com/office/drawing/2013/main/command"
xmlns="http://schemas.microsoft.com/office/drawing/2013/main/command"
xmlns:ac="http://schemas.microsoft.com/office/drawing/2013/main/command"
xmlns:a="http://schemas.openxmlformats.org/drawingml/2006/main"
xmlns:r="http://schemas.openxmlformats.org/officeDocument/2006/relationships"
xmlns:xsd="http://www.w3.org/2001/XMLSchema" xmlns:inkml="http://www.w3.org/2003/InkML">
  <xsd:import schemaLocation="oartbasetypes.xsd"
namespace="http://schemas.openxmlformats.org/drawingml/2006/main"/>
  <xsd:attributeGroup name="AG_DrawingElementId">
    <xsd:attribute name="id" type="a:ST_DrawingElementId" use="required"/>
    <xsd:attribute name="creationId" type="a:ST_Guid" use="optional"/>
  </xsd:attributeGroup>
  <xsd:complexType name="CT_ShapeMoniker">
    <xsd:attributeGroup ref="AG_DrawingElementId"/>
  </xsd:complexType>
  <xsd:complexType name="CT_GroupShapeMoniker">
    <xsd:attributeGroup ref="AG_DrawingElementId"/>
  </xsd:complexType>
  <xsd:complexType name="CT_GraphicFrameMoniker">
    <xsd:attributeGroup ref="AG_DrawingElementId"/>
  </xsd:complexType>
  <xsd:complexType name="CT_ConnectorMoniker">
    <xsd:attributeGroup ref="AG_DrawingElementId"/>
  </xsd:complexType>
  <xsd:complexType name="CT_PictureMoniker">
```

```

    <xsd:attributeGroup ref="AG_DrawingElementId"/>
  </xsd:complexType>
  <xsd:complexType name="CT_InkMoniker">
    <xsd:attributeGroup ref="AG_DrawingElementId"/>
  </xsd:complexType>
  <xsd:complexType name="CT_TextCharRangeContext">
    <xsd:attribute name="len" type="xsd:unsignedInt" use="optional" default="0"/>
    <xsd:attribute name="hash" type="xsd:unsignedInt" use="required"/>
  </xsd:complexType>
  <xsd:complexType name="CT_TextCharRangeMoniker">
    <xsd:sequence>
      <xsd:element name="context" type="CT_TextCharRangeContext" minOccurs="0"
maxOccurs="1"/>
    </xsd:sequence>
    <xsd:attribute name="cp" type="xsd:int" use="required"/>
    <xsd:attribute name="len" type="xsd:int" use="optional" default="0"/>
  </xsd:complexType>
  <xsd:complexType name="CT_DrawingElementMonikerList">
    <xsd:sequence>
      <xsd:any minOccurs="0" maxOccurs="unbounded"/>
    </xsd:sequence>
  </xsd:complexType>
  <xsd:element name="deMkLst" type="CT_DrawingElementMonikerList"/>
  <xsd:complexType name="CT_ShapeMonikerList">
    <xsd:sequence>
      <xsd:any minOccurs="0" maxOccurs="unbounded"/>
    </xsd:sequence>
  </xsd:complexType>
  <xsd:element name="spMkLst" type="CT_ShapeMonikerList"/>
  <xsd:complexType name="CT_GroupShapeMonikerList">
    <xsd:sequence>
      <xsd:any minOccurs="0" maxOccurs="unbounded"/>
    </xsd:sequence>
  </xsd:complexType>
  <xsd:element name="grpSpMkLst" type="CT_GroupShapeMonikerList"/>
  <xsd:complexType name="CT_GraphicFrameMonikerList">
    <xsd:sequence>
      <xsd:any minOccurs="0" maxOccurs="unbounded"/>
    </xsd:sequence>
  </xsd:complexType>
  <xsd:element name="graphicFrameMkLst" type="CT_GraphicFrameMonikerList"/>
  <xsd:complexType name="CT_ConnectorMonikerList">
    <xsd:sequence>
      <xsd:any minOccurs="0" maxOccurs="unbounded"/>
    </xsd:sequence>
  </xsd:complexType>
  <xsd:element name="cxnSpMkLst" type="CT_ConnectorMonikerList"/>
  <xsd:complexType name="CT_PictureMonikerList">
    <xsd:sequence>
      <xsd:any minOccurs="0" maxOccurs="unbounded"/>
    </xsd:sequence>
  </xsd:complexType>
  <xsd:element name="picMkLst" type="CT_PictureMonikerList"/>
  <xsd:complexType name="CT_InkMonikerList">
    <xsd:sequence>
      <xsd:any minOccurs="0" maxOccurs="unbounded"/>
    </xsd:sequence>
  </xsd:complexType>
  <xsd:element name="inkMkLst" type="CT_InkMonikerList"/>
  <xsd:complexType name="CT_TextCharRangeMonikerList">
    <xsd:sequence>
      <xsd:any minOccurs="0" maxOccurs="unbounded"/>
    </xsd:sequence>
  </xsd:complexType>
  <xsd:element name="txMkLst" type="CT_TextCharRangeMonikerList"/>
  <xsd:attributeGroup name="AG_ChangesUser">
    <xsd:attribute name="name" type="xsd:string" use="optional"/>
    <xsd:attribute name="userId" type="xsd:string" use="optional"/>
    <xsd:attribute name="providerId" type="xsd:string" use="optional"/>
  </xsd:attributeGroup>

```

```

        <xsd:attribute name="cId" type="xsd:string" use="optional"/>
        <xsd:attribute name="email" type="xsd:string" use="optional"/>
    </xsd:attributeGroup>
    <xsd:attributeGroup name="AG_ChangesVersion">
        <xsd:attribute name="dt" type="xsd:dateTime" use="optional"/>
        <xsd:attribute name="v" type="xsd:unsignedInt" use="optional"/>
        <xsd:attribute name="id" type="a:ST_Guid" use="optional"/>
    </xsd:attributeGroup>
    <xsd:complexType name="CT_ChangesData">
        <xsd:sequence>
            <xsd:element name="extLst" type="a:CT_OfficeArtExtensionList" minOccurs="0"
maxOccurs="1"/>
        </xsd:sequence>
        <xsd:attributeGroup ref="AG_ChangesUser"/>
        <xsd:attributeGroup ref="AG_ChangesVersion"/>
        <xsd:attribute name="actId" type="xsd:int" use="optional"/>
    </xsd:complexType>
    <xsd:simpleType name="ST_ShapeChangeBit">
        <xsd:restriction base="xsd:token">
            <xsd:enumeration value="add"/>
            <xsd:enumeration value="del"/>
            <xsd:enumeration value="mod"/>
            <xsd:enumeration value="ord"/>
            <xsd:enumeration value="topLvl"/>
            <xsd:enumeration value="modVis"/>
            <xsd:enumeration value="replST"/>
            <xsd:enumeration value="delST"/>
            <xsd:enumeration value="replId"/>
            <xsd:enumeration value="modCrop"/>
        </xsd:restriction>
    </xsd:simpleType>
    <xsd:simpleType name="ST_ShapeChangesBits">
        <xsd:list itemType="ST_ShapeChangeBit"/>
    </xsd:simpleType>
    <xsd:complexType name="CT_ShapeChanges">
        <xsd:sequence>
            <xsd:element name="chgData" type="CT_ChangesData" minOccurs="0" maxOccurs="1"/>
            <xsd:element name="spMkLst" type="CT_ShapeMonikerList" minOccurs="1" maxOccurs="1"/>
            <xsd:element name="extLst" type="a:CT_OfficeArtExtensionList" minOccurs="0"
maxOccurs="1"/>
        </xsd:sequence>
        <xsd:attribute name="chg" type="ST_ShapeChangesBits" use="required"/>
    </xsd:complexType>
    <xsd:simpleType name="ST_GroupShapeChangeBit">
        <xsd:restriction base="xsd:token">
            <xsd:enumeration value="add"/>
            <xsd:enumeration value="del"/>
            <xsd:enumeration value="mod"/>
            <xsd:enumeration value="ord"/>
            <xsd:enumeration value="topLvl"/>
            <xsd:enumeration value="modVis"/>
            <xsd:enumeration value="replST"/>
            <xsd:enumeration value="delST"/>
            <xsd:enumeration value="replId"/>
        </xsd:restriction>
    </xsd:simpleType>
    <xsd:simpleType name="ST_GroupShapeChangesBits">
        <xsd:list itemType="ST_GroupShapeChangeBit"/>
    </xsd:simpleType>
    <xsd:complexType name="CT_GroupShapeChanges">
        <xsd:sequence>
            <xsd:element name="chgData" type="CT_ChangesData" minOccurs="0" maxOccurs="1"/>
            <xsd:element name="grpSpMkLst" type="CT_GroupShapeMonikerList" minOccurs="1"
maxOccurs="1"/>
            <xsd:element name="extLst" type="a:CT_OfficeArtExtensionList" minOccurs="0"
maxOccurs="1"/>
        </xsd:sequence>
        <xsd:attribute name="chg" type="ST_GroupShapeChangesBits" use="required"/>
    </xsd:complexType>

```

```

<xsd:simpleType name="ST_ConnectorChangeBit">
  <xsd:restriction base="xsd:token">
    <xsd:enumeration value="add"/>
    <xsd:enumeration value="del"/>
    <xsd:enumeration value="mod"/>
    <xsd:enumeration value="ord"/>
    <xsd:enumeration value="topLvl"/>
    <xsd:enumeration value="modVis"/>
    <xsd:enumeration value="replST"/>
    <xsd:enumeration value="delST"/>
    <xsd:enumeration value="replId"/>
  </xsd:restriction>
</xsd:simpleType>
<xsd:simpleType name="ST_ConnectorChangesBits">
  <xsd:list itemType="ST_ConnectorChangeBit"/>
</xsd:simpleType>
<xsd:complexType name="CT_ConnectorChanges">
  <xsd:sequence>
    <xsd:element name="chgData" type="CT_ChangesData" minOccurs="0" maxOccurs="1"/>
    <xsd:element name="cxnSpMkLst" type="CT_ConnectorMonikerList" minOccurs="1"
maxOccurs="1"/>
    <xsd:element name="extLst" type="a:CT_OfficeArtExtensionList" minOccurs="0"
maxOccurs="1"/>
  </xsd:sequence>
  <xsd:attribute name="chg" type="ST_ConnectorChangesBits" use="required"/>
</xsd:complexType>
<xsd:simpleType name="ST_PictureChangeBit">
  <xsd:restriction base="xsd:token">
    <xsd:enumeration value="add"/>
    <xsd:enumeration value="del"/>
    <xsd:enumeration value="mod"/>
    <xsd:enumeration value="ord"/>
    <xsd:enumeration value="topLvl"/>
    <xsd:enumeration value="modVis"/>
    <xsd:enumeration value="replST"/>
    <xsd:enumeration value="delST"/>
    <xsd:enumeration value="replId"/>
    <xsd:enumeration value="modCrop"/>
  </xsd:restriction>
</xsd:simpleType>
<xsd:simpleType name="ST_PictureChangesBits">
  <xsd:list itemType="ST_PictureChangeBit"/>
</xsd:simpleType>
<xsd:complexType name="CT_PictureChanges">
  <xsd:sequence>
    <xsd:element name="chgData" type="CT_ChangesData" minOccurs="0" maxOccurs="1"/>
    <xsd:element name="picMkLst" type="CT_PictureMonikerList" minOccurs="1" maxOccurs="1"/>
    <xsd:element name="extLst" type="a:CT_OfficeArtExtensionList" minOccurs="0"
maxOccurs="1"/>
  </xsd:sequence>
  <xsd:attribute name="chg" type="ST_PictureChangesBits" use="required"/>
</xsd:complexType>
<xsd:simpleType name="ST_InkChangeBit">
  <xsd:restriction base="xsd:token">
    <xsd:enumeration value="add"/>
    <xsd:enumeration value="del"/>
    <xsd:enumeration value="mod"/>
    <xsd:enumeration value="ord"/>
    <xsd:enumeration value="topLvl"/>
    <xsd:enumeration value="modVis"/>
    <xsd:enumeration value="replST"/>
    <xsd:enumeration value="delST"/>
    <xsd:enumeration value="replId"/>
    <xsd:enumeration value="reco"/>
    <xsd:enumeration value="modStrokes"/>
  </xsd:restriction>
</xsd:simpleType>
<xsd:simpleType name="ST_InkChangesBits">
  <xsd:list itemType="ST_InkChangeBit"/>

```

```

</xsd:simpleType>
<xsd:complexType name="CT_InkChanges">
  <xsd:sequence>
    <xsd:element name="chgData" type="CT_ChangesData" minOccurs="0" maxOccurs="1"/>
    <xsd:element name="inkMkLst" type="CT_InkMonikerList" minOccurs="1" maxOccurs="1"/>
    <xsd:element name="extLst" type="a:CT_OfficeArtExtensionList" minOccurs="0"
maxOccurs="1"/>
  </xsd:sequence>
  <xsd:attribute name="chg" type="ST_InkChangesBits" use="required"/>
</xsd:complexType>
<xsd:simpleType name="ST_GraphicFrameChangeBit">
  <xsd:restriction base="xsd:token">
    <xsd:enumeration value="add"/>
    <xsd:enumeration value="del"/>
    <xsd:enumeration value="mod"/>
    <xsd:enumeration value="ord"/>
    <xsd:enumeration value="topLvl"/>
    <xsd:enumeration value="modVis"/>
    <xsd:enumeration value="replST"/>
    <xsd:enumeration value="delST"/>
    <xsd:enumeration value="replId"/>
    <xsd:enumeration value="modGraphic"/>
  </xsd:restriction>
</xsd:simpleType>
<xsd:simpleType name="ST_GraphicFrameChangesBits">
  <xsd:list itemType="ST_GraphicFrameChangeBit"/>
</xsd:simpleType>
<xsd:complexType name="CT_GraphicFrameChanges">
  <xsd:sequence>
    <xsd:element name="chgData" type="CT_ChangesData" minOccurs="0" maxOccurs="1"/>
    <xsd:element name="graphicFrameMkLst" type="CT_GraphicFrameMonikerList" minOccurs="1"
maxOccurs="1"/>
    <xsd:element name="extLst" type="a:CT_OfficeArtExtensionList" minOccurs="0"
maxOccurs="1"/>
  </xsd:sequence>
  <xsd:attribute name="chg" type="ST_GraphicFrameChangesBits" use="required"/>
</xsd:complexType>
</xsd:schema>

```

## 5.28 <http://schemas.microsoft.com/office/drawing/2016/ink> Schema

```

<xsd:schema elementFormDefault="qualified"
targetNamespace="http://schemas.microsoft.com/office/drawing/2016/ink"
xmlns="http://schemas.microsoft.com/office/drawing/2016/ink"
xmlns:xsd="http://www.w3.org/2001/XMLSchema">
  <xsd:simpleType name="ST_ExtendedBrushPropertyName">
    <xsd:restriction base="xsd:string">
      <xsd:enumeration value="inkEffects"/>
      <xsd:enumeration value="anchorX"/>
      <xsd:enumeration value="anchorY"/>
      <xsd:enumeration value="scaleFactor"/>
    </xsd:restriction>
  </xsd:simpleType>
  <xsd:simpleType name="ST_InkEffectsType">
    <xsd:restriction base="xsd:string">
      <xsd:enumeration value="none"/>
      <xsd:enumeration value="pencil"/>
      <xsd:enumeration value="rainbow"/>
      <xsd:enumeration value="galaxy"/>
      <xsd:enumeration value="gold"/>
      <xsd:enumeration value="silver"/>
      <xsd:enumeration value="lava"/>
      <xsd:enumeration value="ocean"/>
      <xsd:enumeration value="rosegold"/>
      <xsd:enumeration value="bronze"/>
    </xsd:restriction>
  </xsd:simpleType>

```



</xsd:schema>

## 5.29 http://schemas.microsoft.com/office/drawing/2017/model3d Schema

```
<xsd:schema targetNamespace="http://schemas.microsoft.com/office/drawing/2017/model3d"
elementFormDefault="qualified" attributeFormDefault="unqualified"
xmlns="http://schemas.microsoft.com/office/drawing/2017/model3d"
xmlns:a1611="http://schemas.microsoft.com/office/drawing/2016/11/main"
xmlns:am3d="http://schemas.microsoft.com/office/drawing/2017/model3d"
xmlns:a3danim="http://schemas.microsoft.com/office/drawing/2018/animation/model3d"
xmlns:r="http://schemas.openxmlformats.org/officeDocument/2006/relationships"
xmlns:a="http://schemas.openxmlformats.org/drawingml/2006/main"
xmlns:xsd="http://www.w3.org/2001/XMLSchema">
  <xsd:import schemaLocation="oart16BlipExtensions.xsd"
namespace="http://schemas.microsoft.com/office/drawing/2016/11/main"/>
  <xsd:import schemaLocation="oartbasetypes.xsd"
namespace="http://schemas.openxmlformats.org/drawingml/2006/main"/>
  <xsd:import schemaLocation="oartspproperties.xsd"
namespace="http://schemas.openxmlformats.org/drawingml/2006/main"/>
  <xsd:import schemaLocation="oartPlay3D.xsd"
namespace="http://schemas.microsoft.com/office/drawing/2018/animation/model3d"/>
  <xsd:import schemaLocation="orel.xsd"
namespace="http://schemas.openxmlformats.org/officeDocument/2006/relationships"/>
  <xsd:complexType name="CT_PositiveRatio">
    <xsd:attribute name="n" type="xsd:unsignedLong" use="required"/>
    <xsd:attribute name="d" type="xsd:unsignedLong" use="required"/>
  </xsd:complexType>
  <xsd:complexType name="CT_Rotate3D">
    <xsd:attribute name="ax" type="a:ST_Angle" use="optional" default="0"/>
    <xsd:attribute name="ay" type="a:ST_Angle" use="optional" default="0"/>
    <xsd:attribute name="az" type="a:ST_Angle" use="optional" default="0"/>
  </xsd:complexType>
  <xsd:complexType name="CT_Scale3D">
    <xsd:sequence>
      <xsd:element name="sx" type="a:CT_Ratio" minOccurs="1" maxOccurs="1"/>
      <xsd:element name="sy" type="a:CT_Ratio" minOccurs="1" maxOccurs="1"/>
      <xsd:element name="sz" type="a:CT_Ratio" minOccurs="1" maxOccurs="1"/>
    </xsd:sequence>
  </xsd:complexType>
  <xsd:complexType name="CT_Model3DTransform">
    <xsd:sequence>
      <xsd:element name="meterPerModelUnit" type="CT_PositiveRatio" minOccurs="0"
maxOccurs="1"/>
      <xsd:element name="preTrans" type="a:CT_Vector3D" minOccurs="0" maxOccurs="1"/>
      <xsd:element name="scale" type="CT_Scale3D" minOccurs="0" maxOccurs="1"/>
      <xsd:element name="rot" type="CT_Rotate3D" minOccurs="0" maxOccurs="1"/>
      <xsd:element name="postTrans" type="a:CT_Vector3D" minOccurs="0" maxOccurs="1"/>
      <xsd:element name="extLst" type="a:CT_OfficeArtExtensionList" minOccurs="0"
maxOccurs="1"/>
    </xsd:sequence>
  </xsd:complexType>
  <xsd:complexType name="CT_OrthographicProjection">
    <xsd:sequence>
      <xsd:element name="sz" type="CT_PositiveRatio" minOccurs="1" maxOccurs="1"/>
      <xsd:element name="extLst" type="a:CT_OfficeArtExtensionList" minOccurs="0"
maxOccurs="1"/>
    </xsd:sequence>
  </xsd:complexType>
  <xsd:complexType name="CT_PerspectiveProjection">
    <xsd:sequence>
      <xsd:element name="extLst" type="a:CT_OfficeArtExtensionList" minOccurs="0"
maxOccurs="1"/>
    </xsd:sequence>
    <xsd:attribute name="fov" type="a:ST_FOVAngle" use="required"/>
  </xsd:complexType>
  <xsd:complexType name="CT_Model3DCamera">
    <xsd:sequence>
```

```

    <xsd:element name="pos" type="a:CT_Point3D" minOccurs="1" maxOccurs="1"/>
    <xsd:element name="up" type="a:CT_Vector3D" minOccurs="1" maxOccurs="1"/>
    <xsd:element name="lookAt" type="a:CT_Point3D" minOccurs="1" maxOccurs="1"/>
    <xsd:choice minOccurs="1" maxOccurs="1">
      <xsd:element name="orthographic" type="CT_OrthographicProjection"/>
      <xsd:element name="perspective" type="CT_PerspectiveProjection"/>
    </xsd:choice>
    <xsd:element name="extLst" type="a:CT_OfficeArtExtensionList" minOccurs="0"
maxOccurs="1"/>
  </xsd:sequence>
</xsd:complexType>
<xsd:complexType name="CT_Model3DRaster">
  <xsd:sequence>
    <xsd:element name="blip" type="a:CT_Blip" minOccurs="0" maxOccurs="1"/>
  </xsd:sequence>
  <xsd:attribute name="rName" type="xsd:string" use="required"/>
  <xsd:attribute name="rVer" type="xsd:string" use="required"/>
</xsd:complexType>
<xsd:complexType name="CT_ObjectViewport">
  <xsd:sequence>
    <xsd:element name="extLst" type="a:CT_OfficeArtExtensionList" minOccurs="0"
maxOccurs="1"/>
  </xsd:sequence>
  <xsd:attribute name="viewportSz" type="a:ST_PositiveCoordinate" use="required"/>
</xsd:complexType>
<xsd:complexType name="CT_WindowViewport">
  <xsd:sequence>
    <xsd:element name="extLst" type="a:CT_OfficeArtExtensionList" minOccurs="0"
maxOccurs="1"/>
  </xsd:sequence>
</xsd:complexType>
<xsd:complexType name="CT_AmbientLight">
  <xsd:sequence>
    <xsd:element name="clr" type="a:CT_Color" minOccurs="1" maxOccurs="1"/>
    <xsd:element name="illuminance" type="CT_PositiveRatio" minOccurs="1" maxOccurs="1"/>
    <xsd:element name="extLst" type="a:CT_OfficeArtExtensionList" minOccurs="0"
maxOccurs="1"/>
  </xsd:sequence>
  <xsd:attribute name="enabled" type="xsd:boolean" use="optional" default="true"/>
</xsd:complexType>
<xsd:complexType name="CT_PointLight">
  <xsd:sequence>
    <xsd:element name="clr" type="a:CT_Color" minOccurs="1" maxOccurs="1"/>
    <xsd:element name="intensity" type="CT_PositiveRatio" minOccurs="1" maxOccurs="1"/>
    <xsd:element name="pos" type="a:CT_Point3D" minOccurs="1" maxOccurs="1"/>
    <xsd:element name="extLst" type="a:CT_OfficeArtExtensionList" minOccurs="0"
maxOccurs="1"/>
  </xsd:sequence>
  <xsd:attribute name="enabled" type="xsd:boolean" use="optional" default="true"/>
  <xsd:attribute name="rad" type="a:ST_PositiveCoordinate" use="required"/>
</xsd:complexType>
<xsd:complexType name="CT_SpotLight">
  <xsd:sequence>
    <xsd:element name="clr" type="a:CT_Color" minOccurs="1" maxOccurs="1"/>
    <xsd:element name="intensity" type="CT_PositiveRatio" minOccurs="1" maxOccurs="1"/>
    <xsd:element name="pos" type="a:CT_Point3D" minOccurs="1" maxOccurs="1"/>
    <xsd:element name="lookAt" type="a:CT_Point3D" minOccurs="1" maxOccurs="1"/>
    <xsd:element name="extLst" type="a:CT_OfficeArtExtensionList" minOccurs="0"
maxOccurs="1"/>
  </xsd:sequence>
  <xsd:attribute name="enabled" type="xsd:boolean" use="optional" default="true"/>
  <xsd:attribute name="rad" type="a:ST_PositiveCoordinate" use="required"/>
  <xsd:attribute name="spotAng" type="a:ST_FOVAngle" use="required"/>
</xsd:complexType>
<xsd:simpleType name="ST_AngularRadius">
  <xsd:restriction base="a:ST_Angle">
    <xsd:minInclusive value="0"/>
    <xsd:maxInclusive value="5400000"/>
  </xsd:restriction>

```

```

</xsd:simpleType>
<xsd:complexType name="CT_DirectionalLight">
  <xsd:sequence>
    <xsd:element name="clr" type="a:CT_Color" minOccurs="1" maxOccurs="1"/>
    <xsd:element name="illuminance" type="CT_PositiveRatio" minOccurs="1" maxOccurs="1"/>
    <xsd:element name="pos" type="a:CT_Point3D" minOccurs="1" maxOccurs="1"/>
    <xsd:element name="lookAt" type="a:CT_Point3D" minOccurs="1" maxOccurs="1"/>
    <xsd:element name="extLst" type="a:CT_OfficeArtExtensionList" minOccurs="0"
maxOccurs="1"/>
  </xsd:sequence>
  <xsd:attribute name="enabled" type="xsd:boolean" use="optional" default="true"/>
  <xsd:attribute name="angularRad" type="ST_AngularRadius" use="required"/>
</xsd:complexType>
<xsd:complexType name="CT_UnknownLight"/>
<xsd:complexType name="CT_Model3D">
  <xsd:sequence>
    <xsd:element name="spPr" type="a:CT_ShapeProperties" minOccurs="1" maxOccurs="1"/>
    <xsd:element name="camera" type="CT_Model3DCamera" minOccurs="1" maxOccurs="1"/>
    <xsd:element name="trans" type="CT_Model3DTransform" minOccurs="1" maxOccurs="1"/>
    <xsd:element name="attrSrcUrl" type="a1611:CT_PictureAttributionSourceURL"
minOccurs="0" maxOccurs="1"/>
    <xsd:element name="raster" type="CT_Model3DRaster" minOccurs="0" maxOccurs="1"/>
    <xsd:element name="extLst" type="a:CT_OfficeArtExtensionList" minOccurs="0"
maxOccurs="1"/>
    <xsd:choice minOccurs="1" maxOccurs="1">
      <xsd:element name="objViewport" type="CT_ObjectViewport"/>
      <xsd:element name="winViewport" type="CT_WindowViewport"/>
    </xsd:choice>
    <xsd:element name="ambientLight" type="CT_AmbientLight" minOccurs="0" maxOccurs="1"/>
    <xsd:choice minOccurs="0" maxOccurs="unbounded">
      <xsd:element name="ptLight" type="CT_PointLight"/>
      <xsd:element name="spotLight" type="CT_SpotLight"/>
      <xsd:element name="dirLight" type="CT_DirectionalLight"/>
      <xsd:element name="unkLight" type="CT_UnknownLight"/>
    </xsd:choice>
  </xsd:sequence>
  <xsd:attributeGroup ref="a:AG_Blob"/>
</xsd:complexType>
<xsd:element name="model3d" type="CT_Model3D"/>
</xsd:schema>

```

### 5.30 <http://schemas.microsoft.com/office/drawing/2016/12/diagram> Schema

```

<xsd:schema xmlns:xsd="http://www.w3.org/2001/XMLSchema"
targetNamespace="http://schemas.microsoft.com/office/drawing/2016/12/diagram"
xmlns="http://schemas.microsoft.com/office/drawing/2016/12/diagram"
elementFormDefault="qualified"
xmlns:a="http://schemas.openxmlformats.org/drawingml/2006/main">
  <xsd:import schemaLocation="oartspproperties.xsd"
namespace="http://schemas.openxmlformats.org/drawingml/2006/main"/>
  <xsd:import schemaLocation="oarttx.xsd"
namespace="http://schemas.openxmlformats.org/drawingml/2006/main"/>
  <xsd:element name="spPr" type="a:CT_ShapeProperties"/>
  <xsd:element name="lstStyle" type="a:CT_TextListStyle"/>
</xsd:schema>

```

### 5.31 <http://schemas.microsoft.com/office/drawing/2017/03/chart> Schema

```

<xsd:schema targetNamespace="http://schemas.microsoft.com/office/drawing/2017/03/chart"
elementFormDefault="qualified" attributeFormDefault="qualified"
xmlns="http://schemas.microsoft.com/office/drawing/2017/03/chart"
xmlns:c="http://schemas.openxmlformats.org/drawingml/2006/chart"
xmlns:xsd="http://www.w3.org/2001/XMLSchema" blockDefault="#all">
  <xsd:import namespace="http://schemas.openxmlformats.org/drawingml/2006/chart"
schemaLocation="chart.xsd"/>

```

```

<xsd:complexType name="CT_BooleanFalse">
  <xsd:attribute name="val" type="xsd:boolean" use="optional" default="false"/>
</xsd:complexType>
<xsd:complexType name="CT_DataDisplayOptions16">
  <xsd:sequence>
    <xsd:element name="dispNaAsBlank" type="CT_BooleanFalse" minOccurs="0" maxOccurs="1"/>
  </xsd:sequence>
</xsd:complexType>
<xsd:element name="dataDisplayOptions16" type="CT_DataDisplayOptions16"/>
</xsd:schema>

```

### 5.32 <http://schemas.microsoft.com/office/drawing/2017/decorative> Schema

```

<xsd:schema targetNamespace="http://schemas.microsoft.com/office/drawing/2017/decorative"
  xmlns="http://schemas.microsoft.com/office/drawing/2017/decorative"
  xmlns:a="http://schemas.openxmlformats.org/drawingml/2006/main"
  elementFormDefault="qualified" xmlns:xsd="http://www.w3.org/2001/XMLSchema">
  <xsd:import schemaLocation="oartbasetypes.xsd"
    namespace="http://schemas.openxmlformats.org/drawingml/2006/main"/>
  <xsd:complexType name="CT_Decorative">
    <xsd:attribute name="val" type="xsd:boolean" use="optional"/>
  </xsd:complexType>
  <xsd:element name="decorative" type="CT_Decorative"/>
</xsd:schema>

```

### 5.33 <http://schemas.microsoft.com/office/drawing/2018/hyperlinkcolor> Schema

```

<xsd:schema targetNamespace="http://schemas.microsoft.com/office/drawing/2018/hyperlinkcolor"
  xmlns="http://schemas.microsoft.com/office/drawing/2018/hyperlinkcolor"
  xmlns:a="http://schemas.openxmlformats.org/drawingml/2006/main"
  elementFormDefault="qualified" xmlns:xsd="http://www.w3.org/2001/XMLSchema">
  <xsd:simpleType name="ST_HyperlinkColor">
    <xsd:restriction base="xsd:token">
      <xsd:enumeration value="hlink"/>
      <xsd:enumeration value="tx"/>
    </xsd:restriction>
  </xsd:simpleType>
  <xsd:complexType name="CT_HyperlinkColor">
    <xsd:attribute name="val" type="ST_HyperlinkColor" use="required"/>
  </xsd:complexType>
  <xsd:element name="hlinkClr" type="CT_HyperlinkColor"/>
</xsd:schema>

```

### 5.34 <http://schemas.microsoft.com/office/drawing/2018/animation/model3d> Schema

```

<xsd:schema
  targetNamespace="http://schemas.microsoft.com/office/drawing/2018/animation/model3d"
  xmlns="http://schemas.microsoft.com/office/drawing/2018/animation/model3d"
  elementFormDefault="qualified" attributeFormDefault="unqualified"
  xmlns:a="http://schemas.openxmlformats.org/drawingml/2006/main"
  xmlns:anim="http://schemas.microsoft.com/office/drawing/2018/animation"
  xmlns:xsd="http://www.w3.org/2001/XMLSchema">
  <xsd:import schemaLocation="oartAnimationProps.xsd"
    namespace="http://schemas.microsoft.com/office/drawing/2018/animation"/>
  <xsd:import schemaLocation="oartbasetypes.xsd"
    namespace="http://schemas.openxmlformats.org/drawingml/2006/main"/>
  <xsd:simpleType name="ST_EmbeddedAnimationID">
    <xsd:restriction base="xsd:unsignedInt"/>
  </xsd:simpleType>
  <xsd:complexType name="CT_EmbeddedAnimation">
    <xsd:sequence>

```

```

    <xsd:element name="animPr" type="aanim:CT AnimationProperties" minOccurs="1"
maxOccurs="1"/>
    <xsd:element name="extLst" type="a:CT_OfficeArtExtensionList" minOccurs="0"
maxOccurs="1"/>
  </xsd:sequence>
  <xsd:attribute name="animId" type="ST_EmbeddedAnimationID" use="required"/>
</xsd:complexType>
<xsd:complexType name="CT_PosterFrame">
  <xsd:attribute name="animId" use="required" type="ST_EmbeddedAnimationID"/>
  <xsd:attribute name="frame" type="a:ST_PositiveFixedPercentage" use="optional"
default="0"/>
</xsd:complexType>
<xsd:element name="embedAnim" type="CT_EmbeddedAnimation"/>
<xsd:element name="posterFrame" type="CT_PosterFrame"/>
</xsd:schema>

```

### 5.35 <http://schemas.microsoft.com/office/drawing/2018/animation> Schema

```

<xsd:schema targetNamespace="http://schemas.microsoft.com/office/drawing/2018/animation"
xmlns="http://schemas.microsoft.com/office/drawing/2018/animation"
elementFormDefault="qualified" attributeFormDefault="unqualified"
xmlns:a="http://schemas.openxmlformats.org/drawingml/2006/main"
xmlns:xsd="http://www.w3.org/2001/XMLSchema">
  <xsd:import schemaLocation="oartbasetypes.xsd"
namespace="http://schemas.openxmlformats.org/drawingml/2006/main"/>
  <xsd:simpleType name="ST_AnimationName">
    <xsd:restriction base="xsd:string"/>
  </xsd:simpleType>
  <xsd:simpleType name="ST_Indefinite">
    <xsd:restriction base="xsd:token">
      <xsd:enumeration value="indefinite"/>
    </xsd:restriction>
  </xsd:simpleType>
  <xsd:simpleType name="ST_PlayCount">
    <xsd:union memberTypes="xsd:unsignedInt ST_Indefinite"/>
  </xsd:simpleType>
  <xsd:simpleType name="ST_UniversalTimeOffset">
    <xsd:restriction base="xsd:string"/>
  </xsd:simpleType>
  <xsd:complexType name="CT_AnimationProperties">
    <xsd:sequence>
      <xsd:element name="extLst" type="a:CT_OfficeArtExtensionList" minOccurs="0"
maxOccurs="1"/>
    </xsd:sequence>
    <xsd:attribute name="name" use="optional" default="" type="ST_AnimationName"/>
    <xsd:attribute name="length" use="required" type="ST_UniversalTimeOffset"/>
    <xsd:attribute name="count" type="ST_PlayCount" use="optional" default="1"/>
    <xsd:attribute name="auto" type="xsd:boolean" use="optional" default="true"/>
    <xsd:attribute name="offset" type="ST_UniversalTimeOffset" use="optional" default="0"/>
    <xsd:attribute name="st" type="ST_UniversalTimeOffset" use="optional" default="0"/>
    <xsd:attribute name="end" type="ST_UniversalTimeOffset" use="optional" default="0"/>
  </xsd:complexType>
  <xsd:element name="animPr" type="CT_AnimationProperties"/>
</xsd:schema>

```

### 5.36 <http://schemas.microsoft.com/office/drawing/2018/sketchyshapes> Schema

```

<xsd:schema targetNamespace="http://schemas.microsoft.com/office/drawing/2018/sketchyshapes"
xmlns="http://schemas.microsoft.com/office/drawing/2018/sketchyshapes"
elementFormDefault="qualified" attributeFormDefault="unqualified"
xmlns:a="http://schemas.openxmlformats.org/drawingml/2006/main"
xmlns:xsd="http://www.w3.org/2001/XMLSchema">
  <xsd:import schemaLocation="oartbasetypes.xsd"
namespace="http://schemas.openxmlformats.org/drawingml/2006/main"/>

```

```

    <xsd:import schemaLocation="oartspgeometry.xsd"
namespace="http://schemas.openxmlformats.org/drawingml/2006/main"/>
    <xsd:complexType name="CT_Empty"/>
    <xsd:simpleType name="ST_LineSketchSeed">
        <xsd:restriction base="xsd:unsignedInt"/>
    </xsd:simpleType>
    <xsd:group name="EG_LineSketchType">
        <xsd:choice>
            <xsd:element name="lineSketchNone" type="CT_Empty"/>
            <xsd:element name="lineSketchCurved" type="CT_Empty"/>
            <xsd:element name="lineSketchFreehand" type="CT_Empty"/>
            <xsd:element name="lineSketchScribble" type="CT_Empty"/>
        </xsd:choice>
    </xsd:group>
    <xsd:complexType name="CT_LineSketchTypeProperties">
        <xsd:sequence>
            <xsd:group ref="EG_LineSketchType" minOccurs="0" maxOccurs="1"/>
        </xsd:sequence>
    </xsd:complexType>
    <xsd:complexType name="CT_LineSketchStyleProperties">
        <xsd:sequence>
            <xsd:group ref="a:EG_Geometry" minOccurs="0" maxOccurs="1"/>
            <xsd:element type="CT_LineSketchTypeProperties" name="type" minOccurs="0"
maxOccurs="1"/>
            <xsd:element name="seed" type="ST_LineSketchSeed" minOccurs="0" maxOccurs="1"/>
            <xsd:element name="extLst" type="a:CT_OfficeArtExtensionList" minOccurs="0"
maxOccurs="1"/>
        </xsd:sequence>
        <xsd:attribute name="sd" type="ST_LineSketchSeed" use="optional"/>
    </xsd:complexType>
    <xsd:element name="lineSketchStyleProps" type="CT_LineSketchStyleProperties"/>
</xsd:schema>

```

### 5.37 <http://schemas.microsoft.com/office/drawing/2020/classificationShape> Schema

```

<xsd:schema
targetNamespace="http://schemas.microsoft.com/office/drawing/2020/classificationShape"
xmlns="http://schemas.microsoft.com/office/drawing/2020/classificationShape"
xmlns:a="http://schemas.openxmlformats.org/drawingml/2006/main"
elementFormDefault="qualified" xmlns:xsd="http://www.w3.org/2001/XMLSchema">
    <xsd:import schemaLocation="oartbasetypes.xsd"
namespace="http://schemas.openxmlformats.org/drawingml/2006/main"/>
    <xsd:simpleType name="ST_ClassificationOutcomeType">
        <xsd:restriction base="xsd:token">
            <xsd:enumeration value="none"/>
            <xsd:enumeration value="hdr"/>
            <xsd:enumeration value="ftr"/>
            <xsd:enumeration value="watermark"/>
        </xsd:restriction>
    </xsd:simpleType>
    <xsd:complexType name="CT_ClassificationOutcome">
        <xsd:attribute name="classificationOutcomeType" type="ST_ClassificationOutcomeType"
use="optional"/>
    </xsd:complexType>
    <xsd:element name="classification" type="CT_ClassificationOutcome"/>
</xsd:schema>

```

### 5.38 <http://schemas.microsoft.com/office/word/2020/oembed> Schema

```

<xsd:schema targetNamespace="http://schemas.microsoft.com/office/word/2020/oembed"
xmlns:xsd="http://www.w3.org/2001/XMLSchema" elementFormDefault="qualified"
attributeFormDefault="unqualified"
xmlns="http://schemas.microsoft.com/office/word/2020/oembed">
    <xsd:complexType name="CT_OEmbed">

```

```

    <xsd:attribute name="oEmbedUrl" type="xsd:string" use="required"/>
    <xsd:attribute name="mediaType" type="xsd:string" use="required"/>
    <xsd:attribute name="picLocksAutoForOEmbed" type="xsd:boolean" use="optional"
default="false"/>
  </xsd:complexType>
  <xsd:element name="oembed" type="CT_OEmbed"/>
</xsd:schema>

```

### 5.39 http://schemas.microsoft.com/office/drawing/2021/scriptlink Schema

```

<xsd:schema targetNamespace="http://schemas.microsoft.com/office/drawing/2021/scriptlink"
xmlns="http://schemas.microsoft.com/office/drawing/2021/scriptlink"
xmlns:a="http://schemas.openxmlformats.org/drawingml/2006/main"
elementFormDefault="qualified" xmlns:xsd="http://www.w3.org/2001/XMLSchema">
  <xsd:import schemaLocation="oartbasetypes.xsd"
namespace="http://schemas.openxmlformats.org/drawingml/2006/main"/>
  <xsd:complexType name="CT_ScriptLink">
    <xsd:sequence>
      <xsd:element name="extLst" type="a:CT_OfficeArtExtensionList" minOccurs="0"
maxOccurs="1"/>
    </xsd:sequence>
    <xsd:attribute name="val" type="xsd:string" use="optional"/>
  </xsd:complexType>
  <xsd:element name="scriptLink" type="CT_ScriptLink"/>
</xsd:schema>

```

### 5.40 http://schemas.microsoft.com/office/drawing/2021/livefeed Schema

```

<xsd:schema elementFormDefault="qualified"
targetNamespace="http://schemas.microsoft.com/office/drawing/2021/livefeed"
xmlns="http://schemas.microsoft.com/office/drawing/2021/livefeed"
xmlns:a="http://schemas.openxmlformats.org/drawingml/2006/main"
xmlns:xsd="http://www.w3.org/2001/XMLSchema">
  <xsd:import schemaLocation="oartbasetypes.xsd"
namespace="http://schemas.openxmlformats.org/drawingml/2006/main"/>
  <xsd:complexType name="CT_BackgroundNormalProperties">
    <xsd:sequence>
      <xsd:element name="extLst" type="a:CT_OfficeArtExtensionList" minOccurs="0"
maxOccurs="1"/>
    </xsd:sequence>
  </xsd:complexType>
  <xsd:complexType name="CT_BackgroundRemovedProperties">
    <xsd:sequence>
      <xsd:element name="extLst" type="a:CT_OfficeArtExtensionList" minOccurs="0"
maxOccurs="1"/>
    </xsd:sequence>
  </xsd:complexType>
  <xsd:complexType name="CT_BackgroundBlurProperties">
    <xsd:sequence>
      <xsd:element name="extLst" type="a:CT_OfficeArtExtensionList" minOccurs="0"
maxOccurs="1"/>
    </xsd:sequence>
  </xsd:complexType>
  <xsd:complexType name="CT_BackgroundCustomProperties">
    <xsd:sequence>
      <xsd:element name="extLst" type="a:CT_OfficeArtExtensionList" minOccurs="0"
maxOccurs="1"/>
    </xsd:sequence>
  </xsd:complexType>
  <xsd:group name="EG_LiveFeedBackgrounds">
    <xsd:choice>
      <xsd:element name="Normal" type="CT_BackgroundNormalProperties" minOccurs="0"
maxOccurs="1"/>
      <xsd:element name="Removed" type="CT_BackgroundRemovedProperties" minOccurs="0"
maxOccurs="1"/>
    </xsd:choice>
  </xsd:group>

```

```

        <xsd:element name="Blur" type="CT_BackgroundBlurProperties" minOccurs="0"
maxOccurs="1"/>
        <xsd:element name="Custom" type="CT_BackgroundCustomProperties" minOccurs="0"
maxOccurs="1"/>
    </xsd:choice>
</xsd:group>
<xsd:complexType name="CT_LiveFeedBackgroundProperties">
    <xsd:sequence>
        <xsd:group ref="EG_LiveFeedBackgrounds" minOccurs="0" maxOccurs="1"/>
        <xsd:element name="extLst" type="a:CT_OfficeArtExtensionList" minOccurs="0"
maxOccurs="1"/>
    </xsd:sequence>
</xsd:complexType>
<xsd:complexType name="CT_LiveFeedProperties">
    <xsd:sequence>
        <xsd:element type="CT_LiveFeedBackgroundProperties" name="backgroundProps"
minOccurs="0" maxOccurs="1"/>
        <xsd:element name="extLst" type="a:CT_OfficeArtExtensionList" minOccurs="0"
maxOccurs="1"/>
    </xsd:sequence>
</xsd:complexType>
<xsd:element name="liveFeedProps" type="CT_LiveFeedProperties"/>
</xsd:schema>

```

#### 5.41 <http://schemas.microsoft.com/office/drawing/2022/imageformula> Schema

```

<xsd:schema targetNamespace="http://schemas.microsoft.com/office/drawing/2022/imageformula"
xmlns="http://schemas.microsoft.com/office/drawing/2022/imageformula"
xmlns:a="http://schemas.openxmlformats.org/drawingml/2006/main"
elementFormDefault="qualified" xmlns:xsd="http://www.w3.org/2001/XMLSchema">
    <xsd:complexType name="CT_ImageFormula">
        <xsd:attribute name="formula" type="xsd:string"/>
    </xsd:complexType>
    <xsd:element name="imageFormula" type="CT_ImageFormula"/>
</xsd:schema>

```



## 6 Appendix B: Product Behavior

The information in this specification is applicable to the following Microsoft products or supplemental software. References to product versions include updates to those products.

- The 2007 Microsoft Office system
- Microsoft Office 2010 suites
- Microsoft Office 2013
- Microsoft Office Online
- Microsoft Office 2016
- Microsoft Office 2019
- Microsoft Office 2021
- Microsoft Office 2024 Preview

Exceptions, if any, are noted in this section. If an update version, service pack or Knowledge Base (KB) number appears with a product name, the behavior changed in that update. The new behavior also applies to subsequent updates unless otherwise specified. If a product edition appears with the product version, behavior is different in that product edition.

Unless otherwise specified, any statement of optional behavior in this specification that is prescribed using the terms "SHOULD" or "SHOULD NOT" implies product behavior in accordance with the SHOULD or SHOULD NOT prescription. Unless otherwise specified, the term "MAY" implies that the product does not follow the prescription.

[<1> Section 2.1.1](#): This part is not available in Office 2010 and earlier.

[<2> Section 2.1.2](#): This part is not available in Office 2010 and earlier.

[<3> Section 2.1.3](#): The Diagram Layout extension is also present in Microsoft Office 2007 Service Pack 2 (SP2).

[<4> Section 2.2.1](#): This extension is not available in Office 2010 or earlier.

[<5> Section 2.2.1](#): This extension is not available in Office 2010 or earlier.

[<6> Section 2.2.1](#): This extension is not available in Office 2010 and earlier.

[<7> Section 2.2.1](#): This extension is not available in Office 2010 and earlier.

[<8> Section 2.2.1](#): This extension is available in Office 2013 and Office 2016.

[<9> Section 2.2.1](#): This extension is not available in Office 2010 and earlier.

[<10> Section 2.2.1](#): This extension is not available in Office 2013 and earlier.

[<11> Section 2.2.1.1](#): This extension is not available in Office 2010 and earlier.

[<12> Section 2.2.1.1](#): This extension is not available in Office 2010 and earlier.

[<13> Section 2.2.1.1](#): This extension is not available in Office 2010 and earlier.

[<14> Section 2.2.1.1](#): This extension is not available in Office 2010 and earlier.

[<15> Section 2.2.1.1](#): This extension is not available in Office 2010 and earlier.

- <16> [Section 2.2.1.1](#): This extension is not available in Office 2010 and earlier.
- <17> [Section 2.2.1.1](#): This extension is not available in Office 2010 and earlier.
- <18> [Section 2.2.1.1](#): This extension is not available in Office 2010 and earlier.
- <19> [Section 2.2.1.1](#): This extension is not available in Office 2010 and earlier.
- <20> [Section 2.2.1.1](#): This extension is not available in Office 2010 and earlier.
- <21> [Section 2.2.1.1](#): This extension is not available in Office 2010 and earlier.
- <22> [Section 2.2.1.1](#): This extension is not available in Office 2010 and earlier.
- <23> [Section 2.2.1.1](#): This extension is not available in Office 2010 and earlier.
- <24> [Section 2.2.1.1](#): This extension is not available in Office 2010 and earlier.
- <25> [Section 2.2.1.1](#): This extension is not available in Office 2010 and earlier.
- <26> [Section 2.2.1.1](#): This extension is not available in Office 2010 and earlier.
- <27> [Section 2.2.1.1](#): This extension is not available in Office 2010 and earlier.
- <28> [Section 2.2.1.1](#): This extension is not available in Office 2010 and earlier.
- <29> [Section 2.2.1.1](#): This extension is not available in Office 2010 and earlier.
- <30> [Section 2.2.1.1](#): This extension is not available in Office 2010 and earlier.
- <31> [Section 2.2.1.1](#): This extension is not available in Office 2010 and earlier.
- <32> [Section 2.2.1.1](#): This extension is not available in Office 2010 and earlier.
- <33> [Section 2.2.1.2](#): This extension is not available in Office 2010 and earlier.
- <34> [Section 2.2.1.3](#): This extension is not available in Office 2010 and earlier.
- <35> [Section 2.2.4.3](#): This extension is not available prior to Office 2010.
- <36> [Section 2.2.7.1](#): This integration is not available in Office 2010 and earlier.
- <37> [Section 2.2.7.2](#): This integration is not available in Office 2010 and earlier.
- <38> [Section 2.2.9.1](#): This integration is not available in Office 2010 and earlier.
- <39> [Section 2.2.9.2](#): This integration is not available in Office 2010 and earlier.
- <40> [Section 2.2.10](#): This extension is available only in Office Online.
- <41> [Section 2.2.10](#): This extension is available only in Office Online.
- <42> [Section 2.3.1.2](#): Microsoft Excel 2010 does not delete this shape when loading.
- <43> [Section 2.5.3.1](#): Office 2010 requires that the **macro** attribute follow the same grammar as name references ([ISO/IEC29500-1:2016](#) section M.2.16.6), with a minimum length of zero characters and a maximum length of 256 characters.
- <44> [Section 2.6.1.1](#): This element is not available in Office 2010 and earlier.
- <45> [Section 2.6.1.2](#): This element is not available in Office 2010 and earlier.
- <46> [Section 2.6.1.3](#): This element is not available in Office 2010 and earlier.

[<47> Section 2.6.1.4](#): This element is not available in Office 2010 and earlier.

[<48> Section 2.6.1.5](#): This element is not available in Office 2010 and earlier.

[<49> Section 2.6.1.6](#): This element is not available in Office 2010 and earlier.

[<50> Section 2.6.1.7](#): This element is not available in Office 2010 and earlier.

[<51> Section 2.6.1.8](#): This element is not available in Office 2010 and earlier.

[<52> Section 2.6.1.9](#): This element is not available in Office 2010 and earlier.

[<53> Section 2.6.1.10](#): This element is not available in Office 2010 and earlier.

[<54> Section 2.6.1.11](#): This element is not available in Office 2010 and earlier.

[<55> Section 2.6.1.12](#): This element is not available in Office 2010 and earlier.

[<56> Section 2.6.1.13](#): This element is not available in Office 2010 and earlier.

[<57> Section 2.6.1.14](#): This element is not available in Office 2010 and earlier.

[<58> Section 2.6.1.16](#): This element is not available in Office 2010 and earlier.

[<59> Section 2.6.1.17](#): This element is not available in Office 2010 and earlier.

[<60> Section 2.6.1.18](#): This element is not available in Office 2010 and earlier.

[<61> Section 2.6.1.19](#): This element is not available in Office 2010 and earlier.

[<62> Section 2.6.1.20](#): This element is not available in Office 2010 and earlier.

[<63> Section 2.6.1.21](#): This element is not available in Office 2010 and earlier.

[<64> Section 2.6.1.22](#): This element is not available in Office 2010 and earlier.

[<65> Section 2.6.1.23](#): This element is not available in Office 2010 and earlier.

[<66> Section 2.6.1.24](#): This element is not available in Office 2010 and earlier.

[<67> Section 2.6.1.25](#): This element is not available in Office 2010 and earlier.

[<68> Section 2.6.1.26](#): This element is not available in Office 2010 and earlier.

[<69> Section 2.6.3.1](#): This complex type is not available in Office 2010 and earlier.

[<70> Section 2.6.3.2](#): This type is not available in Office 2010 and earlier.

[<71> Section 2.6.3.3](#): This complex type is not available in Office 2010 and earlier.

[<72> Section 2.6.3.4](#): This complex type is not available in Office 2010 and earlier.

[<73> Section 2.6.3.5](#): This type is not available in Office 2010 and earlier.

[<74> Section 2.6.3.6](#): This type is not available in Office 2010 and earlier.

[<75> Section 2.6.3.7](#): This type is not available in Office 2010 and earlier.

[<76> Section 2.6.3.8](#): This type is not available in Office 2010 and earlier.

[<77> Section 2.6.3.9](#): This type is not available in Office 2010 and earlier.

[<78> Section 2.6.3.10](#): This type is not available in Office 2010 and earlier.

<79> [Section 2.6.3.11](#): This type is not available in Office 2010 and earlier.

<80> [Section 2.6.3.12](#): This type is not available in Office 2010 and earlier.

<81> [Section 2.6.3.13](#): This type is not available in Office 2010 and earlier.

<82> [Section 2.6.3.14](#): This type is not available in Office 2010 and earlier.

<83> [Section 2.6.3.15](#): This complex type is not available in Office 2010 and earlier.

<84> [Section 2.6.3.16](#): This complex type is not available in Office 2010 and earlier.

<85> [Section 2.6.3.17](#): This complex type is not available in Office 2010 and earlier.

<86> [Section 2.6.3.18](#): This complex type is not available in Office 2010 and earlier.

<87> [Section 2.7.3.5](#): Microsoft Office Excel 2007 does not ignore the **CT\_Style** element([\[ISO/IEC29500-4:2016\]](#) section A.5.1).

<88> [Section 2.8.1.1](#): This element is not available in Office 2010 and earlier.

<89> [Section 2.8.1.2](#): This element is not available in Office 2010 and earlier.

<90> [Section 2.8.3.1](#): This type is not available in Office 2010 and earlier.

<91> [Section 2.8.3.2](#): This type is not available in Office 2010 and earlier.

<92> [Section 2.8.3.3](#): This type is not available in Office 2010 and earlier.

<93> [Section 2.8.3.4](#): This type is not available in Office 2010 and earlier.

<94> [Section 2.8.3.5](#): This type is not available in Office 2010 and earlier.

<95> [Section 2.8.3.6](#): This type is not available in Office 2010 and earlier.

<96> [Section 2.8.3.7](#): This type is not available in Office 2010 and earlier.

<97> [Section 2.8.3.8](#): This type is not available in Office 2010 and earlier.

<98> [Section 2.8.4.1](#): This type is not available in Office 2010 and earlier.

<99> [Section 2.8.4.2](#): This type is not available in Office 2010 and earlier.

<100> [Section 2.8.4.3](#): This type is not available in Office 2010 and earlier.

<101> [Section 2.8.4.4](#): This type is not available in Office 2010 and earlier.

<102> [Section 2.8.4.5](#): This type is not available in Office 2010 and earlier.

<103> [Section 2.8.4.6](#): This type is not available in Office 2010 and earlier.

<104> [Section 2.8.4.7](#): This type is not available in Office 2010 and earlier.

<105> [Section 2.8.4.8](#): This type is not available in Office 2010 and earlier.

<106> [Section 2.8.4.9](#): This type is not available in Office 2010 and earlier.

<107> [Section 2.8.4.10](#): This type is not available in Office 2010 and earlier.

<108> [Section 2.8.4.11](#): This type is not available in Office 2010 and earlier.

<109> [Section 2.8.4.12](#): This type is not available in Office 2010 and earlier.

<110> [Section 2.9.1.1](#): **CT\_NonVisualDrawingProps** ([ISO/IEC29500-1:2016] section A.4.1) contains attributes **id** and **hidden**, which are ignored by Office 2010 for diagram shapes.

<111> [Section 2.12.1.1](#): This element is not available in Office 2010 and earlier.

<112> [Section 2.12.1.2](#): This element is not available in Office 2010 and earlier.

<113> [Section 2.12.1.3](#): This element is not available in Office 2010 and earlier.

<114> [Section 2.12.1.4](#): This element is not available in Office 2010 and earlier.

<115> [Section 2.12.3.1](#): This type is not available in Office 2010 and earlier.

<116> [Section 2.12.3.2](#): This type is not available in Office 2010 and earlier.

<117> [Section 2.12.3.3](#): This type is not available in Office 2010 and earlier.

<118> [Section 2.12.3.4](#): This type is not available in Office 2010 and earlier.

<119> [Section 2.12.4.1](#): This type is not available in Office 2010 and earlier.

<120> [Section 2.13.3.3](#): In Microsoft Word 2010 a **CT\_WordprocessingShape** that is directly contained by a **wpc** element and does not have a **cNvPr** child element.

<121> [Section 2.13.3.3](#): In Word 2010, the **spPr** element is required to have either a **custGeom** element ([ISO/IEC29500-1:2016] section 20.1.9.8) or a **prstGeom** element ([ISO/IEC29500-1:2016] section 20.1.9.18) as a child element.

<122> [Section 2.16.3.2](#): In Microsoft Word 2010, an instantiation of the **scene3D** element ([ISO/IEC29500-1:2016] section 20.1.4.1.26) in an outer group takes precedence over **scene3D** instantiated in any inner shapes or groups.

<123> [Section 2.16.3.2](#): Word 2010 does not support this child element on a **CT\_WordprocessingGroup** if the group contains a **CT\_WordprocessingCanvas** as an ancestor.

<124> [Section 2.17.3.1](#): Word 2010 does not support this child element on a **CT\_WordprocessingCanvas**.

<125> [Section 2.18.3.1](#): Word 2010 supports only positive values for this element.

<126> [Section 2.18.3.2](#): Word 2010 supports only positive values for this element.

<127> [Section 2.20.3.1](#): Office 2010 requires that the **macro** attribute follow the same grammar as name references ([ISO/IEC29500-1:2016] section M.2.16.6), with a minimum length of zero characters and a maximum length of 256 characters.

<128> [Section 2.21.1.1](#): This type is not available prior to February 10, 2015 update for PowerPoint 2013.

<129> [Section 2.21.3.1](#): This type is not available prior to February 10, 2015 update for PowerPoint 2013.

<130> [Section 2.21.3.1](#): This element is not available prior to February 10, 2015 update for PowerPoint 2013.

<131> [Section 2.21.3.1](#): This element is not available prior to February 10, 2015 update for PowerPoint 2013.

<132> [Section 2.21.3.1](#): This element is not available prior to February 10, 2015 update for PowerPoint 2013.

[<133> Section 2.21.3.1](#): This attribute is not available prior to February 10, 2015 update for PowerPoint 2013.

[<134> Section 2.21.3.1](#): This attribute is not available prior to February 10, 2015 update for PowerPoint 2013.

[<135> Section 2.21.3.1](#): This attribute is not available prior to February 10, 2015 update for PowerPoint 2013.

[<136> Section 2.21.3.2](#): This type is not available prior to February 10, 2015 update for PowerPoint 2013.

[<137> Section 2.21.3.2](#): This element is not available prior to February 10, 2015 update for PowerPoint 2013.

[<138> Section 2.21.3.2](#): This element is not available prior to February 10, 2015 update for PowerPoint 2013.

[<139> Section 2.21.3.2](#): This element is not available prior to February 10, 2015 update for PowerPoint 2013.

[<140> Section 2.21.3.2](#): This attribute is not available prior to February 10, 2015 update for PowerPoint 2013.

[<141> Section 2.21.3.2](#): This attribute is not available prior to February 10, 2015 update for PowerPoint 2013.

[<142> Section 2.21.3.2](#): This attribute is not available prior to February 10, 2015 update for PowerPoint 2013.

[<143> Section 2.21.3.3](#): This type is not available prior to February 10, 2015 update for PowerPoint 2013.

[<144> Section 2.21.3.3](#): This element is not available prior to February 10, 2015 update for PowerPoint 2013.

[<145> Section 2.21.3.3](#): This attribute is not available prior to February 10, 2015 update for PowerPoint 2013.

[<146> Section 2.21.3.3](#): This attribute is not available prior to February 10, 2015 update for PowerPoint 2013.

[<147> Section 2.21.3.4](#): This type is not available prior to February 10, 2015 update for PowerPoint 2013.

[<148> Section 2.21.3.4](#): This element is not available prior to February 10, 2015 update for PowerPoint 2013.

[<149> Section 2.21.3.4](#): This attribute is not available prior to February 10, 2015 update for PowerPoint 2013.

[<150> Section 2.21.3.4](#): This attribute is not available prior to February 10, 2015 update for PowerPoint 2013.

[<151> Section 2.21.3.5](#): This type is not available prior to February 10, 2015 update for PowerPoint 2013.

[<152> Section 2.21.3.5](#): This attribute is not available prior to February 10, 2015 update for PowerPoint 2013.

[<153> Section 2.21.3.5](#): This attribute is not available prior to February 10, 2015 update for PowerPoint 2013.

[<154> Section 2.21.3.6](#): This type is not available prior to February 10, 2015 update for PowerPoint 2013.

[<155> Section 2.21.3.6](#): This element is not available prior to February 10, 2015 update for PowerPoint 2013.

[<156> Section 2.21.3.6](#): This element is not available prior to February 10, 2015 update for PowerPoint 2013.

[<157> Section 2.21.3.6](#): This element is not available prior to February 10, 2015 update for PowerPoint 2013.

[<158> Section 2.21.3.6](#): This attribute is not available prior to February 10, 2015 update for PowerPoint 2013.

[<159> Section 2.21.3.6](#): This attribute is not available prior to February 10, 2015 update for PowerPoint 2013.

[<160> Section 2.21.3.6](#): This attribute is not available prior to February 10, 2015 update for PowerPoint 2013.

[<161> Section 2.21.4.1](#): This type is not available prior to February 10, 2015 update for PowerPoint 2013.

[<162> Section 2.21.4.2](#): This type is not available prior to February 10, 2015 update for PowerPoint 2013.

[<163> Section 2.21.4.3](#): This type is not available prior to February 10, 2015 update for PowerPoint 2013.

[<164> Section 2.21.4.4](#): This type is not available prior to February 10, 2015 update for PowerPoint 2013.

[<165> Section 2.21.4.5](#): This type is not available prior to February 10, 2015 update for PowerPoint 2013.

[<166> Section 2.21.4.6](#): This type is not available prior to February 10, 2015 update for PowerPoint 2013.

[<167> Section 2.21.4.7](#): This type is not available prior to February 10, 2015 update for PowerPoint 2013.

[<168> Section 2.21.4.8](#): This type is not available prior to February 10, 2015 update for PowerPoint 2013.

[<169> Section 2.21.4.9](#): This type is not available prior to February 10, 2015 update for PowerPoint 2013.

[<170> Section 2.21.4.10](#): This type is not available prior to February 10, 2015 update for PowerPoint 2013.

[<171> Section 2.21.4.11](#): This type is not available prior to February 10, 2015 update for PowerPoint 2013.

[<172> Section 2.21.4.12](#): This type is not available prior to February 10, 2015 update for PowerPoint 2013.

[<173> Section 2.22.1.1](#): This element is not available in Office 2013 and earlier.



[<174> Section 2.22.1.2](#): This element is not available in Office 2013 and earlier.

[<175> Section 2.22.1.3](#): This element is not available in Office 2013 and earlier.

[<176> Section 2.22.1.4](#): This element is not available in Office 2013 and earlier.

[<177> Section 2.22.1.5](#): This element is not available in Office 2013 and earlier.

[<178> Section 2.22.1.6](#): This element is not available in Office 2013 and earlier.

[<179> Section 2.22.1.7](#): This element is not available in Office 2013 and earlier.

[<180> Section 2.22.1.8](#): This element is not available in Office 2013 and earlier.

[<181> Section 2.22.1.9](#): This element is not available in Office 2013 and earlier.

[<182> Section 2.22.3.1](#): This complex type is not available in Office 2013 and earlier.

[<183> Section 2.22.3.1](#): This attribute is not available in Office 2013 and earlier.

[<184> Section 2.22.3.2](#): This complex type is not available in Office 2013 and earlier.

[<185> Section 2.22.3.2](#): This element is not available in Office 2013 and earlier.

[<186> Section 2.22.3.2](#): This element is not available in Office 2013 and earlier.

[<187> Section 2.22.3.2](#): This element is not available in Office 2013 and earlier.

[<188> Section 2.22.3.2](#): This element is not available in Office 2013 and earlier.

[<189> Section 2.22.3.2](#): This element is not available in Office 2013 and earlier.

[<190> Section 2.22.3.2](#): This element is not available in Office 2013 and earlier.

[<191> Section 2.22.3.2](#): This element is not available in Office 2013 and earlier.

[<192> Section 2.22.3.3](#): This complex type is not available in Office 2013 and earlier.

[<193> Section 2.22.3.3](#): This element is not available in Office 2013 and earlier.

[<194> Section 2.22.3.4](#): This complex type is not available in Office 2013 and earlier.

[<195> Section 2.22.3.4](#): This element is not available in Office 2013 and earlier.

[<196> Section 2.22.3.5](#): This complex type is not available in Office 2013 and earlier.

[<197> Section 2.22.3.5](#): This element is not available in Office 2013 and earlier.

[<198> Section 2.22.3.5](#): This element is not available in Office 2013 and earlier.

[<199> Section 2.22.3.6](#): This complex type is not available in Office 2013 and earlier.

[<200> Section 2.22.3.6](#): This attribute is not available in Office 2013 and earlier.

[<201> Section 2.22.3.7](#): This complex type is not available in Office 2013 and earlier.

[<202> Section 2.22.3.7](#): In Office 2016, when a chart with this flag is loaded, a temporary embedded Microsoft Excel 2016 workbook is created to store the literal data and create a substitute connection with Excel 2016.

[<203> Section 2.22.3.7](#): This attribute is not available in Office 2013 and earlier.

[<204> Section 2.22.3.8](#): This complex type is not available in Office 2013 and earlier.



<205> [Section 2.22.3.8](#): This element is not available in Office 2013 and earlier.

<206> [Section 2.22.3.9](#): This complex type is not available in Office 2013 and earlier.

<207> [Section 2.22.3.9](#): This element is not available in Office 2013 and earlier.

<208> [Section 2.22.3.10](#): This complex type is not available in Office 2013 and earlier.

<209> [Section 2.22.3.10](#): This element is not available in Office 2013 and earlier.

<210> [Section 2.22.3.11](#): This complex type is not available in Office 2013 and earlier.

<211> [Section 2.22.3.11](#): This element is not available in Office 2013 and earlier.

<212> [Section 2.23.1.1](#): This element is not available in Office 2013 and earlier.

<213> [Section 2.24.3.1](#): This complex type is not available in Office 2013 and earlier.

<214> [Section 2.24.3.1](#): This attribute is not available in Office 2013 and earlier.

<215> [Section 2.24.3.1](#): This attribute is not available in Office 2013 and earlier.

<216> [Section 2.24.3.1](#): This attribute is not available in Office 2013 and earlier.

<217> [Section 2.24.3.1](#): This attribute is not available in Office 2013 and earlier.

<218> [Section 2.24.3.1](#): This attribute is not available in Office 2013 and earlier.

<219> [Section 2.24.3.1](#): This attribute is not available in Office 2013 and earlier.

<220> [Section 2.24.3.1](#): This attribute is not available in Office 2013 and earlier.

<221> [Section 2.24.3.2](#): This complex type is not available in Office 2013 and earlier.

<222> [Section 2.24.3.3](#): This complex type is not available in Office 2013 and earlier.

<223> [Section 2.24.3.3](#): This element is not available in Office 2013 and earlier.

<224> [Section 2.24.3.3](#): This element is not available in Office 2013 and earlier.

<225> [Section 2.24.3.3](#): This element is not available in Office 2013 and earlier.

<226> [Section 2.24.3.3](#): This element is not available in Office 2013 and earlier.

<227> [Section 2.24.3.3](#): This element is not available in Office 2013 and earlier.

<228> [Section 2.24.3.3](#): This element is not available in Office 2013 and earlier.

<229> [Section 2.24.3.3](#): This element is not available in Office 2013 and earlier.

<230> [Section 2.24.3.3](#): This element is not available in Office 2013 and earlier.

<231> [Section 2.24.3.3](#): This element is not available in Office 2013 and earlier.

<232> [Section 2.24.3.3](#): This element is not available in Office 2013 and earlier.

<233> [Section 2.24.3.3](#): This element is not available in Office 2013 and earlier.

<234> [Section 2.24.3.3](#): This element is not available in Office 2013 and earlier.

<235> [Section 2.24.3.3](#): This attribute is not available in Office 2013 and earlier.

<236> [Section 2.24.3.3](#): This attribute is not available in Office 2013 and earlier.

[<237> Section 2.24.3.4](#): This complex type is not available in Office 2013 and earlier.

[<238> Section 2.24.3.4](#): This element is not available in Office 2013 and earlier.

[<239> Section 2.24.3.4](#): This element is not available in Office 2013 and earlier.

[<240> Section 2.24.3.4](#): This element is not available in Office 2013 and earlier.

[<241> Section 2.24.3.4](#): This element is not available in Office 2013 and earlier.

[<242> Section 2.24.3.5](#): This complex type is not available in Office 2013 and earlier.

[<243> Section 2.24.3.5](#): This element is not available in Office 2013 and earlier.

[<244> Section 2.24.3.5](#): This element is not available in Office 2013 and earlier.

[<245> Section 2.24.3.5](#): This attribute is not available in Office 2013 and earlier.

[<246> Section 2.24.3.6](#): This complex type is not available in Office 2013 and earlier.

[<247> Section 2.24.3.6](#): This element is not available in Office 2013 and earlier.

[<248> Section 2.24.3.6](#): This element is not available in Office 2013 and earlier.

[<249> Section 2.24.3.6](#): This element is not available in Office 2013 and earlier.

[<250> Section 2.24.3.6](#): This element is not available in Office 2013 and earlier.

[<251> Section 2.24.3.7](#): This complex type is not available in Office 2013 and earlier.

[<252> Section 2.24.3.7](#): This element is not available in Office 2013 and earlier.

[<253> Section 2.24.3.7](#): This element is not available in Office 2013 and earlier.

[<254> Section 2.24.3.7](#): This attribute is not available in Office 2013 and earlier.

[<255> Section 2.24.3.7](#): This attribute is not available in Office 2013 and earlier.

[<256> Section 2.24.3.7](#): This attribute is not available in Office 2013 and earlier.

[<257> Section 2.24.3.8](#): This complex type is not available in Office 2013 and earlier.

[<258> Section 2.24.3.8](#): This attribute is not available in Office 2013 and earlier.

[<259> Section 2.24.3.9](#): This complex type is not available in Office 2013 and earlier.

[<260> Section 2.24.3.9](#): This element is not available in Office 2013 and earlier.

[<261> Section 2.24.3.9](#): This element is not available in Office 2013 and earlier.

[<262> Section 2.24.3.9](#): This element is not available in Office 2013 and earlier.

[<263> Section 2.24.3.9](#): This element is not available in Office 2013 and earlier.

[<264> Section 2.24.3.10](#): This complex type is not available in Office 2013 and earlier.

[<265> Section 2.24.3.10](#): This element is not available in Office 2013 and earlier.

[<266> Section 2.24.3.10](#): This element is not available in Office 2013 and earlier.

[<267> Section 2.24.3.11](#): This complex type is not available in Office 2013 and earlier.

[<268> Section 2.24.3.11](#): This element is not available in Office 2013 and earlier.

[<269> Section 2.24.3.11](#): This element is not available in Office 2013 and earlier.

[<270> Section 2.24.3.11](#): This element is not available in Office 2013 and earlier.

[<271> Section 2.24.3.11](#): This element is not available in Office 2013 and earlier.

[<272> Section 2.24.3.11](#): This element is not available in Office 2013 and earlier.

[<273> Section 2.24.3.11](#): This element is not available in Office 2013 and earlier.

[<274> Section 2.24.3.11](#): This element is not available in Office 2013 and earlier.

[<275> Section 2.24.3.12](#): This complex type is not available in Office 2013 and earlier.

[<276> Section 2.24.3.12](#): This element is not available in Office 2013 and earlier.

[<277> Section 2.24.3.12](#): This element is not available in Office 2013 and earlier.

[<278> Section 2.24.3.12](#): This element is not available in Office 2013 and earlier.

[<279> Section 2.24.3.12](#): This element is not available in Office 2013 and earlier.

[<280> Section 2.24.3.12](#): This attribute is not available in Office 2013 and earlier.

[<281> Section 2.24.3.12](#): This attribute is not available in Office 2013 and earlier.

[<282> Section 2.24.3.12](#): This attribute is not available in Office 2013 and earlier.

[<283> Section 2.24.3.13](#): This complex type is not available in Office 2013 and earlier.

[<284> Section 2.24.3.13](#): This element is not available in Office 2013 and earlier.

[<285> Section 2.24.3.13](#): This element is not available in Office 2013 and earlier.

[<286> Section 2.24.3.13](#): This element is not available in Office 2013 and earlier.

[<287> Section 2.24.3.13](#): This element is not available in Office 2013 and earlier.

[<288> Section 2.24.3.13](#): This element is not available in Office 2016 and earlier.

[<289> Section 2.24.3.14](#): This complex type is not available in Office 2013 and earlier.

[<290> Section 2.24.3.14](#): This element is not available in Office 2013 and earlier.

[<291> Section 2.24.3.15](#): This complex type is not available in Office 2013 and earlier.

[<292> Section 2.24.3.15](#): This element is not available in Office 2013 and earlier.

[<293> Section 2.24.3.15](#): This element is not available in Office 2013 and earlier.

[<294> Section 2.24.3.15](#): This element is not available in Office 2013 and earlier.

[<295> Section 2.24.3.15](#): This attribute is not available in Office 2013 and earlier.

[<296> Section 2.24.3.16](#): This complex type is not available in Office 2013 and earlier.

[<297> Section 2.24.3.16](#): This attribute is not available in Office 2013 and earlier.

[<298> Section 2.24.3.17](#): This complex type is not available in Office 2013 and earlier.

[<299> Section 2.24.3.17](#): This element is not available in Office 2013 and earlier.

[<300> Section 2.24.3.17](#): This element is not available in Office 2013 and earlier.

[<301> Section 2.24.3.17](#): This element is not available in Office 2013 and earlier.

[<302> Section 2.24.3.17](#): This element is not available in Office 2013 and earlier.

[<303> Section 2.24.3.17](#): This element is not available in Office 2013 and earlier.

[<304> Section 2.24.3.17](#): This element is not available in Office 2013 and earlier.

[<305> Section 2.24.3.17](#): This attribute is not available in Office 2013 and earlier.

[<306> Section 2.24.3.17](#): This attribute is not available in Office 2013 and earlier.

[<307> Section 2.24.3.18](#): This complex type is not available in Office 2013 and earlier.

[<308> Section 2.24.3.18](#): This attribute is not available in Office 2013 and earlier.

[<309> Section 2.24.3.19](#): This complex type is not available in Office 2013 and earlier.

[<310> Section 2.24.3.19](#): This element is not available in Office 2013 and earlier.

[<311> Section 2.24.3.19](#): This element is not available in Office 2013 and earlier.

[<312> Section 2.24.3.19](#): This element is not available in Office 2013 and earlier.

[<313> Section 2.24.3.19](#): This element is not available in Office 2013 and earlier.

[<314> Section 2.24.3.19](#): This element is not available in Office 2013 and earlier.

[<315> Section 2.24.3.19](#): This element is not available in Office 2013 and earlier.

[<316> Section 2.24.3.19](#): This element is not available in Office 2013 and earlier.

[<317> Section 2.24.3.19](#): This element is not available in Office 2013 and earlier.

[<318> Section 2.24.3.19](#): This attribute is not available in Office 2013 and earlier.

[<319> Section 2.24.3.20](#): This complex type is not available in Office 2013 and earlier.

[<320> Section 2.24.3.20](#): This attribute is not available in Office 2013 and earlier.

[<321> Section 2.24.3.20](#): This attribute is not available in Office 2013 and earlier.

[<322> Section 2.24.3.20](#): This attribute is not available in Office 2013 and earlier.

[<323> Section 2.24.3.21](#): This complex type is not available in Office 2013 and earlier.

[<324> Section 2.24.3.21](#): This element is not available in Office 2013 and earlier.

[<325> Section 2.24.3.21](#): This element is not available in Office 2013 and earlier.

[<326> Section 2.24.3.21](#): This attribute is not available in Office 2013 and earlier.

[<327> Section 2.24.3.22](#): This complex type is not available in Office 2013 and earlier.

[<328> Section 2.24.3.22](#): This attribute is not available in Office 2013 and earlier.

[<329> Section 2.24.3.23](#): This complex type is not available in Office 2013 and earlier.

[<330> Section 2.24.3.23](#): This element is not available in Office 2013 and earlier.

[<331> Section 2.24.3.24](#): This complex type is not available in Office 2013 and earlier.

[<332> Section 2.24.3.24](#): This attribute is not available in Office 2013 and earlier.

[<333> Section 2.24.3.24](#): This attribute is not available in Office 2013 and earlier.

[<334> Section 2.24.3.25](#): This complex type is not available in Office 2013 and earlier.

[<335> Section 2.24.3.26](#): This complex type is not available in Office 2013 and earlier.

[<336> Section 2.24.3.26](#): This element is not available in Office 2013 and earlier.

[<337> Section 2.24.3.26](#): This element is not available in Office 2013 and earlier.

[<338> Section 2.24.3.26](#): This attribute is not available in Office 2013 and earlier.

[<339> Section 2.24.3.27](#): This complex type is not available in Office 2013 and earlier.

[<340> Section 2.24.3.27](#): This element is not available in Office 2013 and earlier.

[<341> Section 2.24.3.28](#): This complex type is not available in Office 2013 and earlier.

[<342> Section 2.24.3.28](#): This attribute is not available in Office 2013 and earlier.

[<343> Section 2.24.3.29](#): This complex type is not available in Office 2013 and earlier.

[<344> Section 2.24.3.29](#): This element is not available in Office 2013 and earlier.

[<345> Section 2.24.3.29](#): This element is not available in Office 2013 and earlier.

[<346> Section 2.24.3.29](#): This attribute is not available in Office 2013 and earlier.

[<347> Section 2.24.3.30](#): This complex type is not available in Office 2013 and earlier.

[<348> Section 2.24.3.30](#): This element is not available in Office 2013 and earlier.

[<349> Section 2.24.3.31](#): This complex type is not available in Office 2013 and earlier.

[<350> Section 2.24.3.31](#): This element is not available in Office 2013 and earlier.

[<351> Section 2.24.3.31](#): This attribute is not available in Office 2013 and earlier.

[<352> Section 2.24.3.32](#): This complex type is not available in Office 2013 and earlier.

[<353> Section 2.24.3.32](#): This element is not available in Office 2013 and earlier.

[<354> Section 2.24.3.32](#): This element is not available in Office 2013 and earlier.

[<355> Section 2.24.3.33](#): This complex type is not available in Office 2013 and earlier.

[<356> Section 2.24.3.34](#): This element is not available in Office 2013 and earlier.

[<357> Section 2.24.3.35](#): This complex type is not available in Office 2013 and earlier.

[<358> Section 2.24.3.35](#): This element is not available in Office 2013 and earlier.

[<359> Section 2.24.3.35](#): This element is not available in Office 2013 and earlier.

[<360> Section 2.24.3.35](#): This attribute is not available in Office 2013 and earlier.

[<361> Section 2.24.3.35](#): This attribute is not available in Office 2013 and earlier.

[<362> Section 2.24.3.35](#): This attribute is not available in Office 2013 and earlier.

[<363> Section 2.24.3.35](#): This attribute is not available in Office 2013 and earlier.

[<364> Section 2.24.3.35](#): This attribute is not available in Office 2013 and earlier.

[<365> Section 2.24.3.35](#): This attribute is not available in Office 2013 and earlier.

[<366> Section 2.24.3.36](#): This complex type is not available in Office 2013 and earlier.

[<367> Section 2.24.3.36](#): This attribute is not available in Office 2013 and earlier.

[<368> Section 2.24.3.36](#): This attribute is not available in Office 2013 and earlier.

[<369> Section 2.24.3.37](#): This complex type is not available in Office 2013 and earlier.

[<370> Section 2.24.3.37](#): This element is not available in Office 2013 and earlier.

[<371> Section 2.24.3.37](#): This element is not available in Office 2013 and earlier.

[<372> Section 2.24.3.38](#): This complex type is not available in Office 2013 and earlier.

[<373> Section 2.24.3.38](#): This element is not available in Office 2013 and earlier.

[<374> Section 2.24.3.39](#): This complex type is not available in Office 2013 and earlier.

[<375> Section 2.24.3.39](#): This attribute is not available in Office 2013 and earlier.

[<376> Section 2.24.3.39](#): This attribute is not available in Office 2013 and earlier.

[<377> Section 2.24.3.39](#): This attribute is not available in Office 2013 and earlier.

[<378> Section 2.24.3.40](#): This complex type is not available in Office 2013 and earlier.

[<379> Section 2.24.3.40](#): This attribute is not available in Office 2013 and earlier.

[<380> Section 2.24.3.40](#): This attribute is not available in Office 2013 and earlier.

[<381> Section 2.24.3.41](#): This complex type is not available in Office 2013 and earlier.

[<382> Section 2.24.3.41](#): This element is not available in Office 2013 and earlier.

[<383> Section 2.24.3.41](#): This element is not available in Office 2013 and earlier.

[<384> Section 2.24.3.42](#): This complex type is not available in Office 2013 and earlier.

[<385> Section 2.24.3.42](#): This element is not available in Office 2013 and earlier.

[<386> Section 2.24.3.43](#): This complex type is not available in Office 2016 and earlier.

[<387> Section 2.24.3.44](#): This complex type is not available in Office 2013 and earlier.

[<388> Section 2.24.3.44](#): This element is not available in Office 2013 and earlier.

[<389> Section 2.24.3.44](#): This attribute is not available in Office 2013 and earlier.

[<390> Section 2.24.3.44](#): This attribute is not available in Office 2013 and earlier.

[<391> Section 2.24.3.44](#): This attribute is not available in Office 2013 and earlier.

[<392> Section 2.24.3.44](#): This attribute is not available in Office 2013 and earlier.

[<393> Section 2.24.3.44](#): This attribute is not available in Office 2013 and earlier.

[<394> Section 2.24.3.45](#): This complex type is not available in Office 2013 and earlier.

[<395> Section 2.24.3.45](#): This attribute is not available in Office 2013 and earlier.

[<396> Section 2.24.3.45](#): This attribute is not available in Office 2013 and earlier.

<397> [Section 2.24.3.45](#): This attribute is not available in Office 2013 and earlier.

<398> [Section 2.24.3.46](#): This complex type is not available in Office 2013 and earlier.

<399> [Section 2.24.3.46](#): This element is not available in Office 2013 and earlier.

<400> [Section 2.24.3.46](#): This attribute is not available in Office 2013 and earlier.

<401> [Section 2.24.3.46](#): This attribute is not available in Office 2013 and earlier.

<402> [Section 2.24.3.46](#): This attribute is not available in Office 2013 and earlier.

<403> [Section 2.24.3.46](#): This attribute is not available in Office 2013 and earlier.

<404> [Section 2.24.3.47](#): This complex type is not available in Office 2013 and earlier.

<405> [Section 2.24.3.47](#): This attribute is not available in Office 2013 and earlier.

<406> [Section 2.24.3.47](#): This attribute is not available in Office 2013 and earlier.

<407> [Section 2.24.3.47](#): This attribute is not available in Office 2013 and earlier.

<408> [Section 2.24.3.47](#): This attribute is not available in Office 2013 and earlier.

<409> [Section 2.24.3.47](#): This attribute is not available in Office 2013 and earlier.

<410> [Section 2.24.3.48](#): This complex type is not available in Office 2013 and earlier.

<411> [Section 2.24.3.48](#): This element is not available in Office 2013 and earlier.

<412> [Section 2.24.3.48](#): This element is not available in Office 2013 and earlier.

<413> [Section 2.24.3.49](#): This complex type is not available in Office 2013 and earlier.

<414> [Section 2.24.3.49](#): This element is not available in Office 2013 and earlier.

<415> [Section 2.24.3.50](#): This complex type is not available in Office 2013 and earlier.

<416> [Section 2.24.3.50](#): This element is not available in Office 2013 and earlier.

<417> [Section 2.24.3.51](#): This complex type is not available in Office 2016 or earlier.

<418> [Section 2.24.3.52](#): This complex type is not available in Office 2016 or earlier.

<419> [Section 2.24.3.53](#): This complex type is not available in Office 2016 or earlier.

<420> [Section 2.24.3.54](#): This complex type is not available in Office 2016 or earlier.

<421> [Section 2.24.3.55](#): This complex type is not available in Office 2013 and earlier.

<422> [Section 2.24.3.55](#): This attribute is not available in Office 2013 and earlier.

<423> [Section 2.24.3.55](#): This attribute is not available in Office 2013 and earlier.

<424> [Section 2.24.3.55](#): This attribute is not available in Office 2013 and earlier.

<425> [Section 2.24.3.56](#): This complex type is not available in Office 2013 and earlier.

<426> [Section 2.24.3.56](#): This element is not available in Office 2013 and earlier.

<427> [Section 2.24.3.57](#): This complex type is not available in Office 2013 and earlier.

<428> [Section 2.24.3.57](#): This element is not available in Office 2013 and earlier.



<429> [Section 2.24.3.57](#): This element is not available in Office 2013 and earlier.

<430> [Section 2.24.3.58](#): This complex type is not available in Office 2013 and earlier.

<431> [Section 2.24.3.58](#): This element is not available in Office 2013 and earlier.

<432> [Section 2.24.3.58](#): This element is not available in Office 2013 and earlier.

<433> [Section 2.24.3.58](#): This element is not available in Office 2013 and earlier.

<434> [Section 2.24.3.58](#): This element is not available in Office 2013 and earlier.

<435> [Section 2.24.3.58](#): This element is not available in Office 2013 and earlier.

<436> [Section 2.24.3.58](#): This element is not available in Office 2013 and earlier.

<437> [Section 2.24.3.58](#): This attribute is not available in Office 2013 and earlier.

<438> [Section 2.24.3.58](#): This attribute is not available in Office 2013 and earlier.

<439> [Section 2.24.3.58](#): This attribute is not available in Office 2013 and earlier.

<440> [Section 2.24.3.59](#): This complex type is not available in Office 2013 and earlier.

<441> [Section 2.24.3.59](#): This element is not available in Office 2013 and earlier.

<442> [Section 2.24.3.59](#): This element is not available in Office 2013 and earlier.

<443> [Section 2.24.3.59](#): This element is not available in Office 2013 and earlier.

<444> [Section 2.24.3.59](#): This attribute is not available in Office 2013 and earlier.

<445> [Section 2.24.3.59](#): This attribute is not available in Office 2013 and earlier.

<446> [Section 2.24.3.59](#): This attribute is not available in Office 2013 and earlier.

<447> [Section 2.24.3.60](#): This complex type is not available in Office 2013 and earlier.

<448> [Section 2.24.3.60](#): This attribute is not available in Office 2013 and earlier.

<449> [Section 2.24.3.61](#): This complex type is not available in Office 2013 and earlier.

<450> [Section 2.24.3.61](#): This attribute is not available in Office 2013 and earlier.

<451> [Section 2.24.3.61](#): This attribute is not available in Office 2013 and earlier.

<452> [Section 2.24.3.62](#): This complex type is not available in Office 2013 and earlier.

<453> [Section 2.24.3.62](#): This element is not available in Office 2013 and earlier.

<454> [Section 2.24.3.62](#): This element is not available in Office 2013 and earlier.

<455> [Section 2.24.3.62](#): This element is not available in Office 2013 and earlier.

<456> [Section 2.24.3.62](#): This attribute is not available in Office 2013 and earlier.

<457> [Section 2.24.3.63](#): This complex type is not available in Office 2013 and earlier.

<458> [Section 2.24.3.63](#): This element is not available in Office 2013 and earlier.

<459> [Section 2.24.3.63](#): This attribute is not available in Office 2013 and earlier.

<460> [Section 2.24.3.63](#): This attribute is not available in Office 2013 and earlier.



[<461> Section 2.24.3.64](#): This complex type is not available in Office 2013 and earlier.

[<462> Section 2.24.3.64](#): This attribute is not available in Office 2013 and earlier.

[<463> Section 2.24.3.65](#): This complex type is not available in Office 2013 and earlier.

[<464> Section 2.24.3.65](#): This attribute is not available in Office 2013 and earlier.

[<465> Section 2.24.3.65](#): This attribute is not available in Office 2013 and earlier.

[<466> Section 2.24.3.65](#): This attribute is not available in Office 2013 and earlier.

[<467> Section 2.24.3.65](#): This attribute is not available in Office 2013 and earlier.

[<468> Section 2.24.3.65](#): This attribute is not available in Office 2013 and earlier.

[<469> Section 2.24.3.65](#): This attribute is not available in Office 2013 and earlier.

[<470> Section 2.24.3.66](#): This complex type is not available in Office 2013 and earlier.

[<471> Section 2.24.3.66](#): This attribute is not available in Office 2013 and earlier.

[<472> Section 2.24.3.66](#): This attribute is not available in Office 2013 and earlier.

[<473> Section 2.24.3.66](#): This attribute is not available in Office 2013 and earlier.

[<474> Section 2.24.3.66](#): This attribute is not available in Office 2013 and earlier.

[<475> Section 2.24.3.66](#): This attribute is not available in Office 2013 and earlier.

[<476> Section 2.24.3.66](#): This attribute is not available in Office 2013 and earlier.

[<477> Section 2.24.3.66](#): This attribute is not available in Office 2013 and earlier.

[<478> Section 2.24.3.66](#): This attribute is not available in Office 2013 and earlier.

[<479> Section 2.24.3.66](#): This attribute is not available in Office 2013 and earlier.

[<480> Section 2.24.3.67](#): This complex type is not available in Office 2013 and earlier.

[<481> Section 2.24.3.67](#): This attribute is not available in Office 2013 and earlier.

[<482> Section 2.24.3.68](#): This complex type is not available in Office 2013 and earlier.

[<483> Section 2.24.3.68](#): This attribute is not available in Office 2013 and earlier.

[<484> Section 2.24.3.69](#): This complex type is not available in Office 2013 and earlier.

[<485> Section 2.24.3.69](#): This element is not available in Office 2013 and earlier.

[<486> Section 2.24.3.69](#): This element is not available in Office 2013 and earlier.

[<487> Section 2.24.3.69](#): This element is not available in Office 2013 and earlier.

[<488> Section 2.24.3.69](#): This element is not available in Office 2013 and earlier.

[<489> Section 2.24.3.70](#): This complex type is not available in Office 2013 and earlier.

[<490> Section 2.24.3.70](#): This element is not available in Office 2013 and earlier.

[<491> Section 2.24.3.70](#): This element is not available in Office 2013 and earlier.

[<492> Section 2.24.3.70](#): This element is not available in Office 2013 and earlier.

<493> [Section 2.24.3.71](#): This complex type is not available in Office 2013 and earlier.

<494> [Section 2.24.3.71](#): This element is not available in Office 2013 and earlier.

<495> [Section 2.24.3.71](#): This element is not available in Office 2013 and earlier.

<496> [Section 2.24.3.72](#): This complex type is not available in Office 2013 and earlier.

<497> [Section 2.24.3.72](#): This element is not available in Office 2013 and earlier.

<498> [Section 2.24.3.72](#): This element is not available in Office 2013 and earlier.

<499> [Section 2.24.3.72](#): This element is not available in Office 2013 and earlier.

<500> [Section 2.24.3.73](#): This complex type is not available in Office 2013 and earlier.

<501> [Section 2.24.3.73](#): This attribute is not available in Office 2013 and earlier.

<502> [Section 2.24.3.75](#): This complex type is not available in Office 2013 and earlier.

<503> [Section 2.24.3.75](#): This element is not available in Office 2013 and earlier.

<504> [Section 2.24.3.75](#): This element is not available in Office 2013 and earlier.

<505> [Section 2.24.3.75](#): This element is not available in Office 2013 and earlier.

<506> [Section 2.24.3.75](#): This element is not available in Office 2013 and earlier.

<507> [Section 2.24.3.75](#): This element is not available in Office 2013 and earlier.

<508> [Section 2.24.3.75](#): This element is not available in Office 2013 and earlier.

<509> [Section 2.24.3.75](#): This element is not available in Office 2013 and earlier.

<510> [Section 2.24.3.75](#): This element is not available in Office 2013 and earlier.

<511> [Section 2.24.3.75](#): This element is not available in Office 2013 and earlier.

<512> [Section 2.24.3.75](#): This element is not available in Office 2013 and earlier.

<513> [Section 2.24.3.75](#): This attribute is not available in Office 2013 and earlier.

<514> [Section 2.24.3.75](#): This attribute is not available in Office 2013 and earlier.

<515> [Section 2.24.3.75](#): This attribute is not available in Office 2013 and earlier.

<516> [Section 2.24.3.75](#): This attribute is not available in Office 2013 and earlier.

<517> [Section 2.24.3.75](#): This attribute is not available in Office 2013 and earlier.

<518> [Section 2.24.3.76](#): This complex type is not available in Office 2013 and earlier.

<519> [Section 2.24.3.76](#): This attribute is not available in Office 2013 and earlier.

<520> [Section 2.24.3.76](#): This attribute is not available in Office 2013 and earlier.

<521> [Section 2.24.3.76](#): This attribute is not available in Office 2013 and earlier.

<522> [Section 2.24.3.76](#): This attribute is not available in Office 2013 and earlier.

<523> [Section 2.24.3.76](#): This attribute is not available in Office 2013 and earlier.

<524> [Section 2.24.3.77](#): This complex type is not available in Office 2013 and earlier.

[<525> Section 2.24.3.77](#): This element is not available in Office 2013 and earlier.

[<526> Section 2.24.3.77](#): This element is not available in Office 2013 and earlier.

[<527> Section 2.24.3.77](#): This element is not available in Office 2013 and earlier.

[<528> Section 2.24.3.77](#): This element is not available in Office 2013 and earlier.

[<529> Section 2.24.3.77](#): This element is not available in Office 2013 and earlier.

[<530> Section 2.24.3.77](#): This element is not available in Office 2013 and earlier.

[<531> Section 2.24.3.77](#): This element is not available in Office 2013 and earlier.

[<532> Section 2.24.3.77](#): This element is not available in Office 2013 and earlier.

[<533> Section 2.24.3.77](#): This element is not available in Office 2013 and earlier.

[<534> Section 2.24.3.78](#): This complex type is not available in Office 2013 and earlier.

[<535> Section 2.24.3.78](#): This attribute is not available in Office 2013 and earlier.

[<536> Section 2.24.3.79](#): This complex type is not available in Office 2013 and earlier.

[<537> Section 2.24.3.79](#): This element is not available in Office 2013 and earlier.

[<538> Section 2.24.3.79](#): This element is not available in Office 2013 and earlier.

[<539> Section 2.24.3.79](#): This element is not available in Office 2013 and earlier.

[<540> Section 2.24.3.79](#): This attribute is not available in Office 2013 and earlier.

[<541> Section 2.24.3.80](#): This complex type is not available in Office 2013 and earlier.

[<542> Section 2.24.3.80](#): This element is not available in Office 2013 and earlier.

[<543> Section 2.24.3.80](#): This attribute is not available in Office 2013 and earlier.

[<544> Section 2.24.3.81](#): This complex type is not available in Office 2013 and earlier.

[<545> Section 2.24.3.81](#): This attribute is not available in Office 2013 and earlier.

[<546> Section 2.24.3.82](#): This attribute is not available in Office 2013 and earlier.

[<547> Section 2.24.3.83](#): This complex type is not available in Office 2013 and earlier.

[<548> Section 2.24.3.83](#): This element is not available in Office 2013 and earlier.

[<549> Section 2.24.3.84](#): This complex type is not available in Office 2013 and earlier.

[<550> Section 2.24.3.84](#): This element is not available in Office 2013 and earlier.

[<551> Section 2.24.3.84](#): This element is not available in Office 2013 and earlier.

[<552> Section 2.24.3.85](#): This complex type is not available in Office 2013 and earlier.

[<553> Section 2.24.3.85](#): This element is not available in Office 2013 and earlier.

[<554> Section 2.24.3.85](#): This element is not available in Office 2013 and earlier.

[<555> Section 2.24.3.85](#): This element is not available in Office 2013 and earlier.

[<556> Section 2.24.3.86](#): This complex type is not available in Office 2013 and earlier.

<557> [Section 2.24.3.86](#): This element is not available in Office 2013 and earlier.

<558> [Section 2.24.3.87](#): This complex type is not available in Office 2013 and earlier.

<559> [Section 2.24.3.87](#): This element is not available in Office 2013 and earlier.

<560> [Section 2.24.3.87](#): This attribute is not available in Office 2013 and earlier.

<561> [Section 2.24.3.88](#): This complex type is not available in Office 2013 and earlier.

<562> [Section 2.24.3.88](#): This attribute is not available in Office 2013 and earlier.

<563> [Section 2.24.3.88](#): This attribute is not available in Office 2013 and earlier.

<564> [Section 2.24.3.88](#): This attribute is not available in Office 2013 and earlier.

<565> [Section 2.24.3.88](#): This attribute is not available in Office 2013 and earlier.

<566> [Section 2.24.3.89](#): This complex type is not available in Office 2013 and earlier.

<567> [Section 2.24.3.89](#): This element is not available in Office 2013 and earlier.

<568> [Section 2.24.3.89](#): This element is not available in Office 2013 and earlier.

<569> [Section 2.24.3.89](#): This element is not available in Office 2013 and earlier.

<570> [Section 2.24.3.90](#): This complex type is not available in Office 2013 and earlier.

<571> [Section 2.24.3.90](#): This element is not available in Office 2013 and earlier.

<572> [Section 2.24.3.90](#): This element is not available in Office 2013 and earlier.

<573> [Section 2.24.3.91](#): This complex type is not available in Office 2013 and earlier.

<574> [Section 2.24.3.91](#): This element is not available in Office 2013 and earlier.

<575> [Section 2.24.3.91](#): This element is not available in Office 2013 and earlier.

<576> [Section 2.24.3.91](#): This element is not available in Office 2013 and earlier.

<577> [Section 2.24.3.91](#): This attribute is not available in Office 2013 and earlier.

<578> [Section 2.24.3.92](#): This complex type is not available in Office 2013 and earlier.

<579> [Section 2.24.3.92](#): This element is not available in Office 2013 and earlier.

<580> [Section 2.24.3.92](#): This element is not available in Office 2013 and earlier.

<581> [Section 2.24.3.92](#): This element is not available in Office 2013 and earlier.

<582> [Section 2.24.4.1](#): This simple type is not available in Office 2013 and earlier.

<583> [Section 2.24.4.2](#): This simple type is not available in Office 2013 and earlier.

<584> [Section 2.24.4.3](#): This simple type is not available in Office 2013 and earlier.

<585> [Section 2.24.4.4](#): This simple type is not available in Office 2013 and earlier.

<586> [Section 2.24.4.5](#): This simple type is not available in Office 2013 and earlier.

<587> [Section 2.24.4.6](#): This simple type is not available in Office 2013 and earlier.

<588> [Section 2.24.4.7](#): This simple type is not available in Office 2013 and earlier.

[<589> Section 2.24.4.8](#): This simple type is not available in Office 2013 and earlier.

[<590> Section 2.24.4.9](#): This simple type is not available in Office 2013 and earlier.

[<591> Section 2.24.4.10](#): This simple type is not available in Office 2013 and earlier.

[<592> Section 2.24.4.11](#): This simple type is not available in Office 2013 and earlier.

[<593> Section 2.24.4.12](#): This simple type is not available in Office 2013 and earlier.

[<594> Section 2.24.4.13](#): This simple type is not available in Office 2013 and earlier.

[<595> Section 2.24.4.14](#): This simple type is not available in Office 2013 and earlier.

[<596> Section 2.24.4.15](#): This simple type is not available in Office 2013 and earlier.

[<597> Section 2.24.4.16](#): This simple type is not available in Office 2013 and earlier.

[<598> Section 2.24.4.17](#): This simple type is not available in Office 2013 and earlier.

[<599> Section 2.24.4.18](#): This simple type is not available in Office 2013 and earlier.

[<600> Section 2.24.4.19](#): This simple type is not available in Office 2013 and earlier.

[<601> Section 2.24.4.20](#): This simple type is not available in Office 2013 and earlier.

[<602> Section 2.24.4.20](#): This value is not available in Office 2016 and earlier.

[<603> Section 2.24.4.21](#): This simple type is not available in Office 2013 and earlier.

[<604> Section 2.24.4.22](#): This simple type is not available in Office 2013 and earlier.

[<605> Section 2.24.4.23](#): This simple type is not available in Office 2013 and earlier.

[<606> Section 2.25.1.1](#): This element is not available in Office 2013 and earlier.

[<607> Section 2.25.1.5](#): This element is not available in Office 2013 and earlier.

[<608> Section 2.25.3.1](#): This complex type is not available in Office 2013 and earlier.

[<609> Section 2.25.3.1](#): This attribute is not available in Office 2013 and earlier.

[<610> Section 2.26.3.1](#): This complex type is not available in Office 2013 and earlier.

[<611> Section 2.27.3.1](#): This complex type is not available in Office 2013 and earlier.

[<612> Section 2.28.3.1](#): This element is not available in Office 2016, Office Online, Office 2013, Office 2010 and The 2007 Office system.

[<613> Section 2.28.3.1](#): This element is not available in Office 2016, Office Online, Office 2013, Office 2010 and The 2007 Office system.

[<614> Section 2.28.3.1](#): This element is not available in Office 2016, Office Online, Office 2013, Office 2010 and The 2007 Office system.

[<615> Section 2.39.1.1](#): This element is only available in Word 2019 and later.

[<616> Section 2.39.3.1](#): This complex type is only available in Word 2019 and later.

[<617> Section 2.39.4.1](#): This simple type is only available in Word 2019 and greater.

[<618> Section 2.40.1.1](#): This element is only available in Word for the web.

[<619> Section 2.40.3.1](#): This complex type is only available in Word for the web.

[<620> Section 2.41.1.1](#): Scriptlink is applicable to Office 2021 and later.

[<621> Section 2.42.1.1](#): This element is applicable to Microsoft PowerPoint 2021 and later.

[<622> Section 2.42.1.1](#): This section contains preliminary content and might be subject to change.

[<623> Section 2.42.3.1](#): This complex type is applicable to PowerPoint 2021 and later.

[<624> Section 2.42.3.1](#): This section contains preliminary content and might be subject to change.

[<625> Section 2.42.3.2](#): This complex type is applicable to PowerPoint 2021 and later.

[<626> Section 2.42.3.2](#): This section contains preliminary content and might be subject to change.

[<627> Section 2.42.3.3](#): This complex type is applicable to PowerPoint 2021 and later.

[<628> Section 2.42.3.3](#): This section contains preliminary content and might be subject to change.

[<629> Section 2.42.3.4](#): This complex type is applicable to PowerPoint 2021 and later.

[<630> Section 2.42.3.4](#): This section contains preliminary content and might be subject to change.

[<631> Section 2.42.3.5](#): This complex type is applicable to PowerPoint 2021 and later.

[<632> Section 2.42.3.5](#): This section contains preliminary content and might be subject to change.

[<633> Section 2.42.3.6](#): This complex type is applicable to PowerPoint 2021 and later.

[<634> Section 2.42.3.6](#): This section contains preliminary content and is subject to change.

## 7 Change Tracking

This section identifies changes that were made to this document since the last release. Changes are classified as Major, Minor, or None.

The revision class **Major** means that the technical content in the document was significantly revised. Major changes affect protocol interoperability or implementation. Examples of major changes are:

- A document revision that incorporates changes to interoperability requirements.
- A document revision that captures changes to protocol functionality.

The revision class **Minor** means that the meaning of the technical content was clarified. Minor changes do not affect protocol interoperability or implementation. Examples of minor changes are updates to clarify ambiguity at the sentence, paragraph, or table level.

The revision class **None** means that no new technical changes were introduced. Minor editorial and formatting changes may have been made, but the relevant technical content is identical to the last released version.

The changes made to this document are listed in the following table. For more information, please contact [dochelp@microsoft.com](mailto:dochelp@microsoft.com).

Section	Description	Revision class
<a href="#">6</a> Appendix B: Product Behavior	Updated list of supported products.	Major

## 8 Index

### A

[ActiveX and OLE Objects in WordprocessingML](#) 49  
[anchorId attribute](#) 168  
[Applicability](#) 28  
Attributes  
  [anchorId](#) 168  
  [editId](#) 168  
  [legacySpreadsheetColorIndex](#) 59  
[autoCat element](#) 95

### B

[Background fill for WordprocessingML drawings](#) 50  
[backgroundPr element](#) 151

### C

[Camera tool example](#) 331  
[Camera tool extensions](#) 47  
[cameraTool element](#) 55  
[categoryFilterExceptions element](#) 96  
[Change tracking](#) 411  
[Chart Colors part](#) 29  
[Chart style example](#) 326  
[Chart Style part](#) 29  
[Charting extensions](#) 55  
Charts ([section 1.3.1](#) 22, [section 2.2.1](#) 37)  
[chartStyle element](#) 118  
[cNvPr element](#) 136  
[colorStyle element](#) 118  
[compatExt element](#) 56  
Complex type  
  [CT PictureEffectCement](#) 69  
  [CT PictureEffectChalkSketch](#) 69  
  [CT PictureEffectCrisscrossEtching](#) 71  
  [CT PictureEffectGlowDiffused](#) 76  
  [CT PictureEffectLightScreen](#) 77  
  [CT PictureEffectLineDrawing](#) 78  
  [CT PictureEffectMarker](#) 78  
  [CT PictureEffectWatercolorSponge](#) 86  
Complex types  
  ["CT FilteredSurfaceSer](#) 110  
  [CT\\_ApplicationNonVisualDrawingProps](#) ([section 2.5.3.1](#) 93, [section 2.20.3.1](#) 173)  
  [CT BackgroundPr](#) 152  
  [CT Boolean](#) 137  
  [CT\\_BooleanFalse](#) ([section 2.7.3.1](#) 114, [section 2.33.3.1](#) 305)  
  [CT BooleanTrue](#) 114  
  [CT CameraTool](#) 60  
  [CT CategoryFilterException](#) 103  
  [CT CategoryFilterExceptions](#) 104  
  [CT ColorStyle](#) 121  
  [CT ColorStyleVariation](#) 122  
  [CT CompatExt](#) 61  
  [CT\\_ContentPart](#) ([section 2.5.3.2](#) 94, [section 2.20.3.2](#) 174, [section 2.21.3.1](#) 176, [section 2.21.3.2](#) 177, [section 2.21.3.3](#) 177, [section 2.21.3.4](#) 178, [section 2.21.3.5](#) 178, [section 2.21.3.6](#) 179)

[CT\\_ContentPartLocking](#) 61  
[CT\\_ContentPartNonVisual](#) ([section 2.5.3.3](#) 95, [section 2.20.3.3](#) 175)  
[CT CtxLink](#) 142  
[CT CtxNode](#) 143  
[CT DataLabelFieldTable](#) 104  
[CT DataLabelFieldTableEntry](#) 105  
[CT DataModelExtBlock](#) 138  
[CT Drawing](#) 138  
[CT FilteredAreaSer](#) 106  
[CT FilteredBarSer](#) 106  
[CT FilteredBubbleSer](#) 106  
[CT FilteredCategoryTitle](#) 107  
[CT FilteredLineSer](#) 107  
[CT FilteredPieSer](#) 108  
[CT FilteredRadarSer](#) 108  
[CT FilteredScatterSer](#) 109  
[CT FilteredSeriesTitle](#) 109  
[CT FontReference](#) 124  
[CT FormulaRef ChartStyle](#) 119  
[CT\\_FullRef](#) ([section 2.6.3.15](#) 110, [section 2.6.3.16](#) 111)  
[CT GraphicFrame](#) 163  
[CT GroupShape](#) 139  
[CT GroupShapeNonVisual](#) 140  
[CT GvmlContentPart](#) 62  
[CT GvmlContentPartNonVisual](#) 63  
[CT InvertSolidFillFmt](#) 115  
[CT IsGvmlCanvas](#) 64  
[CT LevelRef](#) 111  
[CT MarkerLayout](#) 125  
[CT\\_NonVisualGroupProps](#) 153  
[CT\\_NonVisualInkContentPartProperties](#) 64  
[CT ObjectPr](#) 153  
[CT Photo](#) 65  
[CT Picture Effect](#) 72  
[CT PictureEffectBackgroundRemoval](#) 65  
  
  [CT PictureEffectBackgroundRemovalBackgroundMark](#) 66  
  
  [CT PictureEffectBackgroundRemovalForegroundMark](#) 67  
[CT PictureEffectBlur](#) 67  
[CT PictureEffectBrightnessContrast](#) 68  
[CT PictureEffectColorTemperature](#) 70  
[CT PictureEffectFilmGrain](#) 74  
[CT PictureEffectGlass](#) 75  
[CT PictureEffectGlowEdges](#) 76  
[CT PictureEffectMosaicBubbles complex type](#) 79  
[CT PictureEffectPaintBrush](#) 80  
[CT PictureEffectPaintStrokes](#) 80  
[CT PictureEffectPastelsSmooth](#) 81  
[CT PictureEffectPencilGrayscale](#) 82  
[CT PictureEffectPencilSketch](#) 82  
[CT PictureEffectPhotocopy](#) 83  
[CT PictureEffectPlasticWrap](#) 84  
[CT PictureEffectSaturation](#) 84  
[CT PictureEffectSharpenSoften](#) 85  
[CT PictureEffectTexturizer](#) 85  
[CT PictureLayer](#) 87



[CT\\_PivotOptions](#) ([section 2.7.3.4](#) 115, [section 2.22.3.10](#) 191)  
[CT\\_Property](#) 145  
[CT\\_SeriesDataLabelsRange](#) 112  
[CT\\_ShadowObscured](#) 87  
[CT\\_Shape](#) 140  
[CT\\_ShapeNonVisual](#) 141  
[CT\\_SignatureLine](#) 154  
[CT\\_SizeRelH](#) 169  
[CT\\_SizeRelV](#) 169  
[CT\\_Style](#) 116  
[CT\\_StyleColor](#) 125  
[CT\\_StyleEntry](#) 128  
[CT\\_StyleReference](#) 129  
[CT\\_TextboxInfo](#) 157  
[CT\\_TextMath](#) 88  
[CT\\_UseLocalDpi](#) 88  
[CT\\_WebVideoPr](#) 172  
[CT\\_WordContentPart](#) 161  
[CT\\_WordContentPartNonVisual](#) 162  
[CT\\_WordprocessingCanvas](#) 165  
[CT\\_WordprocessingGroup](#) 164  
[CT\\_WordprocessingShape](#) 158  
[Content part extensions](#) 44  
[Content parts](#) 25  
[Content Parts and Ink example](#) 326  
[contentPart element](#) ([section 2.5.1.1](#) 93, [section 2.15.1.1](#) 161, [section 2.20.1.1](#) 173)  
[contentPart element \(GVML\)](#) 56  
[context element](#) 142  
[CT\\_FilteredSurfaceSer complex type](#) 110  
[CT\\_ApplicationNonVisualDrawingProps complex type](#) ([section 2.5.3.1](#) 93, [section 2.20.3.1](#) 173)  
[CT\\_BackgroundPr complex type](#) 152  
[CT\\_Boolean complex type](#) 137  
[CT\\_BooleanFalse complex type](#) ([section 2.7.3.1](#) 114, [section 2.33.3.1](#) 305)  
[CT\\_BooleanTrue complex type](#) 114  
[CT\\_CameraTool complex type](#) 60  
[CT\\_CategoryFilterException complex type](#) 103  
[CT\\_CategoryFilterExceptions complex type](#) 104  
[CT\\_ColorStyle complex type](#) 121  
[CT\\_ColorStyleVariation complex type](#) 122  
[CT\\_CompatExt complex type](#) 61  
[CT\\_ContentPart complex type](#) ([section 2.5.3.2](#) 94, [section 2.20.3.2](#) 174, [section 2.21.3.1](#) 176, [section 2.21.3.2](#) 177, [section 2.21.3.3](#) 177, [section 2.21.3.4](#) 178, [section 2.21.3.5](#) 178, [section 2.21.3.6](#) 179)  
[CT\\_ContentPartLocking complex type](#) 61  
[CT\\_ContentPartNonVisual complex type](#) ([section 2.5.3.3](#) 95, [section 2.20.3.3](#) 175)  
[CT\\_CtxLink complex type](#) 142  
[CT\\_CtxNode complex type](#) 143  
[CT\\_DataLabelFieldTable complex type](#) 104  
[CT\\_DataLabelFieldTableEntry complex type](#) 105  
[CT\\_dataLabelsRange element](#) 96  
[CT\\_DataModelExtBlock complex type](#) 138  
[CT\\_dblFieldTable element](#) 96  
[CT\\_Drawing complex type](#) 138  
[CT\\_FilteredAreaSer complex type](#) 106  
[CT\\_FilteredBarSer complex type](#) 106  
[CT\\_FilteredBubbleSer complex type](#) 106  
[CT\\_FilteredCategoryTitle complex type](#) 107  
[CT\\_FilteredLineSer complex type](#) 107  
[CT\\_FilteredPieSer complex type](#) 108  
[CT\\_FilteredRadarSer complex type](#) 108  
[CT\\_FilteredScatterSer complex type](#) 109  
[CT\\_FilteredSeriesTitle complex type](#) 109  
[CT\\_FontReference complex type](#) 124  
[CT\\_FormulaRef T\\_ChartStyle complex type](#) 119  
[CT\\_FullRef complex type](#) ([section 2.6.3.15](#) 110, [section 2.6.3.16](#) 111)  
[CT\\_GraphicFrame complex type](#) 163  
[CT\\_GroupShape complex type](#) 139  
[CT\\_GroupShapeNonVisual complex type](#) 140  
[CT\\_GvmlContentPart complex type](#) 62  
[CT\\_GvmlContentPartNonVisual complex type](#) 63  
[CT\\_InvertSolidFillFmt complex type](#) 115  
[CT\\_IsGvmlCanvas complex type](#) 64  
[CT\\_LevelRef complex type](#) 111  
[CT\\_MarkerLayout complex type](#) 125  
[CT\\_NonVisualGroupProps complex type](#) 153  
[CT\\_NonVisualInkContentPartProperties complex type](#) 64  
[CT\\_ObjectPr complex type](#) 153  
[CT\\_Photo complex types](#) 65  
[CT\\_Picture\\_Effect complex type](#) 72  
[CT\\_PictureEffectBackgroundRemoval complex type](#) 65  
[CT\\_PictureEffectBackgroundRemovalBackgroundMark complex type](#) 66  
[CT\\_PictureEffectBackgroundRemovalForegroundMark complex type](#) 67  
[CT\\_PictureEffectBlur complex type](#) 67  
[CT\\_PictureEffectBrightnessContrast complex type](#) 68  
[CT\\_PictureEffectCement complex type](#) 69  
[CT\\_PictureEffectChalkSketch complex type](#) 69  
[CT\\_PictureEffectColorTemperature complex type](#) 70  
[CT\\_PictureEffectCrisscrossEtching complex type](#) 71  
[CT\\_PictureEffectCutout complex type](#) 71  
[CT\\_PictureEffectFilmGrain complex type](#) 74  
[CT\\_PictureEffectGlass complex type](#) 75  
[CT\\_PictureEffectGlowDiffused complex type](#) 76  
[CT\\_PictureEffectGlowEdges complex type](#) 76  
[CT\\_PictureEffectLightScreen complex type](#) 77  
[CT\\_PictureEffectLineDrawing complex type](#) 78  
[CT\\_PictureEffectMarker complex type](#) 78  
[CT\\_PictureEffectMosaicBubbles complex type](#) 79  
[CT\\_PictureEffectPaintBrush complex type](#) 80  
[CT\\_PictureEffectPaintStrokes complex type](#) 80  
[CT\\_PictureEffectPastelsSmooth complex type](#) 81  
[CT\\_PictureEffectPencilGrayscale complex type](#) 82  
[CT\\_PictureEffectPencilSketch complex type](#) 82  
[CT\\_PictureEffectPhotocopy complex type](#) 83  
[CT\\_PictureEffectPlasticWrap complex type](#) 84  
[CT\\_PictureEffectSaturation complex type](#) 84  
[CT\\_PictureEffectSharpenSoften complex type](#) 85  
[CT\\_PictureEffectTexturizer complex type](#) 85  
[CT\\_PictureEffectWatercolorSponge complex type](#) 86  
[CT\\_PictureLayer complex type](#) 87  
[CT\\_PivotOptions complex type](#) ([section 2.7.3.4](#) 115, [section 2.22.3.10](#) 191)  
[CT\\_Property complex type](#) 145  
[CT\\_SeriesDataLabelsRange complex type](#) 112  
[CT\\_ShadowObscured complex type](#) 87  
[CT\\_Shape complex type](#) 140  
[CT\\_ShapeNonVisual complex type](#) 141  
[CT\\_SignatureLine complex type](#) 154  
[CT\\_SizeRelH complex type](#) 169

[CT\\_SizeRelV\\_complex\\_type](#) 169  
[CT\\_Style\\_complex\\_type](#) 116  
[CT\\_StyleColor\\_complex\\_type](#) 125  
[CT\\_StyleEntry\\_complex\\_type](#) 128  
[CT\\_StyleReference\\_complex\\_type](#) 129  
[CT\\_TextboxInfo\\_complex\\_type](#) 157  
[CT\\_TextMath\\_complex\\_type](#) 88  
[CT\\_UseLocalDpi\\_complex\\_type](#) 88  
[CT\\_WebVideoPr\\_complex\\_type](#) 172  
[CT\\_WordContentPart\\_complex\\_type](#) 161  
[CT\\_WordContentPartNonVisual\\_complex\\_type](#) 162  
[CT\\_WordprocessingCanvas\\_complex\\_type](#) 165  
[CT\\_WordprocessingGroup\\_complex\\_type](#) 164  
[CT\\_WordprocessingShape\\_complex\\_type](#) 158

## D

[dataModelExt\\_element](#) 137  
[Diagram\\_Layout\\_example](#) 329  
[Diagram\\_Layout\\_extensions](#) 45  
Diagram Layout part ([section 2.1.3](#) 29, [section 2.1.5](#) 36)  
[Diagrams](#) 26  
Drawing  
    [SpreadsheetML](#) 26  
    [WordprocessingML](#) 26  
[drawing\\_element](#) 138  
[DrawingML\\_canvases\\_in\\_WordprocessingML](#) 52  
[DrawingML\\_content\\_parts\\_in\\_WordprocessingML](#) 52  
[DrawingML\\_groups\\_in\\_WordprocessingML](#) 51  
[DrawingML\\_shapes\\_in\\_WordprocessingML](#) 50

## E

[editId\\_attribute](#) 168  
Element  
    [contentPart\\_\(GVML\)](#) 56  
    [context](#) 142  
    [isCanvas](#) 58  
    [shadowObscured](#) 59  
Elements  
    [autoCat](#) 95  
    [backgroundPr](#) 151  
    [cameraTool](#) 55  
    [categoryFilterExceptions](#) 96  
    [chartStyle](#) 118  
    [cNvPr](#) 136  
    [colorStyle](#) 118  
    [compatExt](#) 56  
    contentPart ([section 2.5.1.1](#) 93, [section 2.15.1.1](#) 161, [section 2.20.1.1](#) 173)  
    [CT\\_dataLabelsRange](#) 96  
    [CT\\_dlbFieldTable](#) 96  
    [dataModelExt](#) 137  
    [drawing](#) 138  
    [extLst](#) 160  
    [filteredAreaSeries](#) 96  
    [filteredBarSeries](#) 97  
    [filteredBubbleSeries](#) 97  
    [filteredCategoryTitle](#) 97  
    [filteredLineSeries](#) 97  
    [filteredPieSeries](#) 98  
    [filteredRadarSeries](#) 98  
    [filteredScatterSeries](#) 98  
    [FilteredSeriesTitle](#) 98

[filteredSurfaceSeries](#) 99  
[formulaRef](#) 99  
[fullRef](#) 99  
[hiddenEffects](#) 56  
[hiddenFill](#) 57  
[hiddenLine](#) 57  
[hiddenScene3d](#) 57  
[hiddenSp3d](#) 57  
[imgProps](#) 58  
[invertSolidFillFmt](#) 113  
[layout](#) 100  
[leaderLines](#) 100  
[levelRef](#) 100  
[m](#) 58  
[nonVisualGroupProps](#) 151  
[numFmt](#) 101  
[objectPr](#) 152  
[pctPosHOffset](#) 167  
[pctPosVOffset](#) 167  
[pivotOptions](#) 113  
[pivotSource](#) 101  
[recolorImg](#) 136  
[showDataLabelsRange](#) 101  
[showLeaderLines](#) 102  
[signatureLine](#) 152  
[sizeRelH](#) 167  
[sizeRelV](#) 168  
[spPr](#) 102  
style ([section 2.7.1.3](#) 114, [section 2.14.1.2](#) 160)  
[themeFamily](#) 91  
[tx](#) 102  
[useLocalDpi](#) 59  
[webVideoPr](#) 172  
[wgp](#) 163  
[wpc](#) 165  
[wsp](#) 156  
[xForSave](#) 102  
Examples  
    [camera\\_tool](#) 331  
    [chart\\_style](#) 326  
    [Content Parts and Ink](#) 326  
    [Diagram\\_Layout](#) 329  
    [group\\_and\\_linked\\_shapes\\_within\\_a\\_canvas](#) 333  
    [grouped\\_graphical\\_objects](#) 332  
    [image\\_recoloring](#) 330  
    [legacy\\_object\\_wrapper](#) 332  
    [Math](#) 330  
    [Pictures](#) 329  
Extensions 36  
    [camera\\_tool](#) 47  
    [charting](#) 55  
    [charts](#) 37  
    [content\\_parts](#) 44  
    [Diagram\\_Layout](#) 45  
    image recoloring ([section 2.2.4.2](#) 45, [section 2.2.4.3](#) 45)  
    [Ink](#) 44  
    [legacy\\_object\\_wrapper](#) 47  
    [math](#) 45  
    [pictures](#) 44  
    [themes](#) 53  
    [Wordprocessing\\_ML\\_drawing](#) 48  
[extLst\\_element](#) 160

## F

[Fields - security index](#) 335  
[Fields - vendor-extensible](#) 28  
[filteredAreaSeries element](#) 96  
[filteredBarSeries element](#) 97  
[filteredBubbleSeries element](#) 97  
[filteredCategoryTitle element](#) 97  
[filteredLineSeries element](#) 97  
[filteredPieSeries element](#) 98  
[filteredRadarSeries element](#) 98  
[filteredScatterSeries element](#) 98  
[filteredSeriesTitle element](#) 98  
[filteredSurfaceSeries element](#) 99  
[formulaRef element](#) 99  
[Full XML schema](#) 336  
[fullRef element](#) 99

## G

[Glossary](#) 20  
[Group and linked shapes within a canvas example](#)  
333  
[Grouped graphical objects example](#) 332

## H

[hiddenEffects element](#) 56  
[hiddenFill element](#) 57  
[hiddenLine element](#) 57  
[hiddenScene3d element](#) 57  
[hiddenSp3d element](#) 57

## I

[Image recoloring example](#) 330  
Image recoloring extensions ([section 2.2.4.2](#) 45,  
[section 2.2.4.3](#) 45)  
[imgProps element](#) 58  
[Implementer - security considerations](#) 335  
[Index of security fields](#) 335  
[Informative references](#) 22  
[Ink](#) 25  
[Ink Content part](#) 30  
[Ink extensions](#) 44  
[Introduction](#) 20  
[invertSolidFillFmt element](#) 113  
[isCanvas element](#) 58

## L

[layout element](#) 100  
[leaderLines element](#) 100  
[Legacy object groups](#) 53  
[Legacy object wrapper example](#) 332  
[Legacy object wrapper extensions](#) 47  
[Legacy Objects](#) 27  
  [groups](#) 53  
  [signature lines](#) 54  
[legacySpreadsheetColorIndex attribute](#) 59  
[levelRef element](#) 100  
[Localization](#) 28

## M

[m element](#) 58  
[Math](#) 26  
[Math example](#) 330  
[Math extensions](#) 45

## N

[nonVisualGroupProps element](#) 151  
[Normative references](#) 21  
[numFmt element](#) 101

## O

[objectPr element](#) 152  
[Overview \(synopsis\)](#) 22

## P

Part  
  [Chart Colors](#) 29  
  [Chart Style](#) 29  
  Diagram Layout ([section 2.1.3](#) 29, [section 2.1.5](#)  
  36)  
  [Ink Content](#) 30  
Parts  
  [enumerated](#) 29  
  [pctPosHOffset element](#) 167  
  [pctPosVOffset element](#) 167  
  [Picture extensions](#) 44  
  [Pictures](#) 25  
  [Pictures example](#) 329  
  [pivotOptions element](#) 113  
  [pivotSource element](#) 101  
  [Product behavior](#) 389

## R

[recolorImg element](#) 136  
[References](#) 21  
  [informative](#) 22  
  [normative](#) 21  
[Relationship to protocols and other structures](#) 28

## S

Security  
  [field index](#) 335  
  [implementer considerations](#) 335  
[shadowObscured element](#) 59  
[showDataLabelsRange element](#) 101  
[showLeaderLines element](#) 102  
[Signature lines in legacy objects](#) 54  
[signatureLine element](#) 152  
Simple types  
  [ST\\_ArtisticEffectParam10](#) 89  
  [ST\\_ArtisticEffectParam100](#) 89  
  [ST\\_ArtisticEffectParam4](#) 89  
  [ST\\_ArtisticEffectParam6](#) 90  
  [ST\\_ColorStyleMethod](#) 130  
  [ST\\_ColorStyleMethodEnum](#) 130  
  [ST\\_ColorTemperature](#) 90  
  [ST\\_CtxNodeType](#) 146  
  [ST\\_Dir](#) 146

[ST\\_EditId](#) ([section 2.18.4.1](#) 170, [section 2.21.4.1](#) 180, [section 2.21.4.2](#) 180, [section 2.21.4.3](#) 181, [section 2.21.4.4](#) 181, [section 2.21.4.5](#) 181, [section 2.21.4.6](#) 182, [section 2.21.4.7](#) 182, [section 2.21.4.8](#) 182, [section 2.21.4.9](#) 183, [section 2.21.4.10](#) 183, [section 2.21.4.11](#) 183, [section 2.21.4.12](#) 184)

[ST\\_Guid](#) 147

[ST\\_KnownCtxNodeType](#) ([section 2.11.4.4](#) 147, [section 2.24.4.13](#) 253, [section 2.24.4.19](#) 256, [section 2.24.4.21](#) 257)

[ST\\_KnownSemanticType](#) 149

[ST\\_LegacySpreadsheetColorIndex](#) 91

[ST\\_MarkerSize](#) 131

[ST\\_MarkerStyle](#) 131

[ST\\_Point](#) 150

[ST\\_Points](#) 150

[ST\\_Ref](#) 150

[ST\\_SaturationAmount](#) 91

[ST\\_SemanticType](#) 151

[ST\\_SizeRelFromH](#) 170

[ST\\_SizeRelFromV](#) 171

[ST\\_Style](#) 117

[ST\\_StyleColorEnum](#) 132

[ST\\_StyleColorVal](#) 133

[ST\\_StyleEntryModifier](#) 133

[ST\\_StyleEntryModifierEnum](#) 134

[ST\\_StyleEntryModifierList](#) 134

[ST\\_StyleReferenceModifier](#) 134

[ST\\_StyleReferenceModifierEnum](#) 135

[ST\\_StyleReferenceModifierList](#) 135

[ST\\_TargetScreenSz](#) ([section 2.12.4.1](#) 155, [section 2.24.4.2](#) 246, [section 2.24.4.15](#) 254, [section 2.24.4.22](#) 258)

[sizeRelH](#) element 167

[sizeRelV](#) element 168

[spPr](#) element 102

[SpreadsheetML](#) drawing 26

[ST\\_ArtisticEffectParam10](#) simple type 89

[ST\\_ArtisticEffectParam100](#) simple type 89

[ST\\_ArtisticEffectParam4](#) simple type 89

[ST\\_ArtisticEffectParam6](#) simple type 90

[ST\\_ColorStyleMethod](#) simple type 130

[ST\\_ColorStyleMethodEnum](#) simple type 130

[ST\\_ColorTemperature](#) simple type 90

[ST\\_CtxNodeType](#) simple type 146

[ST\\_Dir](#) simple type 146

[ST\\_EditId](#) simple type ([section 2.18.4.1](#) 170, [section 2.21.4.1](#) 180, [section 2.21.4.2](#) 180, [section 2.21.4.3](#) 181, [section 2.21.4.4](#) 181, [section 2.21.4.5](#) 181, [section 2.21.4.6](#) 182, [section 2.21.4.7](#) 182, [section 2.21.4.8](#) 182, [section 2.21.4.9](#) 183, [section 2.21.4.10](#) 183, [section 2.21.4.11](#) 183, [section 2.21.4.12](#) 184)

[ST\\_Guid](#) simple type 147

[ST\\_KnownCtxNodeType](#) simple type ([section 2.11.4.4](#) 147, [section 2.24.4.13](#) 253, [section 2.24.4.19](#) 256, [section 2.24.4.21](#) 257)

[ST\\_KnownSemanticType](#) simple type 149

[ST\\_LegacySpreadsheetColorIndex](#) simple type 91

[ST\\_MarkerSize](#) simple type 131

[ST\\_MarkerStyle](#) simple type 131

[ST\\_Point](#) simple type 150

[ST\\_Points](#) simple type 150

[ST\\_Ref](#) simple type 150

[ST\\_SaturationAmount](#) simple type 91

[ST\\_SemanticType](#) simple type 151

[ST\\_SizeRelFromH](#) simple type 170

[ST\\_SizeRelFromV](#) simple type 171

[ST\\_Style](#) simple type 117

[ST\\_StyleColorEnum](#) simple type 132

[ST\\_StyleColorVal](#) simple type 133

[ST\\_StyleEntryModifier](#) simple type 133

[ST\\_StyleEntryModifierEnum](#) simple type 134

[ST\\_StyleEntryModifierList](#) simple type 134

[ST\\_StyleReferenceModifier](#) simple type 134

[ST\\_StyleReferenceModifierEnum](#) simple type 135

[ST\\_StyleReferenceModifierList](#) simple type 135

[ST\\_TargetScreenSz](#) simple type ([section 2.12.4.1](#) 155, [section 2.24.4.2](#) 246, [section 2.24.4.15](#) 254, [section 2.24.4.22](#) 258)

style element ([section 2.7.1.3](#) 114, [section 2.14.1.2](#) 160)

## T

[Theme extensions](#) 53

[themeFamily](#) element 91

[Tracking changes](#) 411

[tx](#) element 102

## U

[useLocalDpi](#) element 59

## V

[Vendor-extensible fields](#) 28

[Versioning](#) 28

## W

[webVideoPr](#) element 172

[wgp](#) element 163

[WordprocessingML](#) drawing extensions 48

[WordprocessingML](#)

- [ActiveX and OLE Objects](#) 49
- [Background fill](#) 50
- [DrawingML canvases](#) 52
- [DrawingML content parts](#) 52
- [DrawingML groups](#) 51
- [DrawingML shapes](#) 50

[WordprocessingML](#) drawing 26

[wpc](#) element 165

[wsp](#) element 156

## X

[xForSave](#) element 102

[XML schema](#) 336