

[MS-ODRAW]: Office Drawing Binary File Format

Intellectual Property Rights Notice for Open Specifications Documentation

- **Technical Documentation.** Microsoft publishes Open Specifications documentation for protocols, file formats, languages, standards as well as overviews of the interaction among each of these technologies.
- **Copyrights.** This documentation is covered by Microsoft copyrights. Regardless of any other terms that are contained in the terms of use for the Microsoft website that hosts this documentation, you may make copies of it in order to develop implementations of the technologies described in the Open Specifications and may distribute portions of it in your implementations using these technologies or your documentation as necessary to properly document the implementation. You may also distribute in your implementation, with or without modification, any schema, IDL's, or code samples that are included in the documentation. This permission also applies to any documents that are referenced in the Open Specifications.
- **No Trade Secrets.** Microsoft does not claim any trade secret rights in this documentation.
- **Patents.** Microsoft has patents that may cover your implementations of the technologies described in the Open Specifications. Neither this notice nor Microsoft's delivery of the documentation grants any licenses under those or any other Microsoft patents. However, a given Open Specification may be covered by Microsoft [Open Specification Promise](#) or the [Community Promise](#). If you would prefer a written license, or if the technologies described in the Open Specifications are not covered by the Open Specifications Promise or Community Promise, as applicable, patent licenses are available by contacting iplg@microsoft.com.
- **Trademarks.** The names of companies and products contained in this documentation may be covered by trademarks or similar intellectual property rights. This notice does not grant any licenses under those rights. For a list of Microsoft trademarks, visit www.microsoft.com/trademarks.
- **Fictitious Names.** The example companies, organizations, products, domain names, email addresses, logos, people, places, and events depicted in this documentation are fictitious. No association with any real company, organization, product, domain name, email address, logo, person, place, or event is intended or should be inferred.

Reservation of Rights. All other rights are reserved, and this notice does not grant any rights other than specifically described above, whether by implication, estoppel, or otherwise.

Tools. The Open Specifications do not require the use of Microsoft programming tools or programming environments in order for you to develop an implementation. If you have access to Microsoft programming tools and environments you are free to take advantage of them. Certain Open Specifications are intended for use in conjunction with publicly available standard specifications and network programming art, and assumes that the reader either is familiar with the aforementioned material or has immediate access to it.

Revision Summary

Date	Revision History	Revision Class	Comments
06/27/2008	1.0		First release
01/16/2009	1.01		Updated the Intellectual Property Rights Notice
07/13/2009	1.02	Major	Revised and edited the technical content
08/28/2009	1.03	Editorial	Revised and edited the technical content
11/06/2009	1.04	Editorial	Revised and edited the technical content
02/19/2010	2.0	Major	Updated and revised the technical content
03/31/2010	2.01	Editorial	Revised and edited the technical content
04/30/2010	2.02	Editorial	Revised and edited the technical content
06/07/2010	2.03	Editorial	Revised and edited the technical content
06/29/2010	2.04	Editorial	Changed language and formatting in the technical content.
07/23/2010	2.04	No change	No changes to the meaning, language, or formatting of the technical content.
09/27/2010	2.05	Editorial	Changed language and formatting in the technical content.
11/15/2010	2.05	No change	No changes to the meaning, language, or formatting of the technical content.
12/17/2010	2.05	No change	No changes to the meaning, language, or formatting of the technical content.
03/18/2011	2.05	No change	No changes to the meaning, language, or formatting of the technical content.
06/10/2011	2.05	No change	No changes to the meaning, language, or formatting of the technical content.
01/20/2012	3.0	Major	Significantly changed the technical content.
04/11/2012	3.0	No change	No changes to the meaning, language, or formatting of the technical content.
07/16/2012	3.0	No change	No changes to the meaning, language, or formatting of the technical content.
10/08/2012	3.0	No change	No changes to the meaning, language, or formatting of the technical content.
02/11/2013	3.0	No change	No changes to the meaning, language, or formatting of the technical content.

Date	Revision History	Revision Class	Comments
07/30/2013	3.0	No change	No changes to the meaning, language, or formatting of the technical content.
11/18/2013	3.0	No change	No changes to the meaning, language, or formatting of the technical content.
02/10/2014	3.0	No change	No changes to the meaning, language, or formatting of the technical content.
04/30/2014	3.1	Minor	Clarified the meaning of the technical content.

Table of Contents

1	Introduction	18
1.1	Glossary	18
1.2	References	21
1.2.1	Normative References	21
1.2.2	Informative References	21
1.3	Structure Overview (Synopsis)	22
1.3.1	Records	23
1.3.2	Record Headers	23
1.3.3	Containers	24
1.3.4	Properties	24
1.3.5	Bit Format	24
1.3.6	Extended Colors	24
1.4	Relationship to Protocols and Other Structures	24
1.5	Applicability Statement	25
1.6	Versioning and Localization	25
1.7	Vendor-Extensible Fields	25
2	Structures	27
2.1	Custom OfficeArt Types	27
2.1.1	MSODGID	27
2.1.2	MSOSPID	27
2.1.3	FRID	27
2.1.4	MFOFO	27
2.2	OfficeArt Record Types	27
2.2.1	OfficeArtRecordHeader	27
2.2.2	OfficeArtCOLORREF	28
2.2.3	MSOSHADE	31
2.2.4	MSOTINT	32
2.2.5	MSOCOLORMODUNDEFINED	32
2.2.6	MSOTINTSHADE	32
2.2.7	OfficeArtFOPTE	33
2.2.8	OfficeArtFOPTEOPID	33
2.2.9	OfficeArtFOPT	35
2.2.10	OfficeArtSecondaryFOPT	43
2.2.11	OfficeArtTertiaryFOPT	44
2.2.12	OfficeArtDggContainer	51
2.2.13	OfficeArtDgContainer	53
2.2.14	OfficeArtSpContainer	54
2.2.15	OfficeArtInlineSpContainer	57
2.2.16	OfficeArtSpgrContainer	57
2.2.17	OfficeArtSpgrContainerFileBlock	58
2.2.18	OfficeArtSolverContainer	58
2.2.19	OfficeArtSolverContainerFileBlock	59
2.2.20	OfficeArtBStoreContainer	59
2.2.21	OfficeArtBStoreDelay	60
2.2.22	OfficeArtBStoreContainerFileBlock	60
2.2.23	OfficeArtBlip	60
2.2.24	OfficeArtBlipEMF	61
2.2.25	OfficeArtBlipWMF	62
2.2.26	OfficeArtBlipPICT	63

2.2.27	OfficeArtBlipJPEG	64
2.2.28	OfficeArtBlipPNG	65
2.2.29	OfficeArtBlipDIB	66
2.2.30	OfficeArtBlipTIFF	67
2.2.31	OfficeArtMetafileHeader	68
2.2.32	OfficeArtFBSE	69
2.2.33	OfficeArtFDGSL	71
2.2.34	OfficeArtFCalloutRule	72
2.2.35	OfficeArtFArcRule	73
2.2.36	OfficeArtFConnectorRule	73
2.2.37	OfficeArtFPSPL	74
2.2.38	OfficeArtFSPGR	75
2.2.39	OfficeArtChildAnchor	76
2.2.40	OfficeArtFSP	77
2.2.41	OfficeArtFRITContainer	78
2.2.42	OfficeArtFRIT	79
2.2.43	OfficeArtColorMRUContainer	80
2.2.44	MSOCR	80
2.2.45	OfficeArtSplitMenuColorContainer	81
2.2.46	OfficeArtIDCL	81
2.2.47	OfficeArtFDGG	82
2.2.48	OfficeArtFDGGBlock	82
2.2.49	OfficeArtFDG	83
2.2.50	MSOSHADETYPE	84
2.2.51	IMsoArray	85
2.2.52	IMsoInkData	85
2.2.53	MSOPATHINFO	86
2.2.54	MSOPATHESCAPEINFO	86
2.2.55	POINT	86
2.2.56	RECT	87
2.2.57	ADJH	87
2.2.58	SG	91
2.2.59	TABLEFLAGS	95
2.2.60	IHlink	95
2.2.61	MSOSHADECOLOR	95
2.3	Properties	96
2.3.1	OfficeArtRGFOPTE	99
2.3.2	Shape	100
2.3.2.1	hspMaster	100
2.3.2.2	cxstyle	100
2.3.2.3	bWMode	101
2.3.2.4	bWModePureBW	101
2.3.2.5	bWModeBW	102
2.3.2.6	idDiscussAnchor	102
2.3.2.7	dgmLayout	103
2.3.2.8	dgmNodeKind	103
2.3.2.9	dgmLayoutMRU	105
2.3.2.10	equationXML	106
2.3.2.11	equationXML_complex	106
2.3.2.12	Shape Boolean Properties	107
2.3.3	Callout	109
2.3.3.1	unused832	109
2.3.3.2	dxyCalloutGap	109

2.3.3.3	spcoa	110
2.3.3.4	spcod	111
2.3.3.5	dxyCalloutDropSpecified	112
2.3.3.6	dxyCalloutLengthSpecified	112
2.3.3.7	Callout Boolean Properties	113
2.3.4	Group Shape	115
2.3.4.1	wzName	115
2.3.4.2	wzName_complex	115
2.3.4.3	wzDescription	116
2.3.4.4	wzDescription_complex	116
2.3.4.5	pihlShape	117
2.3.4.6	pihlShape_complex	117
2.3.4.7	pWrapPolygonVertices	117
2.3.4.8	pWrapPolygonVertices_complex	118
2.3.4.9	dxWrapDistLeft	118
2.3.4.10	dyWrapDistTop	119
2.3.4.11	dxWrapDistRight	120
2.3.4.12	dyWrapDistBottom	120
2.3.4.13	lidRegroup	121
2.3.4.14	unused906	121
2.3.4.15	wzTooltip	121
2.3.4.16	wzTooltip_complex	122
2.3.4.17	wzScript	122
2.3.4.18	wzScript_complex	123
2.3.4.19	posh	123
2.3.4.20	posrelh	124
2.3.4.21	posv	137
2.3.4.22	posrelv	138
2.3.4.23	pctHR	151
2.3.4.24	alignHR	152
2.3.4.25	dxHeightHR	154
2.3.4.26	dxWidthHR	154
2.3.4.27	wzScriptExtAttr	155
2.3.4.28	wzScriptExtAttr_complex	155
2.3.4.29	scriptLang	155
2.3.4.30	wzScriptLangAttr	156
2.3.4.31	wzScriptLangAttr_complex	157
2.3.4.32	borderTopColor	157
2.3.4.33	borderLeftColor	158
2.3.4.34	borderBottomColor	158
2.3.4.35	borderRightColor	158
2.3.4.36	tableProperties	159
2.3.4.37	tableRowProperties	159
2.3.4.38	tableRowProperties_complex	160
2.3.4.39	wzWebBot	160
2.3.4.40	wzWebBot_complex	161
2.3.4.41	metroBlob	161
2.3.4.42	metroBlob_complex	162
2.3.4.43	dhgt	162
2.3.4.44	Group Shape Boolean Properties	163
2.3.5	Group Shape 2	165
2.3.5.1	pctHoriz	166
2.3.5.2	pctVert	166

2.3.5.3	pctHorizPos	167
2.3.5.4	pctVertPos	167
2.3.5.5	sizerelh	168
2.3.5.6	sizerelv	169
2.3.6	Geometry	170
2.3.6.1	geoLeft	170
2.3.6.2	geoTop	170
2.3.6.3	geoRight	171
2.3.6.4	geoBottom	171
2.3.6.5	shapePath	172
2.3.6.6	pVertices	173
2.3.6.7	pVertices_complex	173
2.3.6.8	pSegmentInfo	174
2.3.6.9	pSegmentInfo_complex	174
2.3.6.10	adjustValue	175
2.3.6.11	adjust2Value	175
2.3.6.12	adjust3Value	176
2.3.6.13	adjust4Value	177
2.3.6.14	adjust5Value	177
2.3.6.15	adjust6Value	178
2.3.6.16	adjust7Value	179
2.3.6.17	adjust8Value	179
2.3.6.18	pConnectionSites	180
2.3.6.19	pConnectionSites_complex	181
2.3.6.20	pConnectionSitesDir	181
2.3.6.21	pConnectionSitesDir_complex	182
2.3.6.22	xLimo	182
2.3.6.23	yLimo	183
2.3.6.24	pAdjustHandles	185
2.3.6.25	pAdjustHandles_complex	186
2.3.6.26	pGuides	186
2.3.6.27	pGuides_complex	186
2.3.6.28	pInscribe	187
2.3.6.29	pInscribe_complex	187
2.3.6.30	cxk	188
2.3.6.31	Geometry Boolean Properties	189
2.3.7	Fill Style	190
2.3.7.1	fillType	190
2.3.7.2	fillColor	191
2.3.7.3	fillOpacity	192
2.3.7.4	fillBackColor	193
2.3.7.5	fillBackOpacity	193
2.3.7.6	fillCrMod	194
2.3.7.7	fillBlip	194
2.3.7.8	fillBlip_complex	195
2.3.7.9	fillBlipName	195
2.3.7.10	fillBlipName_complex	196
2.3.7.11	fillBlipFlags	196
2.3.7.12	fillWidth	197
2.3.7.13	fillHeight	197
2.3.7.14	fillAngle	198
2.3.7.15	fillFocus	198
2.3.7.16	fillToLeft	199

2.3.7.17	fillToTop	201
2.3.7.18	fillToRight	201
2.3.7.19	fillToBottom	202
2.3.7.20	fillRectLeft	202
2.3.7.21	fillRectTop	203
2.3.7.22	fillRectRight	203
2.3.7.23	fillRectBottom	204
2.3.7.24	fillDztype	204
2.3.7.25	fillShadePreset	205
2.3.7.26	fillShadeColors	205
2.3.7.27	fillShadeColors_complex	206
2.3.7.28	fillOriginX	206
2.3.7.29	fillOriginY	207
2.3.7.30	fillShapeOriginX	207
2.3.7.31	fillShapeOriginY	208
2.3.7.32	fillShadeType	209
2.3.7.33	fillColorExt	209
2.3.7.34	reserved415	210
2.3.7.35	fillColorExtMod	210
2.3.7.36	reserved417	211
2.3.7.37	fillBackColorExt	211
2.3.7.38	reserved419	211
2.3.7.39	fillBackColorExtMod	212
2.3.7.40	reserved421	212
2.3.7.41	reserved422	213
2.3.7.42	reserved423	213
2.3.7.43	Fill Style Boolean Properties	214
2.3.8	Line Style	215
2.3.8.1	lineColor	216
2.3.8.2	lineOpacity	216
2.3.8.3	lineBackColor	217
2.3.8.4	lineCrMod	217
2.3.8.5	lineType	218
2.3.8.6	lineFillBlip	218
2.3.8.7	lineFillBlip_complex	219
2.3.8.8	lineFillBlipName	219
2.3.8.9	lineFillBlipName_complex	220
2.3.8.10	lineFillBlipFlags	220
2.3.8.11	lineFillWidth	221
2.3.8.12	lineFillHeight	221
2.3.8.13	lineFillDztype	222
2.3.8.14	lineWidth	222
2.3.8.15	lineMiterLimit	223
2.3.8.16	lineStyle	224
2.3.8.17	lineDashing	224
2.3.8.18	lineDashStyle	225
2.3.8.19	lineDashStyle_complex	226
2.3.8.20	lineStartArrowhead	226
2.3.8.21	lineEndArrowhead	227
2.3.8.22	lineStartArrowWidth	227
2.3.8.23	lineStartArrowLength	228
2.3.8.24	lineEndArrowWidth	228
2.3.8.25	lineEndArrowLength	229

2.3.8.26	lineJoinStyle.....	229
2.3.8.27	lineEndCapStyle.....	230
2.3.8.28	lineColorExt	230
2.3.8.29	reserved474.....	231
2.3.8.30	lineColorExtMod.....	231
2.3.8.31	reserved476.....	232
2.3.8.32	lineBackColorExt.....	232
2.3.8.33	reserved478.....	232
2.3.8.34	lineBackColorExtMod	233
2.3.8.35	reserved480.....	233
2.3.8.36	reserved481.....	234
2.3.8.37	reserved482.....	234
2.3.8.38	Line Style Boolean Properties	235
2.3.9	Left Line Style.....	237
2.3.9.1	lineLeftColor	237
2.3.9.2	lineLeftOpacity	238
2.3.9.3	lineLeftBackColor.....	238
2.3.9.4	lineLeftCrMod.....	239
2.3.9.5	lineLeftType	239
2.3.9.6	lineLeftFillBlip.....	240
2.3.9.7	lineLeftFillBlip_complex	240
2.3.9.8	lineLeftFillBlipName.....	241
2.3.9.9	lineLeftFillBlipName_complex	241
2.3.9.10	lineLeftFillBlipFlags.....	242
2.3.9.11	lineLeftFillWidth	242
2.3.9.12	lineLeftFillHeight	243
2.3.9.13	lineLeftFillDztype	243
2.3.9.14	lineLeftWidth	244
2.3.9.15	lineLeftMiterLimit	244
2.3.9.16	lineLeftStyle.....	245
2.3.9.17	lineLeftDashing.....	245
2.3.9.18	lineLeftDashStyle	246
2.3.9.19	lineLeftDashStyle_complex.....	247
2.3.9.20	lineLeftStartArrowhead	247
2.3.9.21	lineLeftEndArrowhead.....	247
2.3.9.22	lineLeftStartArrowWidth.....	248
2.3.9.23	lineLeftStartArrowLength	249
2.3.9.24	lineLeftEndArrowWidth	249
2.3.9.25	lineLeftEndArrowLength	250
2.3.9.26	lineLeftJoinStyle	250
2.3.9.27	lineLeftEndCapStyle	251
2.3.9.28	lineLeftColorExt	251
2.3.9.29	reserved1370	252
2.3.9.30	lineLeftColorExtMod	252
2.3.9.31	reserved1372	253
2.3.9.32	lineLeftBackColorExt.....	253
2.3.9.33	reserved1374	254
2.3.9.34	lineLeftBackColorExtMod	254
2.3.9.35	reserved1376	255
2.3.9.36	reserved1377	255
2.3.9.37	reserved1378	255
2.3.9.38	Left Line Style Boolean Properties	256
2.3.10	Top Line Style	258

2.3.10.1	lineTopColor	259
2.3.10.2	lineTopOpacity	259
2.3.10.3	lineTopBackColor	260
2.3.10.4	lineTopCrMod	260
2.3.10.5	lineTopType	261
2.3.10.6	lineTopFillBlip	261
2.3.10.7	lineTopFillBlip_complex	262
2.3.10.8	lineTopFillBlipName	262
2.3.10.9	lineTopFillBlipName_complex	263
2.3.10.10	lineTopFillBlipFlags	263
2.3.10.11	lineTopFillWidth	264
2.3.10.12	lineTopFillHeight	264
2.3.10.13	lineTopFillDztype	265
2.3.10.14	lineTopWidth	265
2.3.10.15	lineTopMiterLimit	266
2.3.10.16	lineTopStyle	266
2.3.10.17	lineTopDashing	267
2.3.10.18	lineTopDashStyle	267
2.3.10.19	lineTopDashStyle_complex	268
2.3.10.20	lineTopStartArrowhead	268
2.3.10.21	lineTopEndArrowhead	269
2.3.10.22	lineTopStartArrowWidth	269
2.3.10.23	lineTopStartArrowLength	270
2.3.10.24	lineTopEndArrowWidth	271
2.3.10.25	lineTopEndArrowLength	271
2.3.10.26	lineTopJoinStyle	272
2.3.10.27	lineTopEndCapStyle	272
2.3.10.28	lineTopColorExt	273
2.3.10.29	reserved1434	273
2.3.10.30	lineTopColorExtMod	274
2.3.10.31	reserved1436	274
2.3.10.32	lineTopBackColorExt	275
2.3.10.33	reserved1438	275
2.3.10.34	lineTopBackColorExtMod	276
2.3.10.35	reserved1440	276
2.3.10.36	reserved1441	277
2.3.10.37	reserved1442	277
2.3.10.38	Top Line Style Boolean Properties	278
2.3.11	Right Line Style	280
2.3.11.1	lineRightColor	280
2.3.11.2	lineRightOpacity	281
2.3.11.3	lineRightBackColor	281
2.3.11.4	lineRightCrMod	282
2.3.11.5	lineRightType	282
2.3.11.6	lineRightFillBlip	283
2.3.11.7	lineRightFillBlip_complex	283
2.3.11.8	lineRightFillBlipName	284
2.3.11.9	lineRightFillBlipName_complex	284
2.3.11.10	lineRightFillBlipFlags	285
2.3.11.11	lineRightFillWidth	285
2.3.11.12	lineRightFillHeight	286
2.3.11.13	lineRightFillDztype	286
2.3.11.14	lineRightWidth	287

2.3.11.15	lineRightMiterLimit	288
2.3.11.16	lineRightStyle	288
2.3.11.17	lineRightDashing	289
2.3.11.18	lineRightDashStyle	289
2.3.11.19	lineRightDashStyle_complex.....	290
2.3.11.20	lineRightStartArrowhead	290
2.3.11.21	lineRightEndArrowhead	291
2.3.11.22	lineRightStartArrowWidth	291
2.3.11.23	lineRightStartArrowLength	292
2.3.11.24	lineRightEndArrowWidth.....	292
2.3.11.25	lineRightEndArrowLength	293
2.3.11.26	lineRightJoinStyle.....	293
2.3.11.27	lineRightEndCapStyle.....	294
2.3.11.28	lineRightColorExt	294
2.3.11.29	reserved1498	295
2.3.11.30	lineRightColorExtMod.....	295
2.3.11.31	reserved1500	296
2.3.11.32	lineRightBackColorExt.....	296
2.3.11.33	reserved1502	297
2.3.11.34	lineRightBackColorExtMod	297
2.3.11.35	reserved1504	298
2.3.11.36	reserved1505	298
2.3.11.37	reserved1506	298
2.3.11.38	Right Line Style Boolean Properties	299
2.3.12	Bottom Line Style	301
2.3.12.1	lineBottomColor	302
2.3.12.2	lineBottomOpacity.....	302
2.3.12.3	lineBottomBackColor	303
2.3.12.4	lineBottomCrMod	303
2.3.12.5	lineBottomType	304
2.3.12.6	lineBottomFillBlip	304
2.3.12.7	lineBottomFillBlip_complex.....	305
2.3.12.8	lineBottomFillBlipName	305
2.3.12.9	lineBottomFillBlipName_complex.....	306
2.3.12.10	lineBottomFillBlipFlags	306
2.3.12.11	lineBottomFillWidth	307
2.3.12.12	lineBottomFillHeight	307
2.3.12.13	lineBottomFillDztype.....	308
2.3.12.14	lineBottomWidth	308
2.3.12.15	lineBottomMiterLimit	309
2.3.12.16	lineBottomStyle	309
2.3.12.17	lineBottomDashing	310
2.3.12.18	lineBottomDashStyle	310
2.3.12.19	lineBottomDashStyle_complex.....	311
2.3.12.20	lineBottomStartArrowhead	311
2.3.12.21	lineBottomEndArrowhead	312
2.3.12.22	lineBottomStartArrowWidth	313
2.3.12.23	lineBottomStartArrowLength.....	313
2.3.12.24	lineBottomEndArrowWidth.....	314
2.3.12.25	lineBottomEndArrowLength	314
2.3.12.26	lineBottomJoinStyle.....	315
2.3.12.27	lineBottomEndCapStyle.....	315
2.3.12.28	lineBottomColorExt.....	316

2.3.12.29	reserved1562	316
2.3.12.30	lineBottomColorExtMod	317
2.3.12.31	reserved1564	317
2.3.12.32	lineBottomBackColorExt	318
2.3.12.33	reserved1566	318
2.3.12.34	lineBottomBackColorExtMod	319
2.3.12.35	reserved1568	319
2.3.12.36	reserved1569	320
2.3.12.37	reserved1570	320
2.3.12.38	Bottom Line Style Boolean Properties	321
2.3.13	Shadow Style	323
2.3.13.1	shadowType	323
2.3.13.2	shadowColor	324
2.3.13.3	shadowHighlight	324
2.3.13.4	shadowCrMod	325
2.3.13.5	shadowOpacity	325
2.3.13.6	shadowOffsetX	326
2.3.13.7	shadowOffsetY	326
2.3.13.8	shadowSecondOffsetX	327
2.3.13.9	shadowSecondOffsetY	327
2.3.13.10	shadowOriginX	328
2.3.13.11	shadowOriginY	329
2.3.13.12	shadowColorExt	329
2.3.13.13	reserved531	330
2.3.13.14	shadowColorExtMod	330
2.3.13.15	reserved533	331
2.3.13.16	shadowHighlightExt	331
2.3.13.17	reserved535	332
2.3.13.18	shadowHighlightExtMod	332
2.3.13.19	reserved537	333
2.3.13.20	reserved538	333
2.3.13.21	reserved539	333
2.3.13.22	shadowSoftness	334
2.3.13.23	Shadow Style Boolean Properties	334
2.3.14	Perspective Style	335
2.3.14.1	perspectiveType	336
2.3.14.2	perspectiveOffsetX	336
2.3.14.3	perspectiveOffsetY	337
2.3.14.4	perspectiveScaleXToX	337
2.3.14.5	perspectiveScaleYToX	338
2.3.14.6	perspectiveScaleXToY	338
2.3.14.7	perspectiveScaleYToY	339
2.3.14.8	perspectivePerspectiveX	340
2.3.14.9	perspectivePerspectiveY	340
2.3.14.10	perspectiveWeight	341
2.3.14.11	perspectiveOriginX	341
2.3.14.12	perspectiveOriginY	342
2.3.14.13	Perspective Style Boolean Properties	342
2.3.15	3D Object	343
2.3.15.1	c3DSpecularAmt	343
2.3.15.2	c3DDiffuseAmt	343
2.3.15.3	c3DShininess	344
2.3.15.4	c3DEdgeThickness	345

2.3.15.5	c3DExtrudeForward.....	345
2.3.15.6	c3DExtrudeBackward	346
2.3.15.7	reserved646.....	346
2.3.15.8	c3DExtrusionColor	347
2.3.15.9	c3DCrMod	347
2.3.15.10	c3DExtrusionColorExt	348
2.3.15.11	reserved650	348
2.3.15.12	c3DExtrusionColorExtMod	349
2.3.15.13	reserved652	349
2.3.15.14	reserved653	350
2.3.15.15	3D-Object Boolean Properties	350
2.3.16	3D Style	351
2.3.16.1	c3DYRotationAngle.....	351
2.3.16.2	c3DXRotationAngle	352
2.3.16.3	c3DRotationAxisX	353
2.3.16.4	c3DRotationAxisY.....	353
2.3.16.5	c3DRotationAxisZ	354
2.3.16.6	c3DRotationAngle	354
2.3.16.7	c3DRotationCenterX	355
2.3.16.8	c3DRotationCenterY	355
2.3.16.9	c3DRotationCenterZ	356
2.3.16.10	c3DRenderMode.....	357
2.3.16.11	c3DTolerance.....	357
2.3.16.12	c3DXViewpoint.....	358
2.3.16.13	c3DYViewpoint.....	358
2.3.16.14	c3DZViewpoint.....	359
2.3.16.15	c3DOriginX.....	359
2.3.16.16	c3DOriginY	360
2.3.16.17	c3DSkewAngle	360
2.3.16.18	c3DSkewAmount.....	361
2.3.16.19	c3DAmbientIntensity	361
2.3.16.20	c3DKeyX.....	362
2.3.16.21	c3DKeyY	362
2.3.16.22	c3DKeyZ.....	363
2.3.16.23	c3DKeyIntensity	363
2.3.16.24	c3DFillX	364
2.3.16.25	c3DFillY	364
2.3.16.26	c3DFillZ	365
2.3.16.27	c3DFillIntensity	365
2.3.16.28	3D-Style Boolean Properties	366
2.3.17	Diagram	368
2.3.17.1	dgmt	368
2.3.17.2	dgmStyle	368
2.3.17.3	pRelationTbl	385
2.3.17.4	pRelationTbl_complex.....	386
2.3.17.5	dgmScaleX.....	386
2.3.17.6	dgmScaleY	387
2.3.17.7	dgmDefaultFontSize	387
2.3.17.8	dgmConstrainBounds	388
2.3.17.9	dgmConstrainBounds_complex	388
2.3.17.10	dgmBaseTextScale	389
2.3.17.11	Diagram Boolean Properties	389
2.3.18	Transform.....	390

2.3.18.1	left.....	391
2.3.18.2	top.....	391
2.3.18.3	right.....	391
2.3.18.4	bottom	392
2.3.18.5	rotation	392
2.3.18.6	gvPage	393
2.3.18.7	Transform Boolean Properties.....	394
2.3.19	Relative Transform	394
2.3.19.1	relLeft	394
2.3.19.2	relTop	395
2.3.19.3	relRight	395
2.3.19.4	relBottom	396
2.3.19.5	relRotation.....	396
2.3.19.6	gvRelPage.....	397
2.3.19.7	Relative Transform Boolean Properties.....	398
2.3.20	Protection.....	398
2.3.20.1	Protection Boolean Properties	398
2.3.21	Text.....	400
2.3.21.1	lTxid.....	401
2.3.21.2	dxTextLeft	401
2.3.21.3	dyTextTop.....	402
2.3.21.4	dxTextRight	402
2.3.21.5	dyTextBottom.....	403
2.3.21.6	WrapText.....	403
2.3.21.7	unused134.....	404
2.3.21.8	anchorText.....	404
2.3.21.9	txfiTextFlow	405
2.3.21.10	cdirFont	405
2.3.21.11	hspNext	406
2.3.21.12	txdir	406
2.3.21.13	unused140	407
2.3.21.14	unused141	407
2.3.21.15	Text Boolean Properties	407
2.3.22	Geometry Text.....	409
2.3.22.1	gtextUNICODE.....	409
2.3.22.2	gtextUNICODE_complex	409
2.3.22.3	gtextAlign	410
2.3.22.4	gtextSize	411
2.3.22.5	gtextSpacing	412
2.3.22.6	gtextFont.....	412
2.3.22.7	gtextFont_complex	413
2.3.22.8	gtextCSSFont	413
2.3.22.9	gtextCSSFont_complex.....	414
2.3.22.10	Geometry Text Boolean Properties	414
2.3.23	Blip.....	419
2.3.23.1	cropFromTop.....	419
2.3.23.2	cropFromBottom	419
2.3.23.3	cropFromLeft.....	420
2.3.23.4	cropFromRight.....	420
2.3.23.5	pib	421
2.3.23.6	pib_complex.....	422
2.3.23.7	pibName	422
2.3.23.8	pibName_complex	423

2.3.23.9	pibFlags.....	423
2.3.23.10	pictureTransparent.....	423
2.3.23.11	pictureContrast.....	424
2.3.23.12	pictureBrightness.....	424
2.3.23.13	pictureId.....	425
2.3.23.14	pictureDbIcRMod.....	426
2.3.23.15	pictureFillCrMod.....	426
2.3.23.16	pictureLineCrMod.....	427
2.3.23.17	pibPrint.....	427
2.3.23.18	pibPrint_complex.....	428
2.3.23.19	pibPrintName.....	428
2.3.23.20	pibPrintName_complex.....	429
2.3.23.21	pibPrintFlags.....	429
2.3.23.22	movie.....	430
2.3.23.23	movie_complex.....	430
2.3.23.24	pictureTransparentExt.....	430
2.3.23.25	reserved278.....	431
2.3.23.26	pictureTransparentExtMod.....	431
2.3.23.27	reserved280.....	432
2.3.23.28	reserved281.....	432
2.3.23.29	pictureRecolor.....	433
2.3.23.30	pictureRecolorExt.....	433
2.3.23.31	reserved284.....	434
2.3.23.32	pictureRecolorExtMod.....	434
2.3.23.33	reserved286.....	435
2.3.23.34	reserved287.....	435
2.3.23.35	Blip Boolean Properties.....	436
2.3.24	Unknown HTML.....	437
2.3.24.1	wzLineId.....	437
2.3.24.2	wzLineId_complex.....	438
2.3.24.3	wzFillId.....	438
2.3.24.4	wzFillId_complex.....	439
2.3.24.5	wzPictureId.....	439
2.3.24.6	wzPictureId_complex.....	440
2.3.24.7	wzPathId.....	440
2.3.24.8	wzPathId_complex.....	441
2.3.24.9	wzShadowId.....	441
2.3.24.10	wzShadowId_complex.....	442
2.3.24.11	wzPerspectiveId.....	442
2.3.24.12	wzPerspectiveId_complex.....	442
2.3.24.13	wzGtextId.....	443
2.3.24.14	wzGtextId_complex.....	443
2.3.24.15	wzFormulaeId.....	444
2.3.24.16	wzFormulaeId_complex.....	444
2.3.24.17	wzHandlesId.....	444
2.3.24.18	wzHandlesId_complex.....	445
2.3.24.19	wzCalloutId.....	445
2.3.24.20	wzCalloutId_complex.....	446
2.3.24.21	wzLockId.....	446
2.3.24.22	wzLockId_complex.....	447
2.3.24.23	wzTextId.....	447
2.3.24.24	wzTextId_complex.....	448
2.3.24.25	wzThreeDId.....	448

2.3.24.26	wzThreeDId_complex	449
2.3.24.27	Unknown HTML Boolean Properties.....	449
2.3.25	Web Component.....	450
2.3.25.1	webComponentWzHtml.....	450
2.3.25.2	webComponentWzHtml_complex	450
2.3.25.3	webComponentWzName	451
2.3.25.4	webComponentWzName_complex	451
2.3.25.5	webComponentWzUrl	452
2.3.25.6	webComponentWzUrl_complex	452
2.3.25.7	Web Component Boolean Properties	452
2.3.26	Ink	453
2.3.26.1	pInkData	453
2.3.26.2	pInkData_complex	454
2.3.26.3	Ink Boolean Properties	454
2.3.27	Signature Line.....	455
2.3.27.1	wzSigSetupId	455
2.3.27.2	wzSigSetupId_complex.....	456
2.3.27.3	wzSigSetupProvId	456
2.3.27.4	wzSigSetupProvId_complex	457
2.3.27.5	wzSigSetupSuggSigner	457
2.3.27.6	wzSigSetupSuggSigner_complex	458
2.3.27.7	wzSigSetupSuggSigner2	458
2.3.27.8	wzSigSetupSuggSigner2_complex.....	459
2.3.27.9	wzSigSetupSuggSignerEmail	459
2.3.27.10	wzSigSetupSuggSignerEmail_complex	460
2.3.27.11	wzSigSetupSignInst.....	460
2.3.27.12	wzSigSetupSignInst_complex	461
2.3.27.13	wzSigSetupAddlXml.....	461
2.3.27.14	wzSigSetupAddlXml_complex	462
2.3.27.15	wzSigSetupProvUrl	462
2.3.27.16	wzSigSetupProvUrl_complex.....	462
2.3.27.17	Signature Line Boolean Properties	463
2.4	Enumerations.....	464
2.4.1	MSOBLIPTYPE	464
2.4.2	MSODGCID.....	465
2.4.3	MSOWRAPMODE	489
2.4.4	MSOANCHOR	490
2.4.5	MSOTXFL	492
2.4.6	MSOCDIR	494
2.4.7	MSOTXDIR	494
2.4.8	MSOBLIPFLAGS	494
2.4.9	MSOSHAPEPATH	495
2.4.10	MSOCXK.....	495
2.4.11	MSOFILLTYPE.....	496
2.4.12	MSODZTYPE.....	498
2.4.13	MSOLINETYPE	499
2.4.14	MSOLINESTYLE	499
2.4.15	MSOLINEDASHING	500
2.4.16	MSOLINEEND	501
2.4.17	MSOLINEENDWIDTH	502
2.4.18	MSOLINEENDLENGTH.....	502
2.4.19	MSOLINEJOIN	502
2.4.20	MSOLINECAP	503

2.4.21	MSOSHADOWTYPE.....	503
2.4.22	MSOXFORMTYPE.....	505
2.4.23	MSO3DRENDERMODE	505
2.4.24	MSOSPT	506
2.4.25	MSOCXSTYLE	540
2.4.26	MSOBWMODE	540
2.4.27	MSODGMT	541
2.4.28	MSODGSLK.....	543
2.4.29	MSODGMLO	543
2.4.30	MSOPATHTYPE	545
2.4.31	MSOPATHESCAPE	546
2.5	Algorithms	549
2.5.1	Data for VtHyperlink	549
3	Structure Examples	550
3.1	Diagram	550
3.1.1	DrawingContainer.....	551
3.1.2	OfficeArtFDG.....	552
3.1.3	OfficeArtSpgrContainer	552
3.1.4	OfficeArtSpContainer	587
3.1.5	OfficeArtSolverContainer	589
3.2	Shape Properties	590
3.2.1	Shape Type Properties	591
3.2.2	Shape Primary Options	592
3.2.3	Shape Text Properties.....	598
4	Security Considerations.....	600
5	Appendix A: Product Behavior	601
6	Change Tracking.....	609
7	Index	613

1 Introduction

This document specifies the Office Drawing Binary File Format Structure, which enables the use of graphical elements in certain applications.

Sections 1.7 and 2 of this specification are normative and can contain the terms MAY, SHOULD, MUST, MUST NOT, and SHOULD NOT as defined in RFC 2119. All other sections and examples in this specification are informative.

1.1 Glossary

The following terms are defined in [\[MS-GLOS\]](#):

- enhanced metafile format (EMF)**
- little-endian**
- Unicode**
- UTF-8**
- XML**

The following terms are defined in [\[MS-OFCGLOS\]](#):

- absolute space**
- anchor**
- atom**
- binary large image or picture (BLIP)**
- BLIP**
- bounding rectangle**
- child**
- color scheme**
- comment**
- crop**
- device-independent bitmap (DIB)**
- dialog sheet**
- digital signature**
- drawing**
- drawing group**
- drawing object**
- drawing space**
- English Metric Unit (EMU)**
- gamma correction**
- gradient vector**
- group**
- group shape**
- hyperlink**
- Hypertext Markup Language (HTML)**
- ink**
- inside margin**
- Joint Photographic Experts Group (JPEG)**
- labeling policy**
- master**
- Object Linking and Embedding (OLE)**
- OLE object**
- outside margin**
- placeholder**
- point**

Portable Network Graphics (PNG)
red-green-blue (RGB)
right-to-left
rule
shape
slide
text run
TIFF
toolbar control identifier (TCID)
ToolTip
Uniform Resource Locator (URL)
Vector Markup Language (VML)
VML
Windows Metafile Format (WMF)
z-order

The following terms are specific to this document:

Active Server Pages (ASP): A server-side scripting engine that was developed by Microsoft and is designed to dynamically generate a webpage.

adjust handle: A user interface control that is located on an object frame and is used to increase or decrease the size of that object.

background shape: A graphical drawing object that is covered or obstructed by other shapes in the foreground.

callout: A set of characters that describes or emphasizes an element of a drawing or image and is connected to that drawing or image by a line.

connection point: A point on a shape where another drawing object can be connected.

connection site: A location on a shape where a connector is attached.

connector: A line that is used to connect two or more shapes and that remains connected to those shapes.

content management system: A system that manages the collaboration, creation, modification, archiving, restoration, and removal of objects from a formal repository on behalf of a web server.

diagram: A drawing that is used to present relationships between abstract ideas and data, such as an organizational chart or a Venn diagram.

drawing plane: A geometric plane in a three-dimensional space.

edit points: A set of movable points in a shape, line, or curve that define the path of that geometry.

geometry space: An arbitrarily defined coordinate system for shape geometry. Any coordinate references to a shape use this coordinate system. All connection sites, adjust handles, and vertices of a shape are defined in geometry space.

geometry text: A type of text that follows the geometry of the shape, rather than being contained within the bounding rectangle of the shape.

horizontal rule: A line that is printed above or below an element to set off that item from the remainder of the page or to improve the appearance of the page.

ink shape: A shape that contains strokes of ink.

internal resource tag: A number associated with an internal resource.

join style: A style that specifies how the ends of connected lines are joined.

line end decoration: An arrowhead, square, circle, or other small shape that is attached to the end of a line in a drawing.

Macintosh PICT: An abbreviated term for Macintosh Picture format, a graphics file format that is associated with Macintosh applications.

master shape: A shape definition that specifies the default properties for all instances of that shape within a document.

master unit: A unit of linear measurement that is equal to 1/576 inch.

page element: Any basic element that exists on a page, such as the page itself, the margin, the text block, or an individual character.

perspective transform: A transform that is applied to an image or diagram so that it shows the same objects from a different point of view.

picture bullet: A list bullet that displays a picture instead of a standard character bullet.

regroup identifier: A unique index that is used to determine which shapes were previously grouped together.

scheme color: One of the colors that is defined in a set of specified colors for a document. If an object is filled with a scheme color, its color changes when another color scheme is selected for that document.

script anchor: The visual representation of a script on a webpage that is open in a Microsoft Office application. Different script anchors are used to represent scripts that are written in different scripting languages. By default, script anchors are not displayed.

sigma transfer function: A mathematical process which improves the signal-to-noise ratio of a data series.

signature line: A location in a document where a visible digital signature can be inserted.

web component: Any component, such as a bitmap, image, Java applet, or ActiveX control, that can be inserted into a webpage.

wrap polygon: A shape that is built from a pattern of points and segments, and delineates an area that is associated with a graphic. A wrap polygon enables a word processing or other type of application to break lines of text automatically to stay outside of the boundaries set by the polygon, or to display text behind or in front of the polygon.

MAY, SHOULD, MUST, SHOULD NOT, MUST NOT: These terms (in all caps) are used as described in [\[RFC2119\]](#). All statements of optional behavior use either MAY, SHOULD, or SHOULD NOT.

1.2 References

References to Microsoft Open Specifications documentation do not include a publishing year because links are to the latest version of the documents, which are updated frequently. References to other documents include a publishing year when one is available.

1.2.1 Normative References

We conduct frequent surveys of the normative references to assure their continued availability. If you have any issue with finding a normative reference, please contact dochelp@microsoft.com. We will assist you in finding the relevant information.

[CSS-LEVEL2] Bos, B., Celik, T., Hickson, I., and Lie, H., "Cascading Style Sheets Level 2 Revision 1 (CSS2.1) Specification: W3C Candidate Recommendation", July 2007, <http://www.w3.org/TR/2007/CR-CSS21-20070719/>

[ISO/IEC29500-2:2012] ISO/IEC, "Information technology -- Document description and processing languages -- Office Open XML File Formats -- Part 2: Open Packaging Conventions", ISO/IEC 29500-2:2012, http://www.iso.org/iso/home/store/catalogue_ics/catalogue_detail_ics.htm?csnumber=61796

[ISO/IEC29500-4:2011] ISO/IEC, "Information technology -- Document description and processing languages -- Office Open XML File Formats -- Part 4: Transitional Migration Features", ISO/IEC 29500-4:2011, 2011, http://www.iso.org/iso/home/store/catalogue_ics/catalogue_detail_ics.htm?csnumber=59578

[ISO/IEC29500-4:2012] ISO/IEC, "Information technology -- Document description and processing languages -- Office Open XML File Formats -- Part 4: Transitional Migration Features", ISO/IEC 29500-4:2012, http://www.iso.org/iso/home/store/catalogue_ics/catalogue_detail_ics.htm?csnumber=61798

[MC-ISF] Microsoft Corporation, "Ink Serialized Format (ISF) Specification", 2007, [http://download.microsoft.com/download/0/B/E/0BE8BDD7-E5E8-422A-ABFD-4342ED7AD886/InkSerializedFormat\(ISF\)Specification.pdf](http://download.microsoft.com/download/0/B/E/0BE8BDD7-E5E8-422A-ABFD-4342ED7AD886/InkSerializedFormat(ISF)Specification.pdf)

[MS-OSHARED] Microsoft Corporation, "[Office Common Data Types and Objects Structures](#)".

[MS-XLS] Microsoft Corporation, "[Excel Binary File Format \(.xls\) Structure](#)".

[RFC1320] Rivest, R., "The MD4 Message-Digest Algorithm", RFC 1320, April 1992, <http://www.ietf.org/rfc/rfc1320.txt>

[RFC1950] Deutsch, P., and Gailly, J-L., "ZLIB Compressed Data Format Specification version 3.3", RFC 1950, May 1996, <http://www.ietf.org/rfc/rfc1950.txt>

[RFC2119] Bradner, S., "Key words for use in RFCs to Indicate Requirement Levels", BCP 14, RFC 2119, March 1997, <http://www.rfc-editor.org/rfc/rfc2119.txt>

1.2.2 Informative References

[MSDN-GetSysColor] Microsoft Corporation, "GetSysColor Function", [http://msdn.microsoft.com/en-us/library/ms724371\(VS.85\).aspx](http://msdn.microsoft.com/en-us/library/ms724371(VS.85).aspx)

[MSDN-WebComp] Microsoft Corporation, "Web Components", [http://msdn.microsoft.com/en-us/library/aa235992\(office.10\).aspx](http://msdn.microsoft.com/en-us/library/aa235992(office.10).aspx)

[MS-DOC] Microsoft Corporation, "[Word Binary File Format \(.doc\) Structure Specification](#)".

[MS-GLOS] Microsoft Corporation, "[Windows Protocols Master Glossary](#)".

[MS-OFCGLOS] Microsoft Corporation, "[Microsoft Office Master Glossary](#)".

[MS-OGRAPH] Microsoft Corporation, "[Office Graph Binary File Format](#)".

[MS-PPT] Microsoft Corporation, "[PowerPoint Binary File Format \(.ppt\) Structure Specification](#)".

1.3 Structure Overview (Synopsis)

Certain applications use the Office Drawing Binary File Format Structure to represent **drawing** elements and their associated formatting. Typically, these elements are represented as **shapes** that are contained within drawings or **diagrams**, but the elements can also include form controls and tables. This file format is also known as OfficeArt.

The host application stores the OfficeArt data as a series of records, many of which contain additional records. The host application, which determines where to store the OfficeArt data, can also define and store additional records—to provide the details that are needed to position the drawing elements in the host document or to render any associated text. To allow the OfficeArt records to be parsed without detailed knowledge of each record type, each record has a common header that contains the record type and additional data.

OfficeArt uses an object container hierarchy, which is illustrated by the following figure.

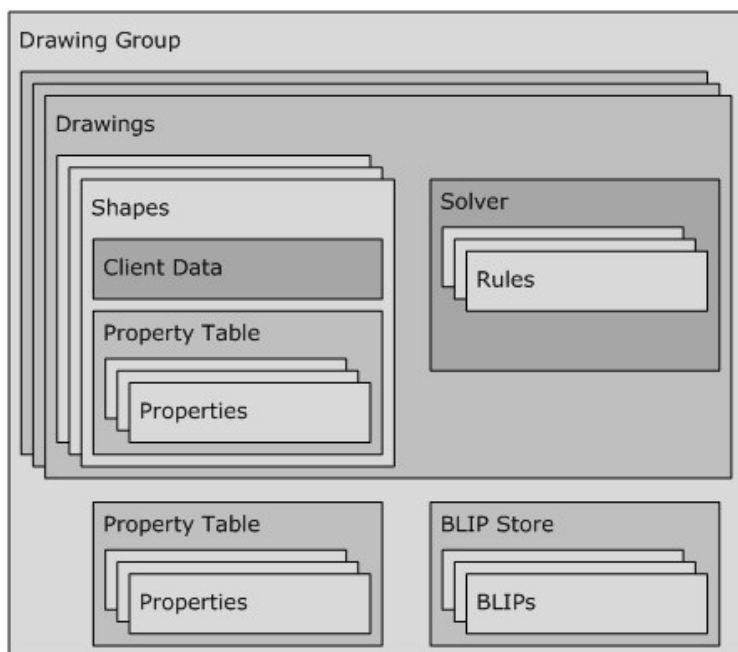


Figure 1: Object container hierarchy

At the root of the hierarchy is a **drawing group** object. Each client document has one drawing group. A drawing group contains drawings. A drawing contains shapes, which are the objects that populate a page. Adjacent to the drawings in a drawing group is a collection that contains the **binary large images or pictures (BLIPs)** that are used by the drawings. OfficeArt stores pictures in a separate collection so that they can be incrementally loaded and saved and so that the duplication of picture data will be reduced.

Associated with each shape is a piece of client data that stores the **anchor**, text, and **Object Linking and Embedding (OLE)** data of the shape as well as host-specific properties. The host application specifies the format of this structure. A separate structure, called a property table, stores the properties of the shape. A property table consists of a list of identifier-value pairs, where each identifier represents a property.

Each drawing group has a shape property table that stores the defaults for new shapes.

Each drawing has a collection of **rules (1)** that govern the shapes in the drawing.

Note that drawings are not saved inside drawing groups but in separate, top-level containers. This scheme enables host applications to save drawing group information with per-document information and to save drawing information with per-sheet, per-**slide**, or per-page information.

The remainder of this section describes the Office Drawing Binary File Format Structure in more detail.

1.3.1 Records

The OfficeArt file stream consists of a series of records that share a common header structure. Records can be categorized into two groups: **atoms** and containers.

An atom is a record that contains information about an OfficeArt object and is kept inside a container.

A container is a record that contains atoms and other containers in a logical and organized way.

Each record, whether atom or container, has a common header. A container consists of just the common header, whereas an atom consists of the common header followed by record-specific data.

A group of records that each end in the word *FileBlock* indicates an abstract form of concrete records that might be in a collection. The containing record stores an array of *FileBlock* records that each represent an instance of a different record type, as determined by a field within the record header of the *FileBlock* record.

1.3.2 Record Headers

All records share a common header that describes the record data. This header contains the record type, the record length, and if the record is an atom, a version identifier. Although every record type has an instance property, not every record type uses this field. When used, the instance property specifies either the number of objects in the container record or a specific identifier that is used by the record.

Because the header specifies the record length, it is possible to parse an OfficeArt record stream without knowledge of the actual contents of each record. It is expected that parsers of the Office Drawing Binary File Format Structure will skip over record types that are unknown to the reader. In addition, parsers need to expect that records can come in any order in a container. On the other hand, parsers can expect that the container hierarchy will not change. For example, it is unnecessary to consider a shape record that contains a drawing record.

When the data is written to a client file, the host application stores client-specific records in the OfficeArt stream to preserve the client features and behaviors. For more information, see section [1.4](#).

1.3.3 Containers

A container consists of a record header, which is followed by the contained records. A container needs to precede all atoms because the container specifies how the contained atoms are to be applied to the drawing data. For example, a shape container and a drawing group container each contain a collection of properties. The container designates that the properties are either individual shape properties or document default properties.

1.3.4 Properties

Because the Office Drawing Binary File Format Structure contains drawing data, it is heavily populated with properties that are specific to shapes. These shape properties are contained in a set of sparsely populated arrays. Each array contains a specific block of properties and contains only those properties for which the value differs from the default. If a property is specified to be ignored or is omitted from the file, it is assumed to have the default value.

If any property appears in a property block more than once, the last occurrence is assumed to be the correct property, and the value in the last occurrence overrides any previously set value.

1.3.5 Bit Format

Records are tightly packed without alignment. OfficeArt data is stored in **little-endian** format.

1.3.6 Extended Colors

Each property that is related to color has two associated extended-color properties, which can be used to define the main color more precisely. If neither extended-color property is set, the main color property contains the full color definition. Otherwise, the first extended-color property specifies the base color, and the second extended-color property specifies a tint or shade modification that is applied to the first extended-color property. In this case, the main color property contains the flattened **red-green-blue (RGB)** color that is computed by applying specified tint or shade modification to the specified base color. If the values of the main color property and the extended-color properties are inconsistent, the value of the main color property can be used and those of the extended-color properties discarded. For more information, see section [2.2.2](#).

1.4 Relationship to Protocols and Other Structures

The Office Drawing Binary File Format Structure is dependent on the structures that are defined in the following references:

- [\[MS-DOC\]](#)
- [\[MS-XLS\]](#)
- [\[MS-PPT\]](#)
- [\[MS-OGRAPH\]](#)

These structures determine how the OfficeArt data is saved to disk and where that data will reside. Additionally, images are stored within the file in standard raster formats. The **OfficeArtBStoreContainerFileBlock** record, which is defined in section [2.2.22](#), specifies which image types are supported within the **BLIP** store.

The host application defines a certain group of records within the OfficeArt stream as client records. These records hold information that the host application needs to position the diagram in the host document or to contain the host text.

The host application supplies OfficeArt text to provide the same functionality as the application's native text. Some host applications also apply rules to the shapes or diagrams to assist with positioning those shapes or diagrams or to store additional data for other host-specific needs.

For more information, see [MS-DOC], [MS-XLS], [MS-PPT], and [MS-OGRAPH].

1.5 Applicability Statement

This document specifies a persistence format for drawings. These drawings typically contain geometric primitives, also known as shapes, that might contain formatting elements such as fills, line styles, pictures, and three-dimensional (3-D) transformations. These shapes also support text as specified by the host application.

This persistence format provides interoperability with applications that create or read documents conforming to this structure.

1.6 Versioning and Localization

This document covers versioning issues in the following areas:

Structure versions: All of the custom OfficeArt types, as defined in section [2.1](#), and OfficeArt record types, as defined in section [2.2](#), are supported by all versions of the OfficeArt file format, but this is not true for all of the properties. For more information, see section [2.3](#).

Localization: The OfficeArt file format does not use localized user text strings. This file format does use properties to represent text orientation and flow, as needed. For more information, see sections [2.3.21.9](#), [2.3.21.10](#), and [2.3.21.12](#). Additionally a vendor can choose to infer the text orientation and flow either from the character context (by inspecting the characters and determining the correct orientation and flow from the **Unicode** character set) or from the system locale settings. All the units of measure that are described in this document are either application defined, explicitly specified, or consistent across all locales. The OfficeArt file format does not define any time formats, calendar formats, or monetary units.

1.7 Vendor-Extensible Fields

A vendor or third party can add data to the OfficeArt file format by defining a new record that has a record header for which the record type is outside the range 0xF000 through 0xFFFF. When a record type is encountered outside this range, the record MAY be skipped. For the record to be skipped, the record length field also needs to represent the size of the record so that the reader can determine how far ahead to jump to continue parsing the file. Any vendor-defined record MUST have a valid record header, as specified in the **OfficeArtRecordHeader** structure, as defined in section [2.2.1](#), for the record to be skipped as an unknown record type. Similarly, if a vendor or third party needs to add additional properties, a new record type needs to be defined to contain these properties. The existing OPT tables are as follows:

- **OfficeArtFOPT**, as defined in section [2.2.9](#).
- **OfficeArtSecondaryFOPT**, as defined in section [2.2.10](#).
- **OfficeArtTertiaryFOPT**, as defined in section [2.2.11](#).

Avoid adding new properties to one of these existing OPT tables with a previously unused value in the **opid** field. These values might be claimed by a later version of OfficeArt and would then cause collisions with the vendor data.

A vendor cannot acquire a record number that is guaranteed to be uniquely its own. Therefore, vendor-defined records risk causing conflicts with records that are defined by other vendors or third parties.

2 Structures

2.1 Custom OfficeArt Types

2.1.1 MSODGID

Referenced by: [OfficeArtIDCL](#)

The **MSODGID** data type designates an unsigned integer that specifies the identifier of a drawing.

2.1.2 MSOSPID

Referenced by: [hspMaster](#), [hspNext](#), [OfficeArtFArcRule](#), [OfficeArtFCalloutRule](#), [OfficeArtFConnectorRule](#), [OfficeArtFDG](#), [OfficeArtFDGG](#), [OfficeArtFDGSL](#), [OfficeArtFPSPL](#), [OfficeArtFSP](#)

The **MSOSPID** data type designates an unsigned integer that specifies the identifier of a shape.

2.1.3 FRID

Referenced by: [OfficeArtFRIT](#)

The **FRID** data type designates an unsigned integer that specifies the identifier of a **group shape** that has been ungrouped.

2.1.4 MSOFO

Referenced by: [OfficeArtFBSE](#)

The **MSOFO** data type designates an unsigned integer that specifies an offset into a file.

2.2 OfficeArt Record Types

2.2.1 OfficeArtRecordHeader

Referenced by: [OfficeArtBlipDIB](#), [OfficeArtBlipEMF](#), [OfficeArtBlipJPEG](#), [OfficeArtBlipPICT](#), [OfficeArtBlipPNG](#), [OfficeArtBlipTIFF](#), [OfficeArtBlipWMF](#), [OfficeArtBStoreContainer](#), [OfficeArtChildAnchor](#), [OfficeArtColorMRUContainer](#), [OfficeArtDqContainer](#), [OfficeArtDggContainer](#), [OfficeArtFArcRule](#), [OfficeArtFBSE](#), [OfficeArtFCalloutRule](#), [OfficeArtFConnectorRule](#), [OfficeArtFDG](#), [OfficeArtFDGGBlock](#), [OfficeArtFDGSL](#), [OfficeArtFOPT](#), [OfficeArtFPSPL](#), [OfficeArtFRITContainer](#), [OfficeArtFSP](#), [OfficeArtFSPGR](#), [OfficeArtSecondaryFOPT](#), [OfficeArtSolverContainer](#), [OfficeArtSpContainer](#), [OfficeArtSpgrContainer](#), [OfficeArtSplitMenuColorContainer](#), [OfficeArtTertiaryFOPT](#)

The **OfficeArtRecordHeader** record specifies the common record header for all the OfficeArt records.

0	1	2	3	4	5	6	7	8	9	10	11	12	13	14	15	16	17	18	19	20	21	22	23	24	25	26	27	28	29	30	31
recVer		recInstance														recType															
recLen																															

recVer (4 bits): An unsigned integer that specifies the version if the record is an atom. If the record is a container, this field MUST contain 0xF.

recInstance (12 bits): An unsigned integer that differentiates an atom from the other atoms that are contained in the record.

recType (2 bytes): An unsigned integer that specifies the type of the record. This value MUST be from 0xF000 through 0xFFFF, inclusive.

recLen (4 bytes): An unsigned integer that specifies the length, in bytes, of the record. If the record is an atom, this value specifies the length of the atom, excluding the header. If the record is a container, this value specifies the sum of the lengths of the atoms that the record contains, plus the length of the record header for each atom.

2.2.2 OfficeArtCOLORREF

Referenced by: [borderBottomColor](#), [borderLeftColor](#), [borderRightColor](#), [borderTopColor](#), [c3DCrMod](#), [c3DExtrusionColor](#), [c3DExtrusionColorExt](#), [fillBackColor](#), [fillBackColorExt](#), [fillColor](#), [fillColorExt](#), [fillCrMod](#), [lineBackColor](#), [lineBackColorExt](#), [lineBottomBackColor](#), [lineBottomBackColorExt](#), [lineBottomColor](#), [lineBottomColorExt](#), [lineBottomCrMod](#), [lineColor](#), [lineColorExt](#), [lineCrMod](#), [lineLeftBackColor](#), [lineLeftBackColorExt](#), [lineLeftColor](#), [lineLeftColorExt](#), [lineLeftCrMod](#), [lineRightBackColor](#), [lineRightBackColorExt](#), [lineRightColor](#), [lineRightColorExt](#), [lineRightCrMod](#), [lineTopBackColor](#), [lineTopBackColorExt](#), [lineTopColor](#), [lineTopColorExt](#), [lineTopCrMod](#), [MSOSHADECOLOR](#), [pictureDbiCrMod](#), [pictureFillCrMod](#), [pictureLineCrMod](#), [pictureRecolor](#), [pictureRecolorExt](#), [pictureTransparent](#), [pictureTransparentExt](#), [reserved1370](#), [reserved1374](#), [reserved1377](#), [reserved1378](#), [reserved1434](#), [reserved1438](#), [reserved1441](#), [reserved1442](#), [reserved1498](#), [reserved1502](#), [reserved1505](#), [reserved1506](#), [reserved1562](#), [reserved1566](#), [reserved1569](#), [reserved1570](#), [reserved278](#), [reserved281](#), [reserved284](#), [reserved287](#), [reserved415](#), [reserved419](#), [reserved422](#), [reserved423](#), [reserved474](#), [reserved478](#), [reserved481](#), [reserved482](#), [reserved531](#), [reserved535](#), [reserved538](#), [reserved539](#), [reserved650](#), [reserved653](#), [shadowColor](#), [shadowColorExt](#), [shadowCrMod](#), [shadowHighlight](#), [shadowHighlightExt](#)

The **OfficeArtCOLORREF** structure specifies a color. The high 8 bits MAY be set to 0xFF, in which case the color MUST be ignored.

The **color** properties that are specified in the following table have a set of extended-color properties. The **color** property specifies the main color. The **colorExt** and **colorExtMod** properties specify the extended colors that can be used to define the main color more precisely.

color	colorExt	colorExtMod
fillColor (section 2.3.7.2)	fillColorExt (section 2.3.7.33)	fillColorExtMod (section 2.3.7.35)
fillBackColor (section 2.3.7.4)	fillBackColorExt (section 2.3.7.37)	fillBackColorExtMod (section 2.3.7.39)
lineColor (section 2.3.8.1)	lineColorExt (section 2.3.8.28)	lineColorExtMod (section 2.3.8.30)
lineBackColor (section 2.3.8.3)	lineBackColorExt (section 2.3.8.32)	lineBackColorExtMod (section 2.3.8.34)
lineLeftColor (section 2.3.9.1)	lineLeftColorExt (section 2.3.9.28)	lineLeftColorExtMod (section 2.3.9.30)
lineLeftBackColor (section 2.3.9.3)	lineLeftBackColorExt (section 2.3.9.28)	lineLeftBackColorExtMod (section 2.3.9.30)

color	colorExt	colorExtMod
lineRightColor (section 2.3.11.1)	lineRightColorExt (section 2.3.11.28)	lineRightColorExtMod (section 2.3.11.30)
lineRightBackColor (section 2.3.11.3)	lineRightBackColorExt (section 2.3.11.32)	lineRightBackColorExtMod (section 2.3.11.34)
lineTopColor (section 2.3.10.1)	lineTopColorExt (section 2.3.10.28)	lineTopColorExtMod (section 2.3.10.30)
lineTopBackColor (section 2.3.10.3)	lineTopBackColorExt (section 2.3.10.32)	lineTopBackColorExtMod (section 2.3.10.34)
lineBottomColor (section 2.3.12.1)	lineBottomColorExt (section 2.3.12.28)	lineBottomColorExtMod (section 2.3.12.30)
lineBottomBackColor (section 2.3.12.3)	lineBottomBackColorExt (section 2.3.12.32)	lineBottomBackColorExtMod (section 2.3.12.34)
shadowColor (section 2.3.13.2)	shadowColorExt (section 2.3.13.12)	shadowColorExtMod (section 2.3.13.14)
shadowHighlight (section 2.3.13.3)	shadowHighlightExt (section 2.3.13.16)	shadowHighlightExtMod (section 2.3.13.18)
c3DExtrusionColor (section 2.3.15.8)	c3DExtrusionColorExt (section 2.3.15.10)	c3DExtrusionColorExtMod (section 2.3.15.12)
pictureRecolor (section 2.3.23.29)	pictureRecolorExt (section 2.3.23.30)	pictureRecolorExtMod (section 2.3.23.32)
pictureTransparent (section 2.3.23.10)	pictureTransparentExt (section 2.3.23.24)	pictureTransparentExtMod (section 2.3.23.26)

If neither extended-color property is set, the main **color** property contains the full color definition. Otherwise, the **colorExt** property specifies the base color, and the **colorExtMod** property specifies a tint or shade modification that is applied to the **colorExt** property. In this case, the main **color** property contains the flattened RGB color that is computed by applying the specified tint or shade modification to the specified base color.

0	1	2	3	4	5	6	7	8	9	0	1	2	3	4	5	6	7	8	9	0	1	2	3	4	5	6	7	8	9	0	1
A	B	C	D	E	F	G	H	blue								green								red							

A - unused1 (1 bit): A bit that is undefined and MUST be ignored.

B - unused2 (1 bit): A bit that is undefined and MUST be ignored.

C - unused3 (1 bit): A bit that is undefined and MUST be ignored.

D - fSysIndex (1 bit): A bit that specifies whether the system **color scheme** will be used to determine the color. A value of 0x1 specifies that **green** and **red** will be treated as an unsigned 16-bit index into the system color table. Values less than 0x00F0 map directly to system colors. For more information, see [\[MSDN-GetSysColor\]](#).

The following table specifies values that have special meaning.

Value	Meaning
0x00F0	Use the fill color of the shape.
0x00F1	If the shape contains a line, use the line color of the shape. Otherwise, use the fill color.
0x00F2	Use the line color of the shape.
0x00F3	Use the shadow color of the shape.
0x00F4	Use the current, or last-used, color.
0x00F5	Use the fill background color of the shape.
0x00F6	Use the line background color of the shape.
0x00F7	If the shape contains a fill, use the fill color of the shape. Otherwise, use the line color.

The following table specifies values that indicate special procedural properties that are used to modify the color components of another color. These values are combined with those in the preceding table or with a user-specified color. The first six values are mutually exclusive.

Value	Meaning
0x0100	Darken the color by the value that is specified in the blue field. A blue value of 0xFF specifies that the color is to be left unchanged, whereas a blue value of 0x00 specifies that the color is to be completely darkened.
0x0200	Lighten the color by the value that is specified in the blue field. A blue value of 0xFF specifies that the color is to be left unchanged, whereas a blue value of 0x00 specifies that the color is to be completely lightened.
0x0300	Add a gray level RGB value. The blue field contains the gray level to add: NewColor = SourceColor + gray
0x0400	Subtract a gray level RGB value. The blue field contains the gray level to subtract: NewColor = SourceColor - gray
0x0500	Reverse-subtract a gray level RGB value. The blue field contains the gray level from which to subtract: NewColor = gray - SourceColor
0x0600	If the color component being modified is less than the parameter contained in the blue field, set it to the minimum intensity. If the color component being modified is greater than or equal to the parameter, set it to the maximum intensity.
0x2000	After making other modifications, invert the color.
0x4000	After making other modifications, invert the color by toggling just the high bit of each color channel.

Value	Meaning
0x8000	Before making other modifications, convert the color to grayscale.

E - fSchemeIndex (1 bit): A bit that specifies whether the current application-defined color scheme will be used to determine the color. A value of 0x1 specifies that **red** will be treated as an index into the current color scheme table. If this value is 0x1, **green** and **blue** MUST be 0x00.

F - fSystemRGB (1 bit): A bit that specifies whether the color is a standard RGB color. The following table specifies the meaning of each value for this field.

Value	Meaning
0x0	The RGB color MAY use halftone dithering to display.
0x1	The color MUST be a solid color.

G - fPaletteRGB (1 bit): A bit that specifies whether the current palette will be used to determine the color. A value of 0x1 specifies that **red**, **green**, and **blue** contain an RGB value that will be matched in the current color palette. This color MUST be solid.

H - fPaletteIndex (1 bit): A bit that specifies whether the current palette will be used to determine the color. A value of 0x1 specifies that **green** and **red** will be treated as an unsigned 16-bit index into the current color palette. This color MAY [<1>](#) be dithered. If this value is 0x1, **blue** MUST be 0x00.

blue (1 byte): An unsigned integer that specifies the intensity of the blue color channel. A value of 0x00 has the minimum blue intensity. A value of 0xFF has the maximum blue intensity.

green (1 byte): An unsigned integer that specifies the intensity of the green color channel. A value of 0x00 has the minimum green intensity. A value of 0xFF has the maximum green intensity.

red (1 byte): An unsigned integer that specifies the intensity of the red color channel. A value of 0x00 has the minimum red intensity. A value of 0xFF has the maximum red intensity.

2.2.3 MSOSHADE

Referenced by: [MSOTINTSHADE](#)

The **MSOSHADE** record specifies a shade color modification that can be used to darken a color.

0	1	2	3	4	5	6	7	8	9	10	11	12	13	14	15	16	17	18	19	20	21	22	23	24	25	26	27	28	29	30	31
reserved1																amount								reserved2							

reserved1 (16 bits): A value that MUST be 0x01F4 and MUST be ignored.

amount (8 bits): An unsigned integer that specifies the amount with which to darken the color. A value of 0xFF specifies that the color is not to be darkened. A value of 0x00 specifies that the color is to be fully darkened.

reserved2 (8 bits): A value that MUST be 0x10 and MUST be ignored.

2.2.4 MSOTINT

Referenced by: [MSOTINTSHADE](#)

The **MSOTINT** record specifies a tint color modification that can be used to lighten a color.

0	1	2	3	4	5	6	7	8	9	10	11	12	13	14	15	16	17	18	19	20	21	22	23	24	25	26	27	28	29	30	31
reserved1																amount								reserved2							

reserved1 (16 bits): A value that MUST be 0x02F4 and MUST be ignored.

amount (8 bits): An unsigned integer that specifies the amount with which to lighten the color. A value of 0xFF specifies that the color is not to be lightened. A value of 0x00 specifies that the color is to be fully lightened.

reserved2 (8 bits): A value that MUST be 0x10 and MUST be ignored.

2.2.5 MSOCOLORMODUNDEFINED

Referenced by: [MSOTINTSHADE](#)

The **MSOCOLORMODUNDEFINED** record MUST be ignored.

0	1	2	3	4	5	6	7	8	9	10	11	12	13	14	15	16	17	18	19	20	21	22	23	24	25	26	27	28	29	30	31
reserved1																															

reserved1 (4 bytes): A value that MUST be 0x20000000 and MUST be ignored.

2.2.6 MSOTINTSHADE

Referenced by: [c3DExtrusionColorExtMod](#), [fillBackColorExtMod](#), [fillColorExtMod](#), [lineBackColorExtMod](#), [lineBottomBackColorExtMod](#), [lineBottomColorExtMod](#), [lineColorExtMod](#), [lineLeftBackColorExtMod](#), [lineLeftColorExtMod](#), [lineRightBackColorExtMod](#), [lineRightColorExtMod](#), [lineTopBackColorExtMod](#), [lineTopColorExtMod](#), [pictureRecolorExtMod](#), [pictureTransparentExtMod](#), [shadowColorExtMod](#), [shadowHighlightExtMod](#)

The **MSOTINTSHADE** record specifies an **MSOCOLORMODUNDEFINED**, as defined in section 2.2.5, an **MSOSHADE**, as defined in section 2.2.3, or an **MSOTINT**, as defined in section 2.2.4, record. The type and meaning are dictated by the value of the following code snippet:

```
((DWORD)MSOTINTSHADE) & 0x00000300 >> 8
```

The following table specifies the valid values.

Value	Type
0x00000000	MSOCOLORMODUNDEFINED
0x00000001	MSOSHADE

Value	Type
0x00000002	MSOTINT

2.2.7 OfficeArtFOPTE

The **OfficeArtFOPTE** record specifies an entry in a property table. An entry consists of an identifier and a value. Some property values, such as Unicode strings, do not fit in 32 bits. For these properties, the **fComplex** bit is set, and the size of the data is saved in the **op** field. The data of the complex properties follows the array of property table entries in the property table.

0	1	2	3	4	5	6	7	8	9	10	11	12	13	14	15	16	17	18	19	20	21	22	23	24	25	26	27	28	29	30	31
opid																op															
...																															

opid (2 bytes): An **OfficeArtFOPTEOPID** record, as defined in section [2.2.8](#), that specifies the header information for this property.

op (4 bytes): A signed integer that specifies the value for this property.

2.2.8 OfficeArtFOPTEOPID

Referenced by: [3D-Object Boolean Properties](#), [3D-Style Boolean Properties](#), [adjust2Value](#), [adjust3Value](#), [adjust4Value](#), [adjust5Value](#), [adjust6Value](#), [adjust7Value](#), [adjust8Value](#), [adjustValue](#), [alignHR](#), [anchorText](#), [Blip Boolean Properties](#), [borderBottomColor](#), [borderLeftColor](#), [borderRightColor](#), [borderTopColor](#), [bottom](#), [Bottom Line Style Boolean Properties](#), [bWMode](#), [bWModeBW](#), [bWModePureBW](#), [c3DAmbientIntensity](#), [c3DCrMod](#), [c3DDiffuseAmt](#), [c3DEdgeThickness](#), [c3DExtrudeBackward](#), [c3DExtrudeForward](#), [c3DExtrusionColor](#), [c3DExtrusionColorExt](#), [c3DExtrusionColorExtMod](#), [c3DFillIntensity](#), [c3DFillX](#), [c3DFillY](#), [c3DFillZ](#), [c3DKeyIntensity](#), [c3DKeyX](#), [c3DKeyY](#), [c3DKeyZ](#), [c3DOriginX](#), [c3DOriginY](#), [c3DRenderMode](#), [c3DRotationAngle](#), [c3DRotationAxisX](#), [c3DRotationAxisY](#), [c3DRotationAxisZ](#), [c3DRotationCenterX](#), [c3DRotationCenterY](#), [c3DRotationCenterZ](#), [c3DShininess](#), [c3DSkewAmount](#), [c3DSkewAngle](#), [c3DSpecularAmt](#), [c3DTolerance](#), [c3DXRotationAngle](#), [c3DXViewpoint](#), [c3DYRotationAngle](#), [c3DYViewpoint](#), [c3DZViewpoint](#), [Callout Boolean Properties](#), [cdirFont](#), [cropFromBottom](#), [cropFromLeft](#), [cropFromRight](#), [cropFromTop](#), [cxk](#), [cxstyle](#), [dgmBaseTextScale](#), [dgmConstrainBounds](#), [dgmDefaultFontSize](#), [dgmLayout](#), [dgmLayoutMRU](#), [dgmNodeKind](#), [dgmScaleX](#), [dgmScaleY](#), [dgmStyle](#), [dgmt](#), [dhgt](#), [Diagram Boolean Properties](#), [dxHeightHR](#), [dxTextLeft](#), [dxTextRight](#), [dxWidthHR](#), [dxWrapDistLeft](#), [dxWrapDistRight](#), [dxyCalloutDropSpecified](#), [dxyCalloutGap](#), [dxyCalloutLengthSpecified](#), [dyTextBottom](#), [dyTextTop](#), [dyWrapDistBottom](#), [dyWrapDistTop](#), [equationXML](#), [Fill Style Boolean Properties](#), [fillAngle](#), [fillBackColor](#), [fillBackColorExt](#), [fillBackColorExtMod](#), [fillBackOpacity](#), [fillBlip](#), [fillBlipFlags](#), [fillBlipName](#), [fillColor](#), [fillColorExt](#), [fillColorExtMod](#), [fillCrMod](#), [fillDztype](#), [fillFocus](#), [fillHeight](#), [fillOpacity](#), [fillOriginX](#), [fillOriginY](#), [fillRectBottom](#), [fillRectLeft](#), [fillRectRight](#), [fillRectTop](#), [fillShadeColors](#), [fillShadePreset](#), [fillShadeType](#), [fillShapeOriginX](#), [fillShapeOriginY](#), [fillToBottom](#), [fillToLeft](#), [fillToRight](#), [fillToTop](#), [fillType](#), [fillWidth](#), [geoBottom](#), [geoLeft](#), [Geometry Boolean Properties](#), [Geometry Text Boolean Properties](#), [geoRight](#), [geoTop](#), [Group Shape Boolean Properties](#), [gtextAlign](#), [gtextCSSFont](#), [gtextFont](#), [gtextSize](#), [gtextSpacing](#), [gtextUNICODE](#), [gvPage](#), [gvRelPage](#), [hspMaster](#), [hspNext](#), [idDiscussAnchor](#), [Ink Boolean Properties](#), [left](#), [Left Line Style Boolean Properties](#), [lidRegroup](#), [Line Style Boolean Properties](#), [lineBackColor](#), [lineBackColorExt](#), [lineBackColorExtMod](#), [lineBottomBackColor](#), [lineBottomBackColorExt](#), [lineBottomBackColorExtMod](#), [lineBottomColor](#), [lineBottomColorExt](#),

[lineBottomColorExtMod](#), [lineBottomCrMod](#), [lineBottomDashing](#), [lineBottomDashStyle](#), [lineBottomEndArrowhead](#), [lineBottomEndArrowLength](#), [lineBottomEndArrowWidth](#), [lineBottomEndCapStyle](#), [lineBottomFillBlip](#), [lineBottomFillBlipFlags](#), [lineBottomFillBlipName](#), [lineBottomFillDztype](#), [lineBottomFillHeight](#), [lineBottomFillWidth](#), [lineBottomJoinStyle](#), [lineBottomMiterLimit](#), [lineBottomOpacity](#), [lineBottomStartArrowhead](#), [lineBottomStartArrowLength](#), [lineBottomStartArrowWidth](#), [lineBottomStyle](#), [lineBottomType](#), [lineBottomWidth](#), [lineColor](#), [lineColorExt](#), [lineColorExtMod](#), [lineCrMod](#), [lineDashing](#), [lineDashStyle](#), [lineEndArrowhead](#), [lineEndArrowLength](#), [lineEndArrowWidth](#), [lineEndCapStyle](#), [lineFillBlip](#), [lineFillBlipFlags](#), [lineFillBlipName](#), [lineFillDztype](#), [lineFillHeight](#), [lineFillWidth](#), [lineJoinStyle](#), [lineLeftBackColor](#), [lineLeftBackColorExt](#), [lineLeftBackColorExtMod](#), [lineLeftColor](#), [lineLeftColorExt](#), [lineLeftColorExtMod](#), [lineLeftCrMod](#), [lineLeftDashing](#), [lineLeftDashStyle](#), [lineLeftEndArrowhead](#), [lineLeftEndArrowLength](#), [lineLeftEndArrowWidth](#), [lineLeftEndCapStyle](#), [lineLeftFillBlip](#), [lineLeftFillBlipFlags](#), [lineLeftFillBlipName](#), [lineLeftFillDztype](#), [lineLeftFillHeight](#), [lineLeftFillWidth](#), [lineLeftJoinStyle](#), [lineLeftMiterLimit](#), [lineLeftOpacity](#), [lineLeftStartArrowhead](#), [lineLeftStartArrowLength](#), [lineLeftStartArrowWidth](#), [lineLeftStyle](#), [lineLeftType](#), [lineLeftWidth](#), [lineMiterLimit](#), [lineOpacity](#), [lineRightBackColor](#), [lineRightBackColorExt](#), [lineRightBackColorExtMod](#), [lineRightColor](#), [lineRightColorExt](#), [lineRightColorExtMod](#), [lineRightCrMod](#), [lineRightDashing](#), [lineRightDashStyle](#), [lineRightEndArrowhead](#), [lineRightEndArrowLength](#), [lineRightEndArrowWidth](#), [lineRightEndCapStyle](#), [lineRightFillBlip](#), [lineRightFillBlipFlags](#), [lineRightFillBlipName](#), [lineRightFillDztype](#), [lineRightFillHeight](#), [lineRightFillWidth](#), [lineRightJoinStyle](#), [lineRightMiterLimit](#), [lineRightOpacity](#), [lineRightStartArrowhead](#), [lineRightStartArrowLength](#), [lineRightStartArrowWidth](#), [lineRightStyle](#), [lineRightType](#), [lineRightWidth](#), [lineStartArrowhead](#), [lineStartArrowLength](#), [lineStartArrowWidth](#), [lineStyle](#), [lineTopBackColor](#), [lineTopBackColorExt](#), [lineTopBackColorExtMod](#), [lineTopColor](#), [lineTopColorExt](#), [lineTopColorExtMod](#), [lineTopCrMod](#), [lineTopDashing](#), [lineTopDashStyle](#), [lineTopEndArrowhead](#), [lineTopEndArrowLength](#), [lineTopEndArrowWidth](#), [lineTopEndCapStyle](#), [lineTopFillBlip](#), [lineTopFillBlipFlags](#), [lineTopFillBlipName](#), [lineTopFillDztype](#), [lineTopFillHeight](#), [lineTopFillWidth](#), [lineTopJoinStyle](#), [lineTopMiterLimit](#), [lineTopOpacity](#), [lineTopStartArrowhead](#), [lineTopStartArrowLength](#), [lineTopStartArrowWidth](#), [lineTopStyle](#), [lineTopType](#), [lineTopWidth](#), [lineType](#), [lineWidth](#), [ITxid](#), [metroBlob](#), [movie](#), [OfficeArtFOPTe](#), [pAdjustHandles](#), [pConnectionSites](#), [pConnectionSitesDir](#), [pctHoriz](#), [pctHorizPos](#), [pctHR](#), [pctVert](#), [pctVertPos](#), [Perspective Style Boolean Properties](#), [perspectiveOffsetX](#), [perspectiveOffsetY](#), [perspectiveOriginX](#), [perspectiveOriginY](#), [perspectivePerspectiveX](#), [perspectivePerspectiveY](#), [perspectiveScaleXToX](#), [perspectiveScaleXToY](#), [perspectiveScaleYToX](#), [perspectiveScaleYToY](#), [perspectiveType](#), [perspectiveWeight](#), [pGuides](#), [pib](#), [pibFlags](#), [pibName](#), [pibPrint](#), [pibPrintFlags](#), [pibPrintName](#), [pictureBrightness](#), [pictureContrast](#), [pictureDblCrMod](#), [pictureFillCrMod](#), [pictureId](#), [pictureLineCrMod](#), [pictureRecolor](#), [pictureRecolorExt](#), [pictureRecolorExtMod](#), [pictureTransparent](#), [pictureTransparentExt](#), [pictureTransparentExtMod](#), [pihShape](#), [pInkData](#), [pInscribe](#), [posh](#), [posrelh](#), [posrelv](#), [posv](#), [pRelationTbl](#), [Protection Boolean Properties](#), [pSegmentInfo](#), [pVertices](#), [pWrapPolygonVertices](#), [Relative Transform Boolean Properties](#), [relBottom](#), [relLeft](#), [relRight](#), [relRotation](#), [relTop](#), [reserved1370](#), [reserved1372](#), [reserved1374](#), [reserved1376](#), [reserved1377](#), [reserved1378](#), [reserved1434](#), [reserved1436](#), [reserved1438](#), [reserved1440](#), [reserved1441](#), [reserved1442](#), [reserved1498](#), [reserved1500](#), [reserved1502](#), [reserved1504](#), [reserved1505](#), [reserved1506](#), [reserved1562](#), [reserved1564](#), [reserved1566](#), [reserved1568](#), [reserved1569](#), [reserved1570](#), [reserved278](#), [reserved280](#), [reserved281](#), [reserved284](#), [reserved286](#), [reserved287](#), [reserved415](#), [reserved417](#), [reserved419](#), [reserved421](#), [reserved422](#), [reserved423](#), [reserved474](#), [reserved476](#), [reserved478](#), [reserved480](#), [reserved481](#), [reserved482](#), [reserved531](#), [reserved533](#), [reserved535](#), [reserved537](#), [reserved538](#), [reserved539](#), [reserved646](#), [reserved650](#), [reserved652](#), [reserved653](#), [right](#), [Right Line Style Boolean Properties](#), [rotation](#), [scriptLang](#), [Shadow Style Boolean Properties](#), [shadowColor](#), [shadowColorExt](#), [shadowColorExtMod](#), [shadowCrMod](#), [shadowHighlight](#), [shadowHighlightExt](#), [shadowHighlightExtMod](#), [shadowOffsetX](#), [shadowOffsetY](#), [shadowOpacity](#), [shadowOriginX](#), [shadowOriginY](#), [shadowSecondOffsetX](#), [shadowSecondOffsetY](#), [shadowSoftness](#), [shadowType](#), [Shape Boolean Properties](#), [shapePath](#), [Signature Line Boolean Properties](#), [sizerelh](#), [sizerelv](#), [spcoa](#), [spcod](#), [tableProperties](#), [tableRowProperties](#), [Text Boolean Properties](#), [top](#), [Top Line Style Boolean Properties](#), [Transform Boolean Properties](#), [txdir](#), [txflTextFlow](#), [Unknown HTML Boolean Properties](#), [unused134](#), [unused140](#), [unused141](#), [unused832](#), [unused906](#), [Web Component Boolean Properties](#), [webComponentWzHtml](#),

[webComponentWzName](#), [webComponentWzUrl](#), [WrapText](#), [wzCalloutId](#), [wzDescription](#), [wzFillId](#), [wzFormulaeId](#), [wzGtextId](#), [wzHandlesId](#), [wzLineId](#), [wzLockId](#), [wzName](#), [wzPathId](#), [wzPerspectiveId](#), [wzPictureId](#), [wzScript](#), [wzScriptExtAttr](#), [wzScriptLangAttr](#), [wzShadowId](#), [wzSigSetupAddlXml](#), [wzSigSetupId](#), [wzSigSetupProvId](#), [wzSigSetupProvUrl](#), [wzSigSetupSignInst](#), [wzSigSetupSuggSigner](#), [wzSigSetupSuggSigner2](#), [wzSigSetupSuggSignerEmail](#), [wzTextId](#), [wzThreeDId](#), [wzTooltip](#), [wzWebBot](#), [xLimo](#), [yLimo](#)

The **OfficeArtFOPTEOPID** record specifies the header for an entry in a property table.

0	1	2	3	4	5	6	7	8	9	10	11	12	13	14	15	16	17	18	19	20	21	22	23	24	25	26	27	28	29	30	31
opid														A	B																

opid (14 bits): An unsigned integer that specifies the identifier of the property in this entry.

A - fBid (1 bit): A bit that specifies whether the value in the **op** field is a BLIP identifier. If this value equals 0x1, the value in the **op** field specifies the BLIP identifier in the **OfficeArtBStoreContainer** record, as defined in section [2.2.20](#). If **fComplex** equals 0x1, this bit MUST be ignored.

B - fComplex (1 bit): A bit that specifies whether this property is a complex property. If this value equals 0x1, the **op** field specifies the size of the data for this property, rather than the property data itself.

2.2.9 OfficeArtFOPT

Referenced by: [OfficeArtDggContainer](#), [OfficeArtSpContainer](#)

The **OfficeArtFOPT** record specifies a table of **OfficeArtRGFOPTE** properties, as defined in section [2.3.1](#). The following properties SHOULD be specified in this table:

- [Blip:Blip Boolean Properties](#)
- [Blip:cropFromBottom](#)
- [Blip:cropFromLeft](#)
- [Blip:cropFromRight](#)
- [Blip:cropFromTop](#)
- [Blip:pib](#)
- [Blip:pibFlags](#)
- [Blip:pibName](#)
- [Blip:pibPrint](#)
- [Blip:pibPrintFlags](#)
- [Blip:pibPrintName](#)
- [Blip:pictureBrightness](#)
- [Blip:pictureContrast](#)

- [Blip:pictureDbICrMod](#)
- [Blip:pictureFillCrMod](#)
- [Blip:pictureId](#)
- [Blip:pictureLineCrMod](#)
- [Blip:pictureTransparent](#)
- [Callout:Callout Boolean Properties](#)
- [Callout:dxyCalloutDropSpecified](#)
- [Callout:dxyCalloutGap](#)
- [Callout:dxyCalloutLengthSpecified](#)
- [Callout:spcoa](#)
- [Callout:spcod](#)
- [FillStyle:Fill Style Boolean Properties](#)
- [FillStyle:fillAngle](#)
- [FillStyle:fillBackColor](#)
- [FillStyle:fillBackOpacity](#)
- [FillStyle:fillBlip](#)
- [FillStyle:fillBlipFlags](#)
- [FillStyle:fillBlipName](#)
- [FillStyle:fillColor](#)
- [FillStyle:fillCrMod](#)
- [FillStyle:fillDztype](#)
- [FillStyle:fillFocus](#)
- [FillStyle:fillHeight](#)
- [FillStyle:fillOpacity](#)
- [FillStyle:fillOriginX](#)
- [FillStyle:fillOriginY](#)
- [FillStyle:fillRectBottom](#)
- [FillStyle:fillRectLeft](#)
- [FillStyle:fillRectRight](#)
- [FillStyle:fillRectTop](#)

- [FillStyle:fillShadeColors](#)
- [FillStyle:fillShadePreset](#)
- [FillStyle:fillShadeType](#)
- [FillStyle:fillShapeOriginX](#)
- [FillStyle:fillShapeOriginY](#)
- [FillStyle:fillToBottom](#)
- [FillStyle:fillToLeft](#)
- [FillStyle:fillToRight](#)
- [FillStyle:fillToTop](#)
- [FillStyle:fillType](#)
- [FillStyle:fillWidth](#)
- [Geometry:adjust2Value](#)
- [Geometry:adjust3Value](#)
- [Geometry:adjust4Value](#)
- [Geometry:adjust5Value](#)
- [Geometry:adjust6Value](#)
- [Geometry:adjust7Value](#)
- [Geometry:adjust8Value](#)
- [Geometry:adjustValue](#)
- [Geometry:cxk](#)
- [Geometry:geoBottom](#)
- [Geometry:geoLeft](#)
- [Geometry:Geometry Boolean Properties](#)
- [Geometry:geoRight](#)
- [Geometry:geoTop](#)
- [Geometry:pAdjustHandles](#)
- [Geometry:pConnectionSites](#)
- [Geometry:pConnectionSitesDir](#)
- [Geometry:pGuides](#)
- [Geometry:pInscribe](#)

- [Geometry:pSegmentInfo](#)
- [Geometry:pVertices](#)
- [Geometry:shapePath](#)
- [Geometry:xLimo](#)
- [Geometry:yLimo](#)
- [GeoText:Geometry Text Boolean Properties](#)
- [GeoText:gtextAlign](#)
- [GeoText:gtextFont](#)
- [GeoText:gtextSize](#)
- [GeoText:gtextSpacing](#)
- [GeoText:gtextUNICODE](#)
- [GroupShape:dyWrapDistBottom](#)
- [GroupShape:dxWrapDistLeft](#)
- [GroupShape:dxWrapDistRight](#)
- [GroupShape:dyWrapDistTop](#)
- [GroupShape:Group Shape Boolean Properties](#)
- [GroupShape:lidRegroup](#)
- [GroupShape:pHlShape](#)
- [GroupShape:pWrapPolygonVertices](#)
- [GroupShape:wzDescription](#)
- [GroupShape:wzName](#)
- [LineStyle:Line Style Boolean Properties](#)
- [LineStyle:lineBackColor](#)
- [LineStyle:lineColor](#)
- [LineStyle:lineCrMod](#)
- [LineStyle:lineDashing](#)
- [LineStyle:lineDashStyle](#)
- [LineStyle:lineEndCapStyle](#)
- [LineStyle:lineEndArrowhead](#)
- [LineStyle:lineEndArrowLength](#)

- [LineStyle:lineEndArrowWidth](#)
- [LineStyle:lineFillBlip](#)
- [LineStyle:lineFillBlipFlags](#)
- [LineStyle:lineFillBlipName](#)
- [LineStyle:lineFillDztype](#)
- [LineStyle:lineFillHeight](#)
- [LineStyle:lineOpacity](#)
- [LineStyle:lineFillWidth](#)
- [LineStyle:lineJoinStyle](#)
- [LineStyle:lineMiterLimit](#)
- [LineStyle:lineStartArrowhead](#)
- [LineStyle:lineStartArrowLength](#)
- [LineStyle:lineStartArrowWidth](#)
- [LineStyle:lineStyle](#)
- [LineStyle:lineWidth](#)
- [LineStyle:lineType](#)
- [PerspectiveStyle:Perspective Style Boolean Properties](#)
- [PerspectiveStyle:perspectiveOffsetX](#)
- [PerspectiveStyle:perspectiveOffsetY](#)
- [PerspectiveStyle:perspectiveOriginX](#)
- [PerspectiveStyle:perspectiveOriginY](#)
- [PerspectiveStyle:perspectivePerspectiveX](#)
- [PerspectiveStyle:perspectivePerspectiveY](#)
- [PerspectiveStyle:perspectiveScaleXToX](#)
- [PerspectiveStyle:perspectiveScaleXToY](#)
- [PerspectiveStyle:perspectiveScaleYToX](#)
- [PerspectiveStyle:perspectiveScaleYToY](#)
- [PerspectiveStyle:perspectiveType](#)
- [PerspectiveStyle:perspectiveWeight](#)
- [Protection:Protection Boolean Properties](#)

- [RelXfrm:qvRelPage](#)
- [RelXfrm:Relative Transform Boolean Properties](#)
- [RelXfrm:relBottom](#)
- [RelXfrm:relLeft](#)
- [RelXfrm:relRight](#)
- [RelXfrm:relRotation](#)
- [RelXfrm:relTop](#)
- [ShadowStyle:Shadow Style Boolean Properties](#)
- [ShadowStyle:shadowColor](#)
- [ShadowStyle:shadowCrMod](#)
- [ShadowStyle:shadowHighlight](#)
- [ShadowStyle:shadowOffsetX](#)
- [ShadowStyle:shadowOffsetY](#)
- [ShadowStyle:shadowOpacity](#)
- [ShadowStyle:shadowOriginX](#)
- [ShadowStyle:shadowOriginY](#)
- [ShadowStyle:shadowSecondOffsetX](#)
- [ShadowStyle:shadowSecondOffsetY](#)
- [ShadowStyle:shadowType](#)
- [Shape:bWMode](#)
- [Shape:bWModeBW](#)
- [Shape:bWModePureBW](#)
- [Shape:hspMaster](#)
- [Shape:cxstyle](#)
- [Shape:Shape Boolean Properties](#)
- [Text:anchorText](#)
- [Text:dyTextBottom](#)
- [Text:dxTextLeft](#)
- [Text:dxTextRight](#)
- [Text:dyTextTop](#)

- [Text:ITxid](#)
- [Text:WrapText](#)
- [Text:txflTextFlow](#)
- [Text:cdirFont](#)
- [Text:hspNext](#)
- [Text:Text Boolean Properties](#)
- [Text:txdir](#)
- [3DObject:c3DCrMod](#)
- [3DObject:c3DDiffuseAmt](#)
- [3DObject:c3DEdgeThickness](#)
- [3DObject:c3DExtrudeBackward](#)
- [3DObject:c3DExtrudeForward](#)
- [3DObject:c3DExtrusionColor](#)
- [3DObject:c3DShininess](#)
- [3DObject:c3DSpecularAmt](#)
- [3DObject:3D-Object Boolean Properties](#)
- [3DStyle:c3DAmbientIntensity](#)
- [3DStyle:c3DFillIntensity](#)
- [3DStyle:c3DFillX](#)
- [3DStyle:c3DFillY](#)
- [3DStyle:c3DFillZ](#)
- [3DStyle:c3DKeyIntensity](#)
- [3DStyle:c3DKeyX](#)
- [3DStyle:c3DKeyY](#)
- [3DStyle:c3DKeyZ](#)
- [3DStyle:c3DOriginX](#)
- [3DStyle:c3DOriginY](#)
- [3DStyle:c3DRenderMode](#)
- [3DStyle:c3DRotationAngle](#)
- [3DStyle:c3DRotationAxisX](#)

- [3DStyle:c3DRotationAxisY](#)
- [3DStyle:c3DRotationAxisZ](#)
- [3DStyle:c3DYRotationAngle](#)
- [3DStyle:c3DXRotationAngle](#)
- [3DStyle:c3DRotationCenterX](#)
- [3DStyle:c3DRotationCenterY](#)
- [3DStyle:c3DRotationCenterZ](#)
- [3DStyle:c3DSkewAmount](#)
- [3DStyle:c3DSkewAngle](#)
- [3DStyle:c3DTolerance](#)
- [3DStyle:c3DXViewpoint](#)
- [3DStyle:c3DYViewpoint](#)
- [3DStyle:c3DZViewpoint](#)
- [3DStyle:3D-Style Boolean Properties](#)
- [Xfrm:bottom](#)
- [Xfrm:gvPage](#)
- [Xfrm:left](#)
- [Xfrm:right](#)
- [Xfrm:rotation](#)
- [Xfrm:top](#)
- [Xfrm:Transform Boolean Properties](#)

0	1	2	3	4	5	6	7	8	9	10	11	12	13	14	15	16	17	18	19	20	21	22	23	24	25	26	27	28	29	30	31
rh																															
...																															
fopt (variable)																															
...																															

rh (8 bytes): An **OfficeArtRecordHeader** structure, as defined in section [2.2.1](#), that specifies the header for this record. The following table specifies the subfields.

Field	Meaning
rh.recVer	A value that MUST be 0x3.
rh.recInstance	An unsigned integer that specifies the number of properties in the table.
rh.recType	A value that MUST be 0xF00B.
rh.recLen	An unsigned integer that specifies the number of bytes following the header that contain property records. This value equals the number of properties multiplied by the size of the OfficeArtFOFTE type, as defined in section 2.2.7 , plus the size of the complex property data.

fopt (variable): The **OfficeArtRGFOFTE** property, as defined in section [2.3.1](#), table that specifies the property data.

2.2.10 OfficeArtSecondaryFOPT

Referenced by: [OfficeArtSpContainer](#)

The **OfficeArtSecondaryFOPT** record specifies a table of **OfficeArtRGFOFTE** properties, as defined in section [2.3.1](#). The [Blip:movie](#) property can be specified in this table.

0	1	2	3	4	5	6	7	8	9	10	11	12	13	14	15	16	17	18	19	20	21	22	23	24	25	26	27	28	29	30	31
rh																															
...																															
fopt (variable)																															
...																															

rh (8 bytes): An **OfficeArtRecordHeader** structure, as defined in section [2.2.1](#), that specifies the header for this record. The following table specifies the subfields.:

Field	Meaning
rh.recVer	A value that MUST be 0x3.
rh.recInstance	An unsigned integer that specifies the number of properties in the table.
rh.recType	A value that MUST be 0xF121.
rh.recLen	An unsigned integer that specifies the number of bytes following the header that contain property records. This value equals the number of properties multiplied by the size of the OfficeArtFOFTE type, as defined in section 2.2.7 , plus the size of the complex property data.

fopt (variable): The **OfficeArtRGFOFTE** property, as defined in section [2.3.1](#), table that specifies the property data.

2.2.11 OfficeArtTertiaryFOPT

Referenced by: [OfficeArtDggContainer](#), [OfficeArtSpContainer](#)

The **OfficeArtTertiaryFOPT** record specifies a table of **OfficeArtRGFOPT** properties, as defined in section [2.3.1](#). This table SHOULD specify the following properties:

- [Blip:Blip Boolean Properties](#)
- [Blip:pictureRecolor](#)
- [Blip:pictureRecolorExt](#)
- [Blip:pictureRecolorExtMod](#)
- [Blip:pictureTransparentExt](#)
- [Blip:pictureTransparentExtMod](#)
- [Diagram:dgmBaseTextScale](#)
- [Diagram:dgmConstrainBounds](#)
- [Diagram:dgmDefaultFontSize](#)
- [Diagram:dgmScaleX](#)
- [Diagram:dgmScaleY](#)
- [Diagram:dgmStyle](#)
- [Diagram:dgmt](#)
- [Diagram:Diagram Boolean Properties](#)
- [Diagram:pRelationTbl](#)
- [Geometry:Geometry Boolean Properties](#)
- [GeoText:gtextCSSFont](#)
- [GroupShape:alignHR](#)
- [GroupShape:borderBottomColor](#)
- [GroupShape:borderLeftColor](#)
- [GroupShape:borderRightColor](#)
- [GroupShape:borderTopColor](#)
- [GroupShape:dhgt](#)
- [GroupShape:dxHeightHR](#)
- [GroupShape:dxWidthHR](#)
- [GroupShape:Group Shape Boolean Properties](#)
- [GroupShape:metroBlob](#)

- [GroupShape:pctHR](#)
- [GroupShape:posh](#)
- [GroupShape:posrelh](#)
- [GroupShape:posrelv](#)
- [GroupShape:posv](#)
- [GroupShape:scriptLang](#)
- [GroupShape:tableProperties](#)
- [GroupShape:tableRowProperties](#)
- [GroupShape:wzScript](#)
- [GroupShape:wzScriptExtAttr](#)
- [GroupShape:wzScriptLangAttr](#)
- [GroupShape:wzTooltip](#)
- [GroupShape:wzWebBot](#)
- [GroupShape2:pctHoriz](#)
- [GroupShape2:pctHorizPos](#)
- [GroupShape2:pctVert](#)
- [GroupShape2:pctVertPos](#)
- [GroupShape2:sizerelh](#)
- [GroupShape2:sizerelv](#)
- [FillStyle:fillBackColorExt](#)
- [FillStyle:fillBackColorExtMod](#)
- [FillStyle:fillColorExt](#)
- [FillStyle:fillColorExtMod](#)
- [FillStyle:Fill Style Boolean Properties](#)
- [Ink:Ink Boolean Properties](#)
- [Ink:pInkData](#)
- [LineBottomStyle:Bottom Line Style Boolean Properties](#)
- [LineBottomStyle:lineBottomBackColor](#)
- [LineBottomStyle:lineBottomBackColorExt](#)
- [LineBottomStyle:lineBottomBackColorExtMod](#)

- [LineBottomStyle:lineBottomColor](#)
- [LineBottomStyle:lineBottomColorExt](#)
- [LineBottomStyle:lineBottomColorExtMod](#)
- [LineBottomStyle:lineBottomCrMod](#)
- [LineBottomStyle:lineBottomFillBlip](#)
- [LineBottomStyle:lineBottomFillBlipFlags](#)
- [LineBottomStyle:lineBottomFillBlipName](#)
- [LineBottomStyle:lineBottomFillDztype](#)
- [LineBottomStyle:lineBottomFillHeight](#)
- [LineBottomStyle:lineBottomDashing](#)
- [LineBottomStyle:lineBottomDashStyle](#)
- [LineBottomStyle:lineBottomEndArrowhead](#)
- [LineBottomStyle:lineBottomEndArrowLength](#)
- [LineBottomStyle:lineBottomEndArrowWidth](#)
- [LineBottomStyle:lineBottomEndCapStyle](#)
- [LineBottomStyle:lineBottomJoinStyle](#)
- [LineBottomStyle:lineBottomMiterLimit](#)
- [LineBottomStyle:lineBottomFillWidth](#)
- [LineBottomStyle:lineBottomOpacity](#)
- [LineBottomStyle:lineBottomStartArrowhead](#)
- [LineBottomStyle:lineBottomStartArrowLength](#)
- [LineBottomStyle:lineBottomStartArrowWidth](#)
- [LineBottomStyle:lineBottomStyle](#)
- [LineBottomStyle:lineBottomType](#)
- [LineBottomStyle:lineBottomWidth](#)
- [LineLeftStyle:Left Line Style Boolean Properties](#)
- [LineLeftStyle:lineLeftBackColor](#)
- [LineLeftStyle:lineLeftBackColorExt](#)
- [LineLeftStyle:lineLeftBackColorExtMod](#)
- [LineLeftStyle:lineLeftColor](#)

- [LineLeftStyle:lineLeftColorExt](#)
- [LineLeftStyle:lineLeftColorExtMod](#)
- [LineLeftStyle:lineLeftCrMod](#)
- [LineLeftStyle:lineLeftDashing](#)
- [LineLeftStyle:lineLeftDashStyle](#)
- [LineLeftStyle:lineLeftEndArrowhead](#)
- [LineLeftStyle:lineLeftEndArrowLength](#)
- [LineLeftStyle:lineLeftEndArrowWidth](#)
- [LineLeftStyle:lineLeftEndCapStyle](#)
- [LineLeftStyle:lineLeftFillBlip](#)
- [LineLeftStyle:lineLeftFillBlipFlags](#)
- [LineLeftStyle:lineLeftFillBlipName](#)
- [LineLeftStyle:lineLeftFillDztype](#)
- [LineLeftStyle:lineLeftFillHeight](#)
- [LineLeftStyle:lineLeftMiterLimit](#)
- [LineLeftStyle:lineLeftFillWidth](#)
- [LineLeftStyle:lineLeftJoinStyle](#)
- [LineLeftStyle:lineLeftOpacity](#)
- [LineLeftStyle:lineLeftStartArrowhead](#)
- [LineLeftStyle:lineLeftStartArrowLength](#)
- [LineLeftStyle:lineLeftStartArrowWidth](#)
- [LineLeftStyle:lineLeftStyle](#)
- [LineLeftStyle:lineLeftType](#)
- [LineLeftStyle:lineLeftWidth](#)
- [LineRightStyle:lineRightBackColor](#)
- [LineRightStyle:lineRightBackColorExt](#)
- [LineRightStyle:lineRightBackColorExtMod](#)
- [LineRightStyle:lineRightColor](#)
- [LineRightStyle:lineRightColorExt](#)
- [LineRightStyle:lineRightColorExtMod](#)

- [LineStyle:lineRightCrMod](#)
- [LineStyle:lineRightDashing](#)
- [LineStyle:lineRightDashStyle](#)
- [LineStyle:lineRightEndArrowhead](#)
- [LineStyle:lineRightEndArrowLength](#)
- [LineStyle:lineRightEndArrowWidth](#)
- [LineStyle:lineRightEndCapStyle](#)
- [LineStyle:lineRightFillBlip](#)
- [LineStyle:lineRightFillBlipFlags](#)
- [LineStyle:lineRightFillBlipName](#)
- [LineStyle:lineRightFillDztype](#)
- [LineStyle:lineRightFillHeight](#)
- [LineStyle:lineRightFillWidth](#)
- [LineStyle:lineRightJoinStyle](#)
- [LineStyle:lineRightMiterLimit](#)
- [LineStyle:lineRightOpacity](#)
- [LineStyle:lineRightStartArrowhead](#)
- [LineStyle:lineRightStartArrowLength](#)
- [LineStyle:lineRightStartArrowWidth](#)
- [LineStyle:lineRightStyle](#)
- [LineStyle:lineRightType](#)
- [LineStyle:lineRightWidth](#)
- [LineStyle:Right Line Style Boolean Properties](#)
- [LineStyle:lineBackColorExt](#)
- [LineStyle:lineBackColorExtMod](#)
- [LineStyle:lineColorExt](#)
- [LineStyle:lineColorExtMod](#)
- [LineStyle:Line Style Boolean Properties](#)
- [LineStyle:lineTopBackColor](#)
- [LineStyle:lineTopBackColorExt](#)

- [LineTopStyle:lineTopBackColorExtMod](#)
- [LineTopStyle:lineTopColor](#)
- [LineTopStyle:lineTopColorExt](#)
- [LineTopStyle:lineTopColorExtMod](#)
- [LineTopStyle:lineTopCrMod](#)
- [LineTopStyle:lineTopDashing](#)
- [LineTopStyle:lineTopDashStyle](#)
- [LineTopStyle:lineTopEndArrowhead](#)
- [LineTopStyle:lineTopEndArrowLength](#)
- [LineTopStyle:lineTopEndArrowWidth](#)
- [LineTopStyle:lineTopFillBlip](#)
- [LineTopStyle:lineTopFillBlipFlags](#)
- [LineTopStyle:lineTopFillBlipName](#)
- [LineTopStyle:lineTopFillDztype](#)
- [LineTopStyle:lineTopFillHeight](#)
- [LineTopStyle:lineTopFillWidth](#)
- [LineTopStyle:lineTopJoinStyle](#)
- [LineTopStyle:lineTopMiterLimit](#)
- [LineTopStyle:lineTopStartArrowhead](#)
- [LineTopStyle:lineTopStartArrowLength](#)
- [LineTopStyle:lineTopStartArrowWidth](#)
- [LineTopStyle:lineTopEndCapStyle](#)
- [LineTopStyle:lineTopOpacity](#)
- [LineTopStyle:lineTopStyle](#)
- [LineTopStyle:lineTopType](#)
- [LineTopStyle:lineTopWidth](#)
- [LineTopStyle:Top Line Style Boolean Properties](#)
- [Protection:Protection Boolean Properties](#)
- [ShadowStyle:shadowColorExt](#)
- [ShadowStyle:shadowColorExtMod](#)

- [ShadowStyle:shadowHighlightExt](#)
- [ShadowStyle:shadowHighlightExtMod](#)
- [Shape:dgmLayout](#)
- [Shape:dgmLayoutMRU](#)
- [Shape:dgmNodeKind](#)
- [Shape:equationXML](#)
- [Shape:idDiscussAnchor](#)
- [Shape:Shape Boolean Properties](#)
- [3DObject:c3DExtrusionColorExt](#)
- [3DObject:c3DExtrusionColorExtMod](#)
- [UnknownHTML:Unknown HTML Boolean Properties](#)
- [UnknownHTML:wzCalloutId](#)
- [UnknownHTML:wzFillId](#)
- [UnknownHTML:wzFormulaeId](#)
- [UnknownHTML:wzGtextId](#)
- [UnknownHTML:wzHandlesId](#)
- [UnknownHTML:wzLineId](#)
- [UnknownHTML:wzLockId](#)
- [UnknownHTML:wzPathId](#)
- [UnknownHTML:wzPerspectiveId](#)
- [UnknownHTML:wzPictureId](#)
- [UnknownHTML:wzShadowId](#)
- [UnknownHTML:wzTextId](#)
- [UnknownHTML:wzThreeDId](#)
- [WebComponent:webComponentWzHtml](#)
- [WebComponent:webComponentWzName](#)
- [WebComponent:webComponentWzUrl](#)
- [WebComponent:Web Component Boolean Properties](#)
- [SignatureLine:Signature Line Boolean Properties](#)
- [SignatureLine:wzSigSetupAddlXml](#)

- [SignatureLine:wzSigSetupProvUrl](#)
- [SignatureLine:wzSigSetupId](#)
- [SignatureLine:wzSigSetupProvId](#)
- [SignatureLine:wzSigSetupSignInst](#)
- [SignatureLine:wzSigSetupSuggSigner](#)
- [SignatureLine:wzSigSetupSuggSigner2](#)
- [SignatureLine:wzSigSetupSuggSignerEmail](#)

0	1	2	3	4	5	6	7	8	9	10	11	12	13	14	15	16	17	18	19	20	21	22	23	24	25	26	27	28	29	30	31
rh																															
...																															
fopt (variable)																															
...																															

rh (8 bytes): An **OfficeArtRecordHeader** structure, as defined in section [2.2.1](#), that specifies the header for this record. The following table specifies the subfields.

Field	Meaning
rh.recVer	A value that MUST be 0x3.
rh.recInstance	An unsigned integer that specifies the number of properties in the table.
rh.recType	A value that MUST be 0xF122.
rh.recLen	An unsigned integer that specifies the number of bytes following the header that contain property records. This value equals the number of properties multiplied by the size of the OfficeArtFOFTE type, as defined in section 2.2.7 , plus the size of the complex property data.

fopt (variable): The **OfficeArtRGFOFTE** property, as defined in section [2.3.1](#), table that specifies the property data.

2.2.12 OfficeArtDggContainer

The **OfficeArtDggContainer** record type specifies the container for all the OfficeArt file records that contain document-wide data. [<2>](#)

0	1	2	3	4	5	6	7	8	9	10	11	12	13	14	15	16	17	18	19	20	21	22	23	24	25	26	27	28	29	30	31
rh																															

...
drawingGroup (variable)
...
blipStore (variable)
...
drawingPrimaryOptions (variable)
...
drawingTertiaryOptions (variable)
...
colorMRU (variable)
...
splitColors (variable)
...

rh (8 bytes): An **OfficeArtRecordHeader** structure, as defined in section [2.2.1](#), that specifies the header for this record. The following table specifies the subfields.

Field	Meaning
rh.recVer	A value that MUST be 0xF.
rh.recInstance	A value that MUST be 0x000.
rh.recType	A value that MUST be 0xF000.
rh.recLen	An unsigned integer specifying the number of bytes following the header that contain document-wide file records.

drawingGroup (variable): An **OfficeArtFDGGBlock** record, as defined in section [2.2.48](#), that specifies document-wide information about all the drawings that are saved in the file.

blipStore (variable): An **OfficeArtBStoreContainer** record, as defined in section [2.2.20](#), that specifies the container for all the BLIPs that are used in all the drawings in the parent document.

drawingPrimaryOptions (variable): An **OfficeArtFOPT** record, as defined in section [2.2.9](#), that specifies the default properties for all **drawing objects** that are contained in all the drawings in the parent document.

drawingTertiaryOptions (variable): An **OfficeArtTertiaryFOPT** record, as defined in section [2.2.11](#), that specifies the default properties for all the drawing objects that are contained in all the drawings in the parent document.

colorMRU (variable): An **OfficeArtColorMRUContainer** record, as defined in section [2.2.43](#), that specifies the most recently used custom colors.

splitColors (variable): An **OfficeArtSplitMenuColorContainer** record, as defined in section [2.2.45](#), that specifies a container for the colors that were most recently used to format shapes.

2.2.13 OfficeArtDgContainer

The **OfficeArtDgContainer** record specifies the container for all the file records for the objects in a drawing.

0	1	2	3	4	5	6	7	8	9	0	1	2	3	4	5	6	7	8	9	0	1	2	3	4	5	6	7	8	9	0	1
rh																															
...																															
drawingData (16 bytes)																															
...																															
regroupItems (variable)																															
...																															
groupShape (variable)																															
...																															
shape (variable)																															
...																															
solvers1 (variable)																															
...																															
deletedShapes (variable)																															
...																															
solvers2 (variable)																															

...

rh (8 bytes): An **OfficeArtRecordHeader** structure, as defined in section [2.2.1](#), that specifies the header for this record. The following table specifies the subfields.

Field	Meaning
rh.recVer	A value that MUST be 0xF.
rh.recInstance	A value that MUST be 0x000.
rh.recType	A value that MUST be 0xF002.
rh.recLen	An unsigned integer that specifies the number of bytes following the header that contain drawing-wide file records.

drawingData (16 bytes): An **OfficeArtFDG** record, as defined in section [2.2.49](#), that specifies the shape count, drawing identifier, and shape identifier of the last shape in this drawing.

regroupItems (variable): An **OfficeArtFRITContainer** record, as defined in section [2.2.41](#), that specifies a container for the table of **group (4)** identifiers for regrouping ungrouped shapes.

groupShape (variable): An **OfficeArtSpgrContainer** record, as defined in section [2.2.16](#), that specifies a container for groups (4) of shapes.

shape (variable): An **OfficeArtSpContainer** record, as defined in section [2.2.14](#), that specifies a container for the shapes that are not contained in a group (4).

deletedShapes (variable): An array of **OfficeArtSpgrContainerFileBlock** records, as defined in section [2.2.17](#), that specifies the deleted shapes. For more information, see section [2.2.37](#). The array continues if the **rh.recType** field of the **OfficeArtSpgrContainerFileBlock** record, as defined in section [2.2.17](#), equals 0xF003 or 0xF004. This array MAY [<3>](#) exist.

solvers2 (variable): An **OfficeArtSolverContainer** record, as defined in section [2.2.18](#), that specifies a container for the rules (1) that are applicable to the shapes contained in this drawing.

2.2.14 OfficeArtSpContainer

Referenced by: [OfficeArtDgContainer](#), [OfficeArtInlineSpContainer](#), [OfficeArtSpgrContainerFileBlock](#)

The **OfficeArtSpContainer** record specifies a shape container.

0	1	2	3	4	5	6	7	8	9	1	0	1	2	3	4	5	6	7	8	9	2	0	1	2	3	4	5	6	7	8	9	3	0	1
rh																																		
...																																		
shapeGroup (24 bytes, optional)																																		

...
shapeProp (16 bytes)
...
deletedShape (optional)
...
...
shapePrimaryOptions (variable)
...
shapeSecondaryOptions1 (variable)
...
shapeTertiaryOptions1 (variable)
...
childAnchor (24 bytes, optional)
...
clientAnchor (variable)
...
clientData (variable)
...
clientTextbox (variable)
...
shapeSecondaryOptions2 (variable)
...
shapeTertiaryOptions2 (variable)

...

rh (8 bytes): An **OfficeArtRecordHeader** structure, as defined in section [2.2.1](#) that specifies the header for this record. The following table specifies the subfields.

Field	Meaning
rh.recVer	A value that MUST be 0xF.
rh.recInstance	A value that MUST be 0x000.
rh.recType	A value that MUST be 0xF004.
rh.recLen	An unsigned integer that specifies the number of bytes following the header that contain shape records.

shapeGroup (24 bytes): An **OfficeArtFSPGR** record, as defined in section [2.2.38](#), that specifies the coordinate system of the group shape. The anchors of the **child** shape are expressed in this coordinate system. This record's container MUST be a group shape.

shapeProp (16 bytes): An **OfficeArtFSP** record, as defined in section [2.2.40](#), that specifies an instance of a shape.

deletedShape (12 bytes): An **OfficeArtFPSPL** record, as defined in section [2.2.37](#), that specifies the former hierarchical position of the containing object. This record's container MUST be a deleted shape. For more information, see **OfficeArtFPSPL**.

shapePrimaryOptions (variable): An **OfficeArtFOPT** record, as defined in section [2.2.9](#), that specifies the properties of this shape that do not contain default values.

shapeSecondaryOptions1 (variable): An **OfficeArtSecondaryFOPT** record, as defined in section [2.2.10](#), that specifies the properties of this shape that do not contain default values.

shapeTertiaryOptions1 (variable): An **OfficeArtTertiaryFOPT** record, as defined in section [2.2.11](#), that specifies the properties of this shape that do not contain default values.

childAnchor (24 bytes): An **OfficeArtChildAnchor** record, as defined in section [2.2.39](#), that specifies the anchor for this shape. This record's container MUST be a member of a group (4) of shapes.

clientAnchor (variable): An **OfficeArtClientAnchor** record as specified by the host application.

clientData (variable): An **OfficeArtClientData** record as specified by the host application.

clientTextbox (variable): An **OfficeArtClientTextbox** record as specified by the host application.

shapeSecondaryOptions2 (variable): An **OfficeArtSecondaryFOPT** record that specifies the properties of this shape that do not contain default values. This field MUST NOT exist if **shapeSecondaryOptions1** exists.

shapeTertiaryOptions2 (variable): An **OfficeArtTertiaryFOPT** record, as defined in section [2.2.11](#), that specifies the properties of this shape that do not contain default values. This field MUST NOT exist if **shapeTertiaryOptions1** exists.

2.2.15 OfficeArtInlineSpContainer

The **OfficeArtInlineSpContainer** record specifies a container for inline shapes. This record MAY<4> be ignored.

0	1	2	3	4	5	6	7	8	9	10	11	12	13	14	15	16	17	18	19	20	21	22	23	24	25	26	27	28	29	30	31
shape (variable)																															
...																															
rgfb (variable)																															
...																															

shape (variable): An **OfficeArtSpContainer** record, as defined in section [2.2.14](#), that specifies an instance of a shape.

rgfb (variable): An array of **OfficeArtBStoreContainerFileBlock** records, as defined in section [2.2.22](#), that specifies BLIP data. The array continues if the **rh.recType** field of the **OfficeArtBStoreContainerFileBlock** record equals either 0xF007 or a value from 0xF018 through 0xF117, inclusive.

BLIP properties contained in **shape.shapePrimaryOptions** or **shape.shapeTertiaryOptions1** are stored in this array in the order they are encountered, and the property values **OfficeArtFOPTE.opid.fBid**, **OfficeArtFOPTE.opid.fComplex**, and **OfficeArtFOPTE.op** MUST be ignored.

2.2.16 OfficeArtSpgrContainer

Referenced by: [OfficeArtDgContainer](#), [OfficeArtSpgrContainerFileBlock](#)

The **OfficeArtSpgrContainer** record specifies a container for groups (4) of shapes. The group (4) container contains a variable number of shape containers and other group (4) containers. Each group (4) is a shape. The first container MUST be an **OfficeArtSpContainer** record, as defined in section [2.2.14](#), which MUST contain shape information for the group (4).

0	1	2	3	4	5	6	7	8	9	10	11	12	13	14	15	16	17	18	19	20	21	22	23	24	25	26	27	28	29	30	31
rh																															
...																															
rgfb (variable)																															
...																															

rh (8 bytes): An **OfficeArtRecordHeader** structure, as defined in section [2.2.1](#), that specifies the header for this record. The following table specifies the subfields.

Field	Meaning
rh.recVer	A value that MUST be 0xF.
rh.recInstance	A value that MUST be 0x000.
rh.recType	A value that MUST be 0xF003.
rh.recLen	An unsigned integer that specifies the number of bytes following the header that contain group (4) or shape container records. This value MUST be the size, in bytes, of rgfb .

rgfb (variable): An array of **OfficeArtSpgrContainerFileBlock** records, as defined in section [2.2.17](#), that specifies the groups (4) or shapes that are contained within this group (4).

2.2.17 OfficeArtSpgrContainerFileBlock

Referenced by: [OfficeArtDgContainer](#), [OfficeArtSpgrContainer](#)

The **OfficeArtSpgrContainerFileBlock** record specifies a file block that contains a record specifying group (4) or shape data. The **OfficeArtRecordHeader** structure, as defined in section [2.2.1](#), of the contained record specifies the type of record. The following table lists the possible record types.

Value	Meaning
0xF004	OfficeArtSpContainer record, as defined in section 2.2.14 .
0xF003	OfficeArtSpgrContainer record, as defined in section 2.2.16 .

2.2.18 OfficeArtSolverContainer

Referenced by: [OfficeArtDgContainer](#)

The **OfficeArtSolverContainer** record specifies a container for the rules (1) that are applicable to the shapes contained in an **OfficeArtDgContainer** record, as defined in section [2.2.13](#).

0	1	2	3	4	5	6	7	8	9	10	11	12	13	14	15	16	17	18	19	20	21	22	23	24	25	26	27	28	29	30	31
rh																															
...																															
rgfb (variable)																															
...																															

rh (8 bytes): An **OfficeArtRecordHeader** structure, as defined in section [2.2.1](#), that specifies the header for this record. The following table specifies the subfields.

Field	Meaning
rh.recVer	A value that MUST be 0xF.
rh.recInstance	An unsigned integer that specifies the number of contained OfficeArtSolverContainerFileBlock records, as defined in section 2.2.19 .
rh.recType	A value that MUST be 0xF005.
rh.recLen	An unsigned integer that specifies the number of bytes following the header that contain OfficeArtSolverContainerFileBlock records, as defined in section 2.2.19 . This value MUST be the size, in bytes, of rgfb .

rgfb (variable): An array of **OfficeArtSolverContainerFileBlock** records, as defined in section [2.2.19](#), specifying a collection of rules (1) that are applicable to the shapes contained in an **OfficeArtDgContainer** record, as defined in section [2.2.13](#).

2.2.19 OfficeArtSolverContainerFileBlock

Referenced by: [OfficeArtSolverContainer](#)

The **OfficeArtSolverContainerFileBlock** record specifies a file block that contains a record specifying rule (1) data. The **OfficeArtRecordHeader** structure, as defined in section [2.2.1](#), of the contained record specifies the type of record. The following table lists the possible record types.

Value	Meaning
0xF012	OfficeArtFConnectorRule , as defined in section 2.2.36 .
0xF014	OfficeArtFArcRule , as defined in section 2.2.35 .
0xF017	OfficeArtFCalloutRule , as defined in section 2.2.34 .

2.2.20 OfficeArtBStoreContainer

Referenced by: [OfficeArtDggContainer](#)

The **OfficeArtBStoreContainer** record specifies the container for all the BLIPs that are used in all the drawings associated with the parent **OfficeArtDggContainer** record, as defined in section [2.2.12](#).

0	1	2	3	4	5	6	7	8	9	10	11	12	13	14	15	16	17	18	19	20	21	22	23	24	25	26	27	28	29	30	31
rh																															
...																															
rgfb (variable)																															
...																															

rh (8 bytes): An **OfficeArtRecordHeader** structure, as defined in section [2.2.1](#), that specifies the header for this record. The following table specifies the subfields.

Field	Meaning
rh.recVer	A value that MUST be 0xF.
rh.recInstance	An unsigned integer that specifies the number of contained OfficeArtBStoreContainerFileBlock records, as defined in section 2.2.22 .
rh.recType	A value that MUST be 0xF001.
rh.recLen	An unsigned integer that specifies the number of bytes following the header that contain OfficeArtBStoreContainerFileBlock records. This value MUST be the size, in bytes, of rgfb .

rgfb (variable): An array of **OfficeArtBStoreContainerFileBlock** records that specifies the BLIP data.

2.2.21 OfficeArtBStoreDelay

The **OfficeArtBStoreDelay** record specifies the delay-loaded container of BLIPs in the host application. No **OfficeArtRecordHeader** structure, as defined in section [2.2.1](#), exists for this container.

0	1	2	3	4	5	6	7	8	9	10	11	12	13	14	15	16	17	18	19	20	21	22	23	24	25	26	27	28	29	30	31
rgfb (variable)																															
...																															

rgfb (variable): An array of **OfficeArtBStoreContainerFileBlock** records, as defined in section [2.2.22](#), that specifies BLIP data. The array continues if the **rh.recType** field of the **OfficeArtBStoreContainerFileBlock** record equals either 0xF007 or a value from 0xF018 through 0xF117, inclusive.

2.2.22 OfficeArtBStoreContainerFileBlock

Referenced by: [OfficeArtBStoreContainer](#), [OfficeArtBStoreDelay](#), [OfficeArtInlineSpContainer](#)

The **OfficeArtBStoreContainerFileBlock** record specifies a file block that contains a record specifying BLIP data. The **OfficeArtRecordHeader** structure, as defined in section [2.2.1](#), of the contained record specifies the type of record. The following table lists the possible record types.

Value	Meaning
0xF007	OfficeArtFBSE record, as defined in section 2.2.32 .
0xF018–0xF117	OfficeArtBlip record, as defined in section 2.2.23 .

2.2.23 OfficeArtBlip

Referenced by: [fillBlip_complex](#), [lineBottomFillBlip_complex](#), [lineFillBlip_complex](#), [lineLeftFillBlip_complex](#), [lineRightFillBlip_complex](#), [lineTopFillBlip_complex](#), [OfficeArtBStoreContainerFileBlock](#), [OfficeArtFBSE](#), [pib_complex](#), [pibPrint_complex](#)

The **OfficeArtBlip** record specifies BLIP file data. The **OfficeArtRecordHeader** structure, as defined in section [2.2.1](#), specifies the type of BLIP record that is contained. The following table lists the possible record types.

Value	Meaning
0xF01A	OfficeArtBlipEMF , as defined in section 2.2.24 .
0xF01B	OfficeArtBlipWMF , as defined in section 2.2.25 .
0xF01C	OfficeArtBlipPICT , as defined in section 2.2.26 .
0xF01D	OfficeArtBlipJPEG , as defined in section 2.2.27 .
0xF01E	OfficeArtBlipPNG , as defined in section 2.2.28 .
0xF01F	OfficeArtBlipDIB , as defined in section 2.2.29 .
0xF029	OfficeArtBlipTIFF , as defined in section 2.2.30 .
0xF02A	OfficeArtBlipJPEG , as defined in section 2.2.27 .

2.2.24 OfficeArtBlipEMF

Referenced by: [OfficeArtBlip](#)

The **OfficeArtBlipEMF** record specifies BLIP file data for the **enhanced metafile format (EMF)**.

0	1	2	3	4	5	6	7	8	9	10	11	12	13	14	15	16	17	18	19	20	21	22	23	24	25	26	27	28	29	30	31
rh																															
...																															
rgbUid1 (16 bytes)																															
...																															
rgbUid2 (16 bytes, optional)																															
...																															
metafileHeader (34 bytes)																															
...																															
...																BLIPFileData (variable)															
...																															

rh (8 bytes): An **OfficeArtRecordHeader** structure, as defined in section [2.2.1](#), that specifies the header for this record. The following table specifies the subfields.

Field	Meaning
rh.recVer	A value that MUST be 0x0.
rh.recInstance	A value of 0x3D4 to specify one Unique ID (UID), or a value of 0x3D5 to specify two UIDs.
rh.recType	A value that MUST be 0xF01A.
rh.recLen	An unsigned integer that specifies the number of bytes following the header. This value MUST be the size of the BLIPFileData field plus 50 if recInstance equals 0x3D4, or the size of BLIPFileData plus 66 if recInstance equals 0x3D5.

rgbUid1 (16 bytes): An MD4 message digest, as specified in [\[RFC1320\]](#), that specifies the unique identifier of the uncompressed **BLIPFileData**.

rgbUid2 (16 bytes): An MD4 message digest, as specified in [\[RFC1320\]](#), that specifies the unique identifier of the uncompressed **BLIPFileData**. This field only exists if **recInstance** equals 0x3D5. If this value is not 0, **rgbUid1** MUST be ignored.

metafileHeader (34 bytes): An **OfficeArtMetafileHeader** record, as defined in section [2.2.31](#), that specifies how to process the metafile in **BLIPFileData**.

BLIPFileData (variable): A variable-length field that specifies the EMF data.

2.2.25 OfficeArtBlipWMF

Referenced by: [OfficeArtBlip](#)

The **OfficeArtBlipWMF** record specifies BLIP file data for the **Windows Metafile Format (WMF)**.

0	1	2	3	4	5	6	7	8	9	10	11	12	13	14	15	16	17	18	19	20	21	22	23	24	25	26	27	28	29	30	31
rh																															
...																															
rgbUid1 (16 bytes)																															
...																															
rgbUid2 (16 bytes, optional)																															
...																															
metafileHeader (34 bytes)																															
...																															

...	BLIPFileData (variable)
...	

rh (8 bytes): An **OfficeArtRecordHeader** structure, as defined in section [2.2.1](#), that specifies the header for this record. The following table specifies the subfields.

Field	Meaning
rh.recVer	A value that MUST be 0x0.
rh.recInstance	A value of 0x216 to specify one UID, or a value of 0x217 to specify two UIDs.
rh.recType	A value that MUST be 0xF01B.
rh.recLen	An unsigned integer that specifies the number of bytes following the header. This value MUST be the size of BLIPFileData plus 50 if recInstance equals 0x216, or the size of BLIPFileData plus 66 if recInstance equals 0x217.

rgbUid1 (16 bytes): An MD4 message digest, as specified in [\[RFC1320\]](#), that specifies the unique identifier of the uncompressed **BLIPFileData**.

rgbUid2 (16 bytes): An MD4 message digest, as specified in [\[RFC1320\]](#), that specifies the unique identifier of the uncompressed **BLIPFileData**. This field only exists if **recInstance** equals 0x217. If this value exists, **rgbUid1** MUST be ignored.

metafileHeader (34 bytes): An **OfficeArtMetafileHeader** record, as defined in section [2.2.31](#), that specifies how to process the metafile in **BLIPFileData**.

BLIPFileData (variable): A variable-length field that specifies the WMF data.

2.2.26 OfficeArtBlipPICT

Referenced by: [OfficeArtBlip](#)

The **OfficeArtBlipPICT** record specifies the BLIP file data for the **Macintosh PICT** format.

0	1	2	3	4	5	6	7	8	9	10	11	12	13	14	15	16	17	18	19	20	21	22	23	24	25	26	27	28	29	30	31
rh																															
...																															
rgbUid1 (16 bytes)																															
...																															
rgbUid2 (16 bytes, optional)																															
...																															

metafileHeader (34 bytes)	
...	
...	BLIPFileData (variable)
...	

rh (8 bytes): An **OfficeArtRecordHeader** structure, as defined in section [2.2.1](#), that specifies the header for this record. The following table specifies the subfields.

Field	Meaning
rh.recVer	A value that MUST be 0x0.
rh.recInstance	A value of 0x542 to specify one UID, or a value of 0x543 to specify two UIDs.
rh.recType	A value that MUST be 0xF01C.
rh.recLen	An unsigned integer that specifies the number of bytes following the header. This value MUST be the size of BLIPFileData plus 50 if recInstance equals 0x542, or the size of BLIPFileData plus 66 if recInstance equals 0x543.

rgbUid1 (16 bytes): An MD4 message digest, as specified in [\[RFC1320\]](#), that specifies the unique identifier of the uncompressed **BLIPFileData**.

rgbUid2 (16 bytes): An MD4 message digest, as specified in [\[RFC1320\]](#), that specifies the unique identifier of the uncompressed **BLIPFileData**. This field only exists if **recInstance** equals 0x543. If this value exists, **rgbUid1** MUST be ignored.

metafileHeader (34 bytes): An **OfficeArtMetafileHeader** record, as defined in section [2.2.31](#), that specifies how to process the metafile in **BLIPFileData**.

BLIPFileData (variable): A variable-length field that specifies the Macintosh PICT data.

2.2.27 OfficeArtBlipJPEG

Referenced by: [OfficeArtBlip](#)

The **OfficeArtBlipJPEG** record specifies BLIP file data for the **Joint Photographic Experts Group (JPEG)** format.

0	1	2	3	4	5	6	7	8	9	10	11	12	13	14	15	16	17	18	19	20	21	22	23	24	25	26	27	28	29	30	31
rh																															
...																															
rgbUid1 (16 bytes)																															
...																															

rgbUid2 (16 bytes, optional)	
...	
tag	BLIPFileData (variable)
...	

rh (8 bytes): An **OfficeArtRecordHeader** structure, as defined in section [2.2.1](#), that specifies the header for this record. The following table specifies the subfields.

Field	Meaning
rh.recVer	A value that MUST be 0x0.
rh.recInstance	A value that is specified in the following table.
rh.recType	A value that MUST be 0xF01D.
rh.recLen	An unsigned integer that specifies the number of bytes following the header. This value MUST be the size of BLIPFileData plus 17 if recInstance equals either 0x46A or 0x6E2, or the size of BLIPFileData plus 33 if recInstance equals either 0x46B or 0x6E3.

Value of recInstance	Meaning	Number of unique identifiers
0x46A	JPEG in RGB color space	1
0x46B	JPEG in RGB color space	2
0x6E2	JPEG in CMYK color space	1
0x6E3	JPEG in CMYK color space	2

rgbUid1 (16 bytes): An MD4 message digest, as specified in [\[RFC1320\]](#), that specifies the unique identifier of the uncompressed **BLIPFileData**.

rgbUid2 (16 bytes): An MD4 message digest, as specified in [\[RFC1320\]](#), that specifies the unique identifier of the uncompressed **BLIPFileData**. This field only exists if **recInstance** equals either 0x46B or 0x6E3. If this value is specified, **rgbUid1** MUST be ignored.

tag (1 byte): An unsigned integer that specifies an application-defined **internal resource tag**. This value MUST be 0xFF for external files.

BLIPFileData (variable): A variable-length field that specifies the JPEG data.

2.2.28 OfficeArtBlipPNG

Referenced by: [OfficeArtBlip](#)

The **OfficeArtBlipPNG** record specifies BLIP file data for the **Portable Network Graphics (PNG)** format.

0	1	2	3	4	5	6	7	8	9	10	11	12	13	14	15	16	17	18	19	20	21	22	23	24	25	26	27	28	29	30	31
rh																															
...																															
rgbUid1 (16 bytes)																															
...																															
rgbUid2 (16 bytes, optional)																															
...																															
tag																BLIPFileData (variable)															
...																															

rh (8 bytes): An **OfficeArtRecordHeader** structure, as defined in section [2.2.1](#), that specifies the header for this record. The following table specifies the subfields.

Field	Meaning
rh.recVer	A value that MUST be 0x0.
rh.recInstance	A value of 0x6E0 to specify one UID, or a value of 0x6E1 to specify two UIDs.
rh.recType	A value that MUST be 0xF01E.
rh.recLen	An unsigned integer that specifies the number of bytes following the header. This value MUST be the size of BLIPFileData plus 17 if recInstance equals 0x6E0, or the size of BLIPFileData plus 33 if recInstance equals 0x6E1.

rgbUid1 (16 bytes): An MD4 message digest, as specified in [\[RFC1320\]](#), that specifies the unique identifier of the uncompressed **BLIPFileData**.

rgbUid2 (16 bytes): An MD4 message digest, as specified in [\[RFC1320\]](#), that specifies the unique identifier of the uncompressed **BLIPFileData**. This field only exists if **recInstance** equals 0x6E1. If this value exists, **rgbUid1** MUST be ignored.

tag (1 byte): An unsigned integer that specifies an application-defined internal resource tag. This value MUST be 0xFF for external files.

BLIPFileData (variable): A variable-length field that specifies the PNG data.

2.2.29 OfficeArtBlipDIB

Referenced by: [OfficeArtBlip](#)

The **OfficeArtBlipDIB** record specifies BLIP file data for the **device-independent bitmap (DIB)** format.

0	1	2	3	4	5	6	7	8	9	10	11	12	13	14	15	16	17	18	19	20	21	22	23	24	25	26	27	28	29	30	31
rh																															
...																															
rgbUid1 (16 bytes)																															
...																															
rgbUid2 (16 bytes, optional)																															
...																															
tag										BLIPFileData (variable)																					
...																															

rh (8 bytes): An **OfficeArtRecordHeader** structure, as defined in section [2.2.1](#), that specifies the header for this record. The following table specifies the subfields.

Field	Meaning
rh.recVer	A value that MUST be 0x0.
rh.recInstance	A value of 0x7A8 to specify one UID, or a value of 0x7A9 to specify two UIDs.
rh.recType	A value that MUST be 0xF01F.
rh.recLen	An unsigned integer that specifies the number of bytes following the header. This value MUST be the size of BLIPFileData plus 17 if recInstance equals 0x7A8, or the size of BLIPFileData plus 33 if recInstance equals 0x7A9.

rgbUid1 (16 bytes): An MD4 message digest, as specified in [\[RFC1320\]](#), that specifies the unique identifier of the uncompressed **BLIPFileData**.

rgbUid2 (16 bytes): An MD4 message digest, as specified in [\[RFC1320\]](#), that specifies the unique identifier of the uncompressed **BLIPFileData**. This field only exists if **recInstance** equals 0x7A9. If this value exists, **rgbUid1** MUST be ignored.

tag (1 byte): An unsigned integer that specifies an application-defined internal resource tag. This value MUST be 0xFF for external files.

BLIPFileData (variable): A variable-length field that specifies the DIB data.

2.2.30 OfficeArtBlipTIFF

Referenced by: [OfficeArtBlip](#)

The **OfficeArtBlipTIFF** record specifies BLIP file data for the **TIFF** format.

0	1	2	3	4	5	6	7	8	9	10	11	12	13	14	15	16	17	18	19	20	21	22	23	24	25	26	27	28	29	30	31
rh																															
...																															
rgbUid1 (16 bytes)																															
...																															
rgbUid2 (16 bytes, optional)																															
...																															
tag										BLIPFileData (variable)																					
...																															

rh (8 bytes): An **OfficeArtRecordHeader** structure, as defined in section [2.2.1](#), that specifies the header for this record. The following table specifies the subfields.

Field	Meaning
rh.recVer	A value that MUST be 0x0.
rh.recInstance	A value of 0x6E4 to specify one UID, or a value of 0x6E5 to specify two UIDs.
rh.recType	A value that MUST be 0xF029.
rh.recLen	An unsigned integer that specifies the number of bytes following the header. This value MUST be the size of BLIPFileData plus 17 if recInstance equals 0x6E4, or the size of BLIPFileData plus 33 if recInstance equals 0x6E5.

rgbUid1 (16 bytes): An MD4 message digest, as specified in [\[RFC1320\]](#), that specifies the unique identifier of the uncompressed **BLIPFileData**.

rgbUid2 (16 bytes): An MD4 message digest, as specified in [\[RFC1320\]](#), that specifies the unique identifier of the uncompressed **BLIPFileData**. This field only exists if **recInstance** equals 0x6E5. If this value exists, **rgbUid1** MUST be ignored.

tag (1 byte): An unsigned integer that specifies an application-defined internal resource tag. This value MUST be 0xFF for external files.

BLIPFileData (variable): A variable-length field that specifies the TIFF data.

2.2.31 OfficeArtMetafileHeader

Referenced by: [OfficeArtBlipEMF](#), [OfficeArtBlipPICT](#), [OfficeArtBlipWMF](#)

The **OfficeArtMetafileHeader** record specifies how to process a metafile.

0	1	2	3	4	5	6	7	8	9	10	11	12	13	14	15	16	17	18	19	20	21	22	23	24	25	26	27	28	29	30	31
cbSize																															
rcBounds (16 bytes)																															
...																															
ptSize																															
...																															
cbSave																															
compression										filter																					

cbSize (4 bytes): An unsigned integer that specifies the uncompressed size, in bytes, of the metafile.

rcBounds (16 bytes): A **RECT** structure, as defined in section [2.2.56](#), that specifies the clipping region of the metafile.

ptSize (8 bytes): A **POINT** structure, as defined in section [2.2.55](#), that specifies the size, in **English Metric Units (EMUs)**, in which to render the metafile.

cbSave (4 bytes): An unsigned integer that specifies the compressed size, in bytes, of the metafile.

compression (1 byte): An unsigned integer that specifies the compression method that was used. A value of 0x00 specifies the DEFLATE compression method, as specified in [\[RFC1950\]](#). A value of 0xFE specifies no compression.

filter (1 byte): An unsigned integer that MUST be 0xFE.

2.2.32 OfficeArtFBSE

Referenced by: [OfficeArtBStoreContainerFileBlock](#)

The **OfficeArtFBSE** record specifies a File BLIP Store Entry (FBSE) that contains information about the BLIP.

0	1	2	3	4	5	6	7	8	9	10	11	12	13	14	15	16	17	18	19	20	21	22	23	24	25	26	27	28	29	30	31
rh																															
...																															
btWin32										btMacOS										rgbUid (16 bytes)											

...			
...		tag	
size			
cRef			
foDelay			
unused1	cbName	unused2	unused3
nameData (variable)			
...			
embeddedBlip (variable)			
...			

rh (8 bytes): An **OfficeArtRecordHeader** structure, as defined in section [2.2.1](#), that specifies the header for this record. The following table specifies the subfields.

Field	Meaning
rh.recVer	A value that MUST be 0x2.
rh.recInstance	An MSOBLIPTYPE enumeration value, as defined in section 2.4.1 , that specifies the BLIP type and MUST match either btWin32 or btMacOS .
rh.recType	A value that MUST be 0xF007.
rh.recLen	An unsigned integer that specifies the number of bytes following the header. This value MUST be the size of nameData plus 36 if the BLIP is not embedded in this record, or the size of nameData plus size plus 36 if the BLIP is embedded in this record.

btWin32 (1 byte): An **MSOBLIPTYPE** enumeration value, as defined in section [2.4.1](#), that specifies the Windows BLIP type. If the **btMacOS** value is supported by the Windows operating system, this value MUST match **btMacOS**. If the values of **btWin32** and **btMacOS** are different, the BLIP that matches **rh.recInstance** MUST be present and the other MAY be present.

btMacOS (1 byte): An **MSOBLIPTYPE** enumeration value, as defined in section [2.4.1](#), that specifies the Macintosh BLIP type. If the **btWin32** value is supported by the Macintosh operating system, this value MUST match **btWin32**. If the values of **btWin32** and **btMacOS** are different, the BLIP that matches **rh.recInstance** MUST be present and the other MAY be present.

rgbUid (16 bytes): An MD4 message digest, as specified in [\[RFC1320\]](#), that specifies the unique identifier of the pixel data in the BLIP.

tag (2 bytes): An unsigned integer that specifies an application-defined internal resource tag. This value MUST be 0xFF for external files.

size (4 bytes): An unsigned integer that specifies the size, in bytes, of the BLIP in the stream.

cRef (4 bytes): An unsigned integer that specifies the number of references to the BLIP. A value of 0x00000000 specifies an empty slot in the **OfficeArtBStoreContainer** record, as defined in section [2.2.20](#).

foDelay (4 bytes): An **MSOFO** structure, as defined in section [2.1.4](#), that specifies the file offset into the associated **OfficeArtBStoreDelay** record, as defined in section [2.2.21](#), (delay stream). A value of 0xFFFFFFFF specifies that the file is not in the delay stream, and in this case, **cRef** MUST be 0x00000000.

unused1 (1 byte): A value that is undefined and MUST be ignored.

cbName (1 byte): An unsigned integer that specifies the length, in bytes, of the **nameData** field, including the terminating NULL character. This value MUST be an even number and less than or equal to 0xFE. If the value is 0x00, **nameData** will not be written.

unused2 (1 byte): A value that is undefined and MUST be ignored.

unused3 (1 byte): A value that is undefined and MUST be ignored.

nameData (variable): A Unicode null-terminated string that specifies the name of the BLIP.

embeddedBlip (variable): An **OfficeArtBlip** record, as defined in section [2.2.23](#), specifying the BLIP file data that is embedded in this record. If this value is not 0, **foDelay** MUST be ignored.

2.2.33 OfficeArtFDGSL

The **OfficeArtFDGSL** record specifies both the selected shapes and the shape that is in focus in the drawing. This record SHOULD [<5>](#) be ignored.

0	1	2	3	4	5	6	7	8	9	10	11	12	13	14	15	16	17	18	19	20	21	22	23	24	25	26	27	28	29	30	31
rh																															
...																															
csp																															
dgsik																															
spidFocus																															
shapeList (variable)																															
...																															

rh (8 bytes): An **OfficeArtRecordHeader** structure, as defined in section [2.2.1](#), that specifies the header for this record. The following table specifies the subfields.

Field	Meaning
rh.recVer	A value that MUST be 0x0.
rh.recInstance	A value that MUST be 0x000.
rh.recType	A value that MUST be 0xF119.
rh.recLen	A value that is undefined and MUST be ignored.

cpsp (4 bytes): A value that is undefined and MUST be ignored.

dgslk (4 bytes): An **MSODGSLK** enumeration value, as defined in section [2.4.28](#), that specifies the selection mode.

spidFocus (4 bytes): An **MSOSPID** structure, as defined in section [2.1.2](#), specifying the identifier of the shape that is in focus.

shapeList (variable): An array of **MSOSPID** elements, as defined in section [2.1.2](#), that specify the identifiers of the selected shapes. The number of elements is specified by the following formula:

$$(\text{size of record data, as specified in [MS-XLS] section 2.1.4,} - 20) / 4$$

2.2.34 OfficeArtFCalloutRule

Referenced by: [OfficeArtSolverContainerFileBlock](#)

The **OfficeArtFCalloutRule** record specifies a **callout** rule (1). One callout rule (1) MUST exist per callout shape.

0	1	2	3	4	5	6	7	8	9	10	11	12	13	14	15	16	17	18	19	20	21	22	23	24	25	26	27	28	29	30	31
rh																															
...																															
ruid																															
spid																															

rh (8 bytes): An **OfficeArtRecordHeader** structure, as defined in section [2.2.1](#), that specifies the header for this record. The following table specifies the subfields.

Field	Meaning
rh.recVer	A value that MUST be 0x0.
rh.recInstance	A value that MUST be 0x000.
rh.recType	A value that MUST be 0xF017.
rh.recLen	A value that MUST be 0x00000008.

ruid (4 bytes): An unsigned integer that specifies the identifier of this callout rule (1).

spid (4 bytes): An **MSOSPID** structure, as defined in section [2.1.2](#), that specifies the identifier of the callout shape.

2.2.35 OfficeArtFArcRule

Referenced by: [OfficeArtSolverContainerFileBlock](#)

The **OfficeArtFArcRule** record specifies an arc rule (1). Each arc shape MUST correspond to a unique arc rule (1). This record MAY<6> be ignored.

0	1	2	3	4	5	6	7	8	9	1	0	1	2	3	4	5	6	7	8	9	2	0	1	2	3	4	5	6	7	8	9	3	0	1
rh																																		
...																																		
ruid																																		
spid																																		

rh (8 bytes): An **OfficeArtRecordHeader** structure, as defined in section [2.2.1](#), that specifies the header for this record. The following table specifies the subfields.

Field	Meaning
rh.recVer	A value that MUST be 0x0.
rh.recInstance	A value that MUST be 0x000.
rh.recType	A value that MUST be 0xF014.
rh.recLen	A value that MUST be 0x00000008.

ruid (4 bytes): An unsigned integer that specifies the identifier of this arc rule (1).

spid (4 bytes): An **MSOSPID** structure, as defined in section [2.1.2](#), that specifies the identifier of the arc shape.

2.2.36 OfficeArtFConnectorRule

Referenced by: [OfficeArtSolverContainerFileBlock](#)

The **OfficeArtFConnectorRule** record specifies the connection between two shapes that exists via a **connector** shape. This record MAY<7> be ignored.

0	1	2	3	4	5	6	7	8	9	1	0	1	2	3	4	5	6	7	8	9	2	0	1	2	3	4	5	6	7	8	9	3	0	1
rh																																		

...
ruid
spidA
spidB
spidC
cptiA
cptiB

rh (8 bytes): An **OfficeArtRecordHeader** structure, as defined in section [2.2.1](#), that specifies the header for this record. The following table specifies the subfields.

Field	Meaning
rh.recVer	A value that MUST be 0x1.
rh.recInstance	A value that MUST be 0x000.
rh.recType	A value that MUST be 0xF012.
rh.recLen	A value that MUST be 0x00000018.

ruid (4 bytes): An unsigned integer that specifies the identifier of this rule (1).

spidA (4 bytes): An **MSOSPID** structure, as defined in section [2.1.2](#), that specifies the identifier of the shape where the connector shape starts.

spidB (4 bytes): An **MSOSPID** structure, as defined in section [2.1.2](#), that specifies the identifier of the shape where the connector shape ends.

spidC (4 bytes): An **MSOSPID** structure, as defined in section [2.1.2](#), that specifies the identifier of the connector shape.

cptiA (4 bytes): An unsigned integer that specifies the **connection site** index of the shape where the connector shape starts. If the shape is available, this value MUST be within its range of valid connection site indexes. Otherwise, this value is ignored.

cptiB (4 bytes): An unsigned integer that specifies the connection site index of the shape where the connector shape ends. If the shape is available, this value MUST be within its range of valid connection site indexes. Otherwise, this value is ignored.

2.2.37 OfficeArtFPSPL

Referenced by: [OfficeArtSpContainer](#)

The **OfficeArtFPSPL** record specifies the former hierarchical position of the containing object that is either a shape or a group (4) of shapes. This record MUST be present only if the **OfficeArtFSP** record, as defined in section [2.2.40](#), of the containing **OfficeArtSpContainer**, as defined in section

[2.2.14](#), has a value of 0x1 for **fDeleted** and a value of 0x0 for **fChild**. This record's containing object was formerly subsequent or antecedent to the object that is referenced by **spid**, as a member of the container directly containing that object. This record MAY [<8>](#) be used in some documents. If **spid** equals zero or specifies the containing shape, this record MUST be ignored.

0	1	2	3	4	5	6	7	8	9	10	11	12	13	14	15	16	17	18	19	20	21	22	23	24	25	26	27	28	29	30	31
rh																															
...																															
spid																												A	B		

rh (8 bytes): An **OfficeArtRecordHeader** structure, as defined in section [2.2.1](#), that specifies the header for this record. The following table specifies the subfields.

Field	Meaning
rh.recVer	A value that MUST be 0x0.
rh.recInstance	A value that MUST be 0x000.
rh.recType	A value that MUST be 0xF11D.
rh.recLen	A value that MUST be 0x00000004.

spid (30 bits): An **MSOSPID** structure, as defined in section [2.1.2](#), that specifies another shape or group (4) of shapes that is contained in the same **OfficeArtDgContainer** record, as defined in section [2.2.13](#). This other object contains an **OfficeArtFSP** record, as defined in section [2.2.40](#), with an equivalently valued **spid** field.

A - reserved1 (1 bit): A value that MUST be zero and MUST be ignored.

B - fLast (1 bit): A bit that specifies the ordering of this record's containing object and the object that is specified by **spid**. The following table specifies the meaning of each value for this bit.

Value	Meaning
0	This record's containing object was formerly antecedent to the object that is referenced by spid , in the container directly containing that object.
1	This record's containing object was formerly subsequent to the object that is referenced by spid , in the container directly containing that object.

2.2.38 OfficeArtFSPGR

Referenced by: [OfficeArtSpContainer](#)

The **OfficeArtFSPGR** record specifies the coordinate system of the group shape that the anchors of the child shape are expressed in. This record is present only for group shapes.

0	1	2	3	4	5	6	7	8	9	0	1	2	3	4	5	6	7	8	9	0	1	2	3	4	5	6	7	8	9	0	1
rh																															
...																															
xLeft																															
yTop																															
xRight																															
yBottom																															

rh (8 bytes): An **OfficeArtRecordHeader** structure, as defined in section [2.2.1](#), that specifies the header for this record. The following table specifies the subfields.

Field	Meaning
rh.recVer	A value that MUST be 0x1.
rh.recInstance	A value that MUST be 0x000.
rh.recType	A value that MUST be 0xF009.
rh.recLen	A value that MUST be 0x00000010.

xLeft (4 bytes): A signed integer that specifies the left boundary of the coordinate system of the group (4).

yTop (4 bytes): A signed integer that specifies the top boundary of the coordinate system of the group (4).

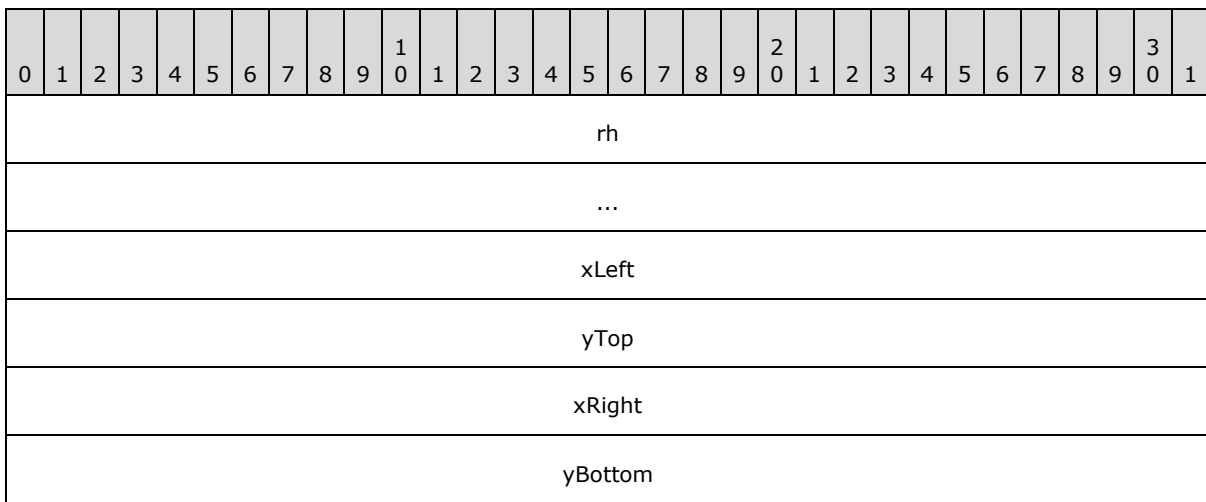
xRight (4 bytes): A signed integer that specifies the right boundary of the coordinate system of the group (4).

yBottom (4 bytes): A signed integer that specifies the bottom boundary of the coordinate system of the group (4).

2.2.39 OfficeArtChildAnchor

Referenced by: [OfficeArtSpContainer](#)

The **OfficeArtChildAnchor** record specifies four signed integers that specify the anchor for the shape that contains this record. For this record to exist, the containing shape MUST be a member of a group (4) of shapes. The four integers specify the offset from the origin of the coordinate system that is specified by the **OfficeArtFSPGR** record, as defined in section [2.2.38](#), contained in the same **OfficeArtSpgrContainer** record, as defined in section [2.2.16](#), that contains this record. The integers are in units of the coordinate system that is specified by the **OfficeArtFSPGR**.



rh (8 bytes): An **OfficeArtRecordHeader** structure, as defined in section [2.2.1](#), that specifies the header for this record. The following table specifies the subfields.

Field	Meaning
rh.recVer	A value that MUST be 0x0.
rh.recInstance	A value that MUST be 0x000.
rh.recType	A value that MUST be 0xF00F.
rh.recLen	A value that MUST be 0x00000010.

xLeft (4 bytes): A signed integer that specifies the left offset for the shape that contains this record.

yTop (4 bytes): A signed integer that specifies the top offset for the shape that contains this record.

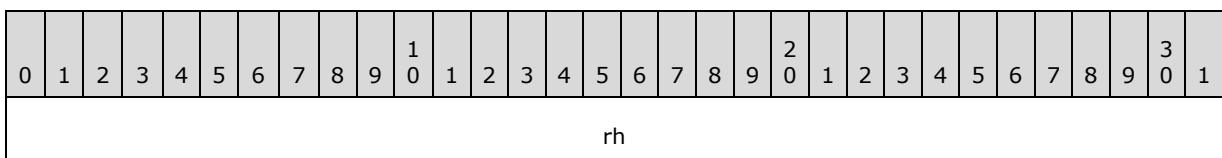
xRight (4 bytes): A signed integer that specifies the right offset for the shape that contains this record.

yBottom (4 bytes): A signed integer that specifies the bottom offset for the shape that contains this record.

2.2.40 OfficeArtFSP

Referenced by: [OfficeArtSpContainer](#)

The **OfficeArtFSP** record specifies an instance of a shape. The record header contains the shape type, and the record itself contains the shape identifier and a set of bits that further define the shape.



...													
spid													
A	B	C	D	E	F	G	H	I	J	K	L	unused1	

rh (8 bytes): An **OfficeArtRecordHeader** structure, as defined in section [2.2.1](#), that specifies the header for this record. The following table specifies the subfields.

Field	Meaning
rh.recVer	A value that MUST be 0x2.
rh.recInstance	A signed value that specifies the shape type and that MUST be an MSOSPT enumeration value, as defined in section 2.4.24 .
rh.recType	A value that MUST be 0xF00A.
rh.recLen	A value that MUST be 0x00000008.

spid (4 bytes): An **MSOSPID** structure, as defined in section [2.1.2](#), that specifies the identifier of this shape.

A - fGroup (1 bit): A bit that specifies whether this shape is a group shape.

B - fChild (1 bit): A bit that specifies whether this shape is a child shape.

C - fPatriarch (1 bit): A bit that specifies whether this shape is the topmost group shape. Each drawing contains one topmost group shape.

D - fDeleted (1 bit): A bit that specifies whether this shape has been deleted.

E - fOleShape (1 bit): A bit that specifies whether this shape is an **OLE object**.

F - fHaveMaster (1 bit): A bit that specifies whether this shape has a valid **master** in the **hspMaster** property, as defined in section [2.3.2.1](#).

G - fFlipH (1 bit): A bit that specifies whether this shape is horizontally flipped.

H - fFlipV (1 bit): A bit that specifies whether this shape is vertically flipped.

I - fConnector (1 bit): A bit that specifies whether this shape is a connector shape.

J - fHaveAnchor (1 bit): A bit that specifies whether this shape has an anchor.

K - fBackground (1 bit): A bit that specifies whether this shape is a **background shape**.

L - fHaveSpt (1 bit): A bit that specifies whether this shape has a shape type property.

unused1 (20 bits): A value that is undefined and MUST be ignored.

2.2.41 OfficeArtFRITContainer

Referenced by: [OfficeArtDgContainer](#)

The **OfficeArtFRITContainer** record specifies a container for the table of group (4) identifiers that are used for regrouping ungrouped shapes.

0	1	2	3	4	5	6	7	8	9	1	0	1	2	3	4	5	6	7	8	9	2	0	1	2	3	4	5	6	7	8	9	3	0	1
rh																																		
...																																		
rgfrit (variable)																																		
...																																		

rh (8 bytes): An **OfficeArtRecordHeader** structure, as defined in section [2.2.1](#), that specifies the header for this record. The following table specifies the subfields.

Field	Meaning
rh.recVer	A value that MUST be 0x0.
rh.recInstance	An unsigned integer that specifies the number of contained OfficeArtFRIT records, as defined in section 2.2.42 .
rh.recType	A value that MUST be 0xF118.
rh.recLen	An unsigned integer that specifies the number of bytes following the header that contain OfficeArtFRIT records. This value MUST be the size, in bytes, of rgfrit .

rgfrit (variable): An array of **OfficeArtFRIT** records, as defined in section [2.2.42](#), that specifies the table of group (4) identifiers. The size of the array MUST equal the value of **rh.recInstance**.

2.2.42 OfficeArtFRIT

Referenced by: [OfficeArtFRITContainer](#)

The **OfficeArtFRIT** record specifies the last two group (4) identifiers that are used to facilitate regrouping ungrouped shapes.

0	1	2	3	4	5	6	7	8	9	1	0	1	2	3	4	5	6	7	8	9	2	0	1	2	3	4	5	6	7	8	9	3	0	1
fridNew																fridOld																		

fridNew (2 bytes): A **FRID** structure, as defined in section [2.1.3](#), specifying the last group (4) identifier of the shape before ungrouping. The value of **fridNew** MUST be greater than the value of **fridOld**.

fridOld (2 bytes): A **FRID** structure, as defined in section [2.1.3](#), specifying the second-to-last group (4) identifier of the shape before ungrouping. This value MUST be 0x0000 if a second-to-last group (4) does not exist.

2.2.43 OfficeArtColorMRUContainer

Referenced by: [OfficeArtDggContainer](#)

The **OfficeArtColorMRUContainer** record specifies the most recently used custom colors.

0	1	2	3	4	5	6	7	8	9	10	11	12	13	14	15	16	17	18	19	20	21	22	23	24	25	26	27	28	29	30	31
rh																															
...																															
rgmsocr (variable)																															
...																															

rh (8 bytes): An **OfficeArtRecordHeader** structure, as defined in section [2.2.1](#), that specifies the header for this record. The following table specifies the subfields.

Field	Meaning
rh.recVer	A value that MUST be 0x0.
rh.recInstance	An unsigned integer that specifies the number of contained MSOCR records, as defined in section 2.2.44 .
rh.recType	A value that MUST be 0xF11A.
rh.recLen	An unsigned integer that specifies the number of bytes following the header that contain MSOCR records. This value MUST be the size, in bytes, of rgmsocr .

rgmsocr (variable): An array of **MSOCR** elements, as defined in section [2.2.44](#), that specifies the most recently used custom colors.

2.2.44 MSOCR

Referenced by: [OfficeArtColorMRUContainer](#), [OfficeArtSplitMenuColorContainer](#)

The **MSOCR** record specifies either the RGB color or the **scheme color** index.

0	1	2	3	4	5	6	7	8	9	10	11	12	13	14	15	16	17	18	19	20	21	22	23	24	25	26	27	28	29	30	31
red								green								blue								A	B	unused2					

red (1 byte): An unsigned byte that specifies the intensity of the red color channel. A value of 0x00 specifies no red color. A value of 0xFF specifies full red intensity.

green (1 byte): An unsigned byte that specifies the intensity of the green color channel. A value of 0x00 specifies no green color. A value of 0xFF specifies full green intensity.

blue (1 byte): An unsigned byte that specifies the intensity of the blue color channel. A value of 0x00 specifies no blue color. A value of 0xFF specifies full blue intensity.

A - unused1 (3 bits): A value that is undefined and MUST be ignored.

B - fSchemeIndex (1 bit): A bit that specifies whether the current color scheme will be used to determine the color. A value of 0x1 specifies that **red** is an index into the current scheme color table. If this value is 0x1, **green** and **blue** MUST be 0x00.

unused2 (4 bits): A value that is undefined and MUST be ignored.

2.2.45 OfficeArtSplitMenuColorContainer

Referenced by: [OfficeArtDggContainer](#)

The **OfficeArtSplitMenuColorContainer** record specifies a container for the colors that were most recently used to format shapes.

0	1	2	3	4	5	6	7	8	9	10	11	12	13	14	15	16	17	18	19	20	21	22	23	24	25	26	27	28	29	30	31
rh																															
...																															
smca (variable)																															
...																															

rh (8 bytes): An **OfficeArtRecordHeader** structure, as defined in section [2.2.1](#), that specifies the header for this record. The following table specifies the subfields.

Field	Meaning
rh.recVer	A value that MUST be 0x0.
rh.recInstance	A value that MUST be 0x004.
rh.recType	A value that MUST be 0xF11E.
rh.recLen	A value that MUST be 0x00000010.

smca (variable): An array of **MSOCR** records, as defined in section [2.2.44](#), that specifies the colors that were most recently used to format shapes. The number of elements in the array MUST be four. The elements specify, in order, the fill color, the line color, the shadow color, and the 3-D color.

2.2.46 OfficeArtIDCL

Referenced by: [OfficeArtFDGGBlock](#)

The **OfficeArtIDCL** record specifies a file identifier cluster, which is used to group shape identifiers within a drawing.

0	1	2	3	4	5	6	7	8	9	0	1	2	3	4	5	6	7	8	9	0	1	2	3	4	5	6	7	8	9	0	1
dgid																															
cspidCur																															

dgid (4 bytes): An **MSODGID** structure, as defined in section [2.1.1](#), specifying the drawing identifier that owns this identifier cluster.

cspidCur (4 bytes): An unsigned integer that, if less than 0x00000400, specifies the largest shape identifier that is currently assigned in this cluster, or that otherwise specifies that no shapes can be added to the drawing.

2.2.47 OfficeArtFDGG

Referenced by: [OfficeArtFDGGBlock](#)

The **OfficeArtFDGG** record specifies document-wide information about all of the drawings that have been saved in the file.

0	1	2	3	4	5	6	7	8	9	0	1	2	3	4	5	6	7	8	9	0	1	2	3	4	5	6	7	8	9	0	1
spidMax																															
cidcl																															
cspSaved																															
cdgSaved																															

spidMax (4 bytes): An **MSOSPID** structure, as defined in section [2.1.2](#), specifying the current maximum shape identifier that is used in any drawing. This value **MUST** be less than 0x03FFD7FF.

cidcl (4 bytes): An unsigned integer that specifies the number of **OfficeArtIDCL** records, as defined in section [2.2.46](#), + 1. This value **MUST** be less than 0x0FFFFFFF.

cspSaved (4 bytes): An unsigned integer specifying the total number of shapes that have been saved in all of the drawings.

cdgSaved (4 bytes): An unsigned integer specifying the total number of drawings that have been saved in the file.

2.2.48 OfficeArtFDGGBlock

Referenced by: [OfficeArtDggContainer](#)

The **OfficeArtFDGGBlock** record specifies document-wide information about all of the drawings that have been saved in the file.

0	1	2	3	4	5	6	7	8	9	10	11	12	13	14	15	16	17	18	19	20	21	22	23	24	25	26	27	28	29	30	31
rh																															
...																															
head (16 bytes)																															
...																															
Rgidcl (variable)																															
...																															

rh (8 bytes): An **OfficeArtRecordHeader** structure, as defined in section [2.2.1](#), that specifies the header for this record. The following table specifies the subfields.

Field	Meaning
rh.recVer	A value that MUST be 0x0.
rh.recInstance	A value that MUST be 0x000.
rh.recType	A value that MUST be 0xF006.
rh.recLen	A value that MUST be $0x00000010 + ((\text{head.cidcl} - 1) * 0x00000008)$

head (16 bytes): An **OfficeArtFDGG** record, as defined in section [2.2.47](#), that specifies document-wide information.

Rgidcl (variable): An array of **OfficeArtIDCL** elements, as defined in section [2.2.46](#), specifying file identifier clusters that are used in the drawing. The number of elements in the array is specified by (**head.cidcl** - 1).

2.2.49 OfficeArtFDG

Referenced by: [OfficeArtDgContainer](#)

The **OfficeArtFDG** record specifies the number of shapes, the drawing identifier, and the shape identifier of the last shape in a drawing.

0	1	2	3	4	5	6	7	8	9	10	11	12	13	14	15	16	17	18	19	20	21	22	23	24	25	26	27	28	29	30	31
rh																															
...																															
csp																															

spidCur

rh (8 bytes): An **OfficeArtRecordHeader** structure, as defined in section [2.2.1](#), that specifies the header for this record. The following table specifies the subfields.

Field	Meaning
rh.recVer	A value that MUST be 0x0.
rh.recInstance	A value that specifies the drawing identifier and that MUST be less than or equal to 0xFFE.
rh.recType	A value that MUST be 0xF008.
rh.recLen	A value that MUST be 0x00000008.

csp (4 bytes): An unsigned integer that specifies the number of shapes in this drawing.

spidCur (4 bytes): An **MSOSPID** structure, as defined in section [2.1.2](#), that specifies the shape identifier of the last shape in this drawing.

2.2.50 MSOSHADETYPE

Referenced by: [fillShadeType](#)

The **MSOSHADETYPE** record specifies the interpolation of colors between the color/position values that are stated for the fill. The values can be combined to produce compound effects.

0	1	2	3	4	5	6	7	8	9	10	11	12	13	14	15	16	17	18	19	20	21	22	23	24	25	26	27	28	29	30	31
A	B	C	D	E	unused1																										

A - msoshadeNone (1 bit): A bit that specifies whether color correction will be performed after interpolation. A value of 0x1 specifies that no color correction will be performed after interpolation.

B - msoshadeGamma (1 bit): A bit that specifies whether **gamma correction** will be applied after interpolation.

C - msoshadeSigma (1 bit): A bit that specifies whether a **sigma transfer function** will be applied after interpolation.

D - msoshadeBand (1 bit): A bit that specifies whether a flat band will be added at the start of the interpolation.

E - msoshadeOneColor (1 bit): A bit that specifies whether only one color will be used for the fill color.

unused1 (27 bits): A value that is undefined and MUST be ignored.

2.2.51 IMsoArray

Referenced by: [dgmConstrainBounds_complex](#), [fillShadeColors_complex](#), [lineBottomDashStyle_complex](#), [lineDashStyle_complex](#), [lineLeftDashStyle_complex](#), [lineRightDashStyle_complex](#), [lineTopDashStyle_complex](#), [pAdjustHandles_complex](#), [pConnectionSites_complex](#), [pConnectionSitesDir_complex](#), [pInscribe_complex](#), [pRelationTbl_complex](#), [pSegmentInfo_complex](#), [pVertices_complex](#), [pWrapPolygonVertices_complex](#), [tableRowProperties_complex](#)

The **IMsoArray** record specifies an array that contains elements of a specific size.

0	1	2	3	4	5	6	7	8	9	10	11	12	13	14	15	16	17	18	19	20	21	22	23	24	25	26	27	28	29	30	31
nElems																nElemsAlloc															
cbElem																data (variable)															
...																															

nElems (2 bytes): An unsigned integer that specifies the number of array elements that are contained in this record.

nElemsAlloc (2 bytes): An unsigned integer that specifies the maximum number of array elements that this record can contain. This value **MUST** be greater than or equal to **nElems**.

cbElem (2 bytes): An unsigned integer that specifies the size, in bytes, of each element in the **data** array. If this value equals 0xFFFF0, this record contains an array of truncated 8-byte elements. In this case, only the four low-order bytes of each element are recorded. The four high-order bytes equal 0x00000000, and the four low-order bytes of each element are contained in **data**.

data (variable): An array that contains **nElems** elements, each of which is **cbElem** bytes in size. The total size of **data** thus equals (**cbElem** * **nElems**) bytes. If **cbElem** equals 0xFFFF0, each element is 4 bytes in size, and the total size of **data** equals (4 * **nElems**) bytes.

2.2.52 IMsoInkData

Referenced by: [pInkData_complex](#)

The **IMsoInkData** record specifies the **ink** data for a shape.

0	1	2	3	4	5	6	7	8	9	10	11	12	13	14	15	16	17	18	19	20	21	22	23	24	25	26	27	28	29	30	31
CLSID_InkDisp (16 bytes)																															
...																															
cbBlob																															
data (variable)																															

...

CLSID_InkDisp (16 bytes): A GUID that MUST be {937C1A34-151D-4610-9CA6-A8CC9BDB5D83}.

cbBlob (4 bytes): An unsigned integer specifying the number of bytes that are contained in data.

data (variable): A variable-length field that specifies serialized ink data, as specified in [\[MC-ISF\]](#).

2.2.53 MSOPATHINFO

The **MSOPATHINFO** record specifies how a series of **POINT** values, as defined in section [2.2.55](#), are to be interpreted to construct a path.

0	1	2	3	4	5	6	7	8	9	10	11	12	13	14	15	16	17	18	19	20	21	22	23	24	25	26	27	28	29	30	31
type			segments																												

type (3 bits): An **MSOPATHTYPE** enumeration value, as defined in section [2.4.30](#), that specifies how the path is to be drawn. If this field contains an escape value, this record is treated as an **MSOPATHESCAPEINFO** record, as defined in section [2.2.54](#).

segments (13 bits): An unsigned integer that specifies the number of segments to process.

2.2.54 MSOPATHESCAPEINFO

The **MSOPATHESCAPEINFO** record specifies how a path is constructed. This record is used in conjunction with **MSOPATHINFO** record, as defined in section [2.2.53](#), and an array of **POINT** data, as defined in section [2.2.55](#), to build a path.

0	1	2	3	4	5	6	7	8	9	10	11	12	13	14	15	16	17	18	19	20	21	22	23	24	25	26	27	28	29	30	31
type			escape					segments																							

type (3 bits): An **MSOPATHTYPE** enumeration value, as defined in section [2.4.30](#), that specifies how the path is to be drawn. If this field does not contain an escape value, this record is treated as an **MSOPATHINFO** record, as defined in section [2.2.53](#).

escape (5 bits): An **MSOPATHESCAPE** enumeration value, as defined in section [2.4.31](#), that specifies how path information is interpreted and segments joined.

segments (8 bits): An unsigned integer that specifies the number of segments to process.

2.2.55 POINT

Referenced by: [OfficeArtMetafileHeader](#)

The **POINT** record specifies a two-dimensional (2-D) point.

0	1	2	3	4	5	6	7	8	9	10	11	12	13	14	15	16	17	18	19	20	21	22	23	24	25	26	27	28	29	30	31
x																															
y																															

x (4 bytes): A signed integer that specifies the x-coordinate of this point. The coordinate system that is used for this value is dependent on the scenario in which it is used.

y (4 bytes): A signed integer that specifies the y-coordinate of this point. The coordinate system that is used for this value is dependent on the scenario in which it is used.

2.2.56 RECT

Referenced by: [OfficeArtMetafileHeader](#)

The **RECT** record specifies a 2-D rectangle.

0	1	2	3	4	5	6	7	8	9	10	11	12	13	14	15	16	17	18	19	20	21	22	23	24	25	26	27	28	29	30	31
left																															
top																															
right																															
bottom																															

left (4 bytes): A signed integer that specifies the x-coordinate of the top-left point of this rectangle. The coordinate system that is used for this value is dependent on the scenario in which it is used.

top (4 bytes): A signed integer that specifies the y-coordinate of the top-left point of this rectangle. The coordinate system that is used for this value is dependent on the scenario in which it is used.

right (4 bytes): A signed integer that specifies the x-coordinate of the bottom-right point of this rectangle. The coordinate system that is used for this value is dependent on the scenario in which it is used.

bottom (4 bytes): A signed integer that specifies the y-coordinate of the bottom-right point of this rectangle. The coordinate system that is used for this value is dependent on the scenario in which it is used.

2.2.57 ADJH

The **ADJH** record specifies a single **adjust handle** that a user can employ to manipulate the geometry of a shape.

0	1	2	3	4	5	6	7	8	9	10	11	12	13	14	15	16	17	18	19	20	21	22	23	24	25	26	27	28	29	30	31
A	B	C	D	E	F	G	H	I	J	K	L	M	N	unused1																	
apX																															
apY																															
xRange																															
yRange																															
xMin																															
xMax																															
yMin																															
yMax																															

A - fahInverseX (1 bit): A bit that specifies whether the x-coordinate of this adjust handle is inverted according to the following formula:

$$X_{\text{new}} = \text{right} - X_{\text{old}}$$

where **right** means the right coordinate of the **bounding rectangle** of the **geometry space** as specified by the [geoRight](#) property of this shape. Note that all the values are specified in the geometry space.

B - fahInverseY (1 bit): A bit that specifies whether the y-coordinate of this adjust handle is inverted according to the following formula:

$$Y_{\text{new}} = \text{bottom} - Y_{\text{old}}$$

where **bottom** means the bottom coordinate of the bounding rectangle of the geometry space as specified by the [geoBottom](#) property of this shape. Note that all the values are specified in the geometry space.

C - fahSwitchPosition (1 bit): A bit that specifies whether the x- and y-coordinates of this adjust handle are swapped if the shape is taller than it is wide.

D - fahPolar (1 bit): A bit that specifies whether the coordinates of this adjust handle are polar coordinate values rather than Cartesian coordinate values. The following table specifies the meaning of each value for this bit.

Value	Meaning
0x0	The coordinates of this adjust handle are Cartesian coordinate values.
0x1	The x-coordinate of this adjust handle specifies the radius in geometry space units; the y-coordinate specifies the angle, in degrees, as a value of type FixedPoint (as specified in

Value	Meaning
	[MS-OSHARED] section 2.2.1.6); and (xRange,yRange) specifies the origin of the polar coordinate system in geometry space. The value of fahMap MUST NOT equal 0x1.

E - fahMap (1 bit): A bit that specifies whether the position of the adjust handle is mapped from the entire range of the geometry space of this shape to the range that is specified by the values of **xRange** and **yRange**. If this value equals 0x1, **fahPolar** MUST NOT equal 0x1.

F - fahPin (1 bit): A bit that specifies whether the position of this adjust handle is constrained to exist within the rectangle that is specified by **xMin**, **xMax**, **yMin**, and **yMax**.

G - fahUnused (1 bit): A value that is undefined and MUST be ignored.

H - fahxMin (1 bit): A bit that specifies whether **xMin** is interpreted as an index into the **pGuides_complex** array, as defined in section [2.3.6.27](#), for this shape rather than as a constant value.

I - fahxMax (1 bit): A bit that specifies whether **xMax** is interpreted as an index into the **pGuides_complex** array, as defined in section [2.3.6.27](#), for this shape rather than as a constant value.

J - fahyMin (1 bit): A bit that specifies whether **yMin** is interpreted as an index into the **pGuides_complex** array, as defined in section [2.3.6.27](#), for this shape rather than as a constant value.

K - fahyMax (1 bit): A bit that specifies whether **yMax** is interpreted as an index into the **pGuides_complex** array, as defined in section [2.3.6.27](#), for this shape rather than as a constant value.

L - fahxRange (1 bit): A bit that specifies whether **xRange** is interpreted as an index into the **pGuides_complex** array, as defined in section [2.3.6.27](#), for this shape rather than as a constant value.

M - fahyRange (1 bit): A bit that specifies whether **yRange** is interpreted as an index into the **pGuides_complex** array, as defined in section [2.3.6.27](#), for this shape rather than as a constant value.

N - fahPolarPin (1 bit): A bit that specifies whether the x-coordinate of this adjust handle is constrained to exist within the range that is specified by **xMin** and **xMax**, inclusive.

unused1 (18 bits): A value that is undefined and MUST be ignored.

apX (4 bytes): An unsigned integer that specifies the positioning of the x-coordinate of this adjust handle. The following table specifies the allowed values.

Value	Positioning
0x00000000	Position the x-coordinate of this adjust handle on the left perimeter of this shape.
0x00000001	Position the x-coordinate of this adjust handle on the right perimeter of this shape.
0x00000002	Position the x-coordinate of this adjust handle along the horizontal center of this shape.
0x00000003-	Position the x-coordinate of this adjust handle according to an entry in the

Value	Positioning
0x00000082	pGuides_complex array, as defined in section 2.3.6.27 , for this shape. The zero-based index into the pGuides_complex array is derived by subtracting 0x00000003 from the value.
0x00000100	Position the x-coordinate of this adjust handle according to the value of the adjustValue property, as defined in section 2.3.6.10 , of this shape.
0x00000101	Position the x-coordinate of this adjust handle according to the value of the adjust2Value property, as defined in section 2.3.6.11 , of this shape.
0x00000102	Position the x-coordinate of this adjust handle according to the value of the adjust3Value property, as defined in section 2.3.6.12 , of this shape.
0x00000103	Position the x-coordinate of this adjust handle according to the value of the adjust4Value property, as defined in section 2.3.6.13 , of this shape.
0x00000104	Position the x-coordinate of this adjust handle according to the value of the adjust5Value property, as defined in section 2.3.6.14 , of this shape.
0x00000105	Position the x-coordinate of this adjust handle according to the value of the adjust6Value property, as defined in section 2.3.6.15 , of this shape.
0x00000106	Position the x-coordinate of this adjust handle according to the value of the adjust7Value property, as defined in section 2.3.6.16 , of this shape.
0x00000107	Position the x-coordinate of this adjust handle according to the value of the adjust8Value property, as defined in section 2.3.6.17 , of this shape.

apY (4 bytes): An unsigned integer that specifies the positioning of the y-coordinate of this adjust handle. The following table specifies the allowed values.

Value	Positioning
0x00000000	Position the y-coordinate of this adjust handle on the top perimeter of this shape.
0x00000001	Position the y-coordinate of this adjust handle on the bottom perimeter of this shape.
0x00000002	Position the y-coordinate of this adjust handle along the vertical center of this shape.
0x00000003– 0x00000082	Position the y-coordinate of this adjust handle according to an entry in the pGuides_complex array, as defined in section 2.3.6.27 , for this shape. The zero-based index into the pGuides_complex array is derived by subtracting 0x00000003 from the value.
0x00000100	Position the y-coordinate of this adjust handle according to the value of the adjustValue property, as defined in section 2.3.6.10 , of this shape.
0x00000101	Position the y-coordinate of this adjust handle according to the value of the adjust2Value property, as defined in section 2.3.6.11 , of this shape.
0x00000102	Position the y-coordinate of this adjust handle according to the value of the adjust3Value property, as defined in section 2.3.6.12 , of this shape.
0x00000103	Position the y-coordinate of this adjust handle according to the value of the adjust4Value property, as defined in section 2.3.6.13 , of this shape.

Value	Positioning
0x00000104	Position the y-coordinate of this adjust handle according to the value of the adjust5Value property, as defined in section 2.3.6.14 , of this shape.
0x00000105	Position the y-coordinate of this adjust handle according to the value of the adjust6Value property, as defined in section 2.3.6.15 , of this shape.
0x00000106	Position the y-coordinate of this adjust handle according to the value of the adjust7Value property, as defined in section 2.3.6.16 , of this shape.
0x00000107	Position the y-coordinate of this adjust handle according to the value of the adjust8Value property, as defined in section 2.3.6.17 , of this shape.

xRange (4 bytes): A signed integer that specifies the x-coordinate of a value that is used to control the position of this adjust handle. If **fahxRange** equals 0x0, the value is used directly. If **fahxRange** equals 0x1, 0x00000003 is subtracted from the value, and the result is used as a zero-based index into the **pGuides_complex** array, as defined in section [2.3.6.27](#), for this shape to calculate the actual value.

yRange (4 bytes): A signed integer that specifies the y-coordinate of a value that is used to control the position of this adjust handle. If **fahyRange** equals 0x0, the value is used directly. If **fahyRange** equals 0x1, 0x00000003 is subtracted from the value, and the result is used as a zero-based index into the **pGuides_complex** array, as defined in section [2.3.6.27](#), for this shape to calculate the actual value.

xMin (4 bytes): A signed integer that specifies the x-coordinate of a value that is used to control the position of this adjust handle. If **fahxMin** equals 0x0, the value is used directly. If **fahxMin** equals 0x1, 0x00000003 is subtracted from the value, and the result is used as a zero-based index into the **pGuides_complex** array, as defined in section [2.3.6.27](#), for this shape to calculate the actual value.

xMax (4 bytes): A signed integer that specifies the x-coordinate of a value that is used to control the position of this adjust handle. If **fahxMax** equals 0x0, the value is used directly. If **fahxMax** equals 0x1, 0x00000003 is subtracted from the value, and the result is used as a zero-based index into the **pGuides_complex** array, as defined in section [2.3.6.27](#), for this shape to calculate the actual value.

yMin (4 bytes): A signed integer that specifies the y-coordinate of a value that is used to control the position of this adjust handle. If **fahyMin** equals 0x0, the value is used directly. If **fahyMin** equals 0x1, 0x00000003 is subtracted from the value, and the result is used as a zero-based index into the **pGuides_complex** array, as defined in section [2.3.6.27](#), for this shape to calculate the actual value.

yMax (4 bytes): A signed integer that specifies the y-coordinate of a value that is used to control the position of this adjust handle. If **fahyMax** equals 0x0, the value is used directly. If **fahyMax** equals 0x1, 0x00000003 is subtracted from the value, and the result is used as a zero-based index into the **pGuides_complex** array, as defined in section [2.3.6.27](#), for this shape to calculate the actual value.

2.2.58 SG

Referenced by: [pGuides_complex](#)

The **SG** record specifies a formula that is used to calculate a value for use in the **pGuides_complex** property, as defined in section [2.3.6.27](#), of this shape. Formulas are used to calculate values

involved in the geometry of a shape so that a user can adjust some of those values and so that the entire geometry of the shape can adjust appropriately as a result.

0	1	2	3	4	5	6	7	8	9	10	11	12	13	14	15	16	17	18	19	20	21	22	23	24	25	26	27	28	29	30	31
sgf													A	B	C	param1															
param2															param3																

sgf (13 bits): A set of bits that specifies the formula to use to calculate the value for the guide represented by this record. The formulas specify a combination of **param1**, **param2**, and **param3** values, although not every formula uses all three of the parameters. The following table lists the values for this field along with the formulas that they represent.

Formula name	Value	Calculation
sgfSum	0x0000	Addition and subtraction: param1 + param2 - param3
sgfProduct	0x0001	Multiplication and division: (param1 * param2) / param3
sgfMid	0x0002	Simple average: (param1 + param2) / 2
sgfAbsolute	0x0003	Absolute value: abs(param1)
sgfMin	0x0004	Lesser of two values: min(param1, param2)
sgfMax	0x0005	Greater of two values: max(param1, param2)
sgfIf	0x0006	Conditional selection: param1 > 0 ? param2 : param3
sgfMod	0x0007	Modulus: sqrt(param1^2 + param2^2 + param3^2)
sgfATan2	0x0008	Arctangent, where the result equals the angles, in degrees, and is of type FixedPoint as specified in [MS-OSHARED] section 2.2.1.6: atan2(param2, param1)
sgfSin	0x0009	Sine, where param2 equals the angles, in degrees, and is of type FixedPoint as specified in [MS-OSHARED] section 2.2.1.6: param1 * sin(param2)
sgfCos	0x000A	Cosine, where param2 equals the angles, in degrees, and is of type FixedPoint as specified in [MS-OSHARED] section 2.2.1.6: param1 * cos(param2)

Formula name	Value	Calculation
sgfCosATan2	0x000B	Cosine and arctangent in one formula: param1 * cos(atan2(param3 , param2))
sgfSinATan2	0x000C	Sine and arctangent in one formula: param1 * sin(atan2(param3 , param2))
sgfSqrt	0x000D	Square root: sqrt(param1)
sgfSumAngle	0x000E	Addition of an angle, in degrees, of type FixedPoint as specified in [MS-OSHARED] section 2.2.1.6, to two other angles, in degrees, where param2 and param3 are scaled by 2 ¹⁶ : param1 + param2 *2 ¹⁶ + param3 *2 ¹⁶
sgfEllipse	0x000F	Eccentricity formula for an ellipse, where param1 is the length of the semi-minor axis and param2 is the length of the semi-major axis: param3 * sqrt(1 - (param1 / param2) ²)
sgfTan	0x0010	Tangent, where param2 equals the angles, in degrees, and is of type FixedPoint as specified in [MS-OSHARED] section 2.2.1.6: param1 * tan(param2)

A - fCalculatedParam1 (1 bit): A bit that specifies whether this record's **param1** value is a constant or is calculated from another property or formula. The following table specifies the meaning of each value for this bit.

Value	Meaning
0x0	param1 is a constant.
0x1	param1 is calculated from another property or formula.

B - fCalculatedParam2 (1 bit): A bit that specifies whether this record's **param2** value is a constant or is calculated from another property or formula. The following table specifies the meaning of each value for this bit.

Value	Meaning
0x0	param2 is a constant.
0x1	param2 is calculated from another property or formula.

C - fCalculatedParam3 (1 bit): A bit that specifies whether this record's **param3** value is a constant or is calculated from another property or formula. The following table specifies the meaning of each value for this bit.

Value	Meaning
0x0	param3 is a constant.
0x1	param3 is calculated from another property or formula.

param1 (16 bits): A value that is used to calculate the result of this formula. If **fCalculatedParam1** equals 0x0, this value is an unsigned integer constant. If **fCalculatedParam1** equals 0x1, this value specifies a property or formula to use when calculating the result. The following table specifies the allowed values.

Value	Calculation
0x0140	The x-coordinate of the center of the geometry space of this shape.
0x0141	The y-coordinate of the center of the geometry space of this shape.
0x0142	The width of the geometry space of this shape.
0x0143	The height of the geometry space of this shape.
0x0147	The value of the adjustValue property, as defined in section 2.3.6.10 , of this shape.
0x0148	The value of the adjust2Value property, as defined in section 2.3.6.11 , of this shape.
0x0149	The value of the adjust3Value property, as defined in section 2.3.6.12 , of this shape.
0x014A	The value of the adjust4Value property, as defined in section 2.3.6.13 , of this shape.
0x014B	The value of the adjust5Value property, as defined in section 2.3.6.14 , of this shape.
0x014C	The value of the adjust6Value property, as defined in section 2.3.6.15 , of this shape.
0x014D	The value of the adjust7Value property, as defined in section 2.3.6.16 , of this shape.
0x014E	The value of the adjust8Value property, as defined in section 2.3.6.17 , of this shape.
0x0153	The value of the xLimo property, as defined in section 2.3.6.22 .
0x0154	The value of the yLimo property, as defined in section 2.3.6.23 .
0x01FC	The value of the fLine bit from the Line Style Boolean Properties of this shape.
0x0400– 0x047F	A value that is calculated from another SG entry in the pGuides_complex array, as defined in section 2.3.6.27 , for this shape. The index into the array equals the value minus 0x0400. The index MUST be less than the size of the pGuides_complex array, and it MUST be less than the index of this record in that same array.
0x04F7	The width, in pixels, of a line in this shape.
0x04F8	The width, in pixels, of this shape.
0x04F9	The height, in pixels, of this shape.
0x04FC	The width, in EMUs, of this shape.
0x04FD	The height, in EMUs, of this shape.
0x04FE	The width, in EMUs, of this shape divided by 2.
0x04FF	The height, in EMUs, of this shape divided by 2.

param2 (16 bits): A value that is used to calculate the result of this formula. If **fCalculatedParam2** equals 0, this value is an unsigned integer constant. If **fCalculatedParam2** equals 1, this value specifies a property or formula according to the table that is documented for **param1**.

param3 (16 bits): A value that is used to calculate the result of this formula. If **fCalculatedParam3** equals 0, this value is an unsigned integer constant. If **fCalculatedParam3** equals 1, this value specifies a property or formula according to the table that is documented for **param1**.

2.2.59 TABLEFLAGS

The **TABLEFLAGS** record specifies a collection of bits for a group (4) of shapes that specifies a table.

0	1	2	3	4	5	6	7	8	9	10	11	12	13	14	15	16	17	18	19	20	21	22	23	24	25	26	27	28	29	30	31
A	B	C	unused1																												

A - fIsTable (1 bit): A bit that specifies whether this group (4) of shapes specifies a table.

B - fIsTablePlaceholder (1 bit): A bit that specifies whether this table is a **placeholder**. This bit SHOULD be ignored if the **fIsTable** bit equals 0x0.

C - fIsTableRTL (1 bit): A bit that specifies whether the text in this table is **right-to-left** text. This bit SHOULD be ignored if the **fIsTable** bit equals 0x0.

unused1 (29 bits): A value that is undefined and MUST be ignored.

2.2.60 IHlink

Referenced by: [pihShape_complex](#)

The **IHlink** record specifies a **hyperlink**.

0	1	2	3	4	5	6	7	8	9	10	11	12	13	14	15	16	17	18	19	20	21	22	23	24	25	26	27	28	29	30	31
CLSID_StdHlink (16 bytes)																															
...																															
hyperlink (variable)																															
...																															

CLSID_StdHlink (16 bytes): A GUID that MUST be {79eac9d0-baf9-11ce-8c82-00aa004ba90b}.

hyperlink (variable): A variable-length field that specifies a serialized hyperlink object, as specified in [\[MS-OSHARED\]](#) section [2.3.7.1](#).

2.2.61 MSOSHADECOLOR

The **MSOSHADECOLOR** record specifies an intermediate color in the gradient fill and its relative position along the **gradient vector**.

0	1	2	3	4	5	6	7	8	9	0	1	2	3	4	5	6	7	8	9	0	1	2	3	4	5	6	7	8	9	0	1
color																															
position																															

color (4 bytes): An **OfficeArtCOLORREF** record, as defined in section [2.2.2](#), that specifies what color to use in this point. The color in the specified position is pure. Before and after this position the color can be in transition (or pure, depending on whether this is the last position or not).

position (4 bytes): A value of type **FixedPoint**, as specified in [\[MS-OSHARED\]](#) section 2.2.1.6, that specifies the relative position along the gradient. The value **MUST** be from 0.0 through 1.0, inclusive. A value of 0.0 specifies the start of the gradient. A value of 1.0 specifies the end of the gradient.

2.3 Properties

Three property blocks— **OfficeArtFOPT** record, as defined in section [2.2.9](#), **OfficeArtSecondaryFOPT** record, as defined in section [2.2.10](#), and **OfficeArtTertiaryFOPT** record, as defined in section [2.2.11](#), are associated with each shape instance. The **OfficeArtSpContainer** record, as defined in section [2.2.14](#), contains each of these property blocks. The **OfficeArtFOPT** and **OfficeArtTertiaryFOPT** property blocks, which are saved with the drawing group **OfficeArtDggContainer**, as defined in section [2.2.12](#), establish new defaults for every shape in the file. For example, if the fill color for the drawing group is set to red, any shape in any diagram that persists in the file without its own fill color will use red. If no fill color exists in either the document properties or the shape, the default fill color will be used.

If the **fComplex** flag of a property equals 0x1, that property has more data than will fit in the four bytes associated with the simple property types. In this case, the **op** field contains the number of bytes that follow the **OfficeArtRGFOPT** records, as defined in section [2.3.1](#), and that contain the property data.

If a property has an unrecognized **opid.opid** field, a vendor can ignore the property.

The structures that are specified in this section are supported at the file level by the applications, but not every application writes every property to the binary file. An application that does not fully support a property can load and save that property unchanged, which is the case for any property introduced in a later version of an application that is opened by an earlier version of the same application. Scenarios also exist in which a later version of an application supports a deprecated property or value by converting it to another property or value and then removing the deprecated one.

The following properties and property sets were introduced in a later release and are therefore not supported by earlier versions [<9>](#):

- [GeometryText:gttextCSSFont](#)
- [Blip:movie](#)
- The following [Blip Boolean Properties](#):
 - **Blip:fRewind**

- **Blip:fLooping**
- [Shape:idDiscussAnchor](#)
- [GroupShape:wzTooltip](#)
- [GroupShape:wzScript](#)
- [GroupShape:posh](#)
- [GroupShape:posrelh](#)
- [GroupShape:posv](#)
- [GroupShape:posrelv](#)
- [GroupShape:pctHR](#)
- [GroupShape:alignHR](#)
- [GroupShape:dxHeightHR](#)
- [GroupShape:dxWidthHR](#)
- [GroupShape:wzScriptExtAttr](#)
- [GroupShape:scriptLang](#)
- [GroupShape:wzScriptLangAttr](#)
- [GroupShape:borderTopColor](#)
- [GroupShape:borderLeftColor](#)
- [GroupShape:borderBottomColor](#)
- [GroupShape:borderRightColor](#)
- [GroupShape:tableProperties](#)
- [GroupShape:tableRowProperties](#)
- The following [Group Shape Boolean Properties](#):
 - **GroupShape:fLayoutInCell**
 - **GroupShape:fIsBullet**
 - **GroupShape:fStandardHR**
 - **GroupShape:fNoShadeHR**
 - **GroupShape:fHorizRule**
 - **GroupShape:fUserDrawn**
 - **GroupShape:fAllowOverlap**
 - **GroupShape:fReallyHidden**

- **GroupShape:fScriptAnchor**

- [UnknownHTML](#)

The following property was introduced in a later release and is therefore not supported by earlier versions <10>:

- [Line Style:fLineOpaqueBackColor](#)

The following properties were introduced in a later release and are therefore not supported by earlier versions <11>:

- The following [Shape Boolean Properties](#):

- Shape:fFlipHOverride
- Shape:fFlipVOverride

- [Diagram:dgmBaseTextScale](#)

- [Ink:pInkData](#)

- The following [Ink Boolean Properties](#):

- Ink:fInkAnnotation
- Ink:fHitTestInk
- Ink:fRenderShape
- Ink:fRenderInk

The following properties were introduced in a later release and are therefore not supported by earlier versions <12>:

- [Shape:equationXML](#)

- The following **Shape Boolean Properties**:

- Shape:fPolicyLabel
- Shape:fPolicyBarcode

- [GroupShape:metroBlob](#)

- [GroupShape:dhgt](#)

- [SignatureLine:wzSigSetupId](#)

- [SignatureLine:wzSigSetupProvId](#)

- [SignatureLine:wzSigSetupSuggSigner](#)

- [SignatureLine:wzSigSetupSuggSigner2](#)

- [SignatureLine:wzSigSetupSuggSignerEmail](#)

- [SignatureLine:wzSigSetupSignInst](#)

- [SignatureLine:wzSigSetupAddXml](#)

- [SignatureLine:wzSigSetupProvUrl](#)
- The following [Signature Line Boolean Properties](#):
 - SignatureLine:fSigSetupShowSignDate
 - SignatureLine:fSigSetupAllowComments
 - SignatureLine:fSigSetupSignInstSet
 - SignatureLine:fIsSignatureLine
- [GroupShape2:pctHoriz](#)
- [GroupShape2:pctVert](#)
- [GroupShape2:pctHorizPos](#)
- [GroupShape2:pctVertPos](#)
- [GroupShape2:sizerelh](#)
- [GroupShape2:sizerelv](#)

The following property was introduced in a later release and is therefore not supported by earlier versions<13>:

- [ShadowStyle:shadowSoftness](#)

2.3.1 OfficeArtRGFOPT

Referenced by: [OfficeArtFOPT](#), [OfficeArtSecondaryFOPT](#), [OfficeArtTertiaryFOPT](#)

The **OfficeArtRGFOPT** record specifies a property table, which consists of an array of fixed-size property table entries, followed by a variable-length field of complex data.

0	1	2	3	4	5	6	7	8	9	1	0	1	2	3	4	5	6	7	8	9	2	0	1	2	3	4	5	6	7	8	9	3	0	1
rgfopte (variable)																																		
...																																		
complexData (variable)																																		
...																																		

rgfopte (variable): An array of **OfficeArtFOPT** records, as defined in section [2.2.7](#), that specifies property table entries.

complexData (variable): A field of complex data for properties that have the [fComplex](#) bit set to 0x1. The complex data is stored immediately following **rgfopte**.

2.3.2 Shape

The **Shape** property set specifies attributes that apply to a shape but not to a group (4) of shapes.

2.3.2.1 hspMaster

The **hspMaster** property specifies the **master shape** for a shape.

0	1	2	3	4	5	6	7	8	9	10	11	12	13	14	15	16	17	18	19	20	21	22	23	24	25	26	27	28	29	30	31
opid																hspMaster															
...																															

opid (2 bytes): An **OfficeArtFOPTEOPID** record, as defined in section [2.2.8](#), that specifies the header for this property. The following table specifies the subfields.

Field	Meaning
opid.opid	A value that MUST be 0x0301.
opid.fBid	A value that MUST be 0x0.
opid.fComplex	A value that MUST be 0x0.

hspMaster (4 bytes): An **MSOSPID** structure, as defined in section [2.1.2](#), that specifies the identifier of the master shape for the shape. The default value for this property is 0x00000000.

2.3.2.2 cxstyle

The **cxstyle** property specifies the connector style for this shape.

0	1	2	3	4	5	6	7	8	9	10	11	12	13	14	15	16	17	18	19	20	21	22	23	24	25	26	27	28	29	30	31
opid																cxstyle															
...																															

opid (2 bytes): An **OfficeArtFOPTEOPID** record, as defined in section [2.2.8](#), that specifies the header for this property. The following table specifies the subfields.

Field	Meaning
opid.opid	A value that MUST be 0x0303.
opid.fBid	A value that MUST be 0x0.
opid.fComplex	A value that MUST be 0x0.

cxstyle (4 bytes): An **MSOCXSTYLE** enumeration value, as defined in section [2.4.25](#), that specifies the connector style for this shape. This property SHOULD be ignored if the **fConnector** bit of the **OfficeArtFSP** record, as defined in section [2.2.40](#), for this shape equals 0x0. The default value for this property is **msocxstyleNone**.

2.3.2.3 bWMode

The **bWMode** property specifies how a shape will render in black-and-white display mode.

0	1	2	3	4	5	6	7	8	9	10	11	12	13	14	15	16	17	18	19	20	21	22	23	24	25	26	27	28	29	30	31
opid																bWMode															
...																															

opid (2 bytes): An **OfficeArtFOPTEOPID** record, as defined in section [2.2.8](#), that specifies the header for this property. The following table specifies the subfields.

Field	Meaning
opid.opid	A value that MUST be 0x0304.
opid.fBid	A value that MUST be 0x0.
opid.fComplex	A value that MUST be 0x0.

bWMode (4 bytes): An **MSOBWMODE** enumeration value, as defined in section [2.4.26](#), that specifies how the shape will render in black-and-white display mode. If the value is **msobwAutomatic**, the **bWModePureBW** property, as defined in section [2.3.2.4](#), SHOULD be used when rendering in pure black-and-white display mode, and the **bWModeBW** property, as defined in section [2.3.2.5](#), SHOULD be used when rendering in grey scale black-and-white display mode. The default value for this property is **msobwAutomatic**.

2.3.2.4 bWModePureBW

The **bWModePureBW** property specifies how a shape will render in pure black-and-white display mode.

0	1	2	3	4	5	6	7	8	9	10	11	12	13	14	15	16	17	18	19	20	21	22	23	24	25	26	27	28	29	30	31
opid																bWModePureBW															
...																															

opid (2 bytes): An **OfficeArtFOPTEOPID** record, as defined in section [2.2.8](#), that specifies the header for this property. The following table specifies the subfields.

Field	Meaning
opid.opid	A value that MUST be 0x0305.

Field	Meaning
opid.fBid	A value that MUST be 0x0.
opid.fComplex	A value that MUST be 0x0.

bWModePureBW (4 bytes): An **MSOBWMODE** enumeration value, as defined in section [2.4.26](#), that specifies how the shape will render in pure black-and-white display mode. If the value of the **bWMode** property, as defined in section [2.3.2.3](#), is not **msobwAutomatic**, this property SHOULD be ignored. The default value for this property is **msobwAutomatic**.

2.3.2.5 bWModeBW

The **bWModeBW** property specifies how a shape will render in normal black-and-white display mode.

0	1	2	3	4	5	6	7	8	9	10	11	12	13	14	15	16	17	18	19	20	21	22	23	24	25	26	27	28	29	30	31
opid																bWModeBW															
...																															

opid (2 bytes): An **OfficeArtFOPTEOPID** record, as defined in section [2.2.8](#), that specifies the header for this property. The following table specifies the subfields.

Field	Meaning
opid.opid	A value that MUST be 0x0306.
opid.fBid	A value that MUST be 0x0.
opid.fComplex	A value that MUST be 0x0.

bWModeBW (4 bytes): An **MSOBWMODE** enumeration value, as defined in section [2.4.26](#), that specifies how the shape will render in normal black-and-white display mode. If the value of the **bWMode** property, as defined in section [2.3.2.3](#), is not **msobwAutomatic**, this property SHOULD be ignored. The default value for this property is **msobwAutomatic**.

2.3.2.6 idDiscussAnchor

The **idDiscussAnchor** property specifies whether a shape is an anchor for discussion **comments**.

0	1	2	3	4	5	6	7	8	9	10	11	12	13	14	15	16	17	18	19	20	21	22	23	24	25	26	27	28	29	30	31
opid																idDiscussAnchor															
...																															

opid (2 bytes): An **OfficeArtFOPTEOPID** record, as defined in section [2.2.8](#), that specifies the header for this property. The following table specifies the subfields.

Field	Meaning
opid.opid	A value that MUST be 0x0307.
opid.fBid	A value that MUST be 0x0.
opid.fComplex	A value that MUST be 0x0.

idDiscussAnchor (4 bytes): An integer that MAY [≤14>](#) be used to specify that this shape is an anchor for discussion comments. If the value is 0x00000001, the shape is an anchor for discussion comments. If it is any other value, it SHOULD be ignored. The default value for this property is 0x00000000.

2.3.2.7 dgmLayout

The **dgmLayout** property specifies the diagram node layout for a shape.

0	1	2	3	4	5	6	7	8	9	10	11	12	13	14	15	16	17	18	19	20	21	22	23	24	25	26	27	28	29	30	31
opid											dgmLayout																				
...																															

opid (2 bytes): An **OfficeArtFOPTEOPID** record, as defined in section [2.2.8](#), that specifies the header for this property. The following table specifies the subfields.

Field	Meaning
opid.opid	A value that MUST be 0x0309.
opid.fBid	A value that MUST be 0x0.
opid.fComplex	A value that MUST be 0x0.

dgmLayout (4 bytes): An **MSODGMLO** enumeration value, as defined in section [2.4.29](#), that specifies the diagram layout for the shape. This property SHOULD be ignored if this shape is not a node in a diagram. The default value for this property is 0x000000FF.

2.3.2.8 dgmNodeKind

The **dgmNodeKind** property specifies a diagram node type for the shape.

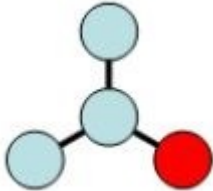
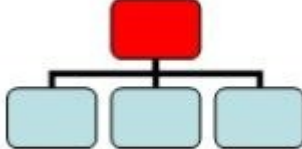
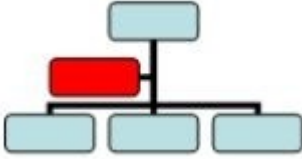
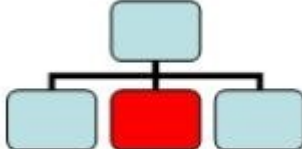
0	1	2	3	4	5	6	7	8	9	10	11	12	13	14	15	16	17	18	19	20	21	22	23	24	25	26	27	28	29	30	31
opid											dgmNodeKind																				
...																															

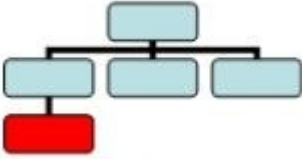

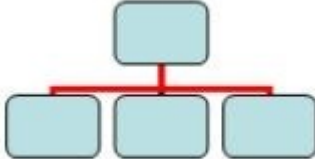
opid (2 bytes): An **OfficeArtFOPTEOPID** record, as defined in section [2.2.8](#), that specifies the header for this property. The following table specifies the subfields.

Field	Meaning
opid.opid	A value that MUST be 0x030A.
opid.fBid	A value that MUST be 0x0.
opid.fComplex	A value that MUST be 0x0.

dgmNodeKind (4 bytes): An integer specifying the type of node that the shape represents in a diagram. This property SHOULD be ignored if the shape is not a node in a diagram. The default value for this property is 0xFFFFFFFF.

The following table lists the possible values and shows the nodes that they represent.

Name of node type	Value	Description
dgmnkNode	0x00000000	A regular diagram node of no particular type: 
dgmnkRoot	0x00000001	The root node in an organizational chart: 
dgmnkAssistant	0x00000002	An assistant in an organizational chart: 
dgmnkCoWorker	0x00000003	A coworker in an organizational chart: 
dgmnkSubordinate	0x00000004	A subordinate in an organizational chart:

Name of node type	Value	Description
		
dgmnkAuxNode	0x00000005	An auxiliary node that displays text associated with another diagram node: 
dgmnkNil	0x0000FFFF	A connector node that connects other diagram nodes: 

2.3.2.9 dgmLayoutMRU

The **dgmLayoutMRU** property specifies the most recently used diagram layout for the child shapes of a shape.

0	1	2	3	4	5	6	7	8	9	10	11	12	13	14	15	16	17	18	19	20	21	22	23	24	25	26	27	28	29	30	31
opid																dgmLayoutMRU															
...																															

opid (2 bytes): An **OfficeArtFOPTEOPID** record, as defined in section [2.2.8](#), that specifies the header for this property. The following table specifies the subfields.

Field	Meaning
opid.opid	A value that MUST be 0x030B.
opid.fBid	A value that MUST be 0x0.

Field	Meaning
opid.fComplex	A value that MUST be 0x0.

dgmLayoutMRU (4 bytes): An **MSODGMLO** enumeration value, as defined in section [2.4.29](#), that specifies the most recently used diagram layout for the child shapes of this shape. This property SHOULD be ignored if the shape is not a node in a diagram. The default value for this property is 0x000000FF.

2.3.2.10 equationXML

The **equationXML** property specifies alternative mathematical content for an image.

0	1	2	3	4	5	6	7	8	9	10	11	12	13	14	15	16	17	18	19	20	21	22	23	24	25	26	27	28	29	30	31
opid																equationXML															
...																															

opid (2 bytes): An **OfficeArtFOPTEOPID** record, as defined in section [2.2.8](#), that specifies the header for this property. The following table specifies the subfields.

Field	Meaning
opid.opid	A value that MUST be 0x030C.
opid.fBid	A value that is undefined and MUST be ignored.
opid.fComplex	A bit that indicates whether the equationXML_complex property, as defined in section 2.3.2.11 , exists. If the value equals 0x1, equationXML_complex MUST exist.

equationXML (4 bytes): The number of bytes of data in the **equationXML_complex** property, as defined in section [2.3.2.11](#). If **opid.fComplex** equals 0x0, this value MUST be 0x00000000. The default value for this property is 0x00000000.

2.3.2.11 equationXML_complex

The **equationXML_complex** property specifies additional data for the **equationXML** property, as defined in section [2.3.2.10](#). If the **opid.fComplex** bit of **equationXML** equals 0x1, this property MUST exist.

0	1	2	3	4	5	6	7	8	9	10	11	12	13	14	15	16	17	18	19	20	21	22	23	24	25	26	27	28	29	30	31
equationXML_complex (variable)																															
...																															

equationXML_complex (variable): An **XML** string encoded with **UTF-8** in the Office Open XML Math format, as specified in [\[ISO/IEC29500-4:2012\]](#), that MAY<15> be used as alternative content for an image.

2.3.2.12 Shape Boolean Properties

The **Shape Boolean Properties** specify a 32-bit field of Boolean properties for a shape.

0	1	2	3	4	5	6	7	8	9	10	11	12	13	14	15	16	17	18	19	20	21	22	23	24	25	26	27	28	29	30	31
opid																unused1				A	B	C	D	E	F	G	H	I	J	K	L
unused5					M	N	O	P	Q	R	S	T	U	V	W	X															

opid (2 bytes): An **OfficeArtFOPTEOPID** record, as defined in section [2.2.8](#), that specifies the header for these properties. The following table specifies the subfields.

Field	Meaning
opid.opid	A value that MUST be 0x033F.
opid.fBid	A value that MUST be 0x0.
opid.fComplex	A value that MUST be 0x0.

unused1 (4 bits): A value that is undefined and MUST be ignored.

A - unused2 (1 bit): A value that is undefined and MUST be ignored.

B - unused3 (1 bit): A value that is undefined and MUST be ignored.

C - fUsefPolicyLabel (1 bit): A bit that specifies whether the **fPolicyLabel** bit is set. A value of 0x0 specifies that the **fPolicyLabel** bit MUST be ignored and the default value used instead. The default value for this property is 0x0.

D - fUsefPolicyBarcode (1 bit): A bit that specifies whether the **fPolicyBarcode** bit is set. A value of 0x0 specifies that the **fPolicyBarcode** bit MUST be ignored and the default value used instead. The default value for this property is 0x0.

E - fUsefFlipHOverride (1 bit): A bit that specifies whether the **fFlipHOverride** bit is set. A value of 0x0 specifies that the **fFlipHOverride** bit MUST be ignored and the default value used instead. The default value for this property is 0x0.

F - fUsefFlipVOverride (1 bit): A bit that specifies whether the **fFlipVOverride** bit is set. A value of 0x0 specifies that the **fFlipVOverride** bit MUST be ignored and the default value used instead. The default value for this property is 0x0.

G - fUsefOleIcon (1 bit): A bit that specifies whether the **fOleIcon** bit is set. A value of 0x0 specifies that the **fOleIcon** bit MUST be ignored and the default value used instead. The default value for this property is 0x0.

H - fUsefPreferRelativeResize (1 bit): A bit that specifies whether the **fPreferRelativeResize** bit is set. A value of 0x0 specifies that the **fPreferRelativeResize** bit

MUST be ignored and the default value used instead. The default value for this property is 0x0.

- I - fUseLockShapeType (1 bit):** A bit that specifies whether the **fLockShapeType** bit is set. A value of 0x0 specifies that the **fLockShapeType** bit MUST be ignored and the default value used instead. The default value for this property is 0x0.
- J - fUseInitiator (1 bit):** A bit that specifies whether the **fInitiator** bit is set. A value of 0x0 specifies that the **fInitiator** bit MUST be ignored and the default value used instead. The default value for this property is 0x0.
- K - unused4 (1 bit):** A value that is undefined and MUST be ignored.
- L - fUseBackground (1 bit):** A bit that specifies whether the **fBackground** bit is set. A value of 0x0 specifies that the **fBackground** bit MUST be ignored and the default value used instead. The default value for this property is 0x0.
- unused5 (4 bits):** A value that is undefined and MUST be ignored.
- M - unused6 (1 bit):** A value that is undefined and MUST be ignored.
- N - unused7 (1 bit):** A value that is undefined and MUST be ignored.
- O - fPolicyLabel (1 bit):** A bit that specifies whether this object is an image of a label that MAY [<16>](#) be used to identify the containing document as part of a **labeling policy** in a **content management system**. If **fUsefPolicyLabel** equals 0x0, this value MUST be ignored. The default value for this property is 0x0.
- P - fPolicyBarcode (1 bit):** A bit that specifies whether this object is a barcode image that MAY [<17>](#) be used to identify the containing document as part of a content management system. If **fUsefPolicyBarcode** equals 0x0, this value MUST be ignored. The default value for this property is 0x0.
- Q - fFlipHOverride (1 bit):** A bit that acts as an override for the **fFlipH** bit of the **Transform Boolean Properties** in the **OfficeArtFSP** of the containing **OfficeArtSpContainer**. If this value equals 0x1, it SHOULD [<18>](#) be used instead of **fFlipH**. If **fUsefFlipHOverride** equals 0x0, this value MUST be ignored. The default value for this property is 0x0.
- R - fFlipVOverride (1 bit):** A bit that acts as an override for the **fFlipV** bit of the [Transform Boolean Properties](#) in the **OfficeArtFSP** of the containing **OfficeArtSpContainer**. If this value equals 0x1, it SHOULD [<19>](#) be used instead of **fFlipV**. If **fUsefFlipVOverride** equals 0x0, this value MUST be ignored. The default value for this property is 0x0.
- S - fOleIcon (1 bit):** A bit that specifies whether this OLE object will be displayed as an icon. If the **fOleShape** bit in the **OfficeArtFSP** record, as defined in section [2.2.40](#), of the containing **OfficeArtSpContainer** record, as defined in section [2.2.14](#), equals 0x0, this bit MUST be ignored. If **fUsefOleIcon** equals 0x0, this value MUST be ignored. The default value for this property is 0x0.
- T - fPreferRelativeResize (1 bit):** A bit that specifies whether the application's user interface for resizing this shape SHOULD express the size relative to the original size rather than to the current size. If **fUsefPreferRelativeResize** equals 0x0, this value MUST be ignored. The default value for this property is 0x0.
- U - fLockShapeType (1 bit):** A bit that specifies whether the shape type is locked. If **fUsefLockShapeType** equals 0x0, this value MUST be ignored. The default value for this property is 0x0.

V - fInitiator (1 bit): A bit that specifies whether this shape SHOULD be processed by a rules (1) engine. If **fUsefInitiator** equals 0x0, this value MUST be ignored. The default value for this property is 0x0.

W - reserved1 (1 bit): A value that is undefined and MUST be ignored.

X - fBackground (1 bit): A bit that specifies whether this shape is the background shape of a drawing. If **fUsefBackground** equals 0x0, this value MUST be ignored. The default value for this property is 0x0.

2.3.3 Callout

The **Callout** property set specifies the visual attributes of a callout shape.

2.3.3.1 unused832

The **unused832** property is undefined and MUST be ignored.

0	1	2	3	4	5	6	7	8	9	10	11	12	13	14	15	16	17	18	19	20	21	22	23	24	25	26	27	28	29	30	31
opid																unused832															
...																															

opid (2 bytes): An **OfficeArtFOPTEOPID** record, as defined in section [2.2.8](#), that specifies the header for this property. The following table specifies the subfields.

Field	Meaning
opid.opid	A value that MUST be 0x0340.
opid.fBid	A value that MUST be 0x0.
opid.fComplex	A value that MUST be 0x0.

unused832 (4 bytes): A value that is undefined and MUST be ignored.

2.3.3.2 dxyCalloutGap

The **dxyCalloutGap** property specifies the distance from the box of this callout to the first point of this callout.

0	1	2	3	4	5	6	7	8	9	10	11	12	13	14	15	16	17	18	19	20	21	22	23	24	25	26	27	28	29	30	31
opid																dxyCalloutGap															
...																															

opid (2 bytes): An **OfficeArtFOPTEOPID** record, as defined in section [2.2.8](#), that specifies the header for this property. The following table further specifies the subfields.

Field	Meaning
opid.opid	A value that MUST be 0x0341.
opid.fBid	A value that MUST be 0x0.
opid.fComplex	A value that MUST be 0x0.

dxyCalloutGap (4 bytes): A signed integer that specifies the distance, in EMUs, from the callout box to the first vertex of the callout, as shown in the following figure. This value SHOULD be in the range from 0x00000000 through 0x0132F53F. The default value for this property is 0x00001DB0.

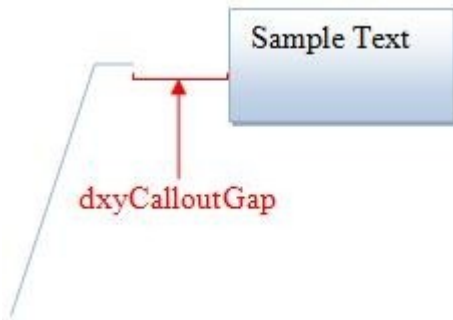


Figure 2: The gap between the callout box and the first vertex of the callout

2.3.3.3 spcoa

The **spcoa** property specifies the connection angle of this callout.

0	1	2	3	4	5	6	7	8	9	10	11	12	13	14	15	16	17	18	19	20	21	22	23	24	25	26	27	28	29	30	31
opid																spcoa															
...																															

opid (2 bytes): An **OfficeArtFOPTEOPID** record, as defined in section [2.2.8](#), that specifies the header for this property. The following table specifies the subfields.

Field	Meaning
opid.opid	A value that MUST be 0x0342.
opid.fBid	A value that MUST be 0x0.
opid.fComplex	A value that MUST be 0x0.

spcoa (4 bytes): An enumeration value that specifies the connection angle of this callout, according to the following table. If the **rh.recInstance** field in the **OfficeArtFSP** record, as defined in section [2.2.40](#), for this callout shape is set to [msosptCallout90](#), [msosptAccentCallout90](#), [msosptBorderCallout90](#), or [msosptAccentBorderCallout90](#), this value MUST equal **msospcoaAny**. The default value for this property is **msospcoaAny**.

Name	Value	Description
msospcoaAny	0x00000000	The callout is drawn according to its list of vertices.
msospcoa30	0x00000001	The callout is drawn at a 30-degree angle.
msospcoa45	0x00000002	The callout is drawn at a 45-degree angle.
msospcoa60	0x00000003	The callout is drawn at a 60-degree angle.
msospcoa90	0x00000004	The callout is drawn vertically.
msospcoa0	0x00000005	The callout is drawn horizontally.

2.3.3.4 spcod

The **spcod** property specifies where this callout connects to the callout box.

0	1	2	3	4	5	6	7	8	9	10	11	12	13	14	15	16	17	18	19	20	21	22	23	24	25	26	27	28	29	30	31
opid																spcod															
...																															

opid (2 bytes): An **OfficeArtFOPTEOPID** record, as defined in section [2.2.8](#), that specifies the header for this property. The following table specifies the subfields.

Field	Meaning
opid.opid	A value that MUST be 0x0343.
opid.fBid	A value that MUST be 0x0.
opid.fComplex	A value that MUST be 0x0.

spcod (4 bytes): An enumeration value that specifies the connection position according to the following table.

Name	Value	Description
msospcodTop	0x00000000	This callout connects to the top of the callout box.
msospcodCenter	0x00000001	This callout connects to the callout box at the midpoint of its top and bottom coordinates.
msospcodBottom	0x00000002	This callout connects to the bottom of the callout box.
msospcodSpecified	0x00000003	This callout connects to the callout box as defined by the dxycalloutDropSpecified property, as defined in section 2.3.3.5 .

If the **rh.recInstance** field of the **OfficeArtFSP** record, as defined in section [2.2.40](#), for this callout shape is set to [msosptCallout90](#), [msosptAccentCallout90](#), [msosptBorderCallout90](#), or [msosptAccentBorderCallout90](#), the top and bottom of the callout box are defined along the

same dimensions as the line segment of the callout. The bottom of the callout is the end with a variable position, as shown in the following figure. The default value for this property is **msospcodSpecified**.



Figure 3: The bottom and the top of the callout

2.3.3.5 dxyCalloutDropSpecified

The **dxyCalloutDropSpecified** property specifies the distance between this callout and the callout box.

0	1	2	3	4	5	6	7	8	9	10	11	12	13	14	15	16	17	18	19	20	21	22	23	24	25	26	27	28	29	30	31
opid																dxyCalloutDropSpecified															
...																															

opid (2 bytes): An **OfficeArtFOPTEOPID** record, as defined in section [2.2.8](#), that specifies the header for this property. The following table specifies the subfields.

Field	Meaning
opid.opid	A value that MUST be 0x0344.
opid.fBid	A value that MUST be 0x0.
opid.fComplex	A value that MUST be 0x0.

dxyCalloutDropSpecified (4 bytes): A signed integer that specifies the distance, in EMUs, between the callout and the top of the callout box. This value SHOULD be in the range from 0x00000000 through 0x0132F53F and MUST be ignored unless the **spcod** property, as defined in section [2.3.3.4](#), equals **msospcodSpecified**. The default value for this property is 0x0001BE7C.

2.3.3.6 dxyCalloutLengthSpecified

The **dxyCalloutLengthSpecified** property specifies the length of this callout.

0	1	2	3	4	5	6	7	8	9	10	11	12	13	14	15	16	17	18	19	20	21	22	23	24	25	26	27	28	29	30	31
opid																dxyCalloutLengthSpecified															
...																															

opid (2 bytes): An **OfficeArtFOPTEOPID** record, as defined in section [2.2.8](#), that specifies the header for this property. The following table specifies the subfields.

Field	Meaning
opid.opid	A value that MUST be 0x0345.
opid.fBid	A value that MUST be 0x0.
opid.fComplex	A value that MUST be 0x0.

dxyCalloutLengthSpecified (4 bytes): A signed integer that specifies the length, in EMUs, of the first callout segment, as shown in the following figure. This value SHOULD be in the range from 0x00000000 through 0x0132F53F and MUST be ignored unless the **fCalloutLengthSpecified** bit of [Callout Boolean Properties](#) equals 0x1. The default value for this property is 0x00000000.

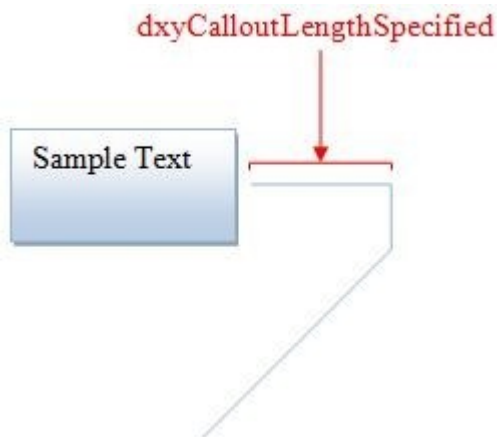


Figure 4: The first segment of the callout

2.3.3.7 Callout Boolean Properties

The **Callout Boolean Properties** specify a 32-bit field of Boolean properties for a callout shape.

0	1	2	3	4	5	6	7	8	9	10	11	12	13	14	15	16	17	18	19	20	21	22	23	24	25	26	27	28	29	30	31
opid										unused1										A	B	C	D	E	F	G					
unused2										H	I	J	K	L	M	N															

opid (2 bytes): An **OfficeArtFOPTEOPID** record, as defined in section [2.2.8](#), that specifies the header for this property. The following table specifies the subfields.

Field	Meaning
opid.opid	A value that MUST be 0x037F.
opid.fBid	A value that MUST be 0x0.

Field	Meaning
opid.fComplex	A value that MUST be 0x0.

unused1 (9 bits): A value that is undefined and MUST be ignored.

A - fUsefCallout (1 bit): A bit that specifies whether the **fCallout** bit is set. A value of 0x0 specifies that the **fCallout** bit MUST be ignored and the default value used instead. The default value for this property is 0x0.

B - fUsefCalloutAccentBar (1 bit): A bit that specifies whether the **fCalloutAccentBar** bit is set. A value of 0x0 specifies that the **fCalloutAccentBar** bit MUST be ignored and the default value used instead. The default value for this property is 0x0.

C - fUsefCalloutTextBorder (1 bit): A bit that specifies whether the **fCalloutTextBorder** bit is set. A value of 0x0 specifies that the **fCalloutTextBorder** bit MUST be ignored and the default value used instead. The default value for this property is 0x0.

D - fUsefCalloutMinusX (1 bit): A bit that specifies whether the **fCalloutMinusX** bit is set. A value of 0x0 specifies that the **fCalloutMinusX** bit MUST be ignored and the default value used instead. The default value for this property is 0x0.

E - fUsefCalloutMinusY (1 bit): A bit that specifies whether the **fCalloutMinusY** bit is set. A value of 0x0 specifies that the **fCalloutMinusY** bit MUST be ignored and the default value used instead. The default value for this property is 0x0.

F - fUsefCalloutDropAuto (1 bit): A bit that specifies whether the **fCalloutDropAuto** bit is set. A value of 0x0 specifies that the **fCalloutDropAuto** bit MUST be ignored and the default value used instead. The default value for this property is 0x0.

G - fUsefCalloutLengthSpecified (1 bit): A bit that specifies whether the **fCalloutLengthSpecified** bit is set. A value of 0x0 specifies that the **fCalloutLengthSpecified** bit MUST be ignored and the default value used instead. The default value for this property is 0x0.

unused2 (9 bits): A value that is undefined and MUST be ignored.

H - fCallout (1 bit): A bit that specifies whether the shape is a callout shape. This value MUST be ignored if **fUsefCallout** equals 0x0. The default value for this property is 0x0.

I - fCalloutAccentBar (1 bit): A bit that specifies whether the callout shape has an accent bar. This value MUST be ignored if **fUsefCalloutAccentBar** equals 0x0. The default value for this property is 0x0.

J - fCalloutTextBorder (1 bit): A bit that specifies whether the callout shape has a text border. This value MUST be ignored if **fUsefCalloutTextBorder** equals 0x0. The default value for this property is 0x1.

K - fCalloutMinusX (1 bit): A bit that specifies whether the callout shape is flipped on the x-axis. This value MUST be ignored if **fUsefCalloutMinusX** equals 0x0. The default value for this property is 0x0.

L - fCalloutMinusY (1 bit): A bit that specifies whether the callout shape is flipped on the y-axis. This value MUST be ignored if **fUsefCalloutMinusY** equals 0x0. The default value for this property is 0x0.

M - fCalloutDropAuto (1 bit): A bit that specifies whether the location of the callout shape is calculated based on the endpoint of the object being called out. If this value equals 0x1, the callout SHOULD be located at the **dxCalloutGap** property, as defined in section [2.3.3.2](#), value distance above or below the shape. This value MUST be ignored if **fUsefCalloutDropAuto** equals 0x0. The default value for this property is 0x0.

N - fCalloutLengthSpecified (1 bit): A bit that specifies whether the **dxCalloutLengthSpecified** property, as defined in section [2.3.3.6](#), SHOULD be used. This value MUST be ignored if **fUsefCalloutLengthSpecified** equals 0x0. The default value for this property is 0x0.

2.3.4 Group Shape

The **Group Shape** property set specifies properties that are applicable to a group (4) or a shape.

2.3.4.1 wzName

The **wzName** property specifies the name of a shape.

0	1	2	3	4	5	6	7	8	9	10	11	12	13	14	15	16	17	18	19	20	21	22	23	24	25	26	27	28	29	30	31
opid																wzName															
...																															

opid (2 bytes): An **OfficeArtFOPTEOPID** record, as defined in section [2.2.8](#), that specifies the header for this property. The following table specifies the subfields.

Field	Meaning
opid.opid	A value that MUST be 0x0380.
opid.fBid	A value that is undefined and MUST be ignored.
opid.fComplex	A bit that indicates whether the wzName_complex property, as defined in section 2.3.4.2 , exists. If the value equals 0x1, wzName_complex MUST exist.

wzName (4 bytes): The number of bytes of data in the **wzName_complex** property, as defined in section [2.3.4.2](#). If **opid.fComplex** equals 0x0, this value MUST equal 0x00000000. The default value for this property is 0x00000000.

2.3.4.2 wzName_complex

The **wzName_complex** property specifies additional data for the **wzName** property, as defined in section [2.3.4.1](#). If the **opid.fComplex** bit of **wzName** equals 0x1, this property MUST exist.

0	1	2	3	4	5	6	7	8	9	10	11	12	13	14	15	16	17	18	19	20	21	22	23	24	25	26	27	28	29	30	31
wzName_complex (variable)																															

...

wzName_complex (variable): A null-terminated Unicode string that specifies the name for this shape.

2.3.4.3 wzDescription

The **wzDescription** property specifies a textual description for a shape.

0	1	2	3	4	5	6	7	8	9	10	11	12	13	14	15	16	17	18	19	20	21	22	23	24	25	26	27	28	29	30	31
opid																wzDescription															
...																															

opid (2 bytes): An **OfficeArtFOPTEOPID** record, as defined in section [2.2.8](#), that specifies the header for this property. The following table specifies the subfields.

Field	Meaning
opid.opid	A value that MUST be 0x0381.
opid.fBid	A value that is undefined and MUST be ignored.
opid.fComplex	A bit that indicates whether the wzDescription_complex property, as defined in section 2.3.4.4 , exists. If the value equals 0x1, wzDescription_complex MUST exist.

wzDescription (4 bytes): The number of bytes of data in the **wzDescription_complex** property, as defined in section [2.3.4.4](#). If **opid.fComplex** equals 0x0, this value MUST be 0x00000000. The default value for this property is 0x00000000.

2.3.4.4 wzDescription_complex

The **wzDescription_complex** property specifies additional data for the **wzDescription** property, as defined in section [2.3.4.3](#). If the **opid.fComplex** bit of **wzDescription** equals 0x1, this property MUST exist.

0	1	2	3	4	5	6	7	8	9	10	11	12	13	14	15	16	17	18	19	20	21	22	23	24	25	26	27	28	29	30	31
wzDescription_complex (variable)																															
...																															

wzDescription_complex (variable): A null-terminated Unicode string that specifies the description for this shape.

2.3.4.5 piHShape

The **piHShape** property specifies a hyperlink for a shape.

0	1	2	3	4	5	6	7	8	9	10	11	12	13	14	15	16	17	18	19	20	21	22	23	24	25	26	27	28	29	30	31
opid																piHShape															
...																															

opid (2 bytes): An **OfficeArtFOPTEOPID** record, as defined in section [2.2.8](#), that specifies the header for this property. The following table specifies the subfields.

Field	Meaning
opid.opid	A value that MUST be 0x0382.
opid.fBid	A value that is undefined and MUST be ignored.
opid.fComplex	A bit that indicates whether the piHShape_complex property, as defined in section 2.3.4.6 , exists. If the value equals 0x1, piHShape_complex MUST exist.

piHShape (4 bytes): The number of bytes of data in the **piHShape_complex** property. If **opid.fComplex** equals 0x0, this value MUST be 0x00000000. The default value for this property is 0x00000000.

2.3.4.6 piHShape_complex

The **piHShape_complex** property specifies additional data for the **piHShape** property, as defined in section [2.3.4.5](#). If the **opid.fComplex** bit of **piHShape** equals 0x1, this property MUST exist.

0	1	2	3	4	5	6	7	8	9	10	11	12	13	14	15	16	17	18	19	20	21	22	23	24	25	26	27	28	29	30	31
piHShape_complex (variable)																															
...																															

piHShape_complex (variable): An **IHlink** record, as defined in section [2.2.60](#), that specifies the hyperlink for this shape.

2.3.4.7 pWrapPolygonVertices

The **pWrapPolygonVertices** property specifies a list of points that is used to define a **wrap polygon** for a shape.

0	1	2	3	4	5	6	7	8	9	10	11	12	13	14	15	16	17	18	19	20	21	22	23	24	25	26	27	28	29	30	31
opid																pWrapPolygonVertices															
...																															

opid (2 bytes): An **OfficeArtFOPTEOPID** record, as defined in section [2.2.8](#), that specifies the header for this property. The following table specifies the subfields.

Field	Meaning
opid.opid	A value that MUST be 0x0383.
opid.fBid	A value that is undefined and MUST be ignored.
opid.fComplex	A bit that indicates whether the pWrapPolygonVertices_complex property, as defined in section 2.3.4.8 , exists. If the value equals 0x1, pWrapPolygonVertices_complex MUST exist.

pWrapPolygonVertices (4 bytes): The number of bytes of data in the **pWrapPolygonVertices_complex** property, as defined in section [2.3.4.8](#). If **opid.fComplex** equals 0x0, this value MUST be 0x00000000. The default value for this property is 0x00000000.

2.3.4.8 pWrapPolygonVertices_complex

The **pWrapPolygonVertices_complex** property specifies additional data for the **pWrapPolygonVertices** property, as defined in section [2.3.4.7](#). If the **opid.fcomplex** bit of **pWrapPolygonVertices** equals 0x1, this property MUST exist.

0	1	2	3	4	5	6	7	8	9	10	11	12	13	14	15	16	17	18	19	20	21	22	23	24	25	26	27	28	29	30	31
pWrapPolygonVertices_complex (variable)																															
...																															

pWrapPolygonVertices_complex (variable): An **IMsoArray** record, as defined in section [2.2.51](#), of **POINT** structures, as defined in section [2.2.55](#), that defines the wrap polygon. The **POINT** structures exist in the same coordinate space as the shape. The coordinate space is specified by the **geoLeft**, as defined in section [2.3.6.1](#), **geoRight**, as defined in section [2.3.6.3](#), **geoTop**, as defined in section [2.3.6.2](#), and **geoBottom**, as defined in section [2.3.6.4](#), properties.

2.3.4.9 dxWrapDistLeft

The **dxWrapDistLeft** property specifies how close other document content can come to the left edge of this shape.

0	1	2	3	4	5	6	7	8	9	10	11	12	13	14	15	16	17	18	19	20	21	22	23	24	25	26	27	28	29	30	31
opid																dxWrapDistLeft															
...																															

opid (2 bytes): An **OfficeArtFOPTEOPID** record, as defined in section [2.2.8](#), that specifies the header for this property. The following table specifies the subfields.

Field	Meaning
opid.opid	A value that MUST be 0x0384.
opid.fBid	A value that MUST be 0x0.
opid.fComplex	A value that MUST be 0x0.

dxWrapDistLeft (4 bytes): A signed integer specifying the minimum distance, in application-defined units, that an object can be placed next to the left edge of the shape. The default value for this property is 0x0001BE7C.

2.3.4.10 dyWrapDistTop

The **dyWrapDistTop** property specifies how close other document content can come to the top edge of this shape.

0	1	2	3	4	5	6	7	8	9	10	11	12	13	14	15	16	17	18	19	20	21	22	23	24	25	26	27	28	29	30	31
opid																dyWrapDistTop															
...																															

opid (2 bytes): An **OfficeArtFOPTEOPID** record, as defined in section [2.2.8](#), that specifies the header for this property. The following table specifies the subfields.

Field	Meaning
opid.opid	A value that MUST be 0x0385.
opid.fBid	A value that MUST be 0x0.
opid.fComplex	A value that MUST be 0x0.

dyWrapDistTop (4 bytes): A signed integer that specifies the minimum distance, in application-defined units, that an object can be placed next to the top edge of the shape. The default value for this property is 0x00000000.

2.3.4.11 dxWrapDistRight

The **dxWrapDistRight** property specifies how close other document content can come to the right edge of this shape.

0	1	2	3	4	5	6	7	8	9	10	11	12	13	14	15	16	17	18	19	20	21	22	23	24	25	26	27	28	29	30	31
opid											dxWrapDistRight																				
...																															

opid (2 bytes): An **OfficeArtFOPTEOPID** record, as defined in section [2.2.8](#), that specifies the header for this property. The following table specifies the subfields.

Field	Meaning
opid.opid	A value that MUST be 0x0386.
opid.fBid	A value that MUST be 0x0.
opid.fComplex	A value that MUST be 0x0.

dxWrapDistRight (4 bytes): A signed integer that specifies the minimum distance, in application-defined units, that an object can be placed next to the right edge of the shape. The default value for this property is 0x0001BE7C.

2.3.4.12 dyWrapDistBottom

The **dyWrapDistBottom** property specifies how close other document content can come to the bottom edge of this shape.

0	1	2	3	4	5	6	7	8	9	10	11	12	13	14	15	16	17	18	19	20	21	22	23	24	25	26	27	28	29	30	31
opid											dyWrapDistBottom																				
...																															

opid (2 bytes): An **OfficeArtFOPTEOPID** record, as defined in section [2.2.8](#), that specifies the header for this property. The following table specifies the subfields.

Field	Meaning
opid.opid	A value that MUST be 0x0387.
opid.fBid	A value that MUST be 0x0.
opid.fComplex	A value that MUST be 0x0.

dyWrapDistBottom (4 bytes): A signed integer that specifies the minimum distance, in application-defined units, that an object can be placed next to the bottom edge of the shape. The default value for this property is 0x00000000.

2.3.4.13 lidRegroup

The **lidRegroup** property specifies the **regroup identifier** for this shape.

0	1	2	3	4	5	6	7	8	9	10	11	12	13	14	15	16	17	18	19	20	21	22	23	24	25	26	27	28	29	30	31
opid											lidRegroup																				
...																															

opid (2 bytes): An **OfficeArtFOPTEOPID** record, as defined in section [2.2.8](#), that specifies the header for this property. The following table specifies the subfields.

Field	Meaning
opid.opid	A value that MUST be 0x0388.
opid.fBid	A value that MUST be 0x0.
opid.fComplex	A value that MUST be 0x0.

lidRegroup (4 bytes): An unsigned integer that specifies the **FRID** data type, as defined in section [2.1.3](#), of this shape. The default value for this property is 0x00000000.

2.3.4.14 unused906

The **unused906** property is undefined and MUST be ignored.

0	1	2	3	4	5	6	7	8	9	10	11	12	13	14	15	16	17	18	19	20	21	22	23	24	25	26	27	28	29	30	31
opid											unused906																				
...																															

opid (2 bytes): An **OfficeArtFOPTEOPID** record, as defined in section [2.2.8](#), that specifies the header for this property. The following table specifies the subfields.

Field	Meaning
opid.opid	A value that MUST be 0x038A.
opid.fBid	A value that MUST be 0x0.
opid.fComplex	A value that MUST be 0x0.

unused906 (4 bytes): A value that is undefined and MUST be ignored.

2.3.4.15 wzTooltip

The **wzTooltip** property specifies a **ToolTip** for a hyperlink on a shape.

0	1	2	3	4	5	6	7	8	9	10	11	12	13	14	15	16	17	18	19	20	21	22	23	24	25	26	27	28	29	30	31
opid																wzTooltip															
...																															

opid (2 bytes): An **OfficeArtFOPTEOPID** record, as defined in section [2.2.8](#), that specifies the header for this property. The following table specifies the subfields.

Field	Meaning
opid.opid	A value that MUST be 0x038D.
opid.fBid	A value that is undefined and MUST be ignored.
opid.fComplex	A bit that indicates whether the wzTooltip_complex property, as defined in section 2.3.4.16 , exists. If the value equals 0x1, wzTooltip_complex MUST exist.

wzTooltip (4 bytes): The number of bytes of data in the **wzTooltip_complex** property, as defined in section [2.3.4.16](#). If **opid.fComplex** equals 0x0, this value MUST be 0x00000000. The default value for this property is 0x00000000.

2.3.4.16 wzTooltip_complex

The **wzTooltip_complex** property specifies additional data for the **wzTooltip** property, as defined in section [2.3.4.15](#). If the **opid.fComplex** bit of **wzTooltip** equals 0x1, this property MUST exist.

0	1	2	3	4	5	6	7	8	9	10	11	12	13	14	15	16	17	18	19	20	21	22	23	24	25	26	27	28	29	30	31
wzTooltip_complex (variable)																															
...																															

wzTooltip_complex (variable): A Unicode null-terminated string that specifies the text of the ToolTip.

2.3.4.17 wzScript

The **wzScript** property specifies a script that is attached to a shape.

0	1	2	3	4	5	6	7	8	9	10	11	12	13	14	15	16	17	18	19	20	21	22	23	24	25	26	27	28	29	30	31
opid																wzScript															
...																															

opid (2 bytes): An **OfficeArtFOPTEOPID** record, as defined in section [2.2.8](#), that specifies the header for this property. The following table specifies the subfields.

Field	Meaning
opid.opid	A value that MUST be 0x038E.
opid.fBid	A value that is undefined and MUST be ignored.
opid.fComplex	A bit that indicates whether the wzScript_complex , as defined in section 2.3.4.18 , property exists. If the value equals 0x1, wzScript_complex MUST exist.

wzScript (4 bytes): The number of bytes of data in the **wzScript_complex**, as defined in section [2.3.4.18](#), property. If **opid.fComplex** equals 0x0, this value MUST be 0x00000000. The default value for this property is 0x00000000.

2.3.4.18 wzScript_complex

The **wzScript_complex** property specifies additional data for the **wzScript** property, as defined in section [2.3.4.17](#). If the **opid.fComplex** bit of the **wzScript** property equals 0x1, this property MUST exist.

0	1	2	3	4	5	6	7	8	9	10	11	12	13	14	15	16	17	18	19	20	21	22	23	24	25	26	27	28	29	30	31
wzScript_complex (variable)																															
...																															

wzScript_complex (variable): A null-terminated Unicode string that specifies a script for a shape.

2.3.4.19 posh

The **posh** property specifies the type of horizontal positioning to use for a shape.

0	1	2	3	4	5	6	7	8	9	10	11	12	13	14	15	16	17	18	19	20	21	22	23	24	25	26	27	28	29	30	31
opid																posh															
...																															

opid (2 bytes): An **OfficeArtFOPTEOPID** record, as defined in section [2.2.8](#), that specifies the header for this property. The following table specifies the subfields.

Field	Meaning
opid.opid	A value that MUST be 0x038F.
opid.fBid	A value that MUST be 0x0.

Field	Meaning
opid.fComplex	A value that MUST be 0x0.

posh (4 bytes): An enumeration value that MAY [<20>](#) be used to determine how a shape is horizontally positioned, relative to the **page element** that is specified in the **posrelh** property, as defined in section [2.3.4.20](#). This value MUST be one of the values in the following table. The default value for this property is **msophAbs**.

Name	Value	Description
msophAbs	0x00000000	The shape is horizontally offset by an absolute distance from the page element.
msophLeft	0x00000001	The shape is horizontally positioned at the left side of the page element.
msophCenter	0x00000002	The shape is horizontally positioned at the center of the page element.
msophRight	0x00000003	The shape is horizontally positioned at the right side of the page element.
msophInside	0x00000004	The shape is horizontally positioned like msophLeft on odd-numbered pages and like msophRight on even-numbered pages.
msophOutside	0x00000005	The shape is horizontally positioned like msophRight on odd-numbered pages and like msophLeft on even-numbered pages.

2.3.4.20 posrelh

The **posrelh** property specifies a page element relative to which a shape is horizontally positioned.

0	1	2	3	4	5	6	7	8	9	10	11	12	13	14	15	16	17	18	19	20	21	22	23	24	25	26	27	28	29	30	31
opid																posrelh															
...																															

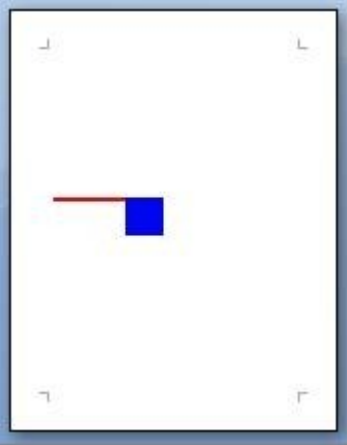
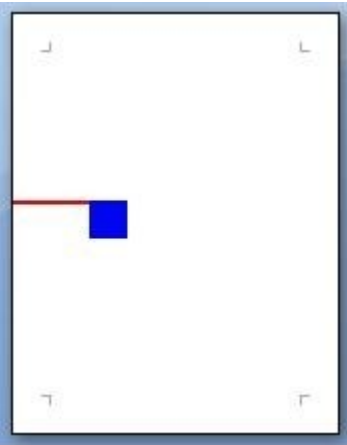
opid (2 bytes): An **OfficeArtFOPTEOPID** record, as defined in section [2.2.8](#), that specifies the header for this property. The following table specifies the subfields.



Field	Meaning
opid.opid	A value that MUST be 0x0390.
opid.fBid	A value that MUST be 0x0.
opid.fComplex	A value that MUST be 0x0.

posrelh (4 bytes): An enumeration value that MAY [<21>](#) be used to determine the page element that the horizontal position of a shape is relative to. This value MUST be one of the

values that are listed in the following tables. The default value for this property is **msoprhText**.




If the value of the **posh** property, as defined in section [2.3.4.19](#), equals **msophAbs**, the possible values for this property position the shape as shown in the following table.


Name	Value	Meaning
msoprhMargin	0x00000001	<p>The shape is horizontally positioned relative to the margins of the page:</p> 
msoprhPage	0x00000002	<p>The shape is horizontally positioned relative to the edges of the page:</p> 
msoprhText	0x00000003	<p>The shape is horizontally positioned relative to the column of text underneath it:</p>

Name	Value	Meaning
		
msoprhChar	0x00000004	<p>The shape is horizontally positioned relative to the character of text underneath it:</p> 


If the value of the **posh** property, as defined in section [2.3.4.19](#), equals **msophLeft**, the possible values for this property position the shape as shown in the following table.




Name	Value	Meaning
msoprhMargin	0x00000001	The shape is horizontally positioned relative to the margins of the page:

Name	Value	Meaning
		
msoprhPage	0x00000002	<p>The shape is horizontally positioned relative to the edges of the page:</p> 
msoprhText	0x00000003	<p>The shape is horizontally positioned relative to the column of text underneath it:</p> 



Name	Value	Meaning
msoprhChar	0x00000004	The shape is horizontally positioned relative to the character of text underneath it: 



If the value of the **posh** property, as defined in section [2.3.4.19](#), equals **msophCenter**, the possible values for this property position the shape as shown in the following table.

Name	Value	Meaning
msoprhMargin	0x00000001	The shape is horizontally positioned relative to the margins of the page: 
msoprhPage	0x00000002	The shape is horizontally positioned relative to the edges of the page:

Name	Value	Meaning
		
msoprhText	0x00000003	<p>The shape is horizontally positioned relative to the column of text underneath it:</p> 
msoprhChar	0x00000004	<p>The shape is horizontally positioned relative to the character of text underneath it:</p> 




If the value of the **posh** property, as defined in section [2.3.4.19](#), equals **msophRight**, the possible values for this property position the shape as shown in the following table.




Name	Value	Meaning
msoprhMargin	0x00000001	<p>The shape is horizontally positioned relative to the margins of the page:</p> 
msoprhPage	0x00000002	<p>The shape is horizontally positioned relative to the edges of the page:</p> 
msoprhText	0x00000003	<p>The shape is horizontally positioned relative to the column of text underneath it:</p>



Name	Value	Meaning
		
msoprhChar	0x00000004	<p>The shape is horizontally positioned relative to the character of text underneath it:</p> 

If the value of the **posh** property, as defined in section [2.3.4.19](#), equals **msophInside**, the possible values for this property position the shape as shown in the following table.

Name	Value	Meaning
msoprhMargin	0x00000001	<p>The shape is horizontally positioned relative to the margins of the page. Odd-numbered pages:</p>




Name	Value	Meaning
		 <p data-bbox="695 653 943 678">Even-numbered pages:</p> 
msoprhPage	0x00000002	<p data-bbox="695 1150 1377 1203">The shape is horizontally positioned relative to the edges of the page.</p> <p data-bbox="695 1209 935 1234">Odd-numbered pages:</p>  <p data-bbox="695 1696 943 1722">Even-numbered pages:</p>



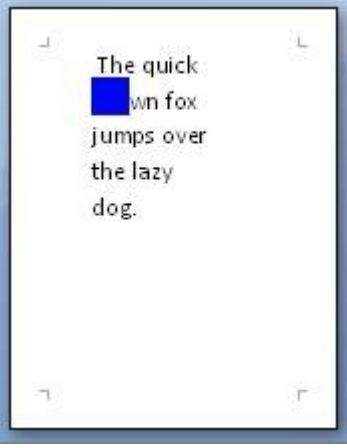
Name	Value	Meaning
		
msoprhText	0x00000003	<p>The shape is horizontally positioned relative to the column of text underneath it.</p> <p>Odd-numbered pages:</p>  <p>Even-numbered pages:</p> 



Name	Value	Meaning
msoprhChar	0x00000004	<p>The shape is horizontally positioned relative to the character of text underneath it.</p> <p>Odd-numbered pages:</p>  <p>Even-numbered pages:</p> 

If the value of the **posh** property, as defined in section [2.3.4.19](#), equals **msophOutside**, the possible values for this property position the shape as shown in the following table.

Name	Value	Meaning
msoprhMargin	0x00000001	<p>The shape is horizontally positioned relative to the margins of the page.</p> <p>Odd-numbered pages:</p>

Name	Value	Meaning
		 <p data-bbox="695 653 943 678">Even-numbered pages:</p> 
msoprhPage	0x00000002	<p data-bbox="695 1150 1377 1203">The shape is horizontally positioned relative to the edges of the page.</p> <p data-bbox="695 1213 935 1239">Odd-numbered pages:</p>  <p data-bbox="695 1696 943 1722">Even-numbered pages:</p>

Name	Value	Meaning
		
msoprhText	0x00000003	<p>The shape is horizontally positioned relative to the column of text underneath it.</p> <p>Odd-numbered pages:</p>  <p>Even-numbered pages:</p> 

Name	Value	Meaning
msoprhChar	0x00000004	<p>The shape is horizontally positioned relative to the character of text underneath it.</p> <p>Odd-numbered pages:</p>  <p>Even-numbered pages:</p> 

2.3.4.21 posv

The **posv** property specifies the type of vertical positioning to use for a shape.

0	1	2	3	4	5	6	7	8	9	10	11	12	13	14	15	16	17	18	19	20	21	22	23	24	25	26	27	28	29	30	31
opid															posv																
...																															

opid (2 bytes): An **OfficeArtFOPTEOPID** record, as defined in section [2.2.8](#), that specifies the header for this property. The following table specifies the subfields.

Field	Meaning
opid.opid	A value that MUST be 0x0391.
opid.fBid	A value that MUST be 0x0.
opid.fComplex	A value that MUST be 0x0.

posv (4 bytes): An enumeration value that MAY [<22>](#) be used to determine how a shape is vertically positioned, relative to the page element that is specified in the **posrelv** property, as defined in section [2.3.4.22](#). This value MUST be one of the values in the following table. The default value for this property is **msopvAbs**.

Name	Value	Description
msopvAbs	0x00000000	The shape is vertically offset by an absolute distance from the page element.
msopvTop	0x00000001	The shape is vertically positioned at the top of the page element.
msopvCenter	0x00000002	The shape is vertically positioned in the center of the page element.
msopvBottom	0x00000003	The shape is vertically positioned at the bottom of the page element.
msopvInside	0x00000004	The shape is vertically positioned like msopvTop on odd-numbered pages and like msopvBottom on even-numbered pages.
msopvOutside	0x00000005	The shape is vertically positioned like msopvBottom on odd-numbered pages and like msopvTop on even-numbered pages.

2.3.4.22 posrelv

The **posrelv** property specifies a page element relative to which a shape is vertically positioned.

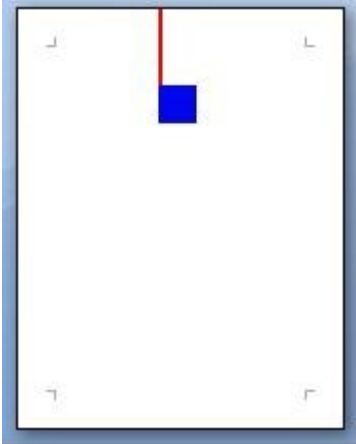

0	1	2	3	4	5	6	7	8	9	0	1	2	3	4	5	6	7	8	9	0	1	2	3	4	5	6	7	8	9	0	1		
opid																posrelv																	
...																																	



opid (2 bytes): An **OfficeArtFOPTEOPID** record, as defined in section [2.2.8](#), that specifies the header for this property. The following table specifies the subfields.

Field	Meaning
opid.opid	A value that MUST be 0x0392.
opid.fBid	A value that MUST be 0x0.
opid.fComplex	A value that MUST be 0x0.

posrelv (4 bytes): An enumeration value that MAY [<23>](#) be used to determine the page element that the horizontal position of a shape is relative to. This value MUST be one of the values that are listed in the following tables. The default value for this property is **msoprvtText**.




If the value of the **posv** property, as defined in section [2.3.4.21](#), equals **msopvAbs**, the possible values for this property position the shape as shown in the following table.

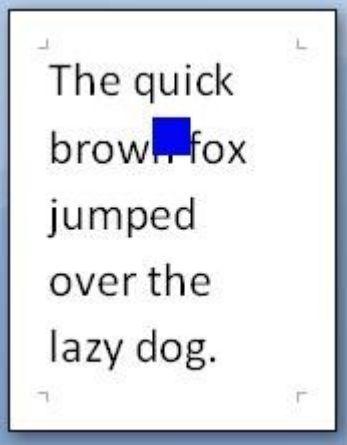
Name	Value	Meaning
msoprvmargin	0x00000001	<p>The shape is vertically positioned relative to the margins of the page:</p> 
msoprvpPage	0x00000002	<p>The shape is vertically positioned relative to the edges of the page:</p> 
msoprvtText	0x00000003	<p>The shape is vertically positioned relative to the paragraph of text underneath it:</p>

Name	Value	Meaning
		
msoprVLine	0x00000004	<p>The shape is vertically positioned relative to the line of text underneath it:</p> 


If the value of the **posv** property, as defined in section [2.3.4.21](#), equals **msopvTop**, the possible values for this property position the shape as shown in the following table.



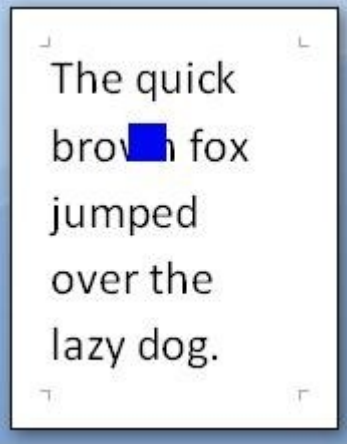
Name	Value	Meaning
msoprVMargin	0x00000001	The shape is vertically positioned relative to the margins of the page:

Name	Value	Meaning
		
msoprPage	0x00000002	<p>The shape is vertically positioned relative to the edges of the page:</p> 
msoprText	0x00000003	<p>The shape is vertically positioned relative to the paragraph of text underneath it:</p> 



Name	Value	Meaning
msoprVLine	0x00000004	The shape is vertically positioned relative to the line of text underneath it: 


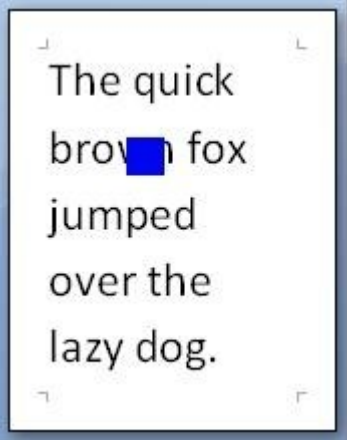
If the value of the **posv** property, as defined in section [2.3.4.21](#), equals **msopvCenter**, the possible values for this property position the shape as shown in the following table.

Name	Value	Meaning
msoprVMargin	0x00000001	The shape is vertically positioned relative to the margins of the page: 
msoprVPage	0x00000002	The shape is vertically positioned relative to the edges of the page:

Name	Value	Meaning
		
msoprvtText	0x00000003	<p>The shape is vertically positioned relative to the paragraph of text underneath it:</p> 
msoprvtLine	0x00000004	<p>The shape is vertically positioned relative to the line of text underneath it:</p> 



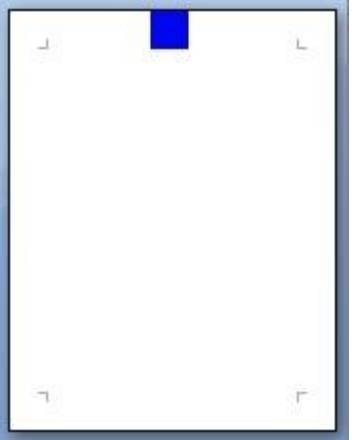
If the value of the **posv** property, as defined in section [2.3.4.21](#), equals **msopvBottom**, the possible values for this property position the shape as shown in the following table.




Name	Value	Meaning
msoprMargin	0x00000001	<p>The shape is vertically positioned relative to the margins of the page:</p> 
msoprPage	0x00000002	<p>The shape is vertically positioned relative to the edges of the page:</p> 
msoprText	0x00000003	<p>The shape is vertically positioned relative to the paragraph of text underneath it:</p>

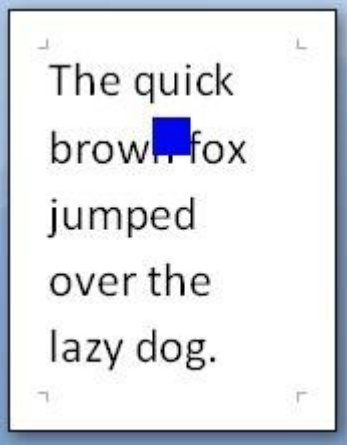
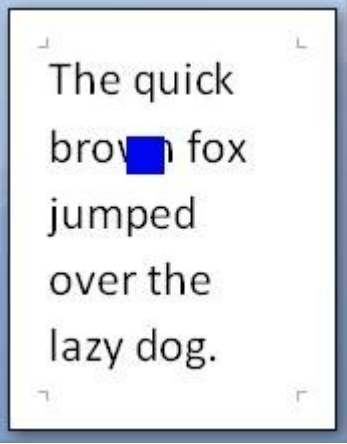
Name	Value	Meaning
		
msoprVLine	0x00000004	<p>The shape is vertically positioned relative to the line of text underneath it:</p> 

If the value of the **posv** property, as defined in section [2.3.4.21](#), equals **msopvInside**, the possible values for this property position the shape as shown in the following table.

Name	Value	Meaning
msoprVMargin	0x00000001	<p>The shape is vertically positioned relative to the margins of the page. Odd-numbered pages:</p>




Name	Value	Meaning
		 <p>Even-numbered pages:</p> 
msoprPage	0x00000002	<p>The shape is vertically positioned relative to the edges of the page.</p> <p>Odd-numbered pages:</p>  <p>Even-numbered pages:</p>




Name	Value	Meaning
		
msoprvtText	0x00000003	<p>The shape is vertically positioned relative to the paragraph of text underneath it.</p> <p>Odd-numbered pages:</p>  <p>Even-numbered pages:</p> 

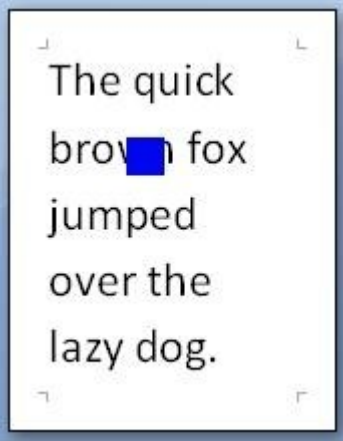
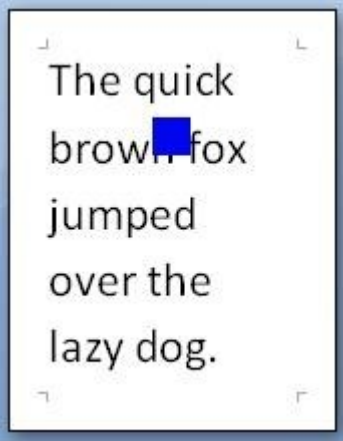
Name	Value	Meaning
msoprVLine	0x00000004	<p>The shape is vertically positioned relative to the line of text underneath it.</p> <p>Odd-numbered pages:</p>  <p>Even-numbered pages:</p> 

If the value of the **posv** property, as defined in section [2.3.4.21](#), equals **msopvOutside**, the possible values for this property position the shape as shown in the following table.

Name	Value	Meaning
msoprVMargin	0x00000001	<p>The shape is vertically positioned relative to the margins of the page.</p> <p>Odd-numbered pages:</p>

Name	Value	Meaning
		 <p data-bbox="695 653 943 680">Even-numbered pages:</p> 
msoprPage	0x00000002	<p data-bbox="695 1157 1349 1209">The shape is vertically positioned relative to the edges of the page.</p> <p data-bbox="695 1215 935 1243">Odd-numbered pages:</p>  <p data-bbox="695 1698 943 1726">Even-numbered pages:</p>

Name	Value	Meaning
		
msoprvtText	0x00000003	<p>The shape is vertically positioned relative to the paragraph of text underneath it.</p> <p>Odd-numbered pages:</p>  <p>Even-numbered pages:</p> 

Name	Value	Meaning
msoprVLine	0x00000004	<p>The shape is vertically positioned relative to the line of text underneath it.</p> <p>Odd-numbered pages:</p>  <p>Even-numbered pages:</p> 

2.3.4.23 pctHR

The **pctHR** property specifies the width of a **horizontal rule**, as a percentage of the page width. This property MAY [<24>](#) be ignored.

0	1	2	3	4	5	6	7	8	9	10	1	2	3	4	5	6	7	8	9	20	1	2	3	4	5	6	7	8	9	30	1		
opid																	pctHR																
...																																	

opid (2 bytes): An **OfficeArtFOPTEOPID** record, as defined in section [2.2.8](#), that specifies the header for this property. The following table specifies the subfields.

Field	Meaning
opid.opid	A value that MUST be 0x0393.
opid.fBid	A value that MUST be 0x0.
opid.fComplex	A value that MUST be 0x0.

pctHR (4 bytes): An unsigned integer that specifies the width of a horizontal rule as a percentage of the page's width, in units of 0.1%. The value MUST be greater than or equal to 0x00000000 and less than or equal to 0x000003E8. This property is used only if the **fHorizRule** bit of the [Group Shape Boolean Properties](#) is set. The default value for this property is 0x000003E8.

2.3.4.24 alignHR

The **alignHR** property specifies the alignment of a horizontal rule. This property MAY [<25>](#) be ignored.

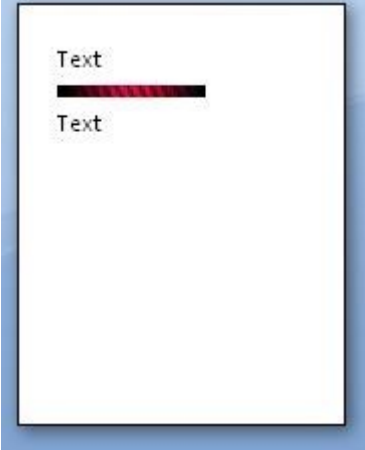
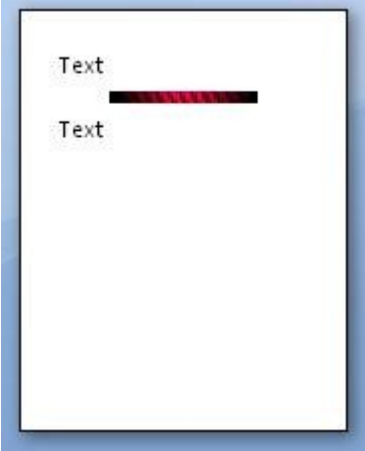
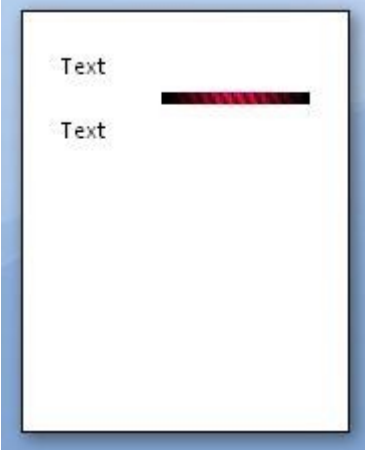
0	1	2	3	4	5	6	7	8	9	10	11	12	13	14	15	16	17	18	19	20	21	22	23	24	25	26	27	28	29	30	31
opid																alignHR															
...																															

opid (2 bytes): An **OfficeArtFOPTEOPID** record, as defined in section [2.2.8](#), that specifies the header for this property. The following table specifies the subfields.

Field	Meaning
opid.opid	A value that MUST be 0x0394.
opid.fBid	A value that MUST be 0x0.
opid.fComplex	A value that MUST be 0x0.

alignHR (4 bytes): An enumeration value that specifies the alignment of a horizontal rule. This property is used only if the **fHorizRule** bit of the [Group Shape Boolean Properties](#) is set. The value MUST be one of the values in the following table. The default value for this property is 0x00000000.

Value	Description
0x00000000	The horizontal rule is left-aligned:

Value	Description
	 <p>The diagram shows a white rectangular area with a blue border. Inside, the word "Text" is written at the top left. Below it is a horizontal red line with a black border, centered between the left and right margins. Below the line is another instance of the word "Text" at the same left position.</p>
0x00000001	<p>The horizontal rule is centered:</p>  <p>The diagram shows a white rectangular area with a blue border. Inside, the word "Text" is written at the top left. Below it is a horizontal red line with a black border, centered between the left and right margins. Below the line is another instance of the word "Text" at the same left position.</p>
0x00000002	<p>The horizontal rule is right-aligned:</p>  <p>The diagram shows a white rectangular area with a blue border. Inside, the word "Text" is written at the top left. Below it is a horizontal red line with a black border, aligned to the right margin. Below the line is another instance of the word "Text" at the same left position.</p>

2.3.4.25 dxHeightHR

The **dxHeightHR** property specifies the height of a horizontal rule. This property MAY [<26>](#) be ignored.

0	1	2	3	4	5	6	7	8	9	10	11	12	13	14	15	16	17	18	19	20	21	22	23	24	25	26	27	28	29	30	31
opid											dxHeightHR																				
...																															

opid (2 bytes): An **OfficeArtFOPTEOPID** record, as defined in section [2.2.8](#), that specifies the header for this property. The following table specifies the subfields.

Field	Meaning
opid.opid	A value that MUST be 0x0395.
opid.fBid	A value that MUST be 0x0.
opid.fComplex	A value that MUST be 0x0.

dxHeightHR (4 bytes): A signed integer that specifies the height, in 1440ths of an inch, of a horizontal rule. The value MUST be greater than or equal to 0x00000000. This property is used only if the **fHorizRule** bit of the [Group Shape Boolean Properties](#) is set. The default value for this property is 0x00000000.

2.3.4.26 dxWidthHR

The **dxWidthHR** property specifies the width of a horizontal rule. This property MAY [<27>](#) be ignored.

0	1	2	3	4	5	6	7	8	9	10	11	12	13	14	15	16	17	18	19	20	21	22	23	24	25	26	27	28	29	30	31
opid											dxWidthHR																				
...																															

opid (2 bytes): An **OfficeArtFOPTEOPID** record, as defined in section [2.2.8](#), that specifies the header for this property. The following table specifies the subfields.

Field	Meaning
opid.opid	A value that MUST be 0x0396.
opid.fBid	A value that MUST be 0x0.
opid.fComplex	A value that MUST be 0x0.

dxWidthHR (4 bytes): A signed integer that specifies the width, in 1440ths of an inch, of a horizontal rule. The value MUST be greater than or equal to 0x00000000. If the **pctHR**

property, as defined in section [2.3.4.23](#), is also set, it SHOULD be used instead and this property ignored. This property is used only if the **fHorizRule** bit of the [Group Shape Boolean Properties](#) is set. The default value for this property is 0x00000000.

2.3.4.27 wzScriptExtAttr

The **wzScriptExtAttr** property specifies an extra **HTML** attribute that is associated with a script block for a shape if this document is saved as HTML.

0	1	2	3	4	5	6	7	8	9	10	11	12	13	14	15	16	17	18	19	20	21	22	23	24	25	26	27	28	29	30	31
opid																wzScriptExtAttr															
...																															

opid (2 bytes): An **OfficeArtFOPTEOPID** record, as defined in section [2.2.8](#), that specifies the header for this property. The following table specifies the subfields.

Field	Meaning
opid.opid	A value that MUST be 0x0397.
opid.fBid	A value that is undefined and MUST be ignored.
opid.fComplex	A bit that indicates whether the wzScriptExtAttr_complex property, as defined in section 2.3.4.28 , exists. If the value equals 0x1, wzScriptExtAttr_complex MUST exist.

wzScriptExtAttr (4 bytes): The number of bytes of data in the **wzScriptExtAttr_complex** property. If **opid.fComplex** equals 0x0, this value MUST be 0x00000000. The default value for this property is 0x00000000.

2.3.4.28 wzScriptExtAttr_complex

The **wzScriptExtAttr_complex** property specifies additional data for the **wzScriptExtAttr** property, as defined in section [2.3.4.27](#). If the **opid.fComplex** bit of **wzScriptExtAttr** equals 0x1, this property MUST exist.

0	1	2	3	4	5	6	7	8	9	10	11	12	13	14	15	16	17	18	19	20	21	22	23	24	25	26	27	28	29	30	31
wzScriptExtAttr_complex (variable)																															
...																															

wzScriptExtAttr_complex (variable): A null-terminated Unicode string that specifies the extra attribute.

2.3.4.29 scriptLang

The **scriptLang** property specifies the language of the script on a shape.

0	1	2	3	4	5	6	7	8	9	10	11	12	13	14	15	16	17	18	19	20	21	22	23	24	25	26	27	28	29	30	31
opid																scriptLang															
...																															

opid (2 bytes): An **OfficeArtFOPTEOPID** record, as defined in section [2.2.8](#), that specifies the header for this property. The following table specifies the subfields.

Field	Meaning
opid.opid	A value that MUST be 0x0398.
opid.fBid	A value that MUST be 0x0.
opid.fComplex	A value that MUST be 0x0.

scriptLang (4 bytes): A signed integer that specifies the scripting language. The value MUST be one of the values in the following table. The default value for this property is 0x00000001.

Value	Meaning
0x00000001	JavaScript
0x00000002	VBScript
0x00000003	Active Server Pages (ASP)
0x00000004	Other language, which MUST be specified in the wzScriptLangAttr_complex property

2.3.4.30 wzScriptLangAttr

The **wzScriptLangAttr** property specifies the scripting language on a shape. If the **scriptLang** property, as defined in section [2.3.4.29](#), equals any value other than 0x00000004, this property MUST be ignored.

0	1	2	3	4	5	6	7	8	9	10	11	12	13	14	15	16	17	18	19	20	21	22	23	24	25	26	27	28	29	30	31
opid																wzScriptLangAttr															
...																															

opid (2 bytes): An **OfficeArtFOPTEOPID** record, as defined in section [2.2.8](#), that specifies the header for this property. The following table specifies the subfields.

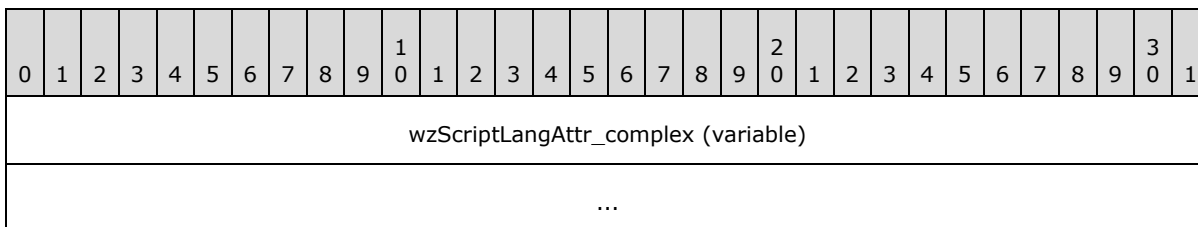
Field	Meaning
opid.opid	A value that MUST be 0x039A.
opid.fBid	A value that is undefined and MUST be ignored.

Field	Meaning
opid.fComplex	A bit that indicates whether the wzScriptLangAttr_complex property, as defined in section 2.3.4.31 , exists. If the value equals 0x1, wzScriptLangAttr_complex MUST exist.

wzScriptLangAttr (4 bytes): The number of bytes of data in the **wzScriptLangAttr_complex** property. If **opid.fComplex** equals 0x0, this value MUST be 0x00000000. The default value for this property is 0x00000000.

2.3.4.31 wzScriptLangAttr_complex

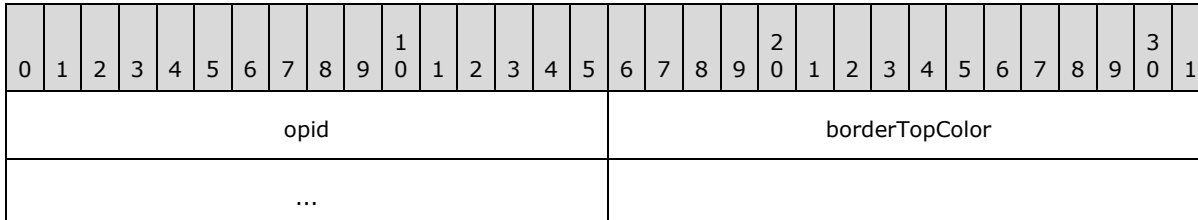
The **wzScriptLangAttr_complex** property specifies additional data for the **wzScriptLangAttr** property, as defined in section [2.3.4.30](#). If the **opid.fComplex** bit of **wzScriptLangAttr** equals 0x1, this property MUST exist.



wzScriptLangAttr_complex (variable): A null-terminated Unicode string containing the name of the scripting language that is used for the script on a shape.

2.3.4.32 borderTopColor

The **borderTopColor** property specifies the color for the top border of a picture shape.



opid (2 bytes): An **OfficeArtFOPTEOPID** record, as defined in section [2.2.8](#), that specifies the header for this property. The following table specifies the subfields.

Field	Meaning
opid.opid	A value that MUST be 0x039B.
opid.fBid	A value that MUST be 0x0.
opid.fComplex	A value that MUST be 0x0.

borderTopColor (4 bytes): An [OfficeArtCOLORREF](#) record, as defined in section [2.2.2](#), that specifies the color. The default value for this property is 0xFFFFFFFF.

2.3.4.33 borderLeftColor

The **borderLeftColor** property specifies the color for the left border of a picture shape.

0	1	2	3	4	5	6	7	8	9	10	11	12	13	14	15	16	17	18	19	20	21	22	23	24	25	26	27	28	29	30	31
opid											borderLeftColor																				
...																															

opid (2 bytes): An **OfficeArtFOPTEOPID** record, as defined in section [2.2.8](#), that specifies the header for this property. The following table specifies the subfields.

Field	Meaning
opid.opid	A value that MUST be 0x039C.
opid.fBid	A value that MUST be 0x0.
opid.fComplex	A value that MUST be 0x0.

borderLeftColor (4 bytes): An **OfficeArtCOLORREF** record, as defined in section [2.2.2](#), that specifies the color. The default value for this property is 0xFFFFFFFF.

2.3.4.34 borderBottomColor

The **borderBottomColor** property specifies the color for the bottom border of a picture shape.

0	1	2	3	4	5	6	7	8	9	10	11	12	13	14	15	16	17	18	19	20	21	22	23	24	25	26	27	28	29	30	31
opid											borderBottomColor																				
...																															

opid (2 bytes): An **OfficeArtFOPTEOPID** record, as defined in section [2.2.8](#), that specifies the header for this property. The following table specifies the subfields.

Field	Meaning
opid.opid	A value that MUST be 0x039D.
opid.fBid	A value that MUST be 0x0.
opid.fComplex	A value that MUST be 0x0.

borderBottomColor (4 bytes): An **OfficeArtCOLORREF** record, as defined in section [2.2.2](#), that specifies the color. The default value for this property is 0xFFFFFFFF.

2.3.4.35 borderRightColor

The **borderRightColor** property specifies the color for the right border of a picture shape.

0	1	2	3	4	5	6	7	8	9	10	11	12	13	14	15	16	17	18	19	20	21	22	23	24	25	26	27	28	29	30	31
opid																borderRightColor															
...																															

opid (2 bytes): An **OfficeArtFOPTEOPID** record, as defined in section [2.2.8](#), that specifies the header for this property. The following table specifies the subfields.

Field	Meaning
opid.opid	A value that MUST be 0x039E.
opid.fBid	A value that MUST be 0x0.
opid.fComplex	A value that MUST be 0x0.

borderRightColor (4 bytes): An **OfficeArtCOLORREF** record, as defined in section [2.2.2](#), that specifies the color. The default value for this property is 0xFFFFFFFF.

2.3.4.36 tableProperties

The **tableProperties** property specifies flags for a group (4) that represents a table. This property MAY [<28>](#) be ignored.

0	1	2	3	4	5	6	7	8	9	10	11	12	13	14	15	16	17	18	19	20	21	22	23	24	25	26	27	28	29	30	31
opid																tableProperties															
...																															

opid (2 bytes): An **OfficeArtFOPTEOPID** record, as defined in section [2.2.8](#), that specifies the header for this property. The following table specifies the subfields.

Field	Meaning
opid.opid	A value that MUST be 0x039F.
opid.fBid	A value that MUST be 0x0.
opid.fComplex	A value that MUST be 0x0.

tableProperties (4 bytes): A **TABLEFLAGS** record, as defined in section [2.2.59](#), that specifies the table-related flags for the group (4). The default value for this property is 0x00000000.

2.3.4.37 tableRowProperties

The **tableRowProperties** property specifies the minimum sizes of the rows in a table. This property MAY [<29>](#) be ignored.

0	1	2	3	4	5	6	7	8	9	10	11	12	13	14	15	16	17	18	19	20	21	22	23	24	25	26	27	28	29	30	31
opid																tableRowProperties															
...																															

opid (2 bytes): An **OfficeArtFOPTEOPID** record, as defined in section [2.2.8](#), that specifies the header for this property. The following table specifies the subfields.

Field	Meaning
opid.opid	A value that MUST be 0x03A0.
opid.fBid	A value that is undefined and MUST be ignored.
opid.fComplex	A bit that indicates whether the tableRowProperties_complex property, as defined in section 2.3.4.38 , exists. If the value equals 0x1, tableRowProperties_complex MUST exist.

tableRowProperties (4 bytes): The number of bytes of data in the **tableRowProperties_complex** property. If **opid.fComplex** equals 0x0, this value MUST be 0x00000000. The default value for this property is 0x00000000.

2.3.4.38 tableRowProperties_complex

The **tableRowProperties_complex** property specifies additional data for the **tableRowProperties** property, as defined in section [2.3.4.37](#). If the **opid.fComplex** bit of **tableRowProperties** equals 0x1, this property MUST exist.

0	1	2	3	4	5	6	7	8	9	10	11	12	13	14	15	16	17	18	19	20	21	22	23	24	25	26	27	28	29	30	31
tableRowProperties_complex (variable)																															
...																															

tableRowProperties_complex (variable): An **IMsoArray** record, as defined in section [2.2.51](#), of 32-bit signed integers that specify the minimum heights, in **master units**, of the rows in a table. The minimum heights are used if the rows do not contain wrapped text that would otherwise cause the rows to be taller. The array MUST contain the same number of elements as there are rows in the table. If the **fIsTable** bit in the **tableProperties** property, as defined in section [2.3.4.36](#), equals 0x00000000, this property SHOULD be ignored.

2.3.4.39 wzWebBot

The **wzWebBot** property specifies content for a **Web component**, as described in [\[MSDN-WebComp\]](#), that is associated with a shape if this document is saved as HTML.

0	1	2	3	4	5	6	7	8	9	10	11	12	13	14	15	16	17	18	19	20	21	22	23	24	25	26	27	28	29	30	31
opid																wzWebBot															
...																															

opid (2 bytes): An **OfficeArtFOPTEOPID** record, as defined in section [2.2.8](#), that specifies the header for this property. The following table specifies the subfields.

Field	Meaning
opid.opid	A value that MUST be 0x03A5.
opid.fBid	A value that is undefined and MUST be ignored.
opid.fComplex	A bit that indicates whether the wzWebBot_complex property, as defined in section 2.3.4.40 , exists. If the value equals 0x1, wzWebBot_complex MUST exist

wzWebBot (4 bytes): The number of bytes of data in the **wzWebBot_complex** property. If **opid.fComplex** equals 0x0, this value MUST be 0x00000000. The default value for this property is 0x00000000.

2.3.4.40 wzWebBot_complex

The **wzWebBot_complex** property specifies additional data for the **wzWebBot** property, as defined in section [2.3.4.39](#). If the **opid.fComplex** bit of **wzWebBot** equals 0x1, this property MUST exist.

0	1	2	3	4	5	6	7	8	9	10	11	12	13	14	15	16	17	18	19	20	21	22	23	24	25	26	27	28	29	30	31
wzWebBot_complex (variable)																															
...																															

wzWebBot_complex (variable): A null-terminated Unicode string that specifies the content for the Web component.

2.3.4.41 metroBlob

The **metroBlob** property specifies alternative XML content for a shape that MAY [<30>](#) be ignored. This property specifies a binary serialization of an Open Packaging Conventions container, as specified in [\[ISO/IEC29500-2:2012\]](#). The package contains an Office Open XML DrawingML document, as specified in [\[ISO/IEC29500-4:2011\]](#), Section 5.

0	1	2	3	4	5	6	7	8	9	10	11	12	13	14	15	16	17	18	19	20	21	22	23	24	25	26	27	28	29	30	31
opid																metroBlob															

...

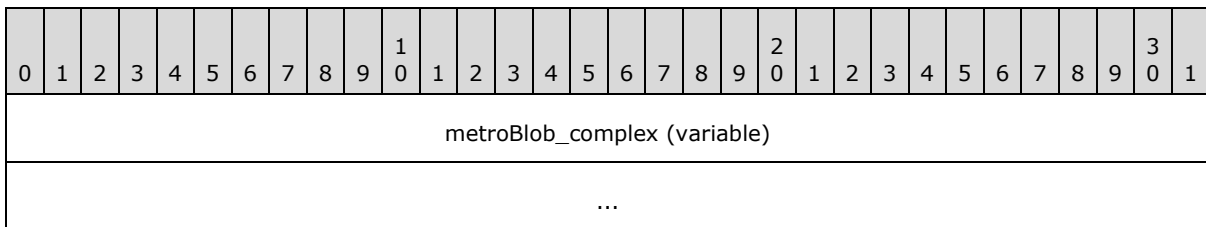
opid (2 bytes): An **OfficeArtFOPTEOPID** record, as defined in section [2.2.8](#), that specifies the header for this property. The following table specifies the subfields.

Field	Meaning
opid.opid	A value that MUST be 0x03A9.
opid.fBid	A value that is undefined and MUST be ignored.
opid.fComplex	A bit that indicates whether the metroBlob_complex property, as defined in section 2.3.4.42 , exists. If the value equals 0x1, the metroBlob_complex property MUST exist.

metroBlob (4 bytes): The number of bytes of data in the **metroBlob_complex** property. If **opid.fComplex** equals 0x0, this value MUST be 0x00000000. The default value for this property is 0x00000000.

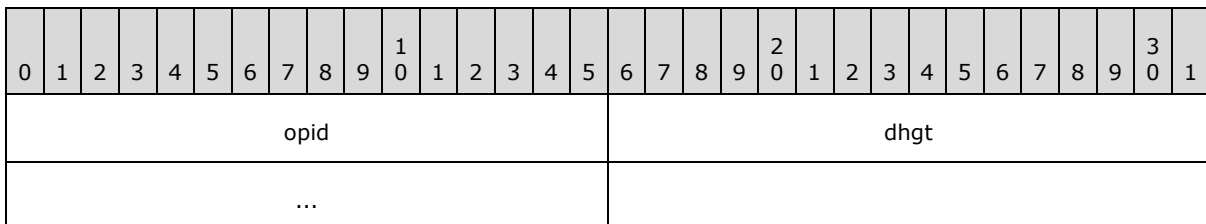
2.3.4.42 metroBlob_complex

The **metroBlob_complex** property specifies additional data for the **metroBlob** property, as defined in section [2.3.4.41](#). If the **opid.fComplex** bit of **metroBlob** equals 0x1, this property MUST exist.



2.3.4.43 dhgt

The **dhgt** property specifies the relative **z-order** of a shape. This property MAY [<31>](#) be ignored.



opid (2 bytes): An **OfficeArtFOPTEOPID** record, as defined in section [2.2.8](#), that specifies the header for this property. The following table specifies the subfields.

Field	Meaning
opid.opid	A value that MUST be 0x03AA.
opid.fBid	A value that MUST be 0x0.

- F - fUseUserDrawn (1 bit):** A bit that specifies whether the **fUserDrawn** bit is set. A value of 0x0 specifies that the **fUserDrawn** bit MUST be ignored and the default value used instead. The default value for this property is 0x0.
- G - fUseAllowOverlap (1 bit):** A bit that specifies whether the **fAllowOverlap** bit is set. A value of 0x0 specifies that the **fAllowOverlap** bit MUST be ignored and the default value used instead. The default value for this property is 0x0.
- H - fUseReallyHidden (1 bit):** A bit that specifies whether the **fReallyHidden** bit is set. A value of 0x0 specifies that the **fReallyHidden** bit MUST be ignored and the default value used instead. The default value for this property is 0x0.
- I - fUseScriptAnchor (1 bit):** A bit that specifies whether the **fScriptAnchor** bit is set. A value of 0x0 specifies that the **fScriptAnchor** bit MUST be ignored and the default value used instead. The default value for this property is 0x0.
- J - fUseEditedWrap (1 bit):** A bit that specifies whether the **fEditedWrap** bit is set. A value of 0x0 specifies that the **fEditedWrap** bit MUST be ignored and the default value used instead. The default value for this property is 0x0.
- K - fUseBehindDocument (1 bit):** A bit that specifies whether the **fBehindDocument** bit is set. A value of 0x0 specifies that the **fBehindDocument** bit MUST be ignored and the default value used instead. The default value for this property is 0x0.
- L - fUseOnDbClickNotify (1 bit):** A bit that specifies whether the **fOnDbClickNotify** bit is set. A value of 0x0 specifies that the **fOnDbClickNotify** bit MUST be ignored and the default value used instead. The default value for this property is 0x0.
- M - fUseIsButton (1 bit):** A bit that specifies whether the **fIsButton** bit is set. A value of 0x0 specifies that the **fIsButton** bit MUST be ignored and the default value used instead. The default value for this property is 0x0.
- N - fUseOneD (1 bit):** A bit that specifies whether the **fOneD** bit is set. A value of 0x0 specifies that the **fOneD** bit MUST be ignored and the default value used instead. The default value for this property is 0x0.
- O - fUseHidden (1 bit):** A bit that specifies whether the **fHidden** bit is set. A value of 0x0 specifies that the **fHidden** bit MUST be ignored and the default value used instead. The default value for this property is 0x0.
- P - fUsePrint (1 bit):** A bit that specifies whether the **fPrint** bit is set. A value of 0x0 specifies that the **fPrint** bit MUST be ignored and the default value used instead. The default value for this property is 0x0.
- Q - fLayoutInCell (1 bit):** A bit that specifies whether this shape is displayed inside a table cell. If **fUseLayoutInCell** equals 0x0, this value MUST be ignored. The default value for this property is 0x1.
- R - fIsBullet (1 bit):** A bit that specifies whether this shape is being used as a **picture bullet**. If **fUseIsBullet** equals 0x0, this value MUST be ignored. The default value for this property is 0x0.
- S - fStandardHR (1 bit):** A bit that specifies whether this horizontal rule is one that does not contain a picture. If **fUseStandardHR** equals 0x0, this value MUST be ignored. The default value for this property is 0x0.

- T - fNoshadeHR (1 bit):** A bit that specifies whether this horizontal rule uses a solid color fill without shading. If **fUsefNoshadeHR** equals 0x0, this value MUST be ignored. The default value for this property is 0x0.
- U - fHorizRule (1 bit):** A bit that specifies whether this shape is a horizontal rule. If **fUsefHorizRule** equals 0x0, this value MUST be ignored. The default value for this property is 0x0.
- V - fUserDrawn (1 bit):** A bit that specifies whether this shape has been added to a document master by the user. If **fUsefUserDrawn** equals 0x0, this value MUST be ignored. The default value for this property is 0x0.
- W - fAllowOverlap (1 bit):** A bit that specifies whether this shape is allowed to overlap another shape. If **fUsefAllowOverlap** equals 0x0, this value MUST be ignored. The default value for this property is 0x1.
- X - fReallyHidden (1 bit):** A bit that specifies whether this shape will be prevented from displaying. This property applies only to **script anchors**. The **fScriptAnchor** property MUST be set to 0x1 for the value of this property to be used. If **fUsefReallyHidden** equals 0x0, this value MUST be ignored. The default value for this property is 0x0.
- Y - fScriptAnchor (1 bit):** A bit that specifies whether this shape is a script anchor. If **fUsefScriptAnchor** equals 0x0, this value MUST be ignored. The default value for this property is 0x0.
- Z - fEditedWrap (1 bit):** A bit that specifies whether the wrap polygon for this shape has been edited by the user. If **fUsefEditedWrap** equals 0x0, this value MUST be ignored. The default value for this property is 0x0.
- a - fBehindDocument (1 bit):** A bit that specifies whether this shape is set to display behind other document content. If **fUsefBehindDocument** equals 0x0, this value MUST be ignored. The default value for this property is 0x0.
- b - fOnDbClickNotify (1 bit):** A bit that specifies whether the host application is to be notified when a double-click mouse event occurs for the shape. If **fUsefOnDbClickNotify** equals 0x0, this value MUST be ignored. The default value for this property is 0x0.
- c - fIsButton (1 bit):** A bit that specifies whether this shape is treated as a button that contains navigation information. If **fUsefIsButton** equals 0x0, this value MUST be ignored. The default value for this property is 0x0.
- d - fOneD (1 bit):** A bit that is unused and MUST be set to 0x0. If **fUsefOneD** equals 0x0, this value MUST be ignored. The default value for this property is 0x0.
- e - fHidden (1 bit):** A bit that specifies whether this shape will be prevented from displaying. If **fUsefHidden** equals 0x0, this value MUST be ignored. The default value for this property is 0x0.
- f - fPrint (1 bit):** A bit that specifies whether this shape will be rendered if the document is printed. If **fUsefPrint** equals 0x0, this value MUST be ignored. The default value for this property is 0x1.

2.3.5 Group Shape 2

The **Group Shape 2** property set specifies the relative position and size attributes of a shape.

2.3.5.1 pctHoriz

The **pctHoriz** property specifies the width of a shape as a percentage relative to the width of a page element. This property MAY [<32>](#) be ignored.

0	1	2	3	4	5	6	7	8	9	10	11	12	13	14	15	16	17	18	19	20	21	22	23	24	25	26	27	28	29	30	31		
opid											pctHoriz																						
...																																	

opid (2 bytes): An **OfficeArtFOPTEOPID** record, as defined in section [2.2.8](#), that specifies the header for this property. The following table specifies the subfields.

Field	Meaning
opid.opid	A value that MUST be 0x07C0.
opid.fBid	A value that MUST be 0x0.
opid.fComplex	A value that MUST be 0x0.

pctHoriz (4 bytes): An unsigned integer that specifies the width of a shape as a percentage relative to the width of a page element. The **sizerelh** property, as defined in section [2.3.5.5](#), specifies the page element. Units are specified in increments of 0.1%. This value MUST be greater than or equal to 0x00000000 and less than or equal to 0x00002710. The default value for this property is 0x00000000.

2.3.5.2 pctVert

The **pctVert** property specifies the height of a shape as a percentage relative to the height of a page element. This property MAY [<33>](#) be ignored.

0	1	2	3	4	5	6	7	8	9	10	11	12	13	14	15	16	17	18	19	20	21	22	23	24	25	26	27	28	29	30	31		
opid											pctVert																						
...																																	

opid (2 bytes): An **OfficeArtFOPTEOPID** record, as defined in section [2.2.8](#), that specifies the header for this property. The following table specifies the subfields.

Field	Meaning
opid.opid	A value that MUST be 0x07C1.
opid.fBid	A value that MUST be 0x0.
opid.fComplex	A value that MUST be 0x0.

pctVert (4 bytes): An unsigned integer that specifies the height of a shape as a percentage relative to the height of a page element. The **sizerelh** property, as defined in section [2.3.5.5](#), specifies the page element. Units are specified in increments of 0.1%. This value MUST be greater than or equal to 0x00000000 and less than or equal to 0x00002710. The default value for this property is 0x00000000.

2.3.5.3 pctHorizPos

The **pctHorizPos** property specifies the horizontal position of a shape as a percentage offset relative to the layout of a page element. The **posrelh** property, as defined in section [2.3.4.20](#), specifies the page element. This property MAY [<34>](#) be ignored.

0	1	2	3	4	5	6	7	8	9	10	11	12	13	14	15	16	17	18	19	20	21	22	23	24	25	26	27	28	29	30	31
opid																pctHorizPos															
...																															

opid (2 bytes): An **OfficeArtFOPTEOPID** record, as defined in section [2.2.8](#), that specifies the header for this property. The following table specifies the subfields.

Field	Meaning
opid.opid	A value that MUST be 0x07C2.
opid.fBid	A value that MUST be 0x0.
opid.fComplex	A value that MUST be 0x0.

pctHorizPos (4 bytes): A signed integer that specifies the horizontal position of a shape as a percentage offset relative to the horizontal position of a page element. Units are specified in increments of 0.1%. This value MUST be greater than or equal to 0xFFFFD8EF and less than or equal to 0x00002710. A value of 0x00000000 specifies that the horizontal position equals the left edge of the page element; a value of 0x00002710 specifies that the horizontal position equals the right edge of the page element. A value of 0xFFFFD8EF specifies that the horizontal position of the shape is not a relative percentage offset and not specified by this field. The default value for this property is 0xFFFFD8EF.

2.3.5.4 pctVertPos

The **pctVertPos** property specifies the vertical position of a shape as a percentage offset relative to the layout of a page element. The **posrelv** property, as defined in section [2.3.4.22](#), specifies the page element. This property MAY [<35>](#) be ignored.

0	1	2	3	4	5	6	7	8	9	10	11	12	13	14	15	16	17	18	19	20	21	22	23	24	25	26	27	28	29	30	31
opid																pctVertPos															
...																															

opid (2 bytes): An **OfficeArtFOPTEOPID** record, as defined in section [2.2.8](#), that specifies the header for this property. The following table specifies the subfields.

Field	Meaning
opid.opid	A value that MUST be 0x07C3.
opid.fBid	A value that MUST be 0x0.
opid.fComplex	A value that MUST be 0x0.

pctVertPos (4 bytes): A signed integer that specifies the vertical position of a shape as a percentage offset relative to the vertical position of a page element. Units are specified in increments of 0.1%. This value MUST be greater than or equal to 0xFFFFD8EF and less than or equal to 0x00002710. A value of 0x00000000 specifies that the vertical position equals the top edge of the page element; a value of 0x00002710 specifies that the vertical position equals the bottom edge of the page element. A value of 0xFFFFD8EF specifies that the vertical position of the shape is not a relative percentage offset and not specified by this field. The default value for this property is 0xFFFFD8EF.

2.3.5.5 sizereh

The **sizereh** property specifies the page element that has a width equal to 100% for the **pctHoriz** property, as defined in section [2.3.5.1](#). The page element specifies either the page or a part of the page on which the shape is located. This property MAY [<36>](#) be ignored.

0	1	2	3	4	5	6	7	8	9	10	11	12	13	14	15	16	17	18	19	20	21	22	23	24	25	26	27	28	29	30	31
opid																sizereh															
...																															

opid (2 bytes): An **OfficeArtFOPTEOPID** record, as defined in section [2.2.8](#), that specifies the header for this property. The following table specifies the subfields.

Field	Meaning
opid.opid	A value that MUST be 0x07C4.
opid.fBid	A value that MUST be 0x0.
opid.fComplex	A value that MUST be 0x0.

sizereh (4 bytes): An enumeration specifying the page element that has a width equal to 100% for the **pctHoriz** property, as defined in section [2.3.5.1](#). The page element specifies either the page or a part of the page on which the shape is located. This value MUST be one of the values in the following table. The default value for this property is **msosrhPage**.

Name	Value	Description
msosrhMargin	0x00000000	The page, excluding the margins.
msosrhPage	0x00000001	The page.

Name	Value	Description
msosrhLeftMargin	0x00000002	The left margin.
msosrhRightMargin	0x00000003	The right margin.
msosrhInsideMargin	0x00000004	The inside margin .
msosrhOutsideMargin	0x00000005	The outside margin .

2.3.5.6 sizerelev

The **sizerelev** property specifies the page element that has a height equal to 100% for the **pctVert** property, as defined in section [2.3.5.2](#). This property MAY [<37>](#) be ignored.

0	1	2	3	4	5	6	7	8	9	10	11	12	13	14	15	16	17	18	19	20	21	22	23	24	25	26	27	28	29	30	31
opid											sizerelev																				
...																															

opid (2 bytes): An **OfficeArtFOPTEOPID** record, as defined in section [2.2.8](#), that specifies the header for this property. The following table specifies the subfields.

Field	Meaning
opid.opid	A value that MUST be 0x07C5.
opid.fBid	A value that MUST be 0x0.
opid.fComplex	A value that MUST be 0x0.

sizerelev (4 bytes): An unsigned integer specifying the page element that has a height equal to 100% for the **pctVert** property, as defined in section [2.3.5.2](#). The page element specifies either the page or a part of the page on which the shape is located. This value MUST be one of the values in the following table. The default value for this property is **msosrvPage**.

Name	Value	Description
msosrvMargin	0x00000000	The page, excluding the margins.
msosrvPage	0x00000001	The page.
msosrvTopMargin	0x00000002	The top margin.
msosrvBottomMargin	0x00000003	The bottom margin.
msosrvInsideMargin	0x00000004	The inside margin.
msosrvOutsideMargin	0x00000005	The outside margin.

2.3.6 Geometry

The **Geometry** property set specifies the structure of a shape, including its points and how those points are connected. These properties also specify how the shape scales in size and how the user can manipulate the scaling.

2.3.6.1 geoLeft

The **geoLeft** property specifies the left coordinate of the geometry space for this shape.

0	1	2	3	4	5	6	7	8	9	10	11	12	13	14	15	16	17	18	19	20	21	22	23	24	25	26	27	28	29	30	31
opid																geoLeft															
...																															

opid (2 bytes): An **OfficeArtFOPTEOPID** record, as defined in section [2.2.8](#), that specifies the header for this property. The following table specifies the subfields.

Field	Meaning
opid.opid	A value that MUST be 0x0140.
opid.fBid	A value that MUST be 0x0.
opid.fComplex	A value that MUST be 0x0.

geoLeft (4 bytes): A signed integer that specifies the left coordinate of the geometry space for this shape. The **geoLeft**, **geoTop**, as defined in section [2.3.6.2](#), **geoRight**, as defined in section [2.3.6.3](#), and **geoBottom**, as defined in section [2.3.6.4](#), properties combine to define a rectangle that specifies an arbitrary coordinate system, called a geometry space, that geometry coordinates are specified in. When a shape is rendered, any points that are specified in the geometry space are translated into the coordinate system of the shape by matching the geometry space rectangle with the bounding rectangle of the shape, and scaling appropriately. The default value for this property is 0x00000000.

2.3.6.2 geoTop

The **geoTop** property specifies the top coordinate of the geometry space for this shape.

0	1	2	3	4	5	6	7	8	9	10	11	12	13	14	15	16	17	18	19	20	21	22	23	24	25	26	27	28	29	30	31
opid																geoTop															
...																															

opid (2 bytes): An **OfficeArtFOPTEOPID** record, as defined in section [2.2.8](#), that specifies the header for this property. The following table specifies the subfields.

Field	Meaning
opid.opid	A value that MUST be 0x0141.
opid.fBid	A value that MUST be 0x0.
opid.fComplex	A value that MUST be 0x0.

geoTop (4 bytes): A signed integer that specifies the top coordinate of the geometry space for this shape. The **geoLeft**, as defined in section [2.3.6.1](#), **geoTop**, **geoRight**, as defined in section [2.3.6.3](#), and **geoBottom**, as defined in section [2.3.6.4](#), properties combine to define a rectangle that specifies an arbitrary coordinate system, called a geometry space, that geometry coordinates are specified in. When a shape is rendered, any points that are specified in the geometry space are translated into the coordinate system of the shape by matching the geometry space rectangle with the bounding rectangle of the shape, and scaling appropriately. The default value for this property is 0x00000000.

2.3.6.3 geoRight

The **geoRight** property specifies the right coordinate of the geometry space for this shape.

0	1	2	3	4	5	6	7	8	9	10	11	12	13	14	15	16	17	18	19	20	21	22	23	24	25	26	27	28	29	30	31
opid																geoRight															
...																															

opid (2 bytes): An **OfficeArtFOPTEOPID** record, as defined in section [2.2.8](#), that specifies the header for this property. The following table specifies the subfields.

Field	Meaning
opid.opid	A value that MUST be 0x0142.
opid.fBid	A value that MUST be 0x0.
opid.fComplex	A value that MUST be 0x0.

geoRight (4 bytes): A signed integer that specifies the right coordinate of the geometry space for this shape. The **geoLeft**, as defined in section [2.3.6.1](#), **getTop**, as defined in section [2.3.6.2](#), **geoRight**, and **geoBottom**, as defined in section [2.3.6.4](#), properties combine to define a rectangle that specifies an arbitrary coordinate system, called a geometry space, that geometry coordinates are specified in. When a shape is rendered, any points that are specified in the geometry space are translated into the coordinate system of the shape by matching the geometry space rectangle with the bounding rectangle of the shape, and scaling appropriately. The default value for this property is 0x00005460.

2.3.6.4 geoBottom

The **geoBottom** property specifies the bottom coordinate of the geometry space for this shape.

0	1	2	3	4	5	6	7	8	9	10	11	12	13	14	15	16	17	18	19	20	21	22	23	24	25	26	27	28	29	30	31
opid																geoBottom															
...																															

opid (2 bytes): An **OfficeArtFOPTEOPID** record, as defined in section [2.2.8](#), that specifies the header for this property. The following table specifies the subfields.

Field	Meaning
opid.opid	A value that MUST be 0x0143.
opid.fBid	A value that MUST be 0x0.
opid.fComplex	A value that MUST be 0x0.

geoBottom (4 bytes): A signed integer that specifies the bottom coordinate of the geometry space for this shape. The **geoLeft**, as defined in section [2.3.6.1](#), **geoTop**, as defined in section [2.3.6.2](#), **geoRight**, as defined in section [2.3.6.3](#), and **geoBottom** properties combine to define a rectangle that specifies an arbitrary coordinate system, called a geometry space, that geometry coordinates are specified in. When a shape is rendered, any points that are specified in the geometry space are translated into the coordinate system of the shape by matching the geometry space rectangle with the bounding rectangle of the shape, and scaling appropriately. The default value for this property is 0x00005460.

2.3.6.5 shapePath

The **shapePath** property specifies the way that lines in this shape are to be drawn.

0	1	2	3	4	5	6	7	8	9	10	11	12	13	14	15	16	17	18	19	20	21	22	23	24	25	26	27	28	29	30	31
opid																shapePath															
...																															

opid (2 bytes): An **OfficeArtFOPTEOPID** record, as defined in section [2.2.8](#), that specifies the header for this property. The following table specifies the subfields.

Field	Meaning
opid.opid	A value that MUST be 0x0144.
opid.fBid	A value that MUST be 0x0.
opid.fComplex	A value that MUST be 0x0.

shapePath (4 bytes): An **MSOSHAPEPATH** enumeration value, as defined in section [2.4.9](#), that specifies how vertices in this shape, as specified in the **pVertices_complex** property, as defined in section [2.3.6.7](#), are connected. If the value is **msoshapeComplex**, the

pSegmentInfo_complex property, as defined in section [2.3.6.9](#), MUST exist and contain more-detailed instructions about how to connect the vertices in this shape. If **pSegmentInfo_complex** is neither NULL nor empty, this property MUST be ignored and the connections between vertices specified by **pSegmentInfo_complex**. The default value for this property is **msoshapeLinesClosed**.

2.3.6.6 pVertices

The **pVertices** property specifies the set of points that make up this shape.

0	1	2	3	4	5	6	7	8	9	10	11	12	13	14	15	16	17	18	19	20	21	22	23	24	25	26	27	28	29	30	31
opid																pVertices															
...																															

opid (2 bytes): An **OfficeArtFOPTEOPID** record, as defined in section [2.2.8](#), that specifies the header for this property. The following table specifies the subfields.

Field	Meaning
opid.opid	A value that MUST be 0x0145.
opid.fBid	A value that is undefined and MUST be ignored.
opid.fComplex	A bit that indicates whether the pVertices_complex property, as defined in section 2.3.6.7 , exists. If the value equals 0x1, the pVertices_complex property MUST exist.

pVertices (4 bytes): The number of bytes of data in the **pVertices_complex** property. If **opid.fComplex** equals 0x0, this value MUST be 0x00000000. The default value for this property is 0x00000000.

2.3.6.7 pVertices_complex

The **pVertices_complex** property specifies additional data for the **pVertices** property, as defined in section [2.3.6.6](#). If the **opid.fComplex** bit of **pVertices** equals 0x1, this property MUST exist.

0	1	2	3	4	5	6	7	8	9	10	11	12	13	14	15	16	17	18	19	20	21	22	23	24	25	26	27	28	29	30	31
pVertices_complex (variable)																															
...																															

pVertices_complex (variable): An **IMsoArray** record, as defined in section [2.2.51](#), of **POINT** structures, as defined in section [2.2.55](#), that represent the points comprising the geometry of this shape. The point coordinates are specified in geometry space units, unless a coordinate exists in the range from 0x80000000 through 0x8000007F. In that case, the value is not used directly. Instead, the final value is calculated by subtracting 0x80000000 from the original value, and then using that value as the zero-based index into the **pGuides_complex** array,

as defined in section [2.3.6.27](#), to specify the value that controls the position of that coordinate. The way that the points are connected is specified by a combination of the **shapePath**, as defined in section [2.3.6.5](#), and **pSegmentInfo_complex** properties, as defined in section [2.3.6.9](#).

2.3.6.8 pSegmentInfo

The **pSegmentInfo** property specifies how the vertices that are specified by the **pVertices_complex** property, as defined in section [2.3.6.7](#), of this shape are connected.

0	1	2	3	4	5	6	7	8	9	10	11	12	13	14	15	16	17	18	19	20	21	22	23	24	25	26	27	28	29	30	31
opid																pSegmentInfo															
...																															

opid (2 bytes): An **OfficeArtFOPTEOPID** record, as defined in section [2.2.8](#), that specifies the header for this property. The following table specifies the subfields.

Field	Meaning
opid.opid	A value that MUST be 0x0146.
opid.fBid	A value that is undefined and MUST be ignored.
opid.fComplex	A bit that indicates whether the pSegmentInfo_complex property, as defined in section 2.3.6.9 , exists. If the value equals 0x1, pSegmentInfo_complex MUST exist.

pSegmentInfo (4 bytes): The number of bytes of data in the **pSegmentInfo_complex** property, as defined in section [2.3.6.9](#). If **opid.fComplex** equals 0x0, this value MUST be 0x00000000. The default value for this property is 0x00000000.

2.3.6.9 pSegmentInfo_complex

The **pSegmentInfo_complex** property specifies additional data for the **pSegmentInfo** property, as defined in section [2.3.6.8](#). If the **opid.fComplex** bit of **pSegmentInfo** equals 0x1, this property MUST exist.

0	1	2	3	4	5	6	7	8	9	10	11	12	13	14	15	16	17	18	19	20	21	22	23	24	25	26	27	28	29	30	31
pSegmentInfo_complex (variable)																															
...																															

pSegmentInfo_complex (variable): An **IMsoArray** record, as defined in section [2.2.51](#), of **MSOPATHINFO** records, as defined in section [2.2.53](#), that specify how the vertices of this shape, as specified in the **pVertices_complex** property, as defined in section [2.3.6.7](#), are connected.

2.3.6.10 adjustValue

The **adjustValue** property specifies a value that a user can change to adjust the geometry of the shape. Such an adjustment is accomplished through the interaction of several properties of this shape. An adjust handle, as specified in the **pAdjustHandles_complex** property, as defined in section [2.3.6.25](#), controls how the user's input is translated into a value in the geometry space to store in this property. That value is used as a parameter in the formulas of the **pGuides_complex** array, as defined in section [2.3.6.27](#). The results of the formulas comprise a set of values that can be used to control the geometry of the shape, but those values cannot be edited by the user. The **pVertices_complex** array, as defined in section [2.3.6.7](#), refers to these values to specify where the vertices exist in the geometry space. Because of these interactions, the meaning of the value of the **adjustValue** property depends on the individual shape type and on the formulas that are specified for that shape type.

0	1	2	3	4	5	6	7	8	9	10	11	12	13	14	15	16	17	18	19	20	21	22	23	24	25	26	27	28	29	30	31
opid																adjustValue															
...																															

opid (2 bytes): An **OfficeArtFOPTEOPID** record, as defined in section [2.2.8](#), that specifies the header for this property. The following table specifies the subfields.

Field	Meaning
opid.opid	A value that MUST be 0x0147.
opid.fBid	A value that MUST be 0x0.
opid.fComplex	A value that MUST be 0x0.

adjustValue (4 bytes): A signed integer that is used to adjust the geometry of this shape. The default value for this property is 0x00000000.

2.3.6.11 adjust2Value

The **adjust2Value** property specifies a value that a user can change to adjust the geometry of the shape. Such an adjustment is accomplished through the interaction of several properties of this shape. An adjust handle, as specified in the **pAdjustHandles_complex** property, as defined in section [2.3.6.25](#), controls how the user's input is translated into a value in the geometry space to store in this property. That value is used as a parameter in the formulas of the **pGuides_complex** array, as defined in section [2.3.6.27](#). The results of the formulas comprise a set of values that can be used to control the geometry of the shape, but those values cannot be edited by the user. The **pVertices_complex** array, as defined in section [2.3.6.7](#), refers to these values to specify where the vertices exist in the geometry space. Because of these interactions, the meaning of the value of the **adjust2Value** property depends on the individual shape type and on the formulas that are specified for that shape type.

0	1	2	3	4	5	6	7	8	9	10	11	12	13	14	15	16	17	18	19	20	21	22	23	24	25	26	27	28	29	30	31
opid																adjust2Value															
...																															

opid (2 bytes): An **OfficeArtFOPTEOPID** record, as defined in section [2.2.8](#), that specifies the header for this property. The following table specifies the subfields.

Field	Meaning
opid.opid	A value that MUST be 0x0148.
opid.fBid	A value that MUST be 0x0.
opid.fComplex	A value that MUST be 0x0.

adjust2Value (4 bytes): A signed integer that is used to adjust the geometry of this shape. The default value for this property is 0x00000000.

2.3.6.12 adjust3Value

The **adjust3Value** property specifies a value that a user can change to adjust the geometry of the shape. Such an adjustment is accomplished through the interaction of several properties of this shape. An adjust handle, as specified in the **pAdjustHandles_complex** property, as defined in section [2.3.6.25](#), controls how the user's input is translated into a value in the geometry space to store in this property. That value is used as a parameter in the formulas of the **pGuides_complex** array, as defined in section [2.3.6.27](#). The results of the formulas comprise a set of values that can be used to control the geometry of the shape, but those values cannot be edited by the user. The **pVertices_complex** array, as defined in section [2.3.6.7](#), refers to these values to specify where the vertices exist in the geometry space. Because of these interactions, the meaning of the value of the **adjust3Value** property depends on the individual shape type and on the formulas that are specified for that shape type.

0	1	2	3	4	5	6	7	8	9	10	11	12	13	14	15	16	17	18	19	20	21	22	23	24	25	26	27	28	29	30	31
opid																adjust3Value															
...																															

opid (2 bytes): An **OfficeArtFOPTEOPID** record, as defined in section [2.2.8](#), that specifies the header for this property. The following table specifies the subfields.

Field	Meaning
opid.opid	A value that MUST be 0x0149.
opid.fBid	A value that MUST be 0x0.
opid.fComplex	A value that MUST be 0x0.

adjust3Value (4 bytes): A signed integer that is used to adjust the geometry of this shape. The default value for this property is 0x00000000.

2.3.6.13 adjust4Value

The **adjust4Value** property specifies a value that a user can change to adjust the geometry of the shape. Such an adjustment is accomplished through the interaction of several properties of this shape. An adjust handle, as specified in the **pAdjustHandles_complex** property, as defined in section [2.3.6.25](#), controls how the user's input is translated into a value in the geometry space to store in this property. That value is used as a parameter in the formulas of the **pGuides_complex** array, as defined in section [2.3.6.27](#). The results of the formulas comprise a set of values that can be used to control the geometry of the shape, but those values cannot be edited by the user. The **pVertices_complex** array refers to these values to specify where the vertices exist in the geometry space. Because of these interactions, the meaning of the value of the **adjust4Value** property depends on the individual shape type and on the formulas that are specified for that shape type.

0	1	2	3	4	5	6	7	8	9	10	11	12	13	14	15	16	17	18	19	20	21	22	23	24	25	26	27	28	29	30	31
opid																adjust4Value															
...																															

opid (2 bytes): An **OfficeArtFOPTEOPID** record, as defined in section [2.2.8](#), that specifies the header for this property. The following table specifies the subfields.

Field	Meaning
opid.opid	A value that MUST be 0x014A.
opid.fBid	A value that MUST be 0x0.
opid.fComplex	A value that MUST be 0x0.

adjust4Value (4 bytes): A signed integer that is used to adjust the geometry of this shape. The default value for this property is 0x00000000.

2.3.6.14 adjust5Value

The **adjust5Value** property specifies a value that a user can change to adjust the geometry of the shape. Such an adjustment is accomplished through the interaction of several properties of this shape. An adjust handle, as specified in the **pAdjustHandles_complex** property, as defined in section [2.3.6.25](#), controls how the user's input is translated into a value in the geometry space to store in this property. That value is used as a parameter in the formulas of the **pGuides_complex** array, as defined in section [2.3.6.27](#). The results of the formulas comprise a set of values that can be used to control the geometry of the shape, but those values cannot be edited by the user. The **pVertices_complex** array refers to these values to specify where the vertices exist in the geometry space. Because of these interactions, the meaning of the value of the **adjust5Value** property depends on the individual shape type and on the formulas that are specified for that shape type.

0	1	2	3	4	5	6	7	8	9	10	11	12	13	14	15	16	17	18	19	20	21	22	23	24	25	26	27	28	29	30	31
opid																adjust5Value															
...																															

opid (2 bytes): An **OfficeArtFOPTEOPID** record, as defined in section [2.2.8](#), that specifies the header for this property. The following table specifies the subfields.

Field	Meaning
opid.opid	A value that MUST be 0x014B.
opid.fBid	A value that MUST be 0x0.
opid.fComplex	A value that MUST be 0x0.

adjust5Value (4 bytes): A signed integer used to adjust the geometry of this shape. The default value for this property is 0x00000000.

2.3.6.15 adjust6Value

The **adjust6Value** property specifies a value that a user can change to adjust the geometry of the shape. Such an adjustment is accomplished through the interaction of several properties of this shape. An adjust handle, as specified in the **pAdjustHandles_complex** property, as defined in section [2.3.6.25](#), controls how the user's input is translated into a value in the geometry space to store in this property. That value is used as a parameter in the formulas of the **pGuides_complex** array, as defined in section [2.3.6.27](#). The results of the formulas comprise a set of values that can be used to control the geometry of the shape, but those values cannot be edited by the user. The **pVertices_complex** array refers to these values to specify where the vertices exist in the geometry space. Because of these interactions, the meaning of the value of the **adjust6Value** property depends on the individual shape type and on the formulas that are specified for that shape type.

0	1	2	3	4	5	6	7	8	9	10	11	12	13	14	15	16	17	18	19	20	21	22	23	24	25	26	27	28	29	30	31
opid																adjust6Value															
...																															

opid (2 bytes): An **OfficeArtFOPTEOPID** record, as defined in section [2.2.8](#), that specifies the header for this property. The following table specifies the subfields.

Field	Meaning
opid.opid	A value that MUST be 0x014C.
opid.fBid	A value that MUST be 0x0.
opid.fComplex	A value that MUST be 0x0.

adjust6Value (4 bytes): A signed integer that is used to adjust the geometry of this shape. The default value for this property is 0x00000000.

2.3.6.16 adjust7Value

The **adjust7Value** property specifies a value that a user can change to adjust the geometry of the shape. Such an adjustment is accomplished through the interaction of several properties of this shape. An adjust handle, as specified in the **pAdjustHandles_complex** property, as defined in section [2.3.6.25](#), controls how the user’s input is translated into a value in the geometry space to store in this property. That value is used as a parameter in the formulas of the **pGuides_complex** array, as defined in section [2.3.6.27](#). The results of the formulas comprise a set of values that can be used to control the geometry of the shape, but those values cannot be edited by the user. The **pVertices_complex** array refers to these values to specify where the vertices exist in the geometry space. Because of these interactions, the meaning of the value of the **adjust7Value** property depends on the individual shape type and on the formulas that are specified for that shape type.

0	1	2	3	4	5	6	7	8	9	10	11	12	13	14	15	16	17	18	19	20	21	22	23	24	25	26	27	28	29	30	31
opid																adjust7Value															
...																															

opid (2 bytes): An **OfficeArtFOPTEOPID** record, as defined in section [2.2.8](#), that specifies the header for this property. The following table specifies the subfields.

Field	Meaning
opid.opid	A value that MUST be 0x014D.
opid.fBid	A value that MUST be 0x0.
opid.fComplex	A value that MUST be 0x0.

adjust7Value (4 bytes): A signed integer that is used to adjust the geometry of this shape. The default value for this property is 0x00000000.

2.3.6.17 adjust8Value

The **adjust8Value** property specifies a value that a user can change to adjust the geometry of the shape. Such an adjustment is accomplished through the interaction of several properties of this shape. An adjust handle, as specified in the **pAdjustHandles_complex** property, as defined in section [2.3.6.25](#), controls how the user’s input is translated into a value in the geometry space to store in this property. That value is used as a parameter in the formulas of the **pGuides_complex** array, as defined in section [2.3.6.27](#). The results of the formulas comprise a set of values that can be used to control the geometry of the shape, but those values cannot be edited by the user. The **pVertices_complex** array refers to these values to specify where the vertices exist in the geometry space. Because of these interactions, the meaning of the value of the **adjust8Value** property depends on the individual shape type and on the formulas that are specified for that shape type.

0	1	2	3	4	5	6	7	8	9	10	11	12	13	14	15	16	17	18	19	20	21	22	23	24	25	26	27	28	29	30	31
opid																adjust8Value															
...																															

opid (2 bytes): An **OfficeArtFOPTEOPID** record, as defined in section [2.2.8](#), that specifies the header for this property. The following table specifies the subfields.

Field	Meaning
opid.opid	A value that MUST be 0x014E.
opid.fBid	A value that MUST be 0x0.
opid.fComplex	A value that MUST be 0x0.

adjust8Value (4 bytes): A signed integer that is used to adjust the geometry of this shape. The default value for this property is 0x00000000.

2.3.6.18 pConnectionSites

The **pConnectionSites** property specifies an array of connection sites that a user can employ to create a link between shapes.

0	1	2	3	4	5	6	7	8	9	10	11	12	13	14	15	16	17	18	19	20	21	22	23	24	25	26	27	28	29	30	31
opid																pConnectionSites															
...																															

opid (2 bytes): An **OfficeArtFOPTEOPID** record, as defined in section [2.2.8](#), that specifies the header for this property. The following table specifies the subfields.

Field	Meaning
opid.opid	A value that MUST be 0x0151.
opid.fBid	A value that is undefined and MUST be ignored.
opid.fComplex	A bit that indicates whether the pConnectionSites_complex property, as defined in section 2.3.6.19 , exists. If the value equals 0x1, pConnectionSites_complex MUST exist.

pConnectionSites (4 bytes): The number of bytes of data in the **pConnectionSites_complex** property. If **opid.fComplex** equals 0x0, this value MUST be 0x00000000. The default value for this property is 0x00000000.

2.3.6.19 pConnectionSites_complex

The **pConnectionSites_complex** property specifies additional data for the **pConnectionSites** property, as defined in section [2.3.6.18](#). If the **opid.fComplex** bit of **pConnectionSites** equals 0x1, this property MUST exist.

0	1	2	3	4	5	6	7	8	9	10	11	12	13	14	15	16	17	18	19	20	21	22	23	24	25	26	27	28	29	30	31
pConnectionSites_complex (variable)																															
...																															

pConnectionSites_complex (variable): An **IMsoArray** record, as defined in section [2.2.51](#), of **POINT** structures, as defined in section [2.2.55](#), that specify where connection sites are located on this shape. If the **cxk** property, as defined in section [2.3.6.30](#), does not equal **msocxkCustom**, this property MUST be ignored. The point coordinates are specified in geometry space units, unless a coordinate exists in the range from 0x80000000 through 0x8000007F. In that case, the value is not used directly. Instead, the final value is calculated by subtracting 0x80000000 from the original value, and then using that value as the zero-based index into the **pGuides_complex** array, as defined in section [2.3.6.27](#), to specify the value that controls the position of that coordinate.

2.3.6.20 pConnectionSitesDir

The **pConnectionSitesDir** property specifies an array of angles, which correspond to the connection sites in the **pConnectionSites_complex** property, as defined in section [2.3.6.19](#), that are used to determine the direction in which each connector links to its corresponding connection site.

0	1	2	3	4	5	6	7	8	9	10	11	12	13	14	15	16	17	18	19	20	21	22	23	24	25	26	27	28	29	30	31
opid																pConnectionSitesDir															
...																															

opid (2 bytes): An **OfficeArtFOPTEOPID** record, as defined in section [2.2.8](#), that specifies the header for this property. The following table specifies the subfields.

Field	Meaning
opid.opid	A value that MUST be 0x0152.
opid.fBid	A value that is undefined and MUST be ignored.
opid.fComplex	A bit that indicates whether the pConnectionSitesDir_complex property exists. If the value equals 0x1, pConnectionSitesDir_complex MUST exist.

pConnectionSitesDir (4 bytes): The number of bytes of data in the **pConnectionSitesDir_complex** property, as defined in section [2.3.6.21](#). If **opid.fComplex**

equals 0x0, this value MUST be 0x00000000. The default value for this property is 0x00000000.

2.3.6.21 pConnectionSitesDir_complex

The **pConnectionSitesDir_complex** property specifies additional data for the **pConnectionSitesDir** property, as defined in section 2.3.6.20. If the **opid.fComplex** bit of **pConnectionSitesDir** equals 0x1, this property MUST exist.

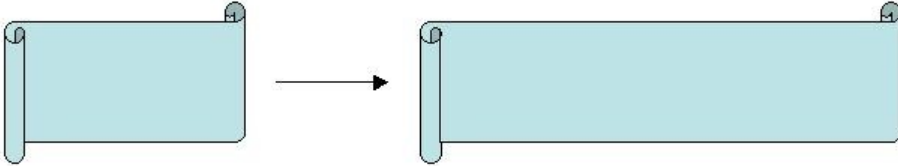
0	1	2	3	4	5	6	7	8	9	10	11	12	13	14	15	16	17	18	19	20	21	22	23	24	25	26	27	28	29	30	31
pConnectionSitesDir_complex (variable)																															
...																															

pConnectionSitesDir_complex (variable): An **IMsoArray** record, as defined in section 2.2.51, of **FixedPoint** structures, as specified in [MS-OSHARED] section 2.2.1.6, that represent the angles, in degrees, at which each connector SHOULD connect to its corresponding connection site in the **pConnectionSites_complex** array, as defined in section 2.3.6.19. If this property is specified, it MUST contain the same number of elements as the **pConnectionSites_complex** array.

2.3.6.22 xLimo

The **xLimo** property specifies the x-coordinate above which limousine scaling will be used in the horizontal direction. Such limousine scaling means that the points with an x-coordinate greater than **xLimo** will have their x-coordinates incremented rather than linearly scaled. The net effect is that area will be added to the interior of the shape without any modifications to the geometry on the sides.

The following table shows what resizing a shape looks like when **xLimo** is specified and when it is not.

xLimo specified?	Meaning
Yes	Resizing the shape in the horizontal direction causes the points with an x-coordinate greater than xLimo to be incremented rather than scaled: 
No	Resizing the shape in the horizontal direction causes the x-coordinate of all the points to be linearly scaled:

xLimo specified?	Meaning

0	1	2	3	4	5	6	7	8	9	10	11	12	13	14	15	16	17	18	19	20	21	22	23	24	25	26	27	28	29	30	31		
opid																xLimo																	
...																																	

opid (2 bytes): An **OfficeArtFOPTEOPID** record, as defined in section [2.2.8](#), that specifies the header for this property. The following table specifies the subfields.

Field	Meaning
opid.opid	A value that MUST be 0x0153.
opid.fBid	A value that MUST be 0x0.
opid.fComplex	A value that MUST be 0x0.

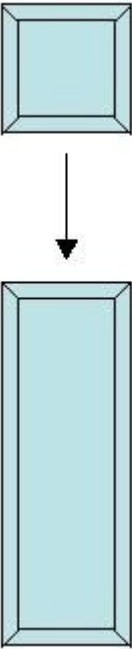
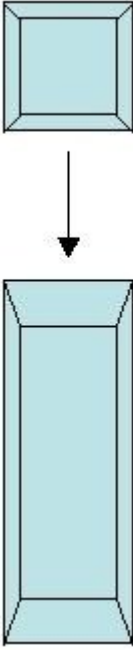
xLimo (4 bytes): A signed integer that represents the x-coordinate in the geometry space above which limousine scaling will be used. The default value for this property is 0x80000000.

2.3.6.23 yLimo

The **yLimo** property specifies the y-coordinate above which limousine scaling will be used in the vertical direction. Such limousine scaling means that the points with a y-coordinate greater than **yLimo** will have their y-coordinates incremented rather than linearly scaled. The net effect is that area will be added to the interior of the shape without any modifications to the geometry on the sides.

The following table shows what resizing a shape looks like when **yLimo** is specified and when it is not.

yLimo specified?	Meaning
Yes	Resizing the shape in the vertical direction causes the points with a y-coordinate greater

yLimo specified?	Meaning
	 <p>than yLimo to be incremented rather than scaled:</p>
No	<p>Resizing the shape in the vertical direction causes the y-coordinate of all the points to be linearly scaled:</p> 

0	1	2	3	4	5	6	7	8	9	10	11	12	13	14	15	16	17	18	19	20	21	22	23	24	25	26	27	28	29	30	31
opid																yLimo															
...																															

opid (2 bytes): An **OfficeArtFOPTEOPID** record, as defined in section [2.2.8](#), that specifies the header for this property. The following table specifies the subfields.

Field	Meaning
opid.opid	A value that MUST be 0x0154.
opid.fBid	A value that MUST be 0x0.
opid.fComplex	A value that MUST be 0x0.

yLimo (4 bytes): A signed integer that represents the y-coordinate in the geometry space above which limousine scaling will be used. The default value for this property is 0x80000000.

2.3.6.24 pAdjustHandles

The **pAdjustHandles** property specifies an array of adjust handles that allow a user to manipulate the geometry of this shape.

0	1	2	3	4	5	6	7	8	9	10	11	12	13	14	15	16	17	18	19	20	21	22	23	24	25	26	27	28	29	30	31
opid																pAdjustHandles															
...																															

opid (2 bytes): An **OfficeArtFOPTEOPID** record, as defined in section [2.2.8](#), that specifies the header for this property. The following table specifies the subfields.

Field	Meaning
opid.opid	A value that MUST be 0x0155.
opid.fBid	A value that is undefined and MUST be ignored.
opid.fComplex	A bit that indicates whether the pAdjustHandles_complex property, as defined in section 2.3.6.25 , exists. If the value equals 0x1, pAdjustHandles_complex MUST exist.

pAdjustHandles (4 bytes): The number of bytes of data in the **pAdjustHandles_complex** property. If **opid.fComplex** equals 0x0, this value MUST be 0x00000000. The default value for this property is 0x00000000.

2.3.6.25 pAdjustHandles_complex

The **pAdjustHandles_complex** property specifies additional data for the **pAdjustHandles** property, as defined in section [2.3.6.24](#). If the **opid.fComplex** bit of **pAdjustHandles** equals 0x1, this property MUST exist.

0	1	2	3	4	5	6	7	8	9	10	11	12	13	14	15	16	17	18	19	20	21	22	23	24	25	26	27	28	29	30	31
pAdjustHandles_complex (variable)																															
...																															

pAdjustHandles_complex (variable): An **IMsoArray** record, as defined in section [2.2.51](#), of **ADJH** records, as defined in section [2.2.57](#), specifying a set of adjust handles that SHOULD<38> be used to allow a user to manipulate the geometry of this shape.

2.3.6.26 pGuides

The **pGuides** property specifies a set of formulas that are used to calculate values for defining the geometry of this shape.

0	1	2	3	4	5	6	7	8	9	10	11	12	13	14	15	16	17	18	19	20	21	22	23	24	25	26	27	28	29	30	31
opid										pGuides																					
...																															

opid (2 bytes): An **OfficeArtFOPTEOPID** record, as defined in section [2.2.8](#), that specifies the header for this property. The following table specifies the subfields.

Field	Meaning
opid.opid	A value that MUST be 0x0156.
opid.fBid	A value that is undefined and MUST be ignored.
opid.fComplex	A bit that indicates whether the pGuides_complex property, as defined in section 2.3.6.27 , exists. If the value equals 0x1, pGuides_complex MUST exist.

pGuides (4 bytes): The number of bytes of data in the **pGuides_complex** property, as defined in section [2.3.6.27](#). If **opid.fComplex** equals 0x0, this value MUST be 0x00000000. The default value for this property is 0x00000000.

2.3.6.27 pGuides_complex

The **pGuides_complex** property specifies additional data for the **pGuides** property, as defined in section [2.3.6.26](#). If the **opid.fComplex** bit of **pGuides** equals 0x1, this property MUST exist.

0	1	2	3	4	5	6	7	8	9	10	11	12	13	14	15	16	17	18	19	20	21	22	23	24	25	26	27	28	29	30	31
pGuides_complex (variable)																															
...																															

pGuides_complex (variable): An **IMsoArray** record, as defined in section [2.2.51](#) of **SG** records, as defined in section [2.2.58](#), specifying a set of values that are used to define the geometry of this shape. This array **MUST NOT** have more than 128 elements.

2.3.6.28 pInscribe

The **pInscribe** property specifies an array of rectangles that specify how text is inscribed within this shape.

0	1	2	3	4	5	6	7	8	9	10	11	12	13	14	15	16	17	18	19	20	21	22	23	24	25	26	27	28	29	30	31
opid																pInscribe															
...																															

opid (2 bytes): An **OfficeArtFOPTEOPID** record, as defined in section [2.2.8](#), that specifies the header for this property. The following table specifies the subfields.

Field	Meaning
opid.opid	A value that MUST be 0x0157.
opid.fBid	A value that is undefined and MUST be ignored.
opid.fComplex	A bit that indicates whether the pInscribe_complex property, as defined in section 2.3.6.29 , exists. If the value equals 0x1, pInscribe_complex MUST exist.

pInscribe (4 bytes): The number of bytes of data in the **pInscribe_complex** property, as defined in section [2.3.6.29](#). If **opid.fComplex** equals 0x0, this value **MUST** be 0x00000000. The default value for this property is 0x00000000.

2.3.6.29 pInscribe_complex

The **pInscribe_complex** property specifies additional data for the **pInscribe** property, as defined in section [2.3.6.28](#). If the **opid.fComplex** bit of **pInscribe** equals 0x1, this property **MUST** exist.

0	1	2	3	4	5	6	7	8	9	10	11	12	13	14	15	16	17	18	19	20	21	22	23	24	25	26	27	28	29	30	31
pInscribe_complex (variable)																															
...																															

pInscribe_complex (variable): An **IMsoArray** record, as defined in section [2.2.51](#), of **RECT** records, as defined in section [2.2.56](#), that specify the rectangle within this shape in which text is inscribed. The coordinates in the **RECT** records are specified in the geometry space, unless a coordinate exists in the range from 0x80000000 through 0x8000007F. In that case, the value is not used directly. Instead, the final value is calculated by subtracting 0x80000000 from the original value, and then using that value as the zero-based index into the **pGuides_complex** array, as defined in section [2.3.6.27](#), to specify the value that is used.

The algorithm for calculating the inscribed rectangle varies based on the number of rectangles that are provided and on whether the text exists in a horizontal or a vertical layout. The text is laid out vertically if the **txflTextFlow** property of this shape equals **msotxfITtoBA**, **msotxfIBtoT**, **msotxfITtoBN**, or **msotxfIVertN**. Otherwise, the text is laid out horizontally. The number of rectangles that are provided MUST be zero, one, two, three, or six. The following table describes the meaning of each of these numbers of rectangles.

Number of rectangles	Meaning
Zero	The text is inscribed in the rectangle within the shape.
One	The text is inscribed in the single rectangle that is provided.
Two	If the text exists in a horizontal layout, it is inscribed in the first rectangle that is provided. If the text exists in a vertical layout, it is inscribed in the second rectangle that is provided.
Three	The three rectangles specify the minimum, middle, and maximum rectangles to use for both vertical and horizontal layouts. If the pAdjustHandles_complex property, as defined in section 2.3.6.25 , is either not specified or empty, the minimum rectangle is used. Otherwise, the adjustValue property, as defined in section 2.3.6.10 , and the first ADJH record, as defined in section 2.2.57 , in the pAdjustHandles_complex property are used to determine how to interpolate among the three rectangles. If the apX value of the first ADJH record is controlling the adjustValue property because it equals 0x00000100, the adjustValue property is compared with xMin and xMax . Otherwise, the adjustValue property is compared with yMin and yMax . If the value of the adjustValue property is less than the midway point between these values, the inscribed rectangle is calculated by a linear interpolation between the minimum and middle rectangles. If the value of the adjustValue property is greater than the midway point between these values, the inscribed rectangle is calculated by a linear interpolation between the middle and maximum rectangles.
Six	The first three rectangles specify the minimum, middle, and maximum rectangles to use if the text exists in a horizontal layout. The last three rectangles specify the minimum, middle, and maximum rectangles to use if the text exists in a vertical layout. The same algorithm as the one for the case of three rectangles is used.

2.3.6.30 cxx

The **cxx** property specifies where **connection points** exist on the shape.

0	1	2	3	4	5	6	7	8	9	1	2	3	4	5	6	7	8	9	2	0	1	2	3	4	5	6	7	8	9	3	0	1
opid															cxx																	

...

opid (2 bytes): An **OfficeArtFOPTEOPID** record, as defined in section [2.2.8](#), that specifies the header for this property. The following table specifies the subfields.

Field	Meaning
opid.opid	A value that MUST be 0x0158.
opid.fBid	A value that MUST be 0x0.
opid.fComplex	A value that MUST be 0x0.

cxk (4 bytes): An **MSOCXK** enumeration value, as defined in section [2.4.10](#), that specifies where connection points exist on the shape. If this value is **msocxkCustom**, the **pConnectionSites_complex** property, as defined in section [2.3.6.19](#), specifies where the custom connection points are located. The default value for this property is **msocxkSegments**.

2.3.6.31 Geometry Boolean Properties

The **Geometry Boolean Properties** specify a 32-bit field of Boolean properties for the geometry properties of the shape.

0	1	2	3	4	5	6	7	8	9	10	11	12	13	14	15	16	17	18	19	20	21	22	23	24	25	26	27	28	29	30	31
opid										unused1						A	B	C	D	E	F	G	H	I	J						
unused3										K	L	M	N	O	P	Q	R	S	T												

opid (2 bytes): An **OfficeArtFOPTEOPID** record, as defined in section [2.2.8](#), that specifies the header for this property. The following table specifies the subfields.

Field	Meaning
opid.opid	A value that MUST be 0x017F.
opid.fBid	A value that MUST be 0x0.
opid.fComplex	A value that MUST be 0x0.

unused1 (6 bits): A value that is undefined and MUST be ignored.

D - unused2 (1 bit): A value that is undefined and MUST be ignored.

E - fUseShadowOK (1 bit): A bit that specifies whether the **fShadowOK** bit is set. A value of 0x0 specifies that the **fShadowOK** bit MUST be ignored and the default value used instead. The default value for this property is 0x0.

- F - fUsef3DOK (1 bit):** A bit that specifies whether the **f3DOK** bit is set. A value of 0x0 specifies that the **f3DOK** bit MUST be ignored and the default value used instead. The default value for this property is 0x0.
- G - fUsefLineOK (1 bit):** A bit that specifies whether the **fLineOK** bit is set. A value of 0x0 specifies that the **fLineOK** bit MUST be ignored and the default value used instead. The default value for this property is 0x0.
- H - fUsefGtextOK (1 bit):** A bit that specifies whether the **fGtextOK** bit is set. A value of 0x0 specifies that the **fGtextOK** bit MUST be ignored and the default value used instead. The default value for this property is 0x0.
- I - fUsefFillShadeShapeOK (1 bit):** A bit that specifies whether the **fFillShadeShapeOK** bit is set. A value of 0x0 specifies that the **fFillShadeShapeOK** bit MUST be ignored and the default value used instead. The default value for this property is 0x0.
- J - fUsefFillOK (1 bit):** A bit that specifies whether the **fFillOK** bit is set. A value of 0x0 specifies that the **fFillOK** bit MUST be ignored and the default value used instead. The default value for this property is 0x0.
- unused3 (6 bits):** A value that is undefined and MUST be ignored.
- N - unused4 (1 bit):** A value that is undefined and MUST be ignored.
- O - fShadowOK (1 bit):** A bit that specifies whether to display the shadow of this shape. This value SHOULD [<39>](#) be ignored. If **fUsefShadowOK** equals 0x0, this value MUST be ignored. The default value for this property is 0x1.
- P - f3DOK (1 bit):** A bit that specifies whether to display the extrusion effect of this shape. If **fUsef3DOK** equals 0x0, this value MUST be ignored. The default value for this property is 0x1.
- Q - fLineOK (1 bit):** A bit that specifies whether to display the line of this shape. If **fUsefLineOK** equals 0x0, this value MUST be ignored. The default value for this property is 0x1.
- R - fGtextOK (1 bit):** A bit that specifies whether to display the text aligned to this shape. If **fUsefGtextOK** equals 0x0, this value MUST be ignored. The default value for this property is 0x0.
- S - fFillShadeShapeOK (1 bit):** A bit that specifies whether the fill is aligned to the shape. A value of 0x0 specifies that the fill is aligned to the bounding rectangle of the shape. A value of 0x1 specifies that the fill is aligned to the shape itself. If **fUsefFillShadeShapeOK** equals 0x0, this value MUST be ignored. The default value for this property is 0x0.
- T - fFillOK (1 bit):** A bit that specifies whether to display the fill of this shape. If **fUsefFillOK** equals 0x0, this value MUST be ignored. The default value for this property is 0x1.

2.3.7 Fill Style

The **Fill Style** property set specifies the fill attributes of either the shape or the background of the slide.

2.3.7.1 fillType

The **fillType** property specifies the type of fill to display with the shape or the background of the slide.

0	1	2	3	4	5	6	7	8	9	10	11	12	13	14	15	16	17	18	19	20	21	22	23	24	25	26	27	28	29	30	31
opid																fillType															
...																															

opid (2 bytes): An **OfficeArtFOPTEOPID** record, as defined in section [2.2.8](#), that specifies the header for this property. The following table specifies the subfields.

Field	Meaning
opid.opid	A value that MUST be 0x0180.
opid.fBid	A value that MUST be 0x0.
opid.fComplex	A value that MUST be 0x0.

fillType (4 bytes): An **MSOFILLTYPE** enumeration value, as defined in section [2.4.11](#), that specifies the type of fill. The default value for this property is **msofillSolid**.

2.3.7.2 fillColor

The **fillColor** property specifies the foreground color of the fill.

0	1	2	3	4	5	6	7	8	9	10	11	12	13	14	15	16	17	18	19	20	21	22	23	24	25	26	27	28	29	30	31
opid																fillColor															
...																															

opid (2 bytes): An **OfficeArtFOPTEOPID** record, as defined in section [2.2.8](#), that specifies the header for this property. The following table specifies the subfields.

Field	Meaning
opid.opid	A value that MUST be 0x0181.
opid.fBid	A value that MUST be 0x0.
opid.fComplex	A value that MUST be 0x0.

fillColor (4 bytes): An **OfficeArtCOLORREF** record, as defined in section [2.2.2](#), that specifies the foreground color of the fill. The **fillColor** property and the **fillBackColor** property, as defined in section [2.3.7.4](#), are interpreted according to the value of the **fillType** property, as defined in section [2.3.7.1](#), as specified by the following table. The default value for this property is 0x00FFFFFF.

fillType	fillColor	fillBackColor
msofillSolid	The foreground color.	Unused.

fillType	fillColor	fillBackColor
msofillPattern	The foreground color of the pattern.	The background color of the pattern.
msofillTexture	Unused.	Unused.
msofillPicture	Unused.	Unused.
msofillShade	The first color of the shade if the fillShadeColors_complex property, as defined in section 2.3.7.27 , is used.	The last color of the shade if the fillShadeColors_complex property is used.
msofillShadeCenter	The first color of the shade if the fillShadeColors_complex property is used.	The last color of the shade if the fillShadeColors_complex property is used.
msofillShadeShape	The first color of the shade if the fillShadeColors_complex property is used.	The last color of the shade if the fillShadeColors_complex property is used.
msofillShadeScale	The first color of the shade if the fillShadeColors_complex property is used.	The last color of the shade if the fillShadeColors_complex property is used.
msofillShadeTitle	The first color of the shade if the fillShadeColors_complex property is used.	The last color of the shade if the fillShadeColors_complex property is used.
msofillBackground	Unused.	Unused.

2.3.7.3 fillOpacity

The **fillOpacity** property specifies the foreground opacity level of the fill.

0	1	2	3	4	5	6	7	8	9	0	1	2	3	4	5	6	7	8	9	0	1	2	3	4	5	6	7	8	9	0	1		
opid																fillOpacity																	
...																																	

opid (2 bytes): An **OfficeArtFOPTEOPID** record, as defined in section [2.2.8](#), that specifies the header for this property. The following table specifies the subfields.

Field	Meaning
opid.opid	A value that MUST be 0x0182.
opid.fBid	A value that MUST be 0x0.
opid.fComplex	A value that MUST be 0x0.

fillOpacity (4 bytes): A value of type **FixedPoint**, as specified in [\[MS-OSHARED\]](#) section 2.2.1.6, that specifies the foreground opacity level of the fill. The value MUST be from 0.0

through 1.0, inclusive. A value of 0.0 specifies a completely transparent fill. A value of 1.0 specifies a completely opaque fill. The default value for this property is 0x00010000.

2.3.7.4 fillBackColor

The **fillBackColor** property specifies the background color of the fill.

0	1	2	3	4	5	6	7	8	9	10	11	12	13	14	15	16	17	18	19	20	21	22	23	24	25	26	27	28	29	30	31
opid																fillBackColor															
...																															

opid (2 bytes): An **OfficeArtFOPTEOPID** record, as defined in section [2.2.8](#), that specifies the header for this property. The following table specifies the subfields.

Field	Meaning
opid.opid	A value that MUST be 0x0183.
opid.fBid	A value that MUST be 0x0.
opid.fComplex	A value that MUST be 0x0.

fillBackColor (4 bytes): An **OfficeArtCOLORREF** record, as defined in section [2.2.2](#), that specifies the background color of the fill. This value is interpreted in the same manner as that of the **fillColor** property, as defined in section [2.3.7.2](#). The default value for this property is 0x00FFFFFF.

2.3.7.5 fillBackOpacity

The **fillBackOpacity** property specifies the background opacity level of the fill.

0	1	2	3	4	5	6	7	8	9	10	11	12	13	14	15	16	17	18	19	20	21	22	23	24	25	26	27	28	29	30	31
opid																fillBackOpacity															
...																															

opid (2 bytes): An **OfficeArtFOPTEOPID** record, as defined in section [2.2.8](#), that specifies the header for this property. The following table specifies the subfields.

Field	Meaning
opid.opid	A value that MUST be 0x0184.
opid.fBid	A value that MUST be 0x0.
opid.fComplex	A value that MUST be 0x0.

fillBackOpacity (4 bytes): A value of type **FixedPoint**, as specified in [\[MS-OSHARED\]](#) section 2.2.1.6, that specifies the background opacity level of the fill. The value MUST be from 0.0 through 1.0, inclusive. A value of 0.0 specifies a completely transparent fill. A value of 1.0 specifies a completely opaque fill. The default value for this property is 0x00010000.

2.3.7.6 fillCrMod

The **fillCrMod** property specifies the foreground color of the fill for black-and-white display mode.

0	1	2	3	4	5	6	7	8	9	10	11	12	13	14	15	16	17	18	19	20	21	22	23	24	25	26	27	28	29	30	31
opid																fillCrMod															
...																															

opid (2 bytes): An **OfficeArtFOPTEOPID** record, as defined in section [2.2.8](#), that specifies the header for this property. The following table specifies the subfields.

Field	Meaning
opid.opid	A value that MUST be 0x0185.
opid.fBid	A value that MUST be 0x0.
opid.fComplex	A value that MUST be 0x0.

fillCrMod (4 bytes): An **OfficeArtCOLORREF** record, as defined in section [2.2.2](#), that specifies the foreground color of the fill for black-and-white display mode. The default value for this property is 0x20000000.

2.3.7.7 fillBlip

The **fillBlip** property specifies the BLIP that is used for pattern, texture, or picture fills.

0	1	2	3	4	5	6	7	8	9	10	11	12	13	14	15	16	17	18	19	20	21	22	23	24	25	26	27	28	29	30	31
opid																fillBlip															
...																															

opid (2 bytes): An **OfficeArtFOPTEOPID** record, as defined in section [2.2.8](#), that specifies the header for this property. The following table specifies the subfields.

Field	Meaning
opid.opid	A value that MUST be 0x0186.
opid.fBid	A value that MUST be 0x0 if fComplex equals 0x1 or 0x1 if fComplex equals 0x0. If this record is contained in an OfficeArtInlineSpContainer record, as defined in section 2.2.15 , then the value MUST be ignored.

Field	Meaning
opid.fComplex	A bit that indicates whether the fillBlip_complex property, as defined in section 2.3.7.8 , exists. If the value equals 0x1, fillBlip_complex MUST exist. If this record is contained in an OfficeArtInlineSpContainer record, as defined in section 2.2.15 , then the value MUST be ignored.

fillBlip (4 bytes): An unsigned integer specifying the BLIP that is used for pattern, texture, or picture fills. The value of **opid.fComplex** determines the meaning of this field, as specified in the following table. The default value for this property is 0x00000000. If this record is contained in an **OfficeArtInlineSpContainer** record, as defined in section [2.2.15](#), then the value MUST be ignored.

Value of opid.fComplex	Meaning of fillBlip field
0x0	Specifies a one-based index into the rgfb array of the OfficeArtBStoreContainer record, as defined in section 2.2.20 . A value of 0x00000000 MUST be ignored.
0x1	Specifies the number of bytes of data in the fillBlip_complex property, as defined in section 2.3.7.8 .

2.3.7.8 fillBlip_complex

The **fillBlip_complex** property specifies additional data for the **fillBlip** record, as defined in section [2.3.7.7](#). If the **opid.fComplex** bit of **fillBlip** equals 0x1, this property MUST exist. This property MAY<40> be ignored.

0	1	2	3	4	5	6	7	8	9	1	0	1	2	3	4	5	6	7	8	9	2	0	1	2	3	4	5	6	7	8	9	3	0	1
fillBlip_complex (variable)																																		
...																																		

fillBlip_complex (variable): An **OfficeArtBlip** record, as defined in section [2.2.23](#), specifying the BLIP that is used for pattern, texture, or picture fills.

2.3.7.9 fillBlipName

The **fillBlipName** property specifies the comment, the file name, or the full **Uniform Resource Locator (URL)** of the BLIP that is used as fill.

0	1	2	3	4	5	6	7	8	9	1	0	1	2	3	4	5	6	7	8	9	2	0	1	2	3	4	5	6	7	8	9	3	0	1
opid												fillBlipName																						
...																																		

opid (2 bytes): An **OfficeArtFOPTEOPID** record, as defined in section [2.2.8](#), that specifies the header for this property. The following table specifies the subfields.

Field	Meaning
opid.opid	A value that MUST be 0x0187.
opid.fBid	A value that is undefined and MUST be ignored.
opid.fComplex	A bit that indicates whether the fillBlipName_complex property, as defined in section 2.3.7.10 , exists. If the value equals 0x1, fillBlipName_complex MUST exist.

fillBlipName (4 bytes): The number of bytes of data in the **fillBlipName_complex** property, as defined in section [2.3.7.10](#). If **opid.fComplex** equals 0x0, this value MUST be 0x00000000. The default value for this property is 0x00000000.

2.3.7.10 fillBlipName_complex

The **fillBlipName_complex** property specifies additional data for the **fillBlipName** property, as defined in section [2.3.7.9](#). If the **opid.fComplex** bit of **fillBlipName** equals 0x1, this property MUST exist.

0	1	2	3	4	5	6	7	8	9	1	0	1	2	3	4	5	6	7	8	9	2	0	1	2	3	4	5	6	7	8	9	3	0	1
fillBlipName_complex (variable)																																		
...																																		

fillBlipName_complex (variable): A null-terminated Unicode string that specifies the comment, file name, or full URL, as specified by the **fillBlipFlags** property, as defined in section [2.3.7.11](#), for the BLIP.

2.3.7.11 fillBlipFlags

The **fillBlipFlags** property specifies how to interpret the **fillBlipName_complex** property, as defined in section [2.3.7.10](#).

0	1	2	3	4	5	6	7	8	9	1	0	1	2	3	4	5	6	7	8	9	2	0	1	2	3	4	5	6	7	8	9	3	0	1
opid										fillBlipFlags																								
...																																		

opid (2 bytes): An **OfficeArtFOPTEOPID** record, as defined in section [2.2.8](#), that specifies the header for this property. The following table specifies the subfields.

Field	Meaning
opid.opid	A value that MUST be 0x0188.

Field	Meaning
opid.fBid	A value that MUST be 0x0.
opid.fComplex	A value that MUST be 0x0.

fillBlipFlags (4 bytes): A **MSOBLIPFLAGS** enumeration value, as defined in section [2.4.8](#), that specifies how to interpret the **fillBlipName_complex** property, as defined in section [2.3.7.10](#). The default value for this property is **msoblipflagComment**.

2.3.7.12 fillWidth

The **fillWidth** property specifies the width of the fill. This property applies only to texture, picture, and pattern fills.

0	1	2	3	4	5	6	7	8	9	10	11	12	13	14	15	16	17	18	19	20	21	22	23	24	25	26	27	28	29	30	31
opid																fillWidth															
...																															

opid (2 bytes): An **OfficeArtFOPTEOPID** record, as defined in section [2.2.8](#), that specifies the header for this property. The following table specifies the subfields.

Field	Meaning
opid.opid	A value that MUST be 0x0189.
opid.fBid	A value that MUST be 0x0.
opid.fComplex	A value that MUST be 0x0.

fillWidth (4 bytes): A signed integer that specifies the width of the fill in units that are specified by the **fillDztype** property, as defined in section [2.3.7.24](#). If **fillDztype** equals **msodztypeDefault**, this value MUST be ignored. The default value for this property is 0x00000000.

2.3.7.13 fillHeight

The **fillHeight** property specifies the height of the fill. This property applies only to texture, picture, and pattern fills.

0	1	2	3	4	5	6	7	8	9	10	11	12	13	14	15	16	17	18	19	20	21	22	23	24	25	26	27	28	29	30	31
opid																fillHeight															
...																															

opid (2 bytes): An **OfficeArtFOPTEOPID** record, as defined in section [2.2.8](#), that specifies the header for this property. The following table specifies the subfields.

Field	Meaning
opid.opid	A value that MUST be 0x018A.
opid.fBid	A value that MUST be 0x0.
opid.fComplex	A value that MUST be 0x0.

fillHeight (4 bytes): A signed integer that specifies the height of the fill in units that are specified by the **fillDztype** property, as defined in section [2.3.7.24](#). If **fillDztype** equals **msodztypeDefault**, this value MUST be ignored. The default value for this property is 0x00000000.

2.3.7.14 fillAngle

The **fillAngle** property specifies the angle of the shaded fill that rotates the gradient vector in a counterclockwise direction.

0	1	2	3	4	5	6	7	8	9	10	11	12	13	14	15	16	17	18	19	20	21	22	23	24	25	26	27	28	29	30	31
opid																fillAngle															
...																															

opid (2 bytes): An **OfficeArtFOPTEOPID** record, as defined in section [2.2.8](#), that specifies the header for this property. The following table specifies the subfields.

Field	Meaning
opid.opid	A value that MUST be 0x018B.
opid.fBid	A value that MUST be 0x0.
opid.fComplex	A value that MUST be 0x0.

fillAngle (4 bytes): A value of type **FixedPoint**, as specified in [\[MS-OSHARED\]](#) section 2.2.1.6, that specifies the angle of the gradient fill. Zero degrees represents a vertical vector from bottom to top. The default value for this property is 0x00000000.

2.3.7.15 fillFocus

The **fillFocus** property specifies the relative position of the last color in the shaded fill.

0	1	2	3	4	5	6	7	8	9	10	11	12	13	14	15	16	17	18	19	20	21	22	23	24	25	26	27	28	29	30	31
opid																fillFocus															
...																															

opid (2 bytes): An **OfficeArtFOPTEOPID** record, as defined in section [2.2.8](#), that specifies the header for this property. The following table specifies the subfields.

Field	Meaning
opid.opid	A value that MUST be 0x018C.
opid.fBid	A value that MUST be 0x0.
opid.fComplex	A value that MUST be 0x0.

fillFocus (4 bytes): A signed integer value that specifies the relative position of the last color in the shaded fill. This value MUST be from 0xFFFFF9C through 0x00000064, inclusive. The default value for this property is 0x00000000.

The following figure demonstrates how the **fillFocus** affects the shaded fill.

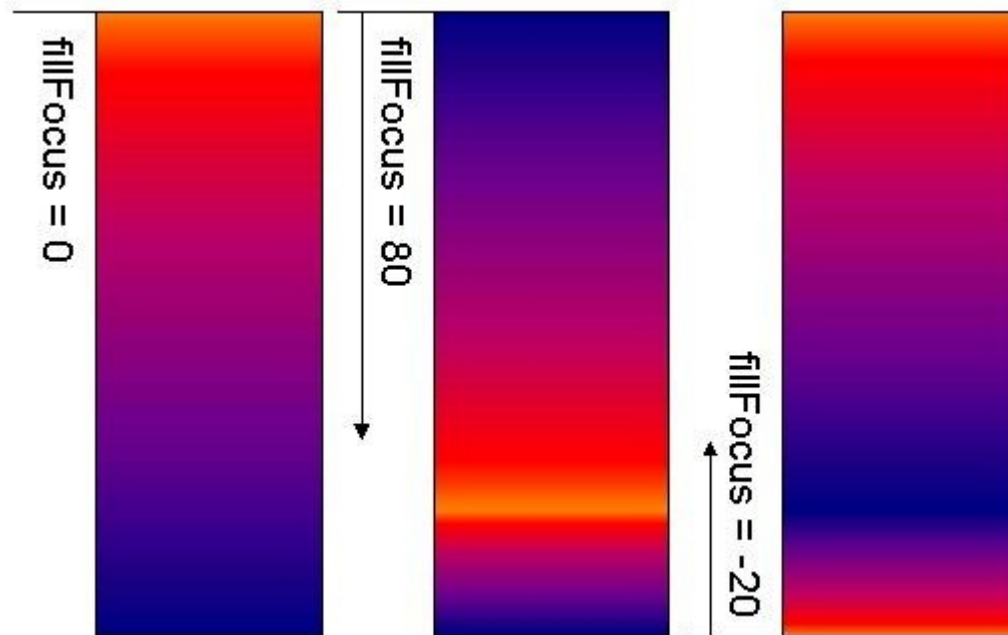


Figure 5: Comparison of fillFocus effects

The first color of the shaded fill is blue, and the last color is red. If **fillFocus** is less than 0, the relative position of the last color is outside the shape, and the relative position of the first color is within the shape.

2.3.7.16 fillToLeft

The **fillToLeft** property specifies the relative position of the left boundary of the center rectangle in a concentric shaded fill, as shown in the following figure.

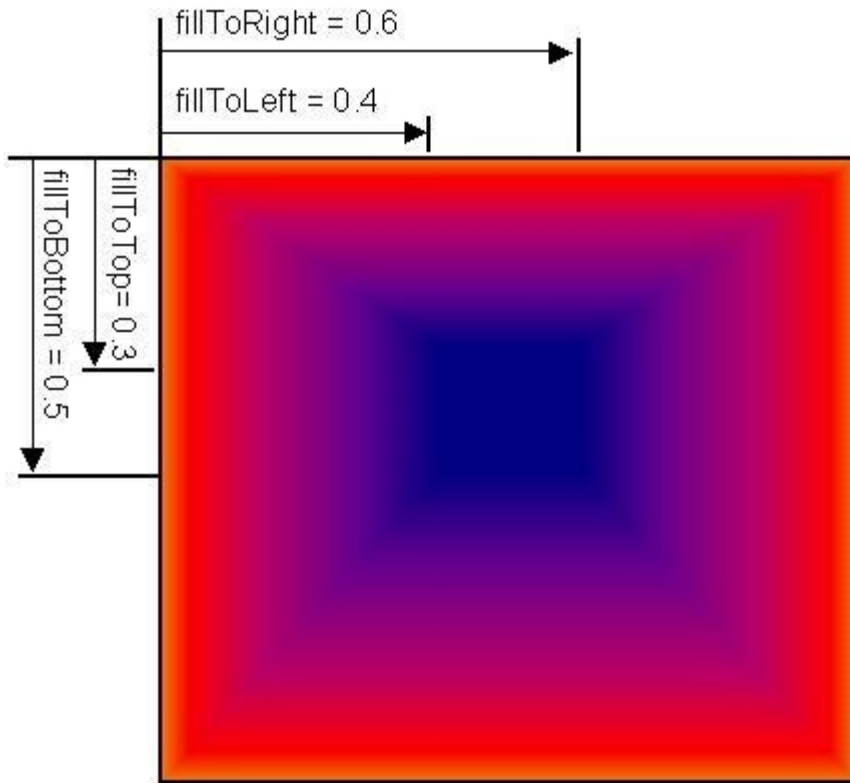


Figure 6: The fillToLeft, fillToTop, fillToRight, and fillToBottom properties in the shaded fill

0	1	2	3	4	5	6	7	8	9	10	11	12	13	14	15	16	17	18	19	20	21	22	23	24	25	26	27	28	29	30	31
opid															fillToLeft																
...																															

opid (2 bytes): An **OfficeArtFOPTEOPID** record, as defined in section 2.2.8, that specifies the header for this property. The following table specifies the subfields.

Field	Meaning
opid.opid	A value that MUST be 0x018D.
opid.fBid	A value that MUST be 0x0.
opid.fComplex	A value that MUST be 0x0.

fillToLeft (4 bytes): A value of type **FixedPoint**, as specified in [MS-OSHARED] section 2.2.1.6, that specifies the left boundary of the center rectangle relative to the origin of the

bounding rectangle of the shape in horizontal. The default value for this property is 0x00000000.

2.3.7.17 fillToTop

The **fillToTop** property specifies the relative position of the top boundary of the center rectangle in a concentric shaded fill, as shown in the figure of the **fillToLeft** property, as defined in section [2.3.7.16](#).

0	1	2	3	4	5	6	7	8	9	0	1	2	3	4	5	6	7	8	9	0	1	2	3	4	5	6	7	8	9	0	1
opid																fillToTop															
...																															

opid (2 bytes): An **OfficeArtFOPTEOPID** record, as defined in section [2.2.8](#), that specifies the header for this property. The following table specifies the subfields.

Field	Meaning
opid.opid	A value that MUST be 0x018E.
opid.fBid	A value that MUST be 0x0.
opid.fComplex	A value that MUST be 0x0.

fillToTop (4 bytes): A value of type **FixedPoint**, as specified in [\[MS-OSHARED\]](#) section 2.2.1.6, that specifies the top boundary of the center rectangle relative to the origin of the bounding rectangle of the shape in vertical. The default value for this property is 0x00000000.

2.3.7.18 fillToRight

The **fillToRight** property specifies the relative position of the right boundary of the center rectangle in a concentric shaded fill, as shown in the figure of the **fillToLeft** property, as defined in section [2.3.7.16](#).

0	1	2	3	4	5	6	7	8	9	0	1	2	3	4	5	6	7	8	9	0	1	2	3	4	5	6	7	8	9	0	1
opid																fillToRight															
...																															

opid (2 bytes): An **OfficeArtFOPTEOPID** record, as defined in section [2.2.8](#), that specifies the header for this property. The following table specifies the subfields.

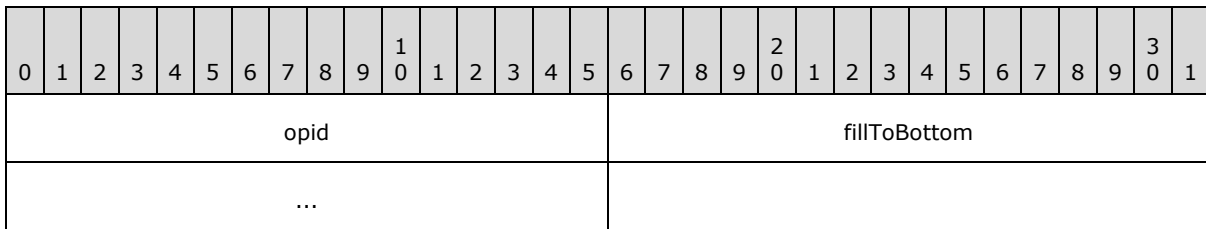
Field	Meaning
opid.opid	A value that MUST be 0x018F.
opid.fBid	A value that MUST be 0x0.

Field	Meaning
opid.fComplex	A value that MUST be 0x0.

fillToRight (4 bytes): A value of type **FixedPoint**, as specified in [\[MS-OSHARED\]](#) section 2.2.1.6, that specifies the right boundary of the center rectangle relative to the origin of the bounding rectangle of the shape in horizontal. The default value for this property is 0x00000000.

2.3.7.19 fillToBottom

The **fillToBottom** property specifies the relative position of the bottom boundary of the center rectangle in a concentric shaded fill, as shown in the figure of the **fillToLeft** property, as defined in section [2.3.7.16](#).



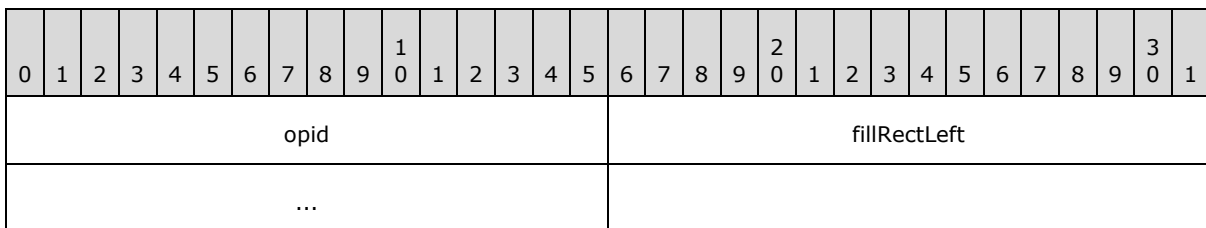
opid (2 bytes): An **OfficeArtFOPTEOPID** record, as defined in section [2.2.8](#), that specifies the header for this property. The following table specifies the subfields.

Field	Meaning
opid.opid	A value that MUST be 0x0190.
opid.fBid	A value that MUST be 0x0.
opid.fComplex	A value that MUST be 0x0.

fillToBottom (4 bytes): A value of type **FixedPoint**, as specified in [\[MS-OSHARED\]](#) section 2.2.1.6, that specifies the bottom boundary of center rectangle relative to the origin of the bounding rectangle of the shape in vertical. The default value for this property is 0x00000000.

2.3.7.20 fillRectLeft

The **fillRectLeft** property specifies the left boundary, in EMUs, of the bounding rectangle of the shaded fill.



opid (2 bytes): An **OfficeArtFOPTEOPID** record, as defined in section [2.2.8](#), that specifies the header for this property. The following table specifies the subfields.

Field	Meaning
opid.opid	A value that MUST be 0x0191.
opid.fBid	A value that MUST be 0x0.
opid.fComplex	A value that MUST be 0x0.

fillRectLeft (4 bytes): A signed integer that specifies the left boundary, in EMUs, of the bounding rectangle of the shaded fill. If the **fillUseRect** bit of **Fill Style Boolean fillUseRect** property, as defined in section [2.3.7.43](#), equals 0x0, this value MUST be ignored. The default value for this property is 0x00000000.

2.3.7.21 fillRectTop

The **fillRectTop** property specifies the top boundary, in EMUs, of the bounding rectangle of the shaded fill.

0	1	2	3	4	5	6	7	8	9	10	11	12	13	14	15	16	17	18	19	20	21	22	23	24	25	26	27	28	29	30	31
opid																fillRectTop															
...																															

opid (2 bytes): An **OfficeArtFOPTEOPID** record, as defined in section [2.2.8](#), that specifies the header for this property. The following table specifies the subfields.

Field	Meaning
opid.opid	A value that MUST be 0x0192.
opid.fBid	A value that MUST be 0x0.
opid.fComplex	A value that MUST be 0x0.

fillRectTop (4 bytes): A signed integer that specifies the top boundary, in EMUs, of the bounding rectangle of the shaded fill. If the **fillUseRect** bit of **Fill Style Boolean fillUseRect** property, as defined in section [2.3.7.43](#), equals 0x0, this value MUST be ignored. The default value for this property is 0x00000000.

2.3.7.22 fillRectRight

The **fillRectRight** property specifies the right boundary, in EMUs, of the bounding rectangle of the shaded fill.

0	1	2	3	4	5	6	7	8	9	10	11	12	13	14	15	16	17	18	19	20	21	22	23	24	25	26	27	28	29	30	31
opid																fillRectRight															
...																															

opid (2 bytes): An **OfficeArtFOPTEOPID** record, as defined in section [2.2.8](#), that specifies the header for this property. The following table specifies the subfields.

Field	Meaning
opid.opid	A value that MUST be 0x0193.
opid.fBid	A value that MUST be 0x0.
opid.fComplex	A value that MUST be 0x0.

fillRectRight (4 bytes): A signed integer that specifies the right boundary, in EMUs, of the bounding rectangle of the shaded fill. If the **fillUseRect** bit of **Fill Style Boolean fillUseRect** property, as defined in section [2.3.7.43](#), equals 0x0, this value MUST be ignored. The default value for this property is 0x00000000.

2.3.7.23 fillRectBottom

The **fillRectBottom** property specifies the bottom boundary, in EMUs, of the bounding rectangle of the shaded fill.

0	1	2	3	4	5	6	7	8	9	10	11	12	13	14	15	16	17	18	19	20	21	22	23	24	25	26	27	28	29	30	31
opid																fillRectBottom															
...																															

opid (2 bytes): An **OfficeArtFOPTEOPID** record, as defined in section [2.2.8](#), that specifies the header for this property. The following table specifies the subfields.

Field	Meaning
opid.opid	A value that MUST be 0x0194.
opid.fBid	A value that MUST be 0x0.
opid.fComplex	A value that MUST be 0x0.

fillRectBottom (4 bytes): A signed integer that specifies the bottom boundary, in EMUs, of the bounding rectangle of the shaded fill. If the **fillUseRect** bit of **Fill Style Boolean fillUseRect** property, as defined in section [2.3.7.43](#), equals 0x0, this value MUST be ignored. The default value for this property is 0x00000000.

2.3.7.24 fillDztype

The **fillDztype** property specifies how the **fillWidth**, as defined in section [2.3.7.12](#), and **fillHeight**, as defined in section [2.3.7.13](#), properties are interpreted.

0	1	2	3	4	5	6	7	8	9	10	11	12	13	14	15	16	17	18	19	20	21	22	23	24	25	26	27	28	29	30	31
opid																fillDztype															

...

opid (2 bytes): An **OfficeArtFOPTEOPID** record, as defined in section [2.2.8](#), that specifies the header for this property. The following table specifies the subfields.

Field	Meaning
opid.opid	A value that MUST be 0x0195.
opid.fBid	A value that MUST be 0x0.
opid.fComplex	A value that MUST be 0x0.

fillDztype (4 bytes): An **MSODZTYPE** enumeration value, as defined in section [2.4.12](#), that specifies how the **fillWidth**, as defined in section [2.3.7.12](#), and **fillHeight**, as defined in section [2.3.7.13](#), properties are interpreted. The default value for this property is **msodztypeDefault**.

2.3.7.25 fillShadePreset

The **fillShadePreset** property specifies the preset colors of the gradient fill.

0	1	2	3	4	5	6	7	8	9	10	11	12	13	14	15	16	17	18	19	20	21	22	23	24	25	26	27	28	29	30	31
opid																fillShadePreset															
...																															

opid (2 bytes): An **OfficeArtFOPTEOPID** record, as defined in section [2.2.8](#), that specifies the header for this property. The following table specifies the subfields.

Field	Meaning
opid.opid	A value that MUST be 0x0196.
opid.fBid	A value that MUST be 0x0.
opid.fComplex	A value that MUST be 0x0.

fillShadePreset (4 bytes): A signed integer that specifies the preset colors of the gradient fill. This value MUST be from 0x00000088 through 0x0000009F, inclusive. If the **fillShadeColors_complex** property, as defined in section [2.3.7.27](#), exists, this value MUST be ignored. The default value for this property is 0x00000000.

2.3.7.26 fillShadeColors

The **fillShadeColors** property specifies the colors and their relative positions along the shade of the fill.

0	1	2	3	4	5	6	7	8	9	10	11	12	13	14	15	16	17	18	19	20	21	22	23	24	25	26	27	28	29	30	31
opid											fillShadeColors																				
...																															

opid (2 bytes): An **OfficeArtFOPTEOPID** record, as defined in section [2.2.8](#), that specifies the header for this property. The following table specifies the subfields.

Field	Meaning
opid.opid	A value that MUST be 0x0197.
opid.fBid	A value that is undefined and MUST be ignored.
opid.fComplex	A bit that indicates whether the fillShadeColors_complex property, as defined in section 2.3.7.27 , exists. If the value equals 0x1, fillShadeColors_complex MUST exist.

fillShadeColors (4 bytes): The number of bytes of data in the **fillShadeColors_complex** property. If **opid.fComplex** equals 0x0, this value MUST be 0x00000000. The default value for this property is 0x00000000.

2.3.7.27 fillShadeColors_complex

The **fillShadeColors_complex** property specifies additional data for the **fillShadeColors** property, as defined in section [2.3.7.26](#). If the **opid.fComplex** bit of **fillShadeColors** equals 0x1, this property MUST exist.

0	1	2	3	4	5	6	7	8	9	10	11	12	13	14	15	16	17	18	19	20	21	22	23	24	25	26	27	28	29	30	31
fillShadeColors_complex (variable)																															
...																															

fillShadeColors_complex (variable): An **IMsoArray** record, as defined in section [2.2.51](#), that specifies the colors and their relative positions. Each element of the array is an **MSOSHADECOLOR** record, as defined in section [2.2.61](#). The values of position MUST be in ascending order.

2.3.7.28 fillOriginX

The **fillOriginX** property specifies the position of the origin of the picture fill relative to the center of the picture itself in horizontal.

0	1	2	3	4	5	6	7	8	9	10	11	12	13	14	15	16	17	18	19	20	21	22	23	24	25	26	27	28	29	30	31
opid											fillOriginX																				

...

opid (2 bytes): An **OfficeArtFOPTEOPID** record, as defined in section [2.2.8](#), that specifies the header for this property. The following table specifies the subfields.

Field	Meaning
opid.opid	A value that MUST be 0x0198.
opid.fBid	A value that MUST be 0x0.
opid.fComplex	A value that MUST be 0x0.

fillOriginX (4 bytes): A value of type **FixedPoint**, as specified in [\[MS-OSHARED\]](#) section 2.2.1.6, that specifies position of the origin of the picture fill relative to the center of the picture itself in horizontal. This value MUST be from -1.5 through 0.5, inclusive, for the picture fill to be visible, but values outside the range do not lead to any errors. The default value for this property is 0x00000000.

2.3.7.29 fillOriginY

The **fillOriginY** property specifies the position of the origin of the picture fill relative to the center of the picture itself in vertical.

0	1	2	3	4	5	6	7	8	9	10	11	12	13	14	15	16	17	18	19	20	21	22	23	24	25	26	27	28	29	30	31
opid																fillOriginY															
...																															

opid (2 bytes): An **OfficeArtFOPTEOPID** record, as defined in section [2.2.8](#), that specifies the header for this property. The following table specifies the subfields.

Field	Meaning
opid.opid	A value that MUST be 0x0199.
opid.fBid	A value that MUST be 0x0.
opid.fComplex	A value that MUST be 0x0.

fillOriginY (4 bytes): A value of type **FixedPoint**, as specified in [\[MS-OSHARED\]](#) section 2.2.1.6, that specifies the position of the origin of the picture fill relative to the center of the picture itself in vertical. This value MUST be from -1.5 through 0.5, inclusive, for the picture fill to be visible, but values outside the range do not lead to any errors. The default value for this property is 0x00000000.

2.3.7.30 fillShapeOriginX

The **fillShapeOriginX** property specifies the position of the origin of the picture fill relative to the center of the bounding rectangle of the shape in horizontal.

0	1	2	3	4	5	6	7	8	9	10	11	12	13	14	15	16	17	18	19	20	21	22	23	24	25	26	27	28	29	30	31
opid											fillShapeOriginX																				
...																															

opid (2 bytes): An **OfficeArtFOPTEOPID** record, as defined in section [2.2.8](#), that specifies the header for this property. The following table specifies the subfields.

Field	Meaning
opid.opid	A value that MUST be 0x019A.
opid.fBid	A value that MUST be 0x0.
opid.fComplex	A value that MUST be 0x0.

fillShapeOriginX (4 bytes): A value of type **FixedPoint**, as specified in [\[MS-OSHARED\]](#) section 2.2.1.6, that specifies the position of the origin of the picture fill relative to the center of the bounding rectangle of the shape in horizontal. This value MUST be from -0.5 through 0.5, inclusive, for the picture fill to be visible, but values outside the range do not lead to any errors. The default value for this property is 0x00000000.

2.3.7.31 fillShapeOriginY

The **fillShapeOriginY** property specifies the position of the origin of the picture fill relative to the center of the bounding rectangle of the shape in vertical.

0	1	2	3	4	5	6	7	8	9	10	11	12	13	14	15	16	17	18	19	20	21	22	23	24	25	26	27	28	29	30	31
opid											fillShapeOriginY																				
...																															

opid (2 bytes): An **OfficeArtFOPTEOPID** record, as defined in section [2.2.8](#), that specifies the header for this property. The following table specifies the subfields.

Field	Meaning
opid.opid	A value that MUST be 0x019B.
opid.fBid	A value that MUST be 0x0.
opid.fComplex	A value that MUST be 0x0.

fillShapeOriginY (4 bytes): A value of type **FixedPoint**, as specified in [\[MS-OSHARED\]](#) section 2.2.1.6, that specifies the position of the origin of the picture fill relative to the center of the bounding rectangle of the shape in vertical. This value MUST be from -0.5 through 0.5, inclusive, for the picture fill to be visible, but values outside the range do not lead to any errors. The default value for this property is 0x00000000.

2.3.7.32 fillShadeType

The **fillShadeType** property specifies how the shaded fill is computed.

0	1	2	3	4	5	6	7	8	9	10	11	12	13	14	15	16	17	18	19	20	21	22	23	24	25	26	27	28	29	30	31
opid											fillShadeType																				
...																															

opid (2 bytes): An **OfficeArtFOPTEOPID** record, as defined in section [2.2.8](#), that specifies the header for this property. The following table specifies the subfields.

Field	Meaning
opid.opid	A value that MUST be 0x019C.
opid.fBid	A value that MUST be 0x0.
opid.fComplex	A value that MUST be 0x0.

fillShadeType (4 bytes): An **MSOSHADETYPE** record, as defined in section [2.2.50](#), that specifies how the shaded fill is computed. The default value for this property is **msoshadeDefault**.

2.3.7.33 fillColorExt

The **fillColorExt** property specifies the extended foreground color.

0	1	2	3	4	5	6	7	8	9	10	11	12	13	14	15	16	17	18	19	20	21	22	23	24	25	26	27	28	29	30	31
opid											fillColorExt																				
...																															

opid (2 bytes): An **OfficeArtFOPTEOPID** record, as defined in section [2.2.8](#), that specifies the header for this property. The following table specifies the subfields.

Field	Meaning
opid.opid	A value that MUST be 0x019E.
opid.fBid	A value that MUST be 0x0.
opid.fComplex	A value that MUST be 0x0.

fillColorExt (4 bytes): An **OfficeArtCOLORREF** record, as defined in section [2.2.2](#), that specifies the extended foreground color. The default value for this property is 0xFFFFFFFF.

2.3.7.34 reserved415

The **reserved415** property MUST equal 0xFFFFFFFF and MUST be ignored.

0	1	2	3	4	5	6	7	8	9	10	11	12	13	14	15	16	17	18	19	20	21	22	23	24	25	26	27	28	29	30	31
opid											reserved415																				
...																															

opid (2 bytes): An **OfficeArtFOPTEOPID** record, as defined in section [2.2.8](#), that specifies the header for this property. The following table specifies the subfields.

Field	Meaning
opid.opid	A value that MUST be 0x019F.
opid.fBid	A value that MUST be 0x0.
opid.fComplex	A value that MUST be 0x0.

reserved415 (4 bytes): A value that MUST equal 0xFFFFFFFF and MUST be ignored. The default value for this property is 0xFFFFFFFF.

2.3.7.35 fillColorExtMod

The **fillColorExtMod** property specifies the color modification of the extended foreground color.

0	1	2	3	4	5	6	7	8	9	10	11	12	13	14	15	16	17	18	19	20	21	22	23	24	25	26	27	28	29	30	31
opid											fillColorExtMod																				
...																															

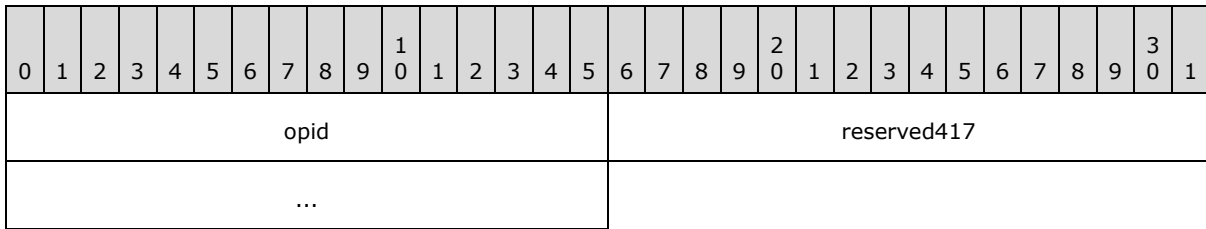
opid (2 bytes): An **OfficeArtFOPTEOPID** record, as defined in section [2.2.8](#), that specifies the header for this property. The following table specifies the subfields.

Field	Meaning
opid.opid	A value that MUST be 0x01A0.
opid.fBid	A value that MUST be 0x0.
opid.fComplex	A value that MUST be 0x0.

fillColorExtMod (4 bytes): An [MSOTINTSHADE](#) record that specifies the extended foreground color modification. For more information, see the **OfficeArtCOLORREF** structure, as defined in section [2.2.2](#). The default value for this property is 0x20000000.

2.3.7.36 reserved417

This property is reserved and MUST be ignored.



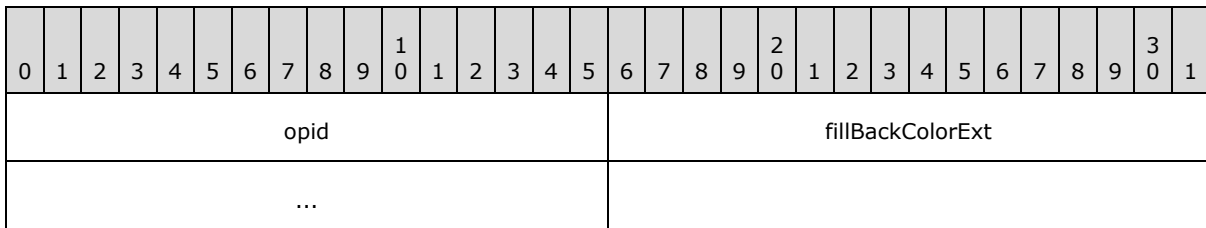
opid (2 bytes): An **OfficeArtFOPTEOPID** record, as defined in section [2.2.8](#), that specifies the header for this property. The following table specifies the subfields.

Field	Meaning
opid.opid	A value that MUST be 0x01A1.
opid.fBid	A value that MUST be 0x0.
opid.fComplex	A value that MUST be 0x0.

reserved417 (4 bytes): A value that MUST equal zero and MUST be ignored. The default value for this property is 0x00000000.

2.3.7.37 fillBackColorExt

The **fillBackColorExt** property specifies the extended background color.



opid (2 bytes): An **OfficeArtFOPTEOPID** record, as defined in section [2.2.8](#), that specifies the header for this property. The following table specifies the subfields.

Field	Meaning
opid.opid	A value that MUST be 0x01A2.
opid.fBid	A value that MUST be 0x0.
opid.fComplex	A value that MUST be 0x0.

fillBackColorExt (4 bytes): An **OfficeArtCOLORREF** record, as defined in section [2.2.2](#), that specifies the extended background color. The default value for this property is 0xFFFFFFFF.

2.3.7.38 reserved419

The **reserved419** property MUST equal 0xFFFFFFFF and MUST be ignored.

0	1	2	3	4	5	6	7	8	9	10	11	12	13	14	15	16	17	18	19	20	21	22	23	24	25	26	27	28	29	30	31
opid																reserved419															
...																															

opid (2 bytes): An **OfficeArtFOPTEOPID** record, as defined in section [2.2.8](#), that specifies the header for this property. The following table specifies the subfields.

Field	Meaning
opid.opid	A value that MUST be 0x01A3.
opid.fBid	A value that MUST be 0x0.
opid.fComplex	A value that MUST be 0x0.

reserved419 (4 bytes): A value that MUST equal 0xFFFFFFFF and MUST be ignored. The default value for this property is 0xFFFFFFFF.

2.3.7.39 fillBackColorExtMod

The **fillBackColorExtMod** property specifies the color modification of the extended background color.

0	1	2	3	4	5	6	7	8	9	10	11	12	13	14	15	16	17	18	19	20	21	22	23	24	25	26	27	28	29	30	31
opid																fillBackColorExtMod															
...																															

opid (2 bytes): An **OfficeArtFOPTEOPID** record, as defined in section [2.2.8](#), that specifies the header for this property. The following table specifies the subfields.

Field	Meaning
opid.opid	A value that MUST be 0x01A4.
opid.fBid	A value that MUST be 0x0.
opid.fComplex	A value that MUST be 0x0.

fillBackColorExtMod (4 bytes): An **MSOTINTSHADE** record that specifies the extended background color modification. For more information, see the **OfficeArtCOLORREF** structure, as defined in section [2.2.2](#). The default value for this property is 0x20000000.

2.3.7.40 reserved421

This property is reserved and MUST be ignored.

0	1	2	3	4	5	6	7	8	9	10	11	12	13	14	15	16	17	18	19	20	21	22	23	24	25	26	27	28	29	30	31
opid																reserved421															
...																															

opid (2 bytes): An **OfficeArtFOPTEOPID** record, as defined in section [2.2.8](#), that specifies the header for this property. The following table specifies the subfields.

Field	Meaning
opid.opid	MUST be 0x01A5.
opid.fBid	MUST be 0x0.
opid.fComplex	MUST be 0x0.

reserved421 (4 bytes): A value that MUST equal zero and MUST be ignored. The default value for this property is 0x00000000.

2.3.7.41 reserved422

The **reserved422** property MUST equal 0xFFFFFFFF and MUST be ignored.

0	1	2	3	4	5	6	7	8	9	10	11	12	13	14	15	16	17	18	19	20	21	22	23	24	25	26	27	28	29	30	31
opid																reserved422															
...																															

opid (2 bytes): An **OfficeArtFOPTEOPID** record, as defined in section [2.2.8](#), that specifies the header for this property. The following table specifies the subfields.

Field	Meaning
opid.opid	A value that MUST be 0x01A6.
opid.fBid	A value that MUST be 0x0.
opid.fComplex	A value that MUST be 0x0.

reserved422 (4 bytes): A value that MUST equal 0xFFFFFFFF and MUST be ignored. The default value for this property is 0xFFFFFFFF.

2.3.7.42 reserved423

The **reserved423** property MUST equal 0xFFFFFFFF and MUST be ignored.

0	1	2	3	4	5	6	7	8	9	10	11	12	13	14	15	16	17	18	19	20	21	22	23	24	25	26	27	28	29	30	31
opid											reserved423																				
...																															

opid (2 bytes): An **OfficeArtFOPTEOPID** record, as defined in section 2.2.8, that specifies the header for this property. The following table specifies the subfields.

Field	Meaning
opid.opid	A value that MUST be 0x01A7.
opid.fBid	A value that MUST be 0x0.
opid.fComplex	A value that MUST be 0x0.

reserved423 (4 bytes): A value that MUST equal 0xFFFFFFFF and MUST be ignored. The default value for this property is 0xFFFFFFFF.

2.3.7.43 Fill Style Boolean Properties

The **Fill Style Boolean Properties** specify a 32-bit field of Boolean properties for the fill style.

0	1	2	3	4	5	6	7	8	9	10	11	12	13	14	15	16	17	18	19	20	21	22	23	24	25	26	27	28	29	30	31			
opid											unused1									A	B	C	D	E	F	G								
unused2									H	I	J	K	L	M	N																			

opid (2 bytes): An **OfficeArtFOPTEOPID** record, as defined in section 2.2.8, that specifies the header for this property. The following table specifies the subfields.

Field	Meaning
opid.opid	A value that MUST be 0x01BF.
opid.fBid	A value that MUST be 0x0.
opid.fComplex	A value that MUST be 0x0.

unused1 (9 bits): A value that is undefined and MUST be ignored.

A - fUsefRecolorFillAsPicture (1 bit): A bit that specifies whether the **fRecolorFillAsPicture** bit is set. A value of 0x0 specifies that the **fRecolorFillAsPicture** MUST be ignored. The default value for this property is 0x0.

B - fUseUseShapeAnchor (1 bit): A bit that specifies whether the **fUseShapeAnchor** bit is set. A value of 0x0 specifies that the **fUseShapeAnchor** MUST be ignored. The default value for this property is 0x0.

- C - fUsefFilled (1 bit):** A bit that specifies whether the **fFilled** bit is set. A value of 0x0 specifies that the **fFilled** MUST be ignored. The default value for this property is 0x0.
- D - fUsefHitTestFill (1 bit):** A bit that specifies whether the **fHitTestFill** bit is set. A value of 0x0 specifies that the **fHitTestFill** MUST be ignored. The default value for this property is 0x0.
- E - fUsefillShape (1 bit):** A bit that specifies whether the **fillShape** bit is set. A value of 0x0 specifies that the **fillShape** MUST be ignored. The default value for this property is 0x0.
- F - fUsefillUseRect (1 bit):** A bit that specifies whether the **fillUseRect** bit is set. A value of 0x0 specifies that the **fillUseRect** MUST be ignored. The default value for this property is 0x0.
- G - fUsefNoFillHitTest (1 bit):** A bit that specifies whether the **fNoFillHitTest** bit is set. A value of 0x0 specifies that the **fNoFillHitTest** MUST be ignored. The default value for this property is 0x0.
- unused2 (9 bits):** A value that is undefined and MUST be ignored.
- H - fRecolorFillAsPicture (1 bit):** A bit that specifies how to recolor a picture fill. If this bit is set to 0x1, the [pictureFillCrMod](#) property of the picture fill is used for recoloring. If this bit is set to 0x0, the **fillCrMod** property, as defined in section [2.3.7.6](#), is used for recoloring. If **fUsefRecolorFillAsPicture** equals 0x0, this value MUST be ignored. The default value for this property is 0x0.
- I - fUseShapeAnchor (1 bit):** A bit that specifies whether the fill is rotated with the shape. If **fUsefUseShapeAnchor** equals 0x0, this value MUST be ignored. The default value for this property is 0x0.
- J - fFilled (1 bit):** A bit that specifies whether the fill is rendered if the shape is a 2-D shape. If this bit is set to 0x1, the fill of this shape is rendered based on the properties of the [Fill Style](#) property set. If this bit is set to 0x0, the fill of this shape is not rendered. If **fUsefFilled** is 0x0, this value MUST be ignored. The default value for this property is 0x1.
- K - fHitTestFill (1 bit):** A bit that specifies whether this fill will be hit tested. If **fUsefHitTestFill** equals 0x0, this value MUST be ignored. The default value for this property is 0x1.
- L - fillShape (1 bit):** A bit that specifies how the fill is aligned. If this bit is set to 0x1, the fill is aligned relative to the shape so that it moves with the shape. If this bit is set to 0x0, the fill is aligned with the origin of the view. If **fUsefillShape** equals 0x0, this value MUST be ignored. The default value for this property is 0x1.
- M - fillUseRect (1 bit):** A bit that specifies whether to use the rectangle specified by the [fillRectLeft](#), [fillRectRight](#), [fillRectTop](#), and [fillRectBottom](#) properties, rather than the bounding rectangle of the shape, as the filled area. If **fUsefillUseRect** equals 0x0, this value MUST be ignored. The default value for this property is 0x0.
- N - fNoFillHitTest (1 bit):** A bit that specifies whether this shape will be hit tested as though it were filled. If **fUsefNoFillHitTest** equals 0x0, this value MUST be ignored. The default value for this property is 0x0.

2.3.8 Line Style

The **Line Style** property set specifies the line attributes of the shape.

2.3.8.1 lineColor

The **lineColor** property specifies the foreground color of the line.

0	1	2	3	4	5	6	7	8	9	10	11	12	13	14	15	16	17	18	19	20	21	22	23	24	25	26	27	28	29	30	31
opid											lineColor																				
...																															

opid (2 bytes): An **OfficeArtFOPTEOPID** record, as defined in section [2.2.8](#), that specifies the header for this property. The following table specifies the subfields.

Field	Meaning
opid.opid	A value that MUST be 0x01C0.
opid.fBid	A value that MUST be 0x0.
opid.fComplex	A value that MUST be 0x0.

lineColor (4 bytes): An **OfficeArtCOLORREF** record, as defined in section [2.2.2](#), that specifies the foreground color of the line. The default value for this property is 0x00000000.

2.3.8.2 lineOpacity

The **lineOpacity** property specifies the opacity level of the foreground color.

0	1	2	3	4	5	6	7	8	9	10	11	12	13	14	15	16	17	18	19	20	21	22	23	24	25	26	27	28	29	30	31
opid											lineOpacity																				
...																															

opid (2 bytes): An **OfficeArtFOPTEOPID** record, as defined in section [2.2.8](#), that specifies the header for this property. The following table specifies the subfields.

Field	Meaning
opid.opid	A value that MUST be 0x01C1.
opid.fBid	A value that MUST be 0x0.
opid.fComplex	A value that MUST be 0x0.

lineOpacity (4 bytes): A signed integer that specifies the opacity level of the foreground color. This property MUST be from 0x00000000 through 0x00010000, inclusive. A value of 0x00000000 is completely transparent. A value of 0x00010000 is completely opaque. The default value for this property is 0x00010000.

2.3.8.3 lineBackColor

The **lineBackColor** property specifies the background color of the line.

0	1	2	3	4	5	6	7	8	9	10	11	12	13	14	15	16	17	18	19	20	21	22	23	24	25	26	27	28	29	30	31
opid											lineBackColor																				
...																															

opid (2 bytes): An **OfficeArtFOPTEOPID** record, as defined in section [2.2.8](#), that specifies the header for this property. The following table specifies the subfields.

Field	Meaning
opid.opid	A value that MUST be 0x01C2.
opid.fBid	A value that MUST be 0x0.
opid.fComplex	A value that MUST be 0x0.

lineBackColor (4 bytes): An **OfficeArtCOLORREF** record, as defined in section [2.2.2](#), that specifies the background color of the line. The default value for this property is 0x00FFFFFF.

2.3.8.4 lineCrMod

The **lineCrMod** property specifies the foreground color of the line for black-and-white display mode.

0	1	2	3	4	5	6	7	8	9	10	11	12	13	14	15	16	17	18	19	20	21	22	23	24	25	26	27	28	29	30	31
opid											lineCrMod																				
...																															

opid (2 bytes): An **OfficeArtFOPTEOPID** record, as defined in section [2.2.8](#), that specifies the header for this property. The following table specifies the subfields.

Field	Meaning
opid.opid	A value that MUST be 0x01C3.
opid.fBid	A value that MUST be 0x0.
opid.fComplex	A value that MUST be 0x0.

lineCrMod (4 bytes): An **OfficeArtCOLORREF** record, as defined in section [2.2.2](#), that specifies the foreground color of the line for black-and-white display mode. The default value for this property is 0x20000000.

2.3.8.5 lineType

The **lineType** property specifies the type of line.

0	1	2	3	4	5	6	7	8	9	10	11	12	13	14	15	16	17	18	19	20	21	22	23	24	25	26	27	28	29	30	31
opid											lineType																				
...																															

opid (2 bytes): An **OfficeArtFOPTEOPID** record, as defined in section [2.2.8](#), that specifies the header for this property. The following table specifies the subfields.

Field	Meaning
opid.opid	A value that MUST be 0x01C4.
opid.fBid	A value that MUST be 0x0.
opid.fComplex	A value that MUST be 0x0.

lineType (4 bytes): An **MSOLINETYPE** enumeration value, as defined in section [2.4.13](#), that specifies the type of line. The default value for this property is **msolineSolidType**.

2.3.8.6 lineFillBlip

The **lineFillBlip** property specifies the BLIP that is used to fill this line.

0	1	2	3	4	5	6	7	8	9	10	11	12	13	14	15	16	17	18	19	20	21	22	23	24	25	26	27	28	29	30	31
opid											lineFillBlip																				
...																															

opid (2 bytes): An **OfficeArtFOPTEOPID** record, as defined in section [2.2.8](#), that specifies the header for this property. The following table specifies the subfields.

Field	Meaning
opid.opid	A value that MUST be 0x01C5.
opid.fBid	A value that MUST be 0x0 if fComplex equals 0x1 or 0x1 if fComplex equals 0x0. If this record is contained in an OfficeArtInlineSpContainer record, as defined in section 2.2.15 , then the value MUST be ignored.
opid.fComplex	A bit that indicates whether the lineFillBlip_complex property, as defined in section 2.3.8.7 , exists. If the value equals 0x1, lineFillBlip_complex MUST exist. If this record is contained in an OfficeArtInlineSpContainer record, as defined in section 2.2.15 , then the value MUST be ignored.

lineFillBlip (4 bytes): An unsigned integer specifying the BLIP that is used to fill this line when the **lineType** property, as defined in section [2.3.8.5](#), is set to **msolinePattern** or **msolineTexture**. The value of **opid.fComplex** determines the meaning of this field, as specified in the following table. The default value for this property is 0x00000000. If this record is contained in an **OfficeArtInlineSpContainer** record, as defined in section [2.2.15](#), then the value MUST be ignored.

Value of opid.fComplex	Meaning of lineFillBlip field
0x0	Specifies a one-based index into the rgfb array of the OfficeArtBStoreContainer record, as defined in section 2.2.20 . A value of 0x00000000 MUST be ignored.
0x1	Specifies the number of bytes of data in the lineFillBlip_complex property.

2.3.8.7 lineFillBlip_complex

The **lineFillBlip_complex** property specifies additional data for the **lineFillBlip** property, as defined in section [2.3.8.6](#). If the **opid.fComplex** bit of **lineFillBlip** equals 0x1, this property MUST exist.

0	1	2	3	4	5	6	7	8	9	1	0	1	2	3	4	5	6	7	8	9	2	0	1	2	3	4	5	6	7	8	9	3	0	1
lineFillBlip_complex (variable)																																		
...																																		

lineFillBlip_complex (variable): An **OfficeArtBlip** record, as defined in section [2.2.23](#), that specifies the BLIP used to fill this line when the **lineType** property, as defined in section [2.3.8.5](#), is set to **msolinePattern** or **msolineTexture**.

2.3.8.8 lineFillBlipName

The **lineFillBlipName** property specifies a comment about the **lineFillBlip** property, as defined in section [2.3.8.6](#).

0	1	2	3	4	5	6	7	8	9	1	0	1	2	3	4	5	6	7	8	9	2	0	1	2	3	4	5	6	7	8	9	3	0	1
opid																lineFillBlipName																		
...																																		

opid (2 bytes): An **OfficeArtFOPTEOPID** record, as defined in section [2.2.8](#), that specifies the header for this property. The following table specifies the subfields.

Field	Meaning
opid.opid	A value that MUST be 0x01C6.

Field	Meaning
opid.fBid	A value that is undefined and MUST be ignored.
opid.fComplex	A bit that indicates whether the lineFillBlipName_complex property, as defined in section 2.3.8.9 , exists. If the value equals 0x1, lineFillBlipName_complex MUST exist.

lineFillBlipName (4 bytes): The number of bytes of data in the **lineFillBlipName_complex** property. If **opid.fComplex** equals 0x0, this value MUST be 0x00000000. The default value for this property is 0x00000000.

2.3.8.9 lineFillBlipName_complex

The **lineFillBlipName_complex** property specifies additional data for the [lineFillBlipName](#) property. If the **opid.fComplex** bit of **lineFillBlipName** equals 0x1, this property MUST exist.

0	1	2	3	4	5	6	7	8	9	1	0	1	2	3	4	5	6	7	8	9	2	0	1	2	3	4	5	6	7	8	9	3	0	1
lineFillBlipName_complex (variable)																																		
...																																		

lineFillBlipName_complex (variable): A null-terminated Unicode string that specifies a comment about the **lineFillBlip** property, as defined in section [2.3.8.6](#), as specified by the **lineFillBlipFlags** property, as defined in section [2.3.8.10](#).

2.3.8.10 lineFillBlipFlags

The **lineFillBlipFlags** property specifies how to interpret the **lineFillBlipName_complex** property, as defined in section [2.3.8.9](#).

0	1	2	3	4	5	6	7	8	9	1	0	1	2	3	4	5	6	7	8	9	2	0	1	2	3	4	5	6	7	8	9	3	0	1
opid												lineFillBlipFlags																						
...																																		

opid (2 bytes): An **OfficeArtFOPTEOPID** record, as defined in section [2.2.8](#), that specifies the header for this property. The following table specifies the subfields.

Field	Meaning
opid.opid	A value that MUST be 0x01C7.
opid.fBid	A value that MUST be 0x0.
opid.fComplex	A value that MUST be 0x0.

lineFillBlipFlags (4 bytes): An **MSOBLIPFLAGS** enumeration value, as defined in section [2.4.8](#), that specifies how to interpret the **lineFillBlipName_complex** property. This value MUST be **msoblipflagComment**. The default value for this property is **msoblipflagComment**.

2.3.8.11 lineFillWidth

The **lineFillWidth** property specifies the width of a pattern or texture that is used to fill this line. The **lineFillDztype** property, as defined in section [2.3.8.13](#), specifies how to interpret this value.

0	1	2	3	4	5	6	7	8	9	10	11	12	13	14	15	16	17	18	19	20	21	22	23	24	25	26	27	28	29	30	31
opid																lineFillWidth															
...																															

opid (2 bytes): An **OfficeArtFOPTEOPID** record, as defined in section [2.2.8](#), that specifies the header for this property. The following table specifies the subfields.

Field	Meaning
opid.opid	A value that MUST be 0x01C8.
opid.fBid	A value that MUST be 0x0.
opid.fComplex	A value that MUST be 0x0.

lineFillWidth (4 bytes): A signed integer specifying the width of a pattern or texture that is used to fill this line. If this value is 0x00000000, the width of the pixel data contained in the pattern or texture is to be used, and the appearance of the line fill will depend on the settings of the device on which it is rendered. The default value for this property is 0x00000000.

2.3.8.12 lineFillHeight

The **lineFillHeight** property specifies the height of a pattern or texture that is used to fill this line. The **lineFillDztype** property, as defined in section [2.3.8.13](#), specifies how to interpret this value.

0	1	2	3	4	5	6	7	8	9	10	11	12	13	14	15	16	17	18	19	20	21	22	23	24	25	26	27	28	29	30	31
opid																lineFillHeight															
...																															

opid (2 bytes): An **OfficeArtFOPTEOPID** record, as defined in section [2.2.8](#), that specifies the header for this property. The following table specifies the subfields.

Field	Meaning
opid.opid	A value that MUST be 0x01C9.

Field	Meaning
opid.fBid	A value that MUST be 0x0.
opid.fComplex	A value that MUST be 0x0.

lineFillHeight (4 bytes): A signed integer specifying the height of a pattern or texture that is used to fill this line. If this value is 0x00000000, the height of the pixel data contained in the pattern or texture is to be used, and the appearance of the line fill will depend on the settings of the device on which it is rendered. The default value for this property is 0x00000000.

2.3.8.13 lineFillDztype

The **lineFillDztype** property specifies how the **lineFillWidth**, as defined in section [2.3.8.11](#), and **lineFillHeight**, as defined in section [2.3.8.12](#), properties MUST be interpreted.

0	1	2	3	4	5	6	7	8	9	10	11	12	13	14	15	16	17	18	19	20	21	22	23	24	25	26	27	28	29	30	31
opid															lineFillDztype																
...																															

opid (2 bytes): An **OfficeArtFOPTEOPID** record, as defined in section [2.2.8](#), that specifies the header for this property. The following table specifies the subfields.

Field	Meaning
opid.opid	A value that MUST be 0x01CA.
opid.fBid	A value that MUST be 0x0.
opid.fComplex	A value that MUST be 0x0.

lineFillDztype (4 bytes): An **MSODZTYPE** enumeration value, as defined in section [2.4.12](#), that specifies how the **lineFillWidth**, as defined in section [2.3.8.11](#), and **lineFillHeight**, as defined in section [2.3.8.12](#), properties MUST be interpreted. The default value for this property is **msodztypeDefault**.

2.3.8.14 lineWidth

The **lineWidth** property specifies the width of the line.

0	1	2	3	4	5	6	7	8	9	10	11	12	13	14	15	16	17	18	19	20	21	22	23	24	25	26	27	28	29	30	31
opid															lineWidth																
...																															

opid (2 bytes): An **OfficeArtFOPTEOPID** record, as defined in section [2.2.8](#), that specifies the header for this property. The following table specifies the subfields.

Field	Meaning
opid.opid	A value that MUST be 0x01CB.
opid.fBid	A value that MUST be 0x0.
opid.fComplex	A value that MUST be 0x0.

lineWidth (4 bytes): A signed integer that specifies the width, in EMUs, of the line. This value MUST be from 0x00000000 through 0x0132F540, inclusive. The default value for this property is 0x00002535.

2.3.8.15 lineMiterLimit

The **lineMiterLimit** property specifies the maximum allowed ratio of miter length to line width. The miter length is the distance from the intersection of the line walls on the inside of the join to the intersection of the line walls on the outside of the join. The following figure illustrates the miter length.

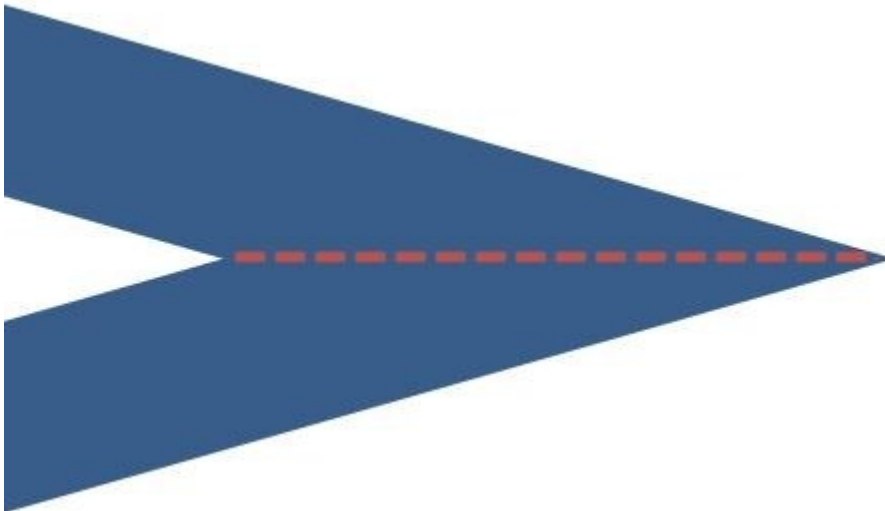


Figure 7: The miter length represented by a dashed line

If the miter length extends beyond the line miter limit, the line SHOULD be clipped, as shown in the following figure.



Figure 8: A line that was clipped because the miter length extended beyond the line miter limit

0	1	2	3	4	5	6	7	8	9	10	11	12	13	14	15	16	17	18	19	20	21	22	23	24	25	26	27	28	29	30	31
opid																lineMiterLimit															
...																															

opid (2 bytes): An **OfficeArtFOPTEOPID** record, as defined in section [2.2.8](#), that specifies the header for this property. The following table specifies the subfields.

Field	Meaning
opid.opid	A value that MUST be 0x01CC.
opid.fBid	A value that MUST be 0x0.
opid.fComplex	A value that MUST be 0x0.

lineMiterLimit (4 bytes): A value of type **FixedPoint**, as specified in [\[MS-OSHARED\]](#) section 2.2.1.6, that specifies the maximum allowed ratio of miter length to line width. The default value for this property is 0x00080000.

2.3.8.16 lineStyle

The **lineStyle** property specifies the style of the line.

0	1	2	3	4	5	6	7	8	9	10	11	12	13	14	15	16	17	18	19	20	21	22	23	24	25	26	27	28	29	30	31
opid																lineStyle															
...																															

opid (2 bytes): An **OfficeArtFOPTEOPID** record, as defined in section [2.2.8](#), that specifies the header for this property. The following table specifies the subfields.

Field	Meaning
opid.opid	A value that MUST be 0x01CD.
opid.fBid	A value that MUST be 0x0.
opid.fComplex	A value that MUST be 0x0.

lineStyle (4 bytes): An **MSOLINESTYLE** enumeration value, as defined in section [2.4.14](#), that specifies the style of the line. The default value for this property is **msolineSimple**.

2.3.8.17 lineDashing

The **lineDashing** property specifies the dash style of the line.

0	1	2	3	4	5	6	7	8	9	10	11	12	13	14	15	16	17	18	19	20	21	22	23	24	25	26	27	28	29	30	31
opid																lineDashing															
...																															

opid (2 bytes): An **OfficeArtFOPTEOPID** record, as defined in section [2.2.8](#), that specifies the header for this property. The following table specifies the subfields.

Field	Meaning
opid.opid	A value that MUST be 0x01CE.
opid.fBid	A value that MUST be 0x0.
opid.fComplex	A value that MUST be 0x0.

lineDashing (4 bytes): An **MSOLINEDASHING** enumeration value, as defined in section [2.4.15](#), that specifies the dash style of the line. The default value for this property is **msolineSolid**.

2.3.8.18 lineDashStyle

The **lineDashStyle** property specifies the custom dash style of the line.

0	1	2	3	4	5	6	7	8	9	10	11	12	13	14	15	16	17	18	19	20	21	22	23	24	25	26	27	28	29	30	31
opid																lineDashStyle															
...																															

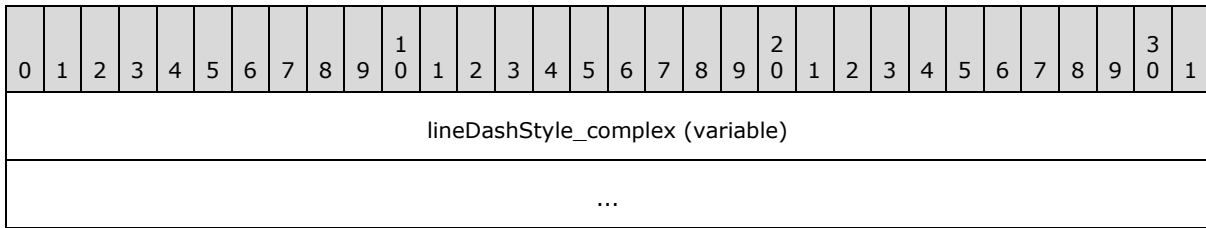
opid (2 bytes): An **OfficeArtFOPTEOPID** record, as defined in section [2.2.8](#), that specifies the header for this property. The following table specifies the subfields.

Field	Meaning
opid.opid	A value that MUST be 0x01CF.
opid.fBid	A value that is undefined and MUST be ignored.
opid.fComplex	A bit that indicates whether the lineDashStyle_complex property, as defined in section 2.3.8.19 , exists. If the value equals 0x1, lineDashStyle_complex MUST exist.

lineDashStyle (4 bytes): The number of bytes of data in the **lineDashStyle_complex** property. If **opid.fComplex** equals 0x0, this value MUST be 0x00000000. The default value for this property is 0x00000000.

2.3.8.19 lineDashStyle_complex

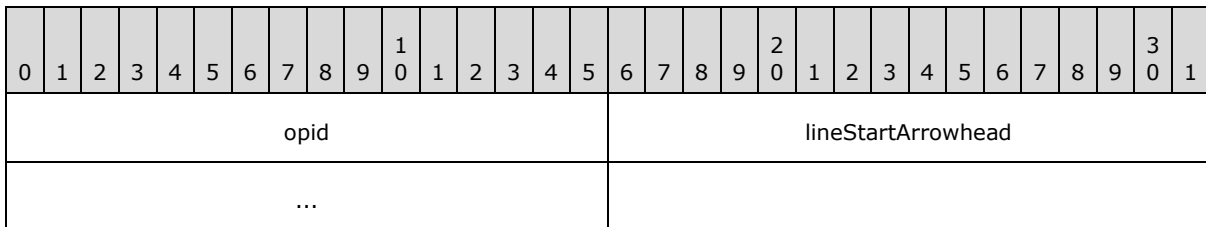
The **lineDashStyle_complex** property specifies additional data for the **lineDashStyle** property, as defined in section [2.3.8.18](#). If the **opid.fComplex** bit of **lineDashStyle** equals 0x1, this property MUST exist.



lineDashStyle_complex (variable): An **IMsoArray** record, as defined in section [2.2.51](#), of 32-bit unsigned integers that specifies a custom dash style for the line. The length of each dash and space in the dash style of the line is the product of a multiplier and the line width. The first element specifies the multiplier of the first dash, the second element specifies the multiplier of the first space, the third element specifies the multiplier of the second dash, and so on—alternating between spaces and dashes. This value SHOULD be used only if the **lineDashing** property, as defined in section [2.3.8.17](#), is either not present or equal to **msolineSolid**.

2.3.8.20 lineStartArrowhead

The **lineStartArrowhead** property specifies the **line end decoration** that is used at the start of the line.



opid (2 bytes): An **OfficeArtFOPTEOPID** record, as defined in section [2.2.8](#), that specifies the header for this property. The following table specifies the subfields.

Field	Meaning
opid.opid	A value that MUST be 0x01D0.
opid.fBid	A value that MUST be 0x0.
opid.fComplex	A value that MUST be 0x0.

lineStartArrowhead (4 bytes): An **MSOLINEEND** enumeration value, as defined in section [2.4.16](#), specifying the line end decoration that is used at the start of the line. The default value for this property is **msolineNoEnd**.

2.3.8.21 lineEndArrowhead

The **lineEndArrowhead** property specifies the line end decoration that is used at the end of the line.

0	1	2	3	4	5	6	7	8	9	10	11	12	13	14	15	16	17	18	19	20	21	22	23	24	25	26	27	28	29	30	31
opid											lineEndArrowhead																				
...																															

opid (2 bytes): An **OfficeArtFOPTEOPID** record, as defined in section [2.2.8](#), that specifies the header for this property. The following table specifies the subfields.

Field	Meaning
opid.opid	A value that MUST be 0x01D1.
opid.fBid	A value that MUST be 0x0.
opid.fComplex	A value that MUST be 0x0.

lineEndArrowhead (4 bytes): An **MSOLINEEND** enumeration value, as defined in section [2.4.16](#), specifying the line end decoration that is used at the end of the line. The default value for this property is **msolineNoEnd**.

2.3.8.22 lineStartArrowWidth

The **lineStartArrowWidth** property specifies the width of the line end decoration that is used at the start of the line.

0	1	2	3	4	5	6	7	8	9	10	11	12	13	14	15	16	17	18	19	20	21	22	23	24	25	26	27	28	29	30	31
opid											lineStartArrowWidth																				
...																															

opid (2 bytes): An **OfficeArtFOPTEOPID** record, as defined in section [2.2.8](#), that specifies the header for this property. The following table specifies the subfields.

Field	Meaning
opid.opid	A value that MUST be 0x01D2.
opid.fBid	A value that MUST be 0x0.
opid.fComplex	A value that MUST be 0x0.

lineStartArrowWidth (4 bytes): An **MSOLINEENDWIDTH** enumeration value, as defined in section [2.4.17](#), specifying the width of the line end decoration that is used at the start of the line. The default value for this property is **msolineMediumWidthArrow**.

2.3.8.23 lineStartArrowLength

The **lineStartArrowLength** property specifies the length of the line end decoration that is used at the start of the line.

0	1	2	3	4	5	6	7	8	9	10	11	12	13	14	15	16	17	18	19	20	21	22	23	24	25	26	27	28	29	30	31
opid											lineStartArrowLength																				
...																															

opid (2 bytes): An **OfficeArtFOPTEOPID** record, as defined in section [2.2.8](#), that specifies the header for this property. The following table specifies the subfields.

Field	Meaning
opid.opid	A value that MUST be 0x01D3.
opid.fBid	A value that MUST be 0x0.
opid.fComplex	A value that MUST be 0x0.

lineStartArrowLength (4 bytes): An **MSOLINEENDLENGTH** enumeration value, as defined in section [2.4.18](#), specifying the length of the line end decoration that is used at the start of the line. The default value for this property is **msolineMediumLenArrow**.

2.3.8.24 lineEndArrowWidth

The **lineEndArrowWidth** property specifies the width of the line end decoration that is used at the end of the line.

0	1	2	3	4	5	6	7	8	9	10	11	12	13	14	15	16	17	18	19	20	21	22	23	24	25	26	27	28	29	30	31
opid											lineEndArrowWidth																				
...																															

opid (2 bytes): An **OfficeArtFOPTEOPID** record, as defined in section [2.2.8](#), that specifies the header for this property. The following table specifies the subfields.

Field	Meaning
opid.opid	A value that MUST be 0x01D4.
opid.fBid	A value that MUST be 0x0.
opid.fComplex	A value that MUST be 0x0.

lineEndArrowWidth (4 bytes): An **MSOLINEENDWIDTH** enumeration value, as defined in section [2.4.17](#), specifying the width of the line end decoration that is used at the end of the line. The default value for this property is **msolineMediumWidthArrow**.

2.3.8.25 lineEndArrowLength

The **lineEndArrowLength** property specifies the length of the line end decoration that is used at the end of the line.

0	1	2	3	4	5	6	7	8	9	10	11	12	13	14	15	16	17	18	19	20	21	22	23	24	25	26	27	28	29	30	31
opid											lineEndArrowLength																				
...																															

opid (2 bytes): An **OfficeArtFOPTEOPID** record, as defined in section [2.2.8](#), that specifies the header for this property. The following table specifies the subfields.

Field	Meaning
opid.opid	A value that MUST be 0x01D5.
opid.fBid	A value that MUST be 0x0.
opid.fComplex	A value that MUST be 0x0.

lineEndArrowLength (4 bytes): An **MSOLINEENDLENGTH** enumeration value, as defined in section [2.4.18](#), specifying the length of the line end decoration that is used at the end of the line. The default value for this property is **msolineMediumLenArrow**.

2.3.8.26 lineJoinStyle

The **lineJoinStyle** property specifies the style of the line joins.

0	1	2	3	4	5	6	7	8	9	10	11	12	13	14	15	16	17	18	19	20	21	22	23	24	25	26	27	28	29	30	31
opid											lineJoinStyle																				
...																															

opid (2 bytes): An **OfficeArtFOPTEOPID** record, as defined in section [2.2.8](#), that specifies the header for this property. The following table specifies the subfields.

Field	Meaning
opid.opid	A value that MUST be 0x01D6.
opid.fBid	A value that MUST be 0x0.
opid.fComplex	A value that MUST be 0x0.

lineJoinStyle (4 bytes): An **MSOLINEJOIN** enumeration value, as defined in section [2.4.19](#), that specifies the style of the line joins. The default value for this property is **msolineJoinRound**.

2.3.8.27 lineEndCapStyle

The **lineEndCapStyle** property specifies the style of the line end caps.

0	1	2	3	4	5	6	7	8	9	10	11	12	13	14	15	16	17	18	19	20	21	22	23	24	25	26	27	28	29	30	31
opid											lineEndCapStyle																				
...																															

opid (2 bytes): An **OfficeArtFOPTEOPID** record, as defined in section [2.2.8](#), that specifies the header for this property. The following table specifies the subfields.

Field	Meaning
opid.opid	A value that MUST be 0x01D7.
opid.fBid	A value that MUST be 0x0.
opid.fComplex	A value that MUST be 0x0.

lineEndCapStyle (4 bytes): An **MSOLINECAP** enumeration value, as defined in section [2.4.20](#), that specifies the style of the line end caps. The default value for this property is **msolineEndCapFlat**.

2.3.8.28 lineColorExt

The **lineColorExt** property specifies the extended foreground color.

0	1	2	3	4	5	6	7	8	9	10	11	12	13	14	15	16	17	18	19	20	21	22	23	24	25	26	27	28	29	30	31
opid											lineColorExt																				
...																															

opid (2 bytes): An **OfficeArtFOPTEOPID** record, as defined in section [2.2.8](#), that specifies the header for this property. The following table specifies the subfields.

Field	Meaning
opid.opid	A value that MUST be 0x01D9.
opid.fBid	A value that MUST be 0x0.
opid.fComplex	A value that MUST be 0x0.

lineColorExt (4 bytes): An **OfficeArtCOLORREF** record, as defined in section [2.2.2](#), that specifies the extended foreground color. The default value for this property is 0xFFFFFFFF.

2.3.8.29 reserved474

The **reserved474** property MUST equal 0xFFFFFFFF and MUST be ignored.

0	1	2	3	4	5	6	7	8	9	10	11	12	13	14	15	16	17	18	19	20	21	22	23	24	25	26	27	28	29	30	31
opid											reserved474																				
...																															

opid (2 bytes): An **OfficeArtFOPTEOPID** record, as defined in section [2.2.8](#), that specifies the header for this property. The following table specifies the subfields.

Field	Meaning
opid.opid	A value that MUST be 0x01DA.
opid.fBid	A value that MUST be 0x0.
opid.fComplex	A value that MUST be 0x0.

reserved474 (4 bytes): A value that MUST equal 0xFFFFFFFF and MUST be ignored. The default value for this property is 0xFFFFFFFF.

2.3.8.30 lineColorExtMod

The **lineColorExtMod** property specifies the color modification of the extended foreground color.

0	1	2	3	4	5	6	7	8	9	10	11	12	13	14	15	16	17	18	19	20	21	22	23	24	25	26	27	28	29	30	31
opid											lineColorExtMod																				
...																															

opid (2 bytes): An **OfficeArtFOPTEOPID** record, as defined in section [2.2.8](#), that specifies the header for this property. The following table specifies the subfields.

Field	Meaning
opid.opid	A value that MUST be 0x01DB.
opid.fBid	A value that MUST be 0x0.
opid.fComplex	A value that MUST be 0x0.

lineColorExtMod (4 bytes): An **MSOTINTSHADE** record that specifies the extended foreground color modification. For more information, see the **OfficeArtCOLORREF** structure, as defined in section [2.2.2](#). The default value for this property is 0x20000000.

2.3.8.31 reserved476

This property is reserved and MUST be ignored.

0	1	2	3	4	5	6	7	8	9	10	11	12	13	14	15	16	17	18	19	20	21	22	23	24	25	26	27	28	29	30	31
opid											reserved476																				
...																															

opid (2 bytes): An **OfficeArtFOPTEOPID** record, as defined in section [2.2.8](#), that specifies the header for this property. The following table specifies the subfields.

Field	Meaning
opid.opid	A value that MUST be 0x01DC.
opid.fBid	A value that MUST be 0x0.
opid.fComplex	A value that MUST be 0x0.

reserved476 (4 bytes): A value that MUST equal zero and MUST be ignored. The default value for this property is 0x00000000.

2.3.8.32 lineBackColorExt

The **lineBackColorExt** property specifies the extended background color.

0	1	2	3	4	5	6	7	8	9	10	11	12	13	14	15	16	17	18	19	20	21	22	23	24	25	26	27	28	29	30	31
opid											lineBackColorExt																				
...																															

opid (2 bytes): An **OfficeArtFOPTEOPID** record, as defined in section [2.2.8](#), that specifies the header for this property. The following table specifies the subfields.

Field	Meaning
opid.opid	A value that MUST be 0x01DD.
opid.fBid	A value that MUST be 0x0.
opid.fComplex	A value that MUST be 0x0.

lineBackColorExt (4 bytes): An **OfficeArtCOLORREF** record, as defined in section [2.2.2](#), that specifies the extended background color. The default value for this property is 0xFFFFFFFF.

2.3.8.33 reserved478

The **reserved478** property MUST be 0xFFFFFFFF and MUST be ignored.

0	1	2	3	4	5	6	7	8	9	10	11	12	13	14	15	16	17	18	19	20	21	22	23	24	25	26	27	28	29	30	31
opid																reserved478															
...																															

opid (2 bytes): An **OfficeArtFOPTEOPID** record, as defined in section [2.2.8](#), that specifies the header for this property. The following table specifies the subfields.

Field	Meaning
opid.opid	A value that MUST be 0x01DE.
opid.fBid	A value that MUST be 0x0.
opid.fComplex	A value that MUST be 0x0.

reserved478 (4 bytes): A value that MUST equal 0xFFFFFFFF and MUST be ignored. The default value for this property is 0xFFFFFFFF.

2.3.8.34 lineBackColorExtMod

The **lineBackColorExtMod** property specifies the color modification of the extended background color.

0	1	2	3	4	5	6	7	8	9	10	11	12	13	14	15	16	17	18	19	20	21	22	23	24	25	26	27	28	29	30	31
opid																lineBackColorExtMod															
...																															

opid (2 bytes): An **OfficeArtFOPTEOPID** record, as defined in section [2.2.8](#), that specifies the header for this property. The following table specifies the subfields.

Field	Meaning
opid.opid	A value that MUST be 0x01DF.
opid.fBid	A value that MUST be 0x0.
opid.fComplex	A value that MUST be 0x0.

lineBackColorExtMod (4 bytes): An **MSOTINTSHADE** record that specifies the extended background color modification. For more information, see the **OfficeArtCOLORREF** structure, as defined in section [2.2.2](#). The default value for this property is 0x20000000.

2.3.8.35 reserved480

This property is reserved and MUST be ignored.

0	1	2	3	4	5	6	7	8	9	10	11	12	13	14	15	16	17	18	19	20	21	22	23	24	25	26	27	28	29	30	31
opid											reserved480																				
...																															

opid (2 bytes): An **OfficeArtFOPTEOPID** record, as defined in section [2.2.8](#), that specifies the header for this property. The following table specifies the subfields.

Field	Meaning
opid.opid	A value that MUST be 0x01E0.
opid.fBid	A value that MUST be 0x0.
opid.fComplex	A value that MUST be 0x0.

reserved480 (4 bytes): A value that MUST equal zero and MUST be ignored. The default value for this property is 0x00000000.

2.3.8.36 reserved481

The **reserved481** property MUST equal 0xFFFFFFFF and MUST be ignored.

0	1	2	3	4	5	6	7	8	9	10	11	12	13	14	15	16	17	18	19	20	21	22	23	24	25	26	27	28	29	30	31
opid											reserved481																				
...																															

opid (2 bytes): An **OfficeArtFOPTEOPID** record, as defined in section [2.2.8](#), that specifies the header for this property. The following table specifies the subfields.

Field	Meaning
opid.opid	A value that MUST be 0x01E1.
opid.fBid	A value that MUST be 0x0.
opid.fComplex	A value that MUST be 0x0.

reserved481 (4 bytes): A value that MUST equal 0xFFFFFFFF and MUST be ignored. The default value for this property is 0xFFFFFFFF.

2.3.8.37 reserved482

The **reserved482** property MUST equal 0xFFFFFFFF and MUST be ignored.

0	1	2	3	4	5	6	7	8	9	10	11	12	13	14	15	16	17	18	19	20	21	22	23	24	25	26	27	28	29	30	31
opid																reserved482															
...																															

opid (2 bytes): An **OfficeArtFOPTEOPID** record, as defined in section 2.2.8, that specifies the header for this property. The following table specifies the subfields.

Field	Meaning
opid.opid	A value that MUST be 0x01E2.
opid.fBid	A value that MUST be 0x0.
opid.fComplex	A value that MUST be 0x0.

reserved482 (4 bytes): A value that MUST equal 0xFFFFFFFF and MUST be ignored. The default value for this property is 0xFFFFFFFF.

2.3.8.38 Line Style Boolean Properties

The **Line Style Boolean Properties** specify a 32-bit field of Boolean properties for the line style.

0	1	2	3	4	5	6	7	8	9	10	11	12	13	14	15	16	17	18	19	20	21	22	23	24	25	26	27	28	29	30	31
opid																unused1						A	B	C	D	E	F	G	H	I	J
unused4						K	L	M	N	O	P	Q	R	S	T																

opid (2 bytes): An **OfficeArtFOPTEOPID** record, as defined in section 2.2.8, that specifies the header for this property. The following table specifies the subfields.

Field	Meaning
opid.opid	A value that MUST be 0x01FF.
opid.fBid	A value that MUST be 0x0.
opid.fComplex	A value that MUST be 0x0.

unused1 (6 bits): A value that is undefined and MUST be ignored.

A - fUsefLineOpaqueBackColor (1 bit): A bit that specifies whether the **fLineOpaqueBackColor** bit is set. A value of 0x0 specifies that the **fLineOpaqueBackColor** bit MUST be ignored and the default value used instead. The default value of this property is 0x0.

B - unused2 (1 bit): A value that is undefined and MUST be ignored.

- C - unused3 (1 bit):** A value that is undefined and MUST be ignored.
- D - fUsefInsetPen (1 bit):** A bit that specifies whether the **fInsetPen** bit is set. A value of 0x0 specifies that the **fInsetPen** bit MUST be ignored and the default value used instead. The default value of this property is 0x0.
- E - fUsefInsetPenOK (1 bit):** A bit that specifies whether the **fInsetPenOK** bit is set. A value of 0x0 specifies that the **fInsetPenOK** bit MUST be ignored and the default value used instead. The default value of this property is 0x0.
- F - fUsefArrowheadsOK (1 bit):** A bit that specifies whether the **fArrowheadsOK** bit is set. A value of 0x0 specifies that the **fArrowheadsOK** bit MUST be ignored and the default value used instead. The default value of this property is 0x0.
- G - fUsefLine (1 bit):** A bit that specifies whether the **fLine** bit is set. A value of 0x0 specifies that the **fLine** bit MUST be ignored and the default value used instead. The default value of this property is 0x0.
- H - fUsefHitTestLine (1 bit):** A bit that specifies whether the **fHitTestLine** bit is set. A value of 0x0 specifies that the **fHitTestLine** bit MUST be ignored and the default value used instead. The default value of this property is 0x0.
- I - fUsefLineFillShape (1 bit):** A bit that specifies whether the **fLineFillShape** bit is set. A value of 0x0 specifies that the **fLineFillShape** bit MUST be ignored and the default value used instead. The default value of this property is 0x0.
- J - fUsefNoLineDrawDash (1 bit):** A bit that specifies whether the **fNoLineDrawDash** bit is set. A value of 0x0 specifies that the **fNoLineDrawDash** bit MUST be ignored and the default value used instead. The default value of this property is 0x0.
- unused4 (6 bits):** A value that is undefined and MUST be ignored.
- K - fLineOpaqueBackColor (1 bit):** A bit that specifies whether an extra line will be rendered underneath the line that is specified by this property set. The extra line MUST be equivalent to the line that is specified by the current property set, except that the **lineColor** property, as defined in section [2.3.8.1](#), MUST be set to the value of the current property set's **lineBackColor** property, as defined in section [2.3.8.3](#), and the **lineDashing** property, as defined in section [2.3.8.17](#), MUST be **msolineSolid**. If **fUsefLineOpaqueBackColor** equals 0x0, this value MUST be ignored. The default value for this property is 0x0.
- L - reserved1 (1 bit):** A value that MUST be zero and MUST be ignored.
- M - reserved2 (1 bit):** A value that MUST be zero and MUST be ignored.
- N - fInsetPen (1 bit):** A bit that specifies whether to draw the line inside the shape. If **fInsetPenOK** equals 0x0, this value MUST be ignored. If **fUsefInsetPen** equals 0x0, this value MUST be ignored. The default value for this property is 0x0.
- O - fInsetPenOK (1 bit):** A bit that specifies whether insetting the pen is allowed. If **fUsefInsetPenOK** equals 0x0, this value MUST be ignored. The default value for this property is 0x1.
- P - fArrowheadsOK (1 bit):** A bit that specifies whether the line end decoration properties are editable. This value SHOULD NOT [<41>](#) affect the rendering of the line end decorations. If **fUsefArrowheadsOK** equals 0x0, this value MUST be ignored. The default value for this property is 0x0.

Q - fLine (1 bit): A bit that specifies whether to display the other line properties in this line style if the shape is a 2-D shape. If **fLeftLine** bit of Left Line Style Boolean Properties (as defined in section [2.3.9.38](#)), **fTopLine** bit of Top Line Style Boolean Properties (as defined in section [2.3.10.38](#)), **fBottomLine** bit of Bottom Line Style Boolean Properties (as defined in section [2.3.12.38](#)), or **fRightLine** bit of Right Line Style Boolean Properties (as defined in section [2.3.11.38](#)) is set to 0x1, the other properties in this property set MUST NOT be displayed. If **fUseLine** equals 0x0, this value MUST be ignored. The default value for this property is 0x1.

R - fHitTestLine (1 bit): A bit that specifies whether this line will be hit tested. If **fUseHitTestLine** equals 0x0, this value MUST be ignored. The default value for this property is 0x1.

S - fLineFillShape (1 bit): A bit that specifies how the fill is aligned. The following table specifies the meaning of each value for this field. If **fUseLineFillShape** equals 0x0, this value MUST be ignored. The default value for this property is 0x1.

Value	Meaning
0x0	Specifies that the fill is aligned with the origin of the view.
0x1	Specifies that the fill is aligned relative to the shape so that the fill will move with the shape.

T - fNoLineDrawDash (1 bit): A bit that specifies whether a dashed line will be drawn if the other properties specify that no line exists. If **fUseNoLineDrawDash** equals 0x0, this value MUST be ignored. The default value for this property is 0x0.

2.3.9 Left Line Style

The **Left Line Style** property set specifies the line attributes that are applied to the left side of a rectangular shape.

2.3.9.1 lineLeftColor

The **lineLeftColor** property specifies the foreground color of the line.

0	1	2	3	4	5	6	7	8	9	10	11	12	13	14	15	16	17	18	19	20	21	22	23	24	25	26	27	28	29	30	31
opid																lineLeftColor															
...																															

opid (2 bytes): An **OfficeArtFOPTEOPID** record, as defined in section [2.2.8](#), that specifies the header for this property. The following table specifies the subfields.

Field	Meaning
opid.opid	A value that MUST be 0x0540.
opid.fBid	A value that MUST be 0x0.
opid.fComplex	A value that MUST be 0x0.

lineLeftColor (4 bytes): An **OfficeArtCOLORREF** record, as defined in section [2.2.2](#), that specifies the foreground color of the line. The default value for this property is 0x00000000.

2.3.9.2 lineLeftOpacity

The **lineLeftOpacity** property specifies the opacity level of the foreground color.

0	1	2	3	4	5	6	7	8	9	10	11	12	13	14	15	16	17	18	19	20	21	22	23	24	25	26	27	28	29	30	31
opid																lineLeftOpacity															
...																															

opid (2 bytes): An **OfficeArtFOPTEOPID** record, as defined in section [2.2.8](#), that specifies the header for this property. The following table specifies the subfields.

Field	Meaning
opid.opid	A value that MUST be 0x0541.
opid.fBid	A value that MUST be 0x0.
opid.fComplex	A value that MUST be 0x0.

lineLeftOpacity (4 bytes): A signed integer that specifies the opacity level of the foreground color. This property MUST be from 0x00000000 through 0x00010000, inclusive. A value of 0x00000000 is completely transparent. A value of 0x00010000 is completely opaque. The default value for this property is 0x00010000.

2.3.9.3 lineLeftBackColor

The **lineLeftBackColor** property specifies the background color of the line.

0	1	2	3	4	5	6	7	8	9	10	11	12	13	14	15	16	17	18	19	20	21	22	23	24	25	26	27	28	29	30	31
opid																lineLeftBackColor															
...																															

opid (2 bytes): An **OfficeArtFOPTEOPID** record, as defined in section [2.2.8](#), that specifies the header for this property. The following table specifies the subfields.

Field	Meaning
opid.opid	A value that MUST be 0x0542.
opid.fBid	A value that MUST be 0x0.
opid.fComplex	A value that MUST be 0x0.

lineLeftBackColor (4 bytes): An **OfficeArtCOLORREF** record, as defined in section [2.2.2](#), that specifies the background color of the line. The default value for this property is 0x00FFFFFF.

2.3.9.4 lineLeftCrMod

The **lineLeftCrMod** property specifies the foreground color of the line for black-and-white display mode.

0	1	2	3	4	5	6	7	8	9	10	11	12	13	14	15	16	17	18	19	20	21	22	23	24	25	26	27	28	29	30	31
opid																lineLeftCrMod															
...																															

opid (2 bytes): An **OfficeArtFOPTEOPID** record, as defined in section [2.2.8](#), that specifies the header for this property. The following table specifies the subfields.

Field	Meaning
opid.opid	A value that MUST be 0x0543.
opid.fBid	A value that MUST be 0x0.
opid.fComplex	A value that MUST be 0x0.

lineLeftCrMod (4 bytes): An **OfficeArtCOLORREF** record, as defined in section [2.2.2](#), that specifies the foreground color of the line for black-and-white display mode. The default value for this property is 0x20000000.

2.3.9.5 lineLeftType

The **lineLeftType** property specifies the type of line.

0	1	2	3	4	5	6	7	8	9	10	11	12	13	14	15	16	17	18	19	20	21	22	23	24	25	26	27	28	29	30	31
opid																lineLeftType															
...																															

opid (2 bytes): An **OfficeArtFOPTEOPID** record, as defined in section [2.2.8](#), that specifies the header for this property. The following table specifies the subfields.

Field	Meaning
opid.opid	A value that MUST be 0x0544.
opid.fBid	A value that MUST be 0x0.
opid.fComplex	A value that MUST be 0x0.

lineLeftType (4 bytes): An **MSOLINETYPE** enumeration value, as defined in section [2.4.13](#), that specifies the type of line. The default value for this property is **msolineSolidType**.

2.3.9.6 lineLeftFillBlip

The **lineLeftFillBlip** property specifies the BLIP that is used to fill this line.

0	1	2	3	4	5	6	7	8	9	10	11	12	13	14	15	16	17	18	19	20	21	22	23	24	25	26	27	28	29	30	31
opid																lineLeftFillBlip															
...																															

opid (2 bytes): An **OfficeArtFOPTEOPID** record, as defined in section [2.2.8](#), that specifies the header for this property. The following table specifies the subfields.

Field	Meaning
opid.opid	A value that MUST be 0x0545.
opid.fBid	A value that MUST be 0x0 if fComplex equals 0x1 or 0x1 if fComplex equals 0x0. If this record is contained in an OfficeArtInlineSpContainer record, as defined in section 2.2.15 , then the value MUST be ignored.
opid.fComplex	A bit that indicates whether the lineLeftFillBlip_complex property, as defined in section 2.3.9.7 , exists. If the value equals 0x1, lineLeftFillBlip_complex MUST exist. If this record is contained in an OfficeArtInlineSpContainer then the value MUST be ignored.

lineLeftFillBlip (4 bytes): An unsigned integer specifying the BLIP that is used to fill this line when the **lineLeftType** property, as defined in section [2.3.9.5](#), is set to **msolinePattern** or **msolineTexture**. The value of **opid.fComplex** determines the meaning of this field, as specified in the following table. The default value for this property is 0x00000000. If this record is contained in an **OfficeArtInlineSpContainer** record then the value MUST be ignored.

Value of opid.fComplex	Meaning of lineLeftFillBlip field
0x0	Specifies a one-based index into the rgfb array of the OfficeArtBStoreContainer record, as defined in section 2.2.20 . A value of 0x00000000 MUST be ignored.
0x1	Specifies the number of bytes of data in the lineLeftFillBlip_complex property, as defined in section 2.3.9.7 .

2.3.9.7 lineLeftFillBlip_complex

The **lineLeftFillBlip_complex** property specifies additional data for the **lineLeftFillBlip** property, as defined in section [2.3.9.6](#). If the **opid.fComplex** bit of **lineLeftFillBlip** equals 0x1, this property MUST exist.

0	1	2	3	4	5	6	7	8	9	10	11	12	13	14	15	16	17	18	19	20	21	22	23	24	25	26	27	28	29	30	31
lineLeftFillBlip_complex (variable)																															
...																															

lineLeftFillBlip_complex (variable): An **OfficeArtBlip** record, as defined in section [2.2.23](#), specifying the BLIP that is used to fill this line if the **lineLeftType** property, as defined in section [2.3.9.5](#), is set to **mslinePattern** or **mslineTexture**.

2.3.9.8 lineLeftFillBlipName

The **lineLeftFillBlipName** property specifies a comment about the **lineLeftFillBlip** property, as defined in section [2.3.9.6](#).

0	1	2	3	4	5	6	7	8	9	10	11	12	13	14	15	16	17	18	19	20	21	22	23	24	25	26	27	28	29	30	31
opid											lineLeftFillBlipName																				
...																															

opid (2 bytes): An **OfficeArtFOPTEOPID** record, as defined in section [2.2.8](#), that specifies the header for this property. The following table specifies the subfields.

Field	Meaning
opid.opid	A value that MUST be 0x0546.
opid.fBid	A value that is undefined and MUST be ignored.
opid.fComplex	A bit that indicates whether the lineLeftFillBlipName_complex property, as defined in section 2.3.9.9 , exists. If the value equals 0x1, lineLeftFillBlipName_complex MUST exist.

lineLeftFillBlipName (4 bytes): The number of bytes of data in the **lineLeftFillBlipName_complex** property. If **opid.fComplex** equals 0x0, this value MUST be 0x00000000. The default value for this property is 0x00000000.

2.3.9.9 lineLeftFillBlipName_complex

The **lineLeftFillBlipName_complex** property specifies additional data for the **lineLeftFillBlipName** property, as defined in section [2.3.9.8](#). If the **opid.fComplex** bit of **lineLeftFillBlipName** equals 0x1, this property MUST exist.

0	1	2	3	4	5	6	7	8	9	10	11	12	13	14	15	16	17	18	19	20	21	22	23	24	25	26	27	28	29	30	31
lineLeftFillBlipName_complex (variable)																															

...

lineLeftFillBlipName_complex (variable): A null-terminated Unicode string that specifies a comment about the **lineLeftFillBlip** property, as defined in section [2.3.9.6](#), as specified by the **lineLeftFillBlipFlags** property, as defined in section [2.3.9.10](#).

2.3.9.10 lineLeftFillBlipFlags

The **lineLeftFillBlipFlags** property specifies how to interpret the **lineLeftFillBlipName_complex** property, as defined in section [2.3.9.9](#).

0	1	2	3	4	5	6	7	8	9	10	11	12	13	14	15	16	17	18	19	20	21	22	23	24	25	26	27	28	29	30	31
opid																lineLeftFillBlipFlags															
...																															

opid (2 bytes): An **OfficeArtFOPTEOPID** record, as defined in section [2.2.8](#), that specifies the header for this property. The following table specifies the subfields.

Field	Meaning
opid.opid	A value that MUST be 0x0547.
opid.fBid	A value that MUST be 0x0.
opid.fComplex	A value that MUST be 0x0.

lineLeftFillBlipFlags (4 bytes): An **MSOBLIPFLAGS** enumeration value, as defined in section [2.4.8](#), that specifies how to interpret the **lineLeftFillBlipName_complex** property, as defined in section [2.3.9.9](#). This value MUST be **msoblipflagComment**. The default value for this property is **msoblipflagComment**.

2.3.9.11 lineLeftFillWidth

The **lineLeftFillWidth** property specifies the width of a pattern or texture that is used to fill this line. The **lineLeftFillDztype** property, as defined in section [2.3.9.13](#), specifies how to interpret this value.

0	1	2	3	4	5	6	7	8	9	10	11	12	13	14	15	16	17	18	19	20	21	22	23	24	25	26	27	28	29	30	31
opid																lineLeftFillWidth															
...																															

opid (2 bytes): An **OfficeArtFOPTEOPID** record, as defined in section [2.2.8](#), that specifies the header for this property. The following table specifies the subfields.

Field	Meaning
opid.opid	A value that MUST be 0x0548.
opid.fBid	A value that MUST be 0x0.
opid.fComplex	A value that MUST be 0x0.

lineLeftFillWidth (4 bytes): A signed integer specifying the width of a pattern or texture that is used to fill this line. If this value is 0x00000000, the width of the pixel data contained in the pattern or texture is to be used, and the appearance of the line fill will depend on the settings of the device on which it is rendered. The default value for this property is 0x00000000.

2.3.9.12 lineLeftFillHeight

The **lineLeftFillHeight** property specifies the height of a pattern or texture that is used to fill this line. The **lineLeftFillDztype** property, as defined in section [2.3.9.13](#), specifies how to interpret this value.

0	1	2	3	4	5	6	7	8	9	10	11	12	13	14	15	16	17	18	19	20	21	22	23	24	25	26	27	28	29	30	31
opid																lineLeftFillHeight															
...																															

opid (2 bytes): An **OfficeArtFOPTEOPID** record, as defined in section [2.2.8](#), that specifies the header for this property. The following table specifies the subfields.

Field	Meaning
opid.opid	A value that MUST be 0x0549.
opid.fBid	A value that MUST be 0x0.
opid.fComplex	A value that MUST be 0x0.

lineLeftFillHeight (4 bytes): A signed integer specifying the height of a pattern or texture that is used to fill this line. If this value is 0x00000000, the height of the pixel data contained in the pattern or texture is to be used, and the appearance of the line fill will depend on the settings of the device on which it is rendered. The default value for this property is 0x00000000.

2.3.9.13 lineLeftFillDztype

The **lineLeftFillDztype** property specifies how the **lineLeftFillWidth**, as defined in section [2.3.9.11](#), and **lineLeftFillHeight**, as defined in section [2.3.9.12](#), properties MUST be interpreted.

0	1	2	3	4	5	6	7	8	9	10	11	12	13	14	15	16	17	18	19	20	21	22	23	24	25	26	27	28	29	30	31
opid																lineLeftFillDztype															

...

opid (2 bytes): An **OfficeArtFOPTEOPID** record, as defined in section [2.2.8](#), that specifies the header for this property. The following table specifies the subfields.

Field	Meaning
opid.opid	A value that MUST be 0x054A.
opid.fBid	A value that MUST be 0x0.
opid.fComplex	A value that MUST be 0x0.

lineLeftFillDztype (4 bytes): An **MSODZTYPE** enumeration value, as defined in section [2.4.12](#), that specifies how the **lineLeftFillWidth**, as defined in section [2.3.9.11](#), and **lineLeftFillHeight**, as defined in section [2.3.9.12](#), properties MUST be interpreted. The default value for this property is **msodztypeDefault**.

2.3.9.14 lineLeftWidth

The **lineLeftWidth** property specifies the width of the line.

0	1	2	3	4	5	6	7	8	9	10	11	12	13	14	15	16	17	18	19	20	21	22	23	24	25	26	27	28	29	30	31
opid																lineLeftWidth															
...																															

opid (2 bytes): An **OfficeArtFOPTEOPID** record, as defined in section [2.2.8](#), that specifies the header for this property. The following table specifies the subfields.

Field	Meaning
opid.opid	A value that MUST be 0x054B.
opid.fBid	A value that MUST be 0x0.
opid.fComplex	A value that MUST be 0x0.

lineLeftWidth (4 bytes): A signed integer that specifies the width, in EMUs, of the line. This value MUST be from 0x00000000 through 0x0132F540, inclusive. The default value for this property is 0x00002535.

2.3.9.15 lineLeftMiterLimit

The **lineLeftMiterLimit** property specifies the maximum allowed ratio of miter length to line width. The miter length is the distance from the intersection of the line walls on the inside of the join to the intersection of the line walls on the outside of the join. For an explanation of miter length, see section [2.3.8.15](#).

0	1	2	3	4	5	6	7	8	9	10	11	12	13	14	15	16	17	18	19	20	21	22	23	24	25	26	27	28	29	30	31
opid																lineLeftMiterLimit															
...																															

opid (2 bytes): An **OfficeArtFOPTEOPID** record, as defined in section [2.2.8](#), that specifies the header for this property. The following table specifies the subfields.

Field	Meaning
opid.opid	A value that MUST be 0x054C.
opid.fBid	A value that MUST be 0x0.
opid.fComplex	A value that MUST be 0x0.

lineLeftMiterLimit (4 bytes): A value of type **FixedPoint**, as specified in [\[MS-OSHARED\]](#) section 2.2.1.6, that specifies the maximum allowed ratio of miter length to line width. The default value for this property is 0x00080000.

2.3.9.16 lineLeftStyle

The **lineLeftStyle** property specifies the style of the line.

0	1	2	3	4	5	6	7	8	9	10	11	12	13	14	15	16	17	18	19	20	21	22	23	24	25	26	27	28	29	30	31
opid																lineLeftStyle															
...																															

opid (2 bytes): An **OfficeArtFOPTEOPID** record, as defined in section [2.2.8](#), that specifies the header for this property. The following table specifies the subfields.

Field	Meaning
opid.opid	A value that MUST be 0x054D.
opid.fBid	A value that MUST be 0x0.
opid.fComplex	A value that MUST be 0x0.

lineLeftStyle (4 bytes): An **MSOLINESTYLE** enumeration value, as defined in section [2.4.14](#), that specifies the style of the line. The default value for this property is mslineSimple.

2.3.9.17 lineLeftDashing

The **lineLeftDashing** property specifies the dash style of the line.

0	1	2	3	4	5	6	7	8	9	10	11	12	13	14	15	16	17	18	19	20	21	22	23	24	25	26	27	28	29	30	31
opid																lineLeftDashing															
...																															

opid (2 bytes): An **OfficeArtFOPTEOPID** record, as defined in section [2.2.8](#), that specifies the header for this property. The following table specifies the subfields.

Field	Meaning
opid.opid	A value that MUST be 0x054E.
opid.fBid	A value that MUST be 0x0.
opid.fComplex	A value that MUST be 0x0.

lineLeftDashing (4 bytes): An **MSOLINEDASHING** enumeration value, as defined in section [2.4.15](#), that specifies the dash style of the line. The default value for this property is **msolineSolid**.

2.3.9.18 lineLeftDashStyle

The **lineLeftDashStyle** property specifies the custom dash style of the line.

0	1	2	3	4	5	6	7	8	9	10	11	12	13	14	15	16	17	18	19	20	21	22	23	24	25	26	27	28	29	30	31
opid																lineLeftDashStyle															
...																															

opid (2 bytes): An **OfficeArtFOPTEOPID** record, as defined in section [2.2.8](#), that specifies the header for this property. The following table specifies the subfields.

Field	Meaning
opid.opid	A value that MUST be 0x054F.
opid.fBid	A value that is undefined and MUST be ignored.
opid.fComplex	A bit that indicates whether the lineLeftDashStyle_complex property exists. If the value equals 0x1, lineLeftDashStyle_complex MUST exist.

lineLeftDashStyle (4 bytes): The number of bytes of data in the **lineLeftDashStyle_complex** property. If **opid.fComplex** equals 0x0, this value MUST be 0x00000000. The default value for this property is 0x00000000.

2.3.9.19 lineLeftDashStyle_complex

The **lineLeftDashStyle_complex** property specifies additional data for the [lineLeftDashStyle](#) property. If the **opid.fComplex** bit of **lineLeftDashStyle** equals 0x1, this property MUST exist.

0	1	2	3	4	5	6	7	8	9	10	11	12	13	14	15	16	17	18	19	20	21	22	23	24	25	26	27	28	29	30	31
lineLeftDashStyle_complex (variable)																															
...																															

lineLeftDashStyle_complex (variable): An **IMsoArray** record, as defined in section [2.2.51](#), of 32-bit unsigned integers that specifies a custom dash style for the line. The length of each dash and space in the dash style of the line is the product of a multiplier and the line width. The first element specifies the multiplier of the first dash, the second element specifies the multiplier of the first space, the third element specifies the multiplier of the second dash, and so on—alternating between spaces and dashes. This value SHOULD be used only if the [lineLeftDashing](#) property is either not present or equal to **msolineSolid**.

2.3.9.20 lineLeftStartArrowhead

The **lineLeftStartArrowhead** property specifies the line end decoration that is used at the start of the line.

0	1	2	3	4	5	6	7	8	9	10	11	12	13	14	15	16	17	18	19	20	21	22	23	24	25	26	27	28	29	30	31
opid										lineLeftStartArrowhead																					
...																															

opid (2 bytes): An **OfficeArtFOPTEOPID** record, as defined in section [2.2.8](#), that specifies the header for this property. The following table specifies the subfields.

Field	Meaning
opid.opid	A value that MUST be 0x0550.
opid.fBid	A value that MUST be 0x0.
opid.fComplex	A value that MUST be 0x0.

lineLeftStartArrowhead (4 bytes): An **MSOLINEEND** enumeration value, as defined in section [2.4.16](#), specifying the line end decoration that is used at the start of the line. The default value for this property is **msolineNoEnd**.

2.3.9.21 lineLeftEndArrowhead

The **lineLeftEndArrowhead** property specifies the line end decoration that is used at the end of the line.

0	1	2	3	4	5	6	7	8	9	10	11	12	13	14	15	16	17	18	19	20	21	22	23	24	25	26	27	28	29	30	31
opid																lineLeftEndArrowhead															
...																															

opid (2 bytes): An **OfficeArtFOPTEOPID** record, as defined in section [2.2.8](#), that specifies the header for this property. The following table specifies the subfields.

Field	Meaning
opid.opid	A value that MUST be 0x0551.
opid.fBid	A value that MUST be 0x0.
opid.fComplex	A value that MUST be 0x0.

lineLeftEndArrowhead (4 bytes): An **MSOLINEEND** enumeration value, as defined in section [2.4.16](#), specifying the line end decoration that is used at the end of the line. The default value for this property is **msolineNoEnd**.

2.3.9.22 lineLeftStartArrowWidth

The **lineLeftStartArrowWidth** property specifies the width of the line end decoration that is used at the start of the line.

0	1	2	3	4	5	6	7	8	9	10	11	12	13	14	15	16	17	18	19	20	21	22	23	24	25	26	27	28	29	30	31
opid																lineLeftStartArrowWidth															
...																															

opid (2 bytes): An **OfficeArtFOPTEOPID** record, as defined in section [2.2.8](#), that specifies the header for this property. The following table specifies the subfields.

Field	Meaning
opid.opid	A value that MUST be 0x0552.
opid.fBid	A value that MUST be 0x0.
opid.fComplex	A value that MUST be 0x0.

lineLeftStartArrowWidth (4 bytes): An **MSOLINEENDWIDTH** enumeration value, as defined in section [2.4.17](#), specifying the width of the line end decoration that is used at the start of the line. The default value for this property is **msolineMediumWidthArrow**.

2.3.9.23 lineLeftStartArrowLength

The **lineLeftStartArrowLength** property specifies the length of the line end decoration that is used at the start of the line.

0	1	2	3	4	5	6	7	8	9	10	11	12	13	14	15	16	17	18	19	20	21	22	23	24	25	26	27	28	29	30	31
opid											lineLeftStartArrowLength																				
...																															

opid (2 bytes): An **OfficeArtFOPTEOPID** record, as defined in section [2.2.8](#), that specifies the header for this property. The following table specifies the subfields.

Field	Meaning
opid.opid	A value that MUST be 0x0553.
opid.fBid	A value that MUST be 0x0.
opid.fComplex	A value that MUST be 0x0.

lineLeftStartArrowLength (4 bytes): An **MSOLINEENDLENGTH** enumeration value, as defined in section [2.4.18](#), specifying the length of the line end decoration that is used at the start of the line. The default value for this property is **msolineMediumLenArrow**.

2.3.9.24 lineLeftEndArrowWidth

The **lineLeftEndArrowWidth** property specifies the width of the line end decoration that is used at the end of the line.

0	1	2	3	4	5	6	7	8	9	10	11	12	13	14	15	16	17	18	19	20	21	22	23	24	25	26	27	28	29	30	31
opid											lineLeftEndArrowWidth																				
...																															

opid (2 bytes): An **OfficeArtFOPTEOPID** record, as defined in section [2.2.8](#), that specifies the header for this property. The following table specifies the subfields.

Field	Meaning
opid.opid	A value that MUST be 0x0554.
opid.fBid	A value that MUST be 0x0.
opid.fComplex	A value that MUST be 0x0.

lineLeftEndArrowWidth (4 bytes): An **MSOLINEENDWIDTH** enumeration value, as defined in section [2.4.17](#), specifying the width of the line end decoration that is used at the end of the line. The default value for this property is **msolineMediumWidthArrow**.

2.3.9.25 lineLeftEndArrowLength

The **lineLeftEndArrowLength** property specifies the length of the line end decoration that is used at the end of the line.

0	1	2	3	4	5	6	7	8	9	10	11	12	13	14	15	16	17	18	19	20	21	22	23	24	25	26	27	28	29	30	31
opid											lineLeftEndArrowLength																				
...																															

opid (2 bytes): An **OfficeArtFOPTEOPID** record, as defined in section [2.2.8](#), that specifies the header for this property. The following table specifies the subfields.

Field	Meaning
opid.opid	A value that MUST be 0x0555.
opid.fBid	A value that MUST be 0x0.
opid.fComplex	A value that MUST be 0x0.

lineLeftEndArrowLength (4 bytes): An **MSOLINEENDLENGTH** enumeration value, as defined in section [2.4.18](#), specifying the length of the line end decoration that is used at the end of the line. The default value for this property is **msolineMediumLenArrow**.

2.3.9.26 lineLeftJoinStyle

The **lineLeftJoinStyle** property specifies the style of the line joins.

0	1	2	3	4	5	6	7	8	9	10	11	12	13	14	15	16	17	18	19	20	21	22	23	24	25	26	27	28	29	30	31
opid											lineLeftJoinStyle																				
...																															

opid (2 bytes): An **OfficeArtFOPTEOPID** record, as defined in section [2.2.8](#), that specifies the header for this property. The following table specifies the subfields.

Field	Meaning
opid.opid	A value that MUST be 0x0556.
opid.fBid	A value that MUST be 0x0.
opid.fComplex	A value that MUST be 0x0.

lineLeftJoinStyle (4 bytes): An **MSOLINEJOIN** enumeration value, as defined in section [2.4.19](#), that specifies the style of the line joins. The default value for this property is **msolineJoinRound**.

2.3.9.27 lineLeftEndCapStyle

The **lineLeftEndCapStyle** property specifies the style of the line end caps.

0	1	2	3	4	5	6	7	8	9	10	11	12	13	14	15	16	17	18	19	20	21	22	23	24	25	26	27	28	29	30	31
opid											lineLeftEndCapStyle																				
...																															

opid (2 bytes): An **OfficeArtFOPTEOPID** record, as defined in section [2.2.8](#), that specifies the header for this property. The following table specifies the subfields.

Field	Meaning
opid.opid	A value that MUST be 0x0557.
opid.fBid	A value that MUST be 0x0.
opid.fComplex	A value that MUST be 0x0.

lineLeftEndCapStyle (4 bytes): An **MSOLINECAP** enumeration value, as defined in section [2.4.20](#), that specifies the style of the line end caps. The default value for this property is **msolineEndCapFlat**.

2.3.9.28 lineLeftColorExt

The **lineLeftColorExt** property specifies the extended foreground color.

0	1	2	3	4	5	6	7	8	9	10	11	12	13	14	15	16	17	18	19	20	21	22	23	24	25	26	27	28	29	30	31
opid											lineLeftColorExt																				
...																															

opid (2 bytes): An **OfficeArtFOPTEOPID** record, as defined in section [2.2.8](#), that specifies the header for this property. The following table specifies the subfields.

Field	Meaning
opid.opid	A value that MUST be 0x0559.
opid.fBid	A value that MUST be 0x0.
opid.fComplex	A value that MUST be 0x0.

lineLeftColorExt (4 bytes): An **OfficeArtCOLORREF** record, as defined in section [2.2.2](#), that specifies the extended foreground color. The default value for this property is 0xFFFFFFFF.

2.3.9.29 reserved1370

The **reserved1370** property MUST equal 0xFFFFFFFF and MUST be ignored.

0	1	2	3	4	5	6	7	8	9	10	11	12	13	14	15	16	17	18	19	20	21	22	23	24	25	26	27	28	29	30	31
opid											reserved1370																				
...																															

opid (2 bytes): An **OfficeArtFOPTEOPID** record, as defined in section [2.2.8](#), that specifies the header for this property. The following table specifies the subfields.

Field	Meaning
opid.opid	A value that MUST be 0x055A.
opid.fBid	A value that MUST be 0x0.
opid.fComplex	A value that MUST be 0x0.

reserved1370 (4 bytes): A value that MUST equal 0xFFFFFFFF and MUST be ignored. The default value for this property is 0xFFFFFFFF.

2.3.9.30 lineLeftColorExtMod

The **lineLeftColorExtMod** property specifies the color modification of the extended foreground color.

0	1	2	3	4	5	6	7	8	9	10	11	12	13	14	15	16	17	18	19	20	21	22	23	24	25	26	27	28	29	30	31
opid											lineLeftColorExtMod																				
...																															

opid (2 bytes): An **OfficeArtFOPTEOPID** record, as defined in section [2.2.8](#), that specifies the header for this property. The following table specifies the subfields.

Field	Meaning
opid.opid	A value that MUST be 0x055B.
opid.fBid	A value that MUST be 0x0.
opid.fComplex	A value that MUST be 0x0.

lineLeftColorExtMod (4 bytes): An **MSOTINTSHADE** record that specifies the extended foreground color modification. For more information, see the **OfficeArtCOLORREF** structure, as defined in section [2.2.2](#). The default value for this property is 0x20000000.

2.3.9.31 reserved1372

This property is reserved and MUST be ignored.

0	1	2	3	4	5	6	7	8	9	10	11	12	13	14	15	16	17	18	19	20	21	22	23	24	25	26	27	28	29	30	31
opid											reserved1372																				
...																															

opid (2 bytes): An **OfficeArtFOPTEOPID** record, as defined in section [2.2.8](#), that specifies the header for this property. The following table specifies the subfields.

Field	Meaning
opid.opid	A value that MUST be 0x055C.
opid.fBid	A value that MUST be 0x0.
opid.fComplex	A value that MUST be 0x0.

reserved1372 (4 bytes): A value that MUST equal zero and MUST be ignored. The default value for this property is 0x00000000.

2.3.9.32 lineLeftBackColorExt

The **lineLeftBackColorExt** property specifies the extended background color.

0	1	2	3	4	5	6	7	8	9	10	11	12	13	14	15	16	17	18	19	20	21	22	23	24	25	26	27	28	29	30	31
opid											lineLeftBackColorExt																				
...																															

opid (2 bytes): An **OfficeArtFOPTEOPID** record, as defined in section [2.2.8](#), that specifies the header for this property. The following table specifies the subfields.

Field	Meaning
opid.opid	A value that MUST be 0x055D.
opid.fBid	A value that MUST be 0x0.
opid.fComplex	A value that MUST be 0x0.

lineLeftBackColorExt (4 bytes): An **OfficeArtCOLORREF** record, as defined in section [2.2.2](#), that specifies the extended background color. The default value for this property is 0xFFFFFFFF.

2.3.9.33 reserved1374

The **reserved1374** property MUST equal 0xFFFFFFFF and MUST be ignored.

0	1	2	3	4	5	6	7	8	9	10	11	12	13	14	15	16	17	18	19	20	21	22	23	24	25	26	27	28	29	30	31
opid											reserved1374																				
...																															

opid (2 bytes): An **OfficeArtFOPTEOPID** record, as defined in section [2.2.8](#), that specifies the header for this property. The following table specifies the subfields.

Field	Meaning
opid.opid	A value that MUST be 0x055E.
opid.fBid	A value that MUST be 0x0.
opid.fComplex	A value that MUST be 0x0.

reserved1374 (4 bytes): A value that MUST equal 0xFFFFFFFF and MUST be ignored. The default value for this property is 0xFFFFFFFF.

2.3.9.34 lineLeftBackColorExtMod

The **lineLeftBackColorExtMod** property specifies the color modification of the extended background color.

0	1	2	3	4	5	6	7	8	9	10	11	12	13	14	15	16	17	18	19	20	21	22	23	24	25	26	27	28	29	30	31
opid											lineLeftBackColorExtMod																				
...																															

opid (2 bytes): An **OfficeArtFOPTEOPID** record, as defined in section [2.2.8](#), that specifies the header for this property. The following table specifies the subfields.

Field	Meaning
opid.opid	A value that MUST be 0x055F.
opid.fBid	A value that MUST be 0x0.
opid.fComplex	A value that MUST be 0x0.

lineLeftBackColorExtMod (4 bytes): An **MSOTINTSHADE** record that specifies the extended background color modification. For more information, see the **OfficeArtCOLORREF** structure, as defined in section [2.2.2](#). The default value for this property is 0x20000000.

2.3.9.35 reserved1376

This property is reserved and MUST be ignored.

0	1	2	3	4	5	6	7	8	9	10	11	12	13	14	15	16	17	18	19	20	21	22	23	24	25	26	27	28	29	30	31
opid											reserved1376																				
...																															

opid (2 bytes): An **OfficeArtFOPTEOPID** record, as defined in section [2.2.8](#), that specifies the header for this property. The following table specifies the subfields.

Field	Meaning
opid.opid	A value that MUST be 0x0560.
opid.fBid	A value that MUST be 0x0.
opid.fComplex	A value that MUST be 0x0.

reserved1376 (4 bytes): A value that MUST equal zero and MUST be ignored. The default value for this property is 0x00000000.

2.3.9.36 reserved1377

The **reserved1377** property MUST be 0xFFFFFFFF and MUST be ignored.

0	1	2	3	4	5	6	7	8	9	10	11	12	13	14	15	16	17	18	19	20	21	22	23	24	25	26	27	28	29	30	31
opid											reserved1377																				
...																															

opid (2 bytes): An **OfficeArtFOPTEOPID** record, as defined in section [2.2.8](#), that specifies the header for this property. The following table specifies the subfields.

Field	Meaning
opid.opid	A value that MUST be 0x0561.
opid.fBid	A value that MUST be 0x0.
opid.fComplex	A value that MUST be 0x0.

reserved1377 (4 bytes): A value that MUST equal 0xFFFFFFFF and MUST be ignored. The default value for this property is 0xFFFFFFFF.

2.3.9.37 reserved1378

The **reserved1378** property MUST equal 0xFFFFFFFF and MUST be ignored.

0	1	2	3	4	5	6	7	8	9	10	11	12	13	14	15	16	17	18	19	20	21	22	23	24	25	26	27	28	29	30	31
opid																reserved1378															
...																															

opid (2 bytes): An **OfficeArtFOPTEOPID** record, as defined in section 2.2.8, that specifies the header for this property. The following table specifies the subfields.

Field	Meaning
opid.opid	A value that MUST be 0x0562.
opid.fBid	A value that MUST be 0x0.
opid.fComplex	A value that MUST be 0x0.

reserved1378 (4 bytes): A value that MUST equal 0xFFFFFFFF and MUST be ignored. The default value for this property is 0xFFFFFFFF.

2.3.9.38 Left Line Style Boolean Properties

The **Left Line Style Boolean Properties** specify a 32-bit field of Boolean properties for the left line style.

0	1	2	3	4	5	6	7	8	9	10	11	12	13	14	15	16	17	18	19	20	21	22	23	24	25	26	27	28	29	30	31
opid																unused1						A	B	C	D	E	F	G	H	I	J
unused6						K	L	M	N	O	P	Q	R	S	T																

opid (2 bytes): An **OfficeArtFOPTEOPID** record, as defined in section 2.2.8, that specifies the header for this property. The following table specifies the subfields.

Field	Meaning
opid.opid	A value that MUST be 0x057F.
opid.fBid	A value that MUST be 0x0.
opid.fComplex	A value that MUST be 0x0.

unused1 (6 bits): A value that is undefined and MUST be ignored.

A - unused2 (1 bit): A value that is undefined and MUST be ignored.

B - unused3 (1 bit): A value that is undefined and MUST be ignored.

C - unused4 (1 bit): A value that is undefined and MUST be ignored.

- D - fUsefLeftInsetPen (1 bit):** A bit that specifies whether the **fLeftInsetPen** bit is set. A value of 0x0 specifies that the **fLeftInsetPen** bit MUST be ignored and the default value used instead. The default value for this property is 0x0.
- E - fUsefLeftInsetPenOK (1 bit):** A bit that specifies whether the **fLeftInsetPenOK** bit is set. A value of 0x0 specifies that the **fLeftInsetPenOK** bit MUST be ignored and the default value used instead. The default value for this property is 0x0.
- F - unused5 (1 bit):** A value that is undefined and MUST be ignored.
- G - fUsefLeftLine (1 bit):** A bit that specifies whether the **fLeftLine** bit is set. A value of 0x0 specifies that the **fLeftLine** bit MUST be ignored and the default value used instead. The default value for this property is 0x0.
- H - fUsefLeftHitTestLine (1 bit):** A bit that specifies whether the **fLeftHitTestLine** bit is set. A value of 0x0 specifies that the **fLeftHitTestLine** bit MUST be ignored and the default value used instead. The default value for this property is 0x0.
- I - fUsefLineLeftFillShape (1 bit):** A bit that specifies whether the **fLineLeftFillShape** bit is set. A value of 0x0 specifies that the **fLineLeftFillShape** bit MUST be ignored and the default value used instead. The default value for this property is 0x0.
- J - fUsefLeftNoLineDrawDash (1 bit):** A bit that specifies whether the **fLeftNoLineDrawDash** bit is set. A value of 0x0 specifies that the **fLeftNoLineDrawDash** bit MUST be ignored and the default value used instead. The default value for this property is 0x0.
- unused6 (6 bits):** A value that is undefined and MUST be ignored.
- K - unused7 (1 bit):** A value that is undefined and MUST be ignored.
- L - reserved1 (1 bit):** A value that MUST be zero and MUST be ignored.
- M - reserved2 (1 bit):** A value that MUST be zero and MUST be ignored.
- N - fLeftInsetPen (1 bit):** A bit that specifies whether to draw the line inside the shape. If **fLeftInsetPenOK** equals 0x0, this bit MUST be ignored. If **fUsefLeftInsetPen** equals 0x0, this value MUST be ignored. The default value for this property is 0x0.
- O - fLeftInsetPenOK (1 bit):** A bit that specifies whether insetting the pen is allowed. If **fUsefLeftInsetPenOK** equals 0x0, this value MUST be ignored. The default value for this property is 0x1.
- P - reserved3 (1 bit):** A value that MUST be zero and MUST be ignored.
- Q - fLeftLine (1 bit):** A bit that specifies whether to display the other line properties in this line style when handling the left side of a rectangular 2-D shape. If **fUsefLeftLine** equals 0x0, this value MUST be ignored. The default value for this property is 0x0. If the **rh.recInstance** field in the **OfficeArtFSP** record, as defined in section [2.2.40](#), for the shape is not set to one of the **MSOSPT** enumeration values, as defined in section [2.4.24](#), in the following list, the line properties in this line style MUST NOT be displayed:
- **msosptRectangle**
 - **msosptTextBox**
 - **msosptBevel**

- **msosptHostControl**
- **msosptPictureFrame**
- **msosptFlowChartProcess**
- **msosptFlowChartPredefinedProcess**
- **msosptFlowChartInternalStorage**
- **msosptActionButtonBlank**
- **msosptActionButtonHome**
- **msosptActionButtonHelp**
- **msosptActionButtonInformation**
- **msosptActionButtonForwardNext**
- **msosptActionButtonBackPrevious**
- **msosptActionButtonEnd**
- **msosptActionButtonBeginning**
- **msosptActionButtonReturn**
- **msosptActionButtonDocument**
- **msosptActionButtonSound**
- **msosptActionButtonMovie**

R - fLeftHitTestLine (1 bit): A bit that specifies whether this line will be hit tested. If **fUsefLeftHitTestLine** equals 0x0, this value MUST be ignored. The default value for this property is 0x1.

S - fLineLeftFillShape (1 bit): A bit that specifies how the fill is aligned. The following table specifies the meaning of each value for this field. If **fUsefLineLeftFillShape** equals 0x0, this value MUST be ignored. The default value for this property is 0x1.

Value	Meaning
0x0	Specifies that the fill is aligned with the origin of the view.
0x1	Specifies that the fill is aligned relative to the shape so that it will move with the shape.

T - fLeftNoLineDrawDash (1 bit): A bit that specifies whether a dashed line will be drawn if the other properties specify that no line exists. If **fUsefLeftNoLineDrawDash** equals 0x0, this value MUST be ignored. The default value for this property is 0x0.

2.3.10 Top Line Style

The **Top Line Style** property set specifies the line attributes that are applied to the top side of a rectangular shape.

2.3.10.1 lineTopColor

The **lineTopColor** property specifies the foreground color of the line.

0	1	2	3	4	5	6	7	8	9	10	11	12	13	14	15	16	17	18	19	20	21	22	23	24	25	26	27	28	29	30	31
opid											lineTopColor																				
...																															

opid (2 bytes): An **OfficeArtFOPTEOPID** record, as defined in section [2.2.8](#), that specifies the header for this property. Sub-fields are further specified in the following table:

Field	Meaning
opid.opid	A value that MUST be 0x0580.
opid.fBid	A value that MUST be 0x0.
opid.fComplex	A value that MUST be 0x0.

lineTopColor (4 bytes): An **OfficeArtCOLORREF** record, as defined in section [2.2.2](#), that specifies the foreground color of the line. The default value for this property is 0x00000000.

2.3.10.2 lineTopOpacity

The **lineTopOpacity** property specifies the opacity level of the foreground color.

0	1	2	3	4	5	6	7	8	9	10	11	12	13	14	15	16	17	18	19	20	21	22	23	24	25	26	27	28	29	30	31
opid											lineTopOpacity																				
...																															

opid (2 bytes): An **OfficeArtFOPTEOPID** record, as defined in section [2.2.8](#), that specifies the header for this property. The following table specifies the subfields.

Field	Meaning
opid.opid	A value that MUST be 0x0581.
opid.fBid	A value that MUST be 0x0.
opid.fComplex	A value that MUST be 0x0.

lineTopOpacity (4 bytes): A signed integer that specifies the opacity level of the foreground color. This property MUST be from 0x00000000 through 0x00010000, inclusive. A value of 0x00000000 is completely transparent. A value of 0x00010000 is completely opaque. The default value for this property is 0x00010000.

2.3.10.3 lineTopBackColor

The **lineTopBackColor** property specifies the background color of the line.

0	1	2	3	4	5	6	7	8	9	10	11	12	13	14	15	16	17	18	19	20	21	22	23	24	25	26	27	28	29	30	31
opid											lineTopBackColor																				
...																															

opid (2 bytes): An **OfficeArtFOPTEOPID** record, as defined in section [2.2.8](#), that specifies the header for this property. The following table specifies the subfields.

Field	Meaning
opid.opid	A value that MUST be 0x0582.
opid.fBid	A value that MUST be 0x0.
opid.fComplex	A value that MUST be 0x0.

lineTopBackColor (4 bytes): An **OfficeArtCOLORREF** record, as defined in section [2.2.2](#), that specifies the background color of the line. The default value for this property is 0x00FFFFFF.

2.3.10.4 lineTopCrMod

The **lineTopCrMod** property specifies the foreground color of the line for black-and-white display mode.

0	1	2	3	4	5	6	7	8	9	10	11	12	13	14	15	16	17	18	19	20	21	22	23	24	25	26	27	28	29	30	31
opid											lineTopCrMod																				
...																															

opid (2 bytes): An **OfficeArtFOPTEOPID** record, as defined in section [2.2.8](#), that specifies the header for this property. The following table specifies the subfields.

Field	Meaning
opid.opid	A value that MUST be 0x0583.
opid.fBid	A value that MUST be 0x0.
opid.fComplex	A value that MUST be 0x0.

lineTopCrMod (4 bytes): An **OfficeArtCOLORREF** record, as defined in section [2.2.2](#), that specifies the foreground color of the line for black-and-white display mode. The default value for this property is 0x20000000.

2.3.10.5 lineTopType

The **lineTopType** property specifies the type of line.

0	1	2	3	4	5	6	7	8	9	10	11	12	13	14	15	16	17	18	19	20	21	22	23	24	25	26	27	28	29	30	31
opid											lineTopType																				
...																															

opid (2 bytes): An **OfficeArtFOPTEOPID** record, as defined in section [2.2.8](#), that specifies the header for this property. The following table specifies the subfields.

Field	Meaning
opid.opid	A value that MUST be 0x0584.
opid.fBid	A value that MUST be 0x0.
opid.fComplex	A value that MUST be 0x0.

lineTopType (4 bytes): An **MSOLINETYPE** enumeration value, as defined in section [2.4.13](#), that specifies the type of line. The default value for this property is **msolineSolid**.

2.3.10.6 lineTopFillBlip

The **lineTopFillBlip** property specifies the BLIP that is used to fill this line.

0	1	2	3	4	5	6	7	8	9	10	11	12	13	14	15	16	17	18	19	20	21	22	23	24	25	26	27	28	29	30	31
opid											lineTopFillBlip																				
...																															

opid (2 bytes): An **OfficeArtFOPTEOPID** record, as defined in section [2.2.8](#), that specifies the header for this property. The following table specifies the subfields.

Field	Meaning
opid.opid	A value that MUST be 0x0585.
opid.fBid	A value that MUST be ignored if fComplex equals 0x1. If this record is contained in an OfficeArtInlineSpContainer record, as defined in section 2.2.15 , then the value MUST be ignored.
opid.fComplex	A bit that indicates whether the lineTopFillBlip_complex property, as defined in section 2.3.10.7 , exists. If the value equals 0x1, lineTopFillBlip_complex MUST exist. If this record is contained in an OfficeArtInlineSpContainer record then the value MUST be ignored.

lineTopFillBlip (4 bytes): An unsigned integer specifying the BLIP that is used to fill this line when the **lineTopType** property, as defined in section [2.3.10.5](#), is set to **msolinePattern** or **msolineTexture**. The value of **opid.fComplex** determines the meaning of this field, as specified in the following table. The default value for this property is 0x00000000. If this record is contained in an **OfficeArtInlineSpContainer** record then the value MUST be ignored.

Value of opid.fComplex	Meaning of lineTopFillBlip field
0x0	Specifies a one-based index into the rgfb array of the OfficeArtBStoreContainer record, as defined in section 2.2.20 . A value of 0x00000000 MUST be ignored.
0x1	Specifies the number of bytes of data in the lineTopFillBlip_complex property.

2.3.10.7 lineTopFillBlip_complex

The **lineTopFillBlip_complex** property specifies additional data for the **lineTopFillBlip** property, as defined in section [2.3.10.6](#). If the **opid.fComplex** bit of **lineTopFillBlip** equals 0x1, this property MUST exist.

0	1	2	3	4	5	6	7	8	9	1	0	1	2	3	4	5	6	7	8	9	2	0	1	2	3	4	5	6	7	8	9	3	0	1
lineTopFillBlip_complex (variable)																																		
...																																		

lineTopFillBlip_complex (variable): An **OfficeArtBlip** record, as defined in section [2.2.23](#), specifying the BLIP that is used to fill this line if the **lineTopType** property, as defined in section [2.3.10.5](#), is set to **msolinePattern** or **msolineTexture**.

2.3.10.8 lineTopFillBlipName

The **lineTopFillBlipName** property specifies a comment about the **lineTopFillBlip** property, as defined in section [2.3.10.6](#).

0	1	2	3	4	5	6	7	8	9	1	0	1	2	3	4	5	6	7	8	9	2	0	1	2	3	4	5	6	7	8	9	3	0	1
opid											lineTopFillBlipName																							
...																																		

opid (2 bytes): An **OfficeArtFOPTEOPID** record, as defined in section [2.2.8](#), that specifies the header for this property. The following table specifies the subfields.

Field	Meaning
opid.opid	A value that MUST be 0x0586.

Field	Meaning
opid.fBid	A value that is undefined and MUST be ignored.
opid.fComplex	A bit that indicates whether the lineTopFillBlipName_complex property, as defined in section 2.3.10.9 , exists. If the value equals 0x1, lineTopFillBlipName_complex MUST exist.

lineTopFillBlipName (4 bytes): The number of bytes of data in the **lineTopFillBlipName_complex** property. If **opid.fComplex** equals 0x0, this value MUST be 0x00000000. The default value for this property is 0x00000000.

2.3.10.9 lineTopFillBlipName_complex

The **lineTopFillBlipName_complex** property specifies additional data for the **lineTopFillBlipName** property, as defined in section [2.3.10.8](#). If the **opid.fComplex** bit of **lineTopFillBlipName** equals 0x1, this property MUST exist.

0	1	2	3	4	5	6	7	8	9	10	11	12	13	14	15	16	17	18	19	20	21	22	23	24	25	26	27	28	29	30	31
lineTopFillBlipName_complex (variable)																															
...																															

lineTopFillBlipName_complex (variable): A null-terminated Unicode string that specifies a comment about the **lineTopFillBlip** property, as defined in section [2.3.10.6](#), as specified by the **lineTopFillBlipFlags** property, as defined in section [2.3.10.10](#).

2.3.10.10 lineTopFillBlipFlags

The **lineTopFillBlipFlags** property specifies how to interpret the **lineTopFillBlipName_complex** property, as defined in section [2.3.10.9](#).

0	1	2	3	4	5	6	7	8	9	10	11	12	13	14	15	16	17	18	19	20	21	22	23	24	25	26	27	28	29	30	31
opid																lineTopFillBlipFlags															
...																															

opid (2 bytes): An **OfficeArtFOPTEOPID** record, as defined in section [2.2.8](#), that specifies the header for this property. The following table specifies the subfields.

Field	Meaning
opid.opid	A value that MUST be 0x0587.
opid.fBid	A value that MUST be 0x0.
opid.fComplex	A value that MUST be 0x0.

lineTopFillBlipFlags (4 bytes): An **MSOBLIPFLAGS** enumeration value, as defined in section [2.4.8](#), that specifies how to interpret the **lineTopFillBlipName**_complex property. This value MUST be **msoblipflagComment**. The default value for this property is **msoblipflagComment**.

2.3.10.11 lineTopFillWidth

The **lineTopFillWidth** property specifies the width of a pattern or texture that is used to fill this line. The **lineTopFillDztype** property, as defined in section [2.3.10.13](#), specifies how to interpret this value.

0	1	2	3	4	5	6	7	8	9	10	11	12	13	14	15	16	17	18	19	20	21	22	23	24	25	26	27	28	29	30	31
opid																lineTopFillWidth															
...																															

opid (2 bytes): An **OfficeArtFOPTEOPID** record, as defined in section [2.2.8](#), that specifies the header for this property. The following table specifies the subfields.

Field	Meaning
opid.opid	A value that MUST be 0x0588.
opid.fBid	A value that MUST be 0x0.
opid.fComplex	A value that MUST be 0x0.

lineTopFillWidth (4 bytes): A signed integer specifying the width of a pattern or texture that is used to fill this line. If this value is 0x00000000, the width of the pixel data contained in the pattern or texture is to be used, and the appearance of the line fill will depend on the settings of the device on which it is rendered. The default value for this property is 0x00000000.

2.3.10.12 lineTopFillHeight

The **lineTopFillHeight** property specifies the height of a pattern or texture that is used to fill this line. The **lineTopFillDztype** property, as defined in section [2.3.10.13](#), specifies how to interpret this value.

0	1	2	3	4	5	6	7	8	9	10	11	12	13	14	15	16	17	18	19	20	21	22	23	24	25	26	27	28	29	30	31
opid																lineTopFillHeight															
...																															

opid (2 bytes): An **OfficeArtFOPTEOPID** record, as defined in section [2.2.8](#), that specifies the header for this property. The following table specifies the subfields.

Field	Meaning
opid.opid	A value that MUST be 0x0589.
opid.fBid	A value that MUST be 0x0.
opid.fComplex	A value that MUST be 0x0.

lineTopFillHeight (4 bytes): A signed integer specifying the height of a pattern or texture that is used to fill this line. If this value is 0x00000000, the height of the pixel data contained in the pattern or texture is to be used, and the appearance of the line fill will depend on the settings of the device on which it is rendered. The default value for this property is 0x00000000.

2.3.10.13 lineTopFillDztype

The **lineTopFillDztype** property specifies how the **lineTopFillWidth**, as defined in section [2.3.10.11](#), and **lineTopFillHeight**, as defined in section [2.3.10.12](#), properties MUST be interpreted.

0	1	2	3	4	5	6	7	8	9	10	11	12	13	14	15	16	17	18	19	20	21	22	23	24	25	26	27	28	29	30	31
opid																lineTopFillDztype															
...																															

opid (2 bytes): An **OfficeArtFOPTEOPID** record, as defined in section [2.2.8](#), that specifies the header for this property. The following table specifies the subfields.

Field	Meaning
opid.opid	A value that MUST be 0x058A.
opid.fBid	A value that MUST be 0x0.
opid.fComplex	A value that MUST be 0x0.

lineTopFillDztype (4 bytes): An **MSODZTYPE** enumeration value, as defined in section [2.4.12](#), that specifies how the **lineTopFillWidth**, as defined in section [2.3.10.11](#), and **lineTopFillHeight**, as defined in section [2.3.10.12](#), properties MUST be interpreted. The default value for this property is **msodztypeDefault**.

2.3.10.14 lineTopWidth

The **lineTopWidth** property specifies the width of the line.

0	1	2	3	4	5	6	7	8	9	10	11	12	13	14	15	16	17	18	19	20	21	22	23	24	25	26	27	28	29	30	31
opid																lineTopWidth															
...																															

opid (2 bytes): An **OfficeArtFOPTEOPID** record, as defined in section [2.2.8](#), that specifies the header for this property. The following table specifies the subfields.

Field	Meaning
opid.opid	A value that MUST be 0x058B.
opid.fBid	A value that MUST be 0x0.
opid.fComplex	A value that MUST be 0x0.

lineTopWidth (4 bytes): A signed integer that specifies the width, in EMUs, of the line. This value MUST be from 0x00000000 through 0x0132F540, inclusive. The default value for this property is 0x00002535.

2.3.10.15 lineTopMiterLimit

The **lineTopMiterLimit** property specifies the maximum allowed ratio of miter length to line width. The miter length is the distance from the intersection of the line walls on the inside of the join to the intersection of the line walls on the outside of the join. For an explanation of miter length, see section [2.3.8.15](#).

0	1	2	3	4	5	6	7	8	9	10	11	12	13	14	15	16	17	18	19	20	21	22	23	24	25	26	27	28	29	30	31
opid																lineTopMiterLimit															
...																															

opid (2 bytes): An **OfficeArtFOPTEOPID** record, as defined in section [2.2.8](#), that specifies the header for this property. The following table specifies the subfields.

Field	Meaning
opid.opid	A value that MUST be 0x058C.
opid.fBid	A value that MUST be 0x0.
opid.fComplex	A value that MUST be 0x0.

lineTopMiterLimit (4 bytes): A value of type **FixedPoint**, as specified in [\[MS-OSHARED\]](#) section 2.2.1.6, that specifies the maximum allowed ratio of miter length to line width. The default value for this property is 0x00080000.

2.3.10.16 lineTopStyle

The **lineTopStyle** property specifies the style of the line.

0	1	2	3	4	5	6	7	8	9	10	11	12	13	14	15	16	17	18	19	20	21	22	23	24	25	26	27	28	29	30	31
opid																lineTopStyle															

...

opid (2 bytes): An **OfficeArtFOPTEOPID** record, as defined in section [2.2.8](#), that specifies the header for this property. The following table specifies the subfields.

Field	Meaning
opid.opid	A value that MUST be 0x058D.
opid.fBid	A value that MUST be 0x0.
opid.fComplex	A value that MUST be 0x0.

lineTopStyle (4 bytes): An **MSOLINESTYLE** enumeration value, as defined in section [2.4.14](#), that specifies the style of the line. The default value for this property is **msolineSimple**.

2.3.10.17 lineTopDashing

The **lineTopDashing** property specifies the dash style of the line.

0	1	2	3	4	5	6	7	8	9	10	11	12	13	14	15	16	17	18	19	20	21	22	23	24	25	26	27	28	29	30	31
opid																lineTopDashing															
...																															

opid (2 bytes): An **OfficeArtFOPTEOPID** record, as defined in section [2.2.8](#), that specifies the header for this property. The following table specifies the subfields.

Field	Meaning
opid.opid	A value that MUST be 0x058E.
opid.fBid	A value that MUST be 0x0.
opid.fComplex	A value that MUST be 0x0.

lineTopDashing (4 bytes): An **MSOLINEDASHING** enumeration value, as defined in section [2.4.15](#), that specifies the dash style of the line. The default value for this property is **msolineSolid**.

2.3.10.18 lineTopDashStyle

The **lineTopDashStyle** property specifies the custom dash style of the line.

0	1	2	3	4	5	6	7	8	9	10	11	12	13	14	15	16	17	18	19	20	21	22	23	24	25	26	27	28	29	30	31
opid																lineTopDashStyle															

...

opid (2 bytes): An **OfficeArtFOPTEOPID** record, as defined in section [2.2.8](#), that specifies the header for this property. The following table specifies the subfields.

Field	Meaning
opid.opid	A value that MUST be 0x058F.
opid.fBid	A value that is undefined and MUST be ignored.
opid.fComplex	A bit that indicates whether the lineTopDashStyle_complex property, as defined in section 2.3.10.19 , exists. If the value equals 0x1, lineTopDashStyle_complex MUST exist.

lineTopDashStyle (4 bytes): The number of bytes of data in the **lineTopDashStyle_complex** property, as defined in section [2.3.10.19](#). If **opid.fComplex** equals 0x0, this value MUST be 0x00000000. The default value for this property is 0x00000000.

2.3.10.19 lineTopDashStyle_complex

The **lineTopDashStyle_complex** property, as defined in section [2.3.10.19](#), specifies additional data for the **lineTopDashStyle** property, as defined in section [2.3.10.18](#). If the **opid.fComplex** bit of **lineTopDashStyle** equals 0x1, this property MUST exist.

0	1	2	3	4	5	6	7	8	9	10	11	12	13	14	15	16	17	18	19	20	21	22	23	24	25	26	27	28	29	30	31
lineTopDashStyle_complex (variable)																															
...																															

lineTopDashStyle_complex (variable): An **IMsoArray** record, as defined in section [2.2.51](#), of 32-bit unsigned integers that specifies a custom dash style for the line. The length of each dash and space in the dash style of the line is the product of a multiplier and the line width. The first element of the array specifies the multiplier of the first dash, the second element of the array specifies the multiplier of the first space, the third element of the array specifies the multiplier of the second dash, and so on—alternating between spaces and dashes. This value SHOULD be used only if the **lineTopDashing** property, as defined in section [2.3.10.17](#), is either not present or equal to **mslineSolid**.

2.3.10.20 lineTopStartArrowhead

The **lineTopStartArrowhead** property specifies the line end decoration that is used at the start of the line.

0	1	2	3	4	5	6	7	8	9	10	11	12	13	14	15	16	17	18	19	20	21	22	23	24	25	26	27	28	29	30	31
opid																lineTopStartArrowhead															

...

opid (2 bytes): An **OfficeArtFOPTEOPID** record, as defined in section [2.2.8](#), that specifies the header for this property. The following table specifies the subfields.

Field	Meaning
opid.opid	A value that MUST be 0x0590.
opid.fBid	A value that MUST be 0x0.
opid.fComplex	A value that MUST be 0x0.

lineTopStartArrowhead (4 bytes): An **MSOLINEEND** enumeration value, as defined in section [2.4.16](#), specifying the line end decoration that is used at the start of the line. The default value for this property is **msolineNoEnd**.

2.3.10.21 lineTopEndArrowhead

The **lineTopEndArrowhead** property specifies the line end decoration that is used at the end of the line.

0	1	2	3	4	5	6	7	8	9	10	11	12	13	14	15	16	17	18	19	20	21	22	23	24	25	26	27	28	29	30	31
opid																lineTopEndArrowhead															
...																															

opid (2 bytes): An **OfficeArtFOPTEOPID** record, as defined in section [2.2.8](#), that specifies the header for this property. The following table specifies the subfields.

Field	Meaning
opid.opid	A value that MUST be 0x0591.
opid.fBid	A value that MUST be 0x0.
opid.fComplex	A value that MUST be 0x0.

lineTopEndArrowhead (4 bytes): An **MSOLINEEND** enumeration value, as defined in section [2.4.16](#), specifying the line end decoration that is used at the end of the line. The default value for this property is **msolineNoEnd**.

2.3.10.22 lineTopStartArrowWidth

The **lineTopStartArrowWidth** property specifies the width of the line end decoration that is used at the start of the line.

0	1	2	3	4	5	6	7	8	9	10	11	12	13	14	15	16	17	18	19	20	21	22	23	24	25	26	27	28	29	30	31
opid																lineTopStartArrowWidth															
...																															

opid (2 bytes): An **OfficeArtFOPTEOPID** record, as defined in section [2.2.8](#), that specifies the header for this property. The following table specifies the subfields.

Field	Meaning
opid.opid	A value that MUST be 0x0592.
opid.fBid	A value that MUST be 0x0.
opid.fComplex	A value that MUST be 0x0.

lineTopStartArrowWidth (4 bytes): An **MSLINEENDWIDTH** enumeration value, as defined in section [2.4.17](#), specifying the width of the line end decoration that is used at the start of the line. The default value for this property is **mslineMediumWidthArrow**.

2.3.10.23 lineTopStartArrowLength

The **lineTopStartArrowLength** property specifies the length of the line end decoration that is used at the start of the line.

0	1	2	3	4	5	6	7	8	9	10	11	12	13	14	15	16	17	18	19	20	21	22	23	24	25	26	27	28	29	30	31
opid																lineTopStartArrowLength															
...																															

opid (2 bytes): An **OfficeArtFOPTEOPID** record, as defined in section [2.2.8](#), that specifies the header for this property. The following table specifies the subfields.

Field	Meaning
opid.opid	A value that MUST be 0x0593.
opid.fBid	A value that MUST be 0x0.
opid.fComplex	A value that MUST be 0x0.

lineTopStartArrowLength (4 bytes): An **MSLINEENDLENGTH** enumeration value, as defined in section [2.4.18](#), specifying the length of the line end decoration that is used at the start of the line. The default value for this property is **mslineMediumLenArrow**.

2.3.10.24 lineTopEndArrowWidth

The **lineTopEndArrowWidth** property specifies the width of the line end decoration that is used at the end of the line.

0	1	2	3	4	5	6	7	8	9	10	11	12	13	14	15	16	17	18	19	20	21	22	23	24	25	26	27	28	29	30	31
opid											lineTopEndArrowWidth																				
...																															

opid (2 bytes): An **OfficeArtFOPTEOPID** record, as defined in section [2.2.8](#), that specifies the header for this property. The following table specifies the subfields.

Field	Meaning
opid.opid	A value that MUST be 0x0594.
opid.fBid	A value that MUST be 0x0.
opid.fComplex	A value that MUST be 0x0.

lineTopEndArrowWidth (4 bytes): An **MSOLINEENDWIDTH** enumeration value, as defined in section [2.4.17](#), specifying the width of the line end decoration that is used at the end of the line. The default value for this property is **msolineMediumWidthArrow**.

2.3.10.25 lineTopEndArrowLength

The **lineTopEndArrowLength** property specifies the length of the line end decoration that is used at the end of the line.

0	1	2	3	4	5	6	7	8	9	10	11	12	13	14	15	16	17	18	19	20	21	22	23	24	25	26	27	28	29	30	31
opid											lineTopEndArrowLength																				
...																															

opid (2 bytes): An **OfficeArtFOPTEOPID** record, as defined in section [2.2.8](#), that specifies the header for this property. The following table specifies the subfields.

Field	Meaning
opid.opid	A value that MUST be 0x0595.
opid.fBid	A value that MUST be 0x0.
opid.fComplex	A value that MUST be 0x0.

lineTopEndArrowLength (4 bytes): An **MSOLINEENDLENGTH** enumeration value, as defined in section [2.4.18](#), specifying the length of the line end decoration that is used at the end of the line. The default value for this property is **msolineMediumLenArrow**.

2.3.10.26 lineTopJoinStyle

The **lineTopJoinStyle** property specifies the style of the line joins.

0	1	2	3	4	5	6	7	8	9	10	11	12	13	14	15	16	17	18	19	20	21	22	23	24	25	26	27	28	29	30	31
opid											lineTopJoinStyle																				
...																															

opid (2 bytes): An **OfficeArtFOPTEOPID** record, as defined in section [2.2.8](#), that specifies the header for this property. The following table specifies the subfields.

Field	Meaning
opid.opid	A value that MUST be 0x0596.
opid.fBid	A value that MUST be 0x0.
opid.fComplex	A value that MUST be 0x0.

lineTopJoinStyle (4 bytes): An **MSOLINEJOIN** enumeration value, as defined in section [2.4.19](#), that specifies the style of the line joins. The default value for this property is **msolineJoinRound**.

2.3.10.27 lineTopEndCapStyle

The **lineTopEndCapStyle** property specifies the style of the line end caps.

0	1	2	3	4	5	6	7	8	9	10	11	12	13	14	15	16	17	18	19	20	21	22	23	24	25	26	27	28	29	30	31
opid											lineTopEndCapStyle																				
...																															

opid (2 bytes): An **OfficeArtFOPTEOPID** record, as defined in section [2.2.8](#), that specifies the header for this property. The following table specifies the subfields.

Field	Meaning
opid.opid	A value that MUST be 0x0597.
opid.fBid	A value that MUST be 0x0.
opid.fComplex	A value that MUST be 0x0.

lineTopEndCapStyle (4 bytes): An **MSOLINECAP** enumeration value, as defined in section [2.4.20](#), that specifies the style of the line end caps. The default value for this property is **msolineEndCapFlat**.

2.3.10.28 lineTopColorExt

The **lineTopColorExt** property specifies the extended foreground color.

0	1	2	3	4	5	6	7	8	9	10	11	12	13	14	15	16	17	18	19	20	21	22	23	24	25	26	27	28	29	30	31
opid											lineTopColorExt																				
...																															

opid (2 bytes): An **OfficeArtFOPTEOPID** record, as defined in section [2.2.8](#), that specifies the header for this property. The following table specifies the subfields.

Field	Meaning
opid.opid	A value that MUST be 0x0599.
opid.fBid	A value that MUST be 0x0.
opid.fComplex	A value that MUST be 0x0.

lineTopColorExt (4 bytes): An **OfficeArtCOLORREF** record, as defined in section [2.2.2](#), that specifies the extended foreground color. The default value for this property is 0xFFFFFFFF.

2.3.10.29 reserved1434

This property is reserved and MUST be ignored.

0	1	2	3	4	5	6	7	8	9	10	11	12	13	14	15	16	17	18	19	20	21	22	23	24	25	26	27	28	29	30	31
opid											reserved1434																				
...																															

opid (2 bytes): An **OfficeArtFOPTEOPID** record, as defined in section [2.2.8](#), that specifies the header for this property. The following table specifies the subfields.

Field	Meaning
opid.opid	A value that MUST be 0x059A.
opid.fBid	A value that MUST be 0x0.
opid.fComplex	A value that MUST be 0x0.

reserved1434 (4 bytes): A value that MUST equal 0xFFFFFFFF and MUST be ignored. The default value for this property is 0xFFFFFFFF.

2.3.10.30 lineTopColorExtMod

The **lineTopColorExtMod** property specifies the color modification of the extended foreground color.

0	1	2	3	4	5	6	7	8	9	10	11	12	13	14	15	16	17	18	19	20	21	22	23	24	25	26	27	28	29	30	31
opid											lineTopColorExtMod																				
...																															

opid (2 bytes): An **OfficeArtFOPTEOPID** record, as defined in section [2.2.8](#), that specifies the header for this property. The following table specifies the subfields.

Field	Meaning
opid.opid	A value that MUST be 0x059B.
opid.fBid	A value that MUST be 0x0.
opid.fComplex	A value that MUST be 0x0.

lineTopColorExtMod (4 bytes): An **MSOTINTSHADE** record that specifies the extended foreground color modification. For more information, see the **OfficeArtCOLORREF** structure, as defined in section [2.2.2](#). The default value for this property is 0x20000000.

2.3.10.31 reserved1436

This property is reserved and MUST be ignored.

0	1	2	3	4	5	6	7	8	9	10	11	12	13	14	15	16	17	18	19	20	21	22	23	24	25	26	27	28	29	30	31
opid											reserved1436																				
...																															

opid (2 bytes): An **OfficeArtFOPTEOPID** record, as defined in section [2.2.8](#), that specifies the header for this property. The following table specifies the subfields.

Field	Meaning
opid.opid	A value that MUST be 0x059C.
opid.fBid	A value that MUST be 0x0.
opid.fComplex	A value that MUST be 0x0.

reserved1436 (4 bytes): A value that MUST equal zero and MUST be ignored. The default value for this property is 0x00000000.

2.3.10.32 lineTopBackColorExt

The **lineTopBackColorExt** property specifies the extended background color.

0	1	2	3	4	5	6	7	8	9	10	11	12	13	14	15	16	17	18	19	20	21	22	23	24	25	26	27	28	29	30	31
opid											lineTopBackColorExt																				
...																															

opid (2 bytes): An **OfficeArtFOPTEOPID** record, as defined in section [2.2.8](#), that specifies the header for this property. The following table specifies the subfields.

Field	Meaning
opid.opid	A value that MUST be 0x059D.
opid.fBid	A value that MUST be 0x0.
opid.fComplex	A value that MUST be 0x0.

lineTopBackColorExt (4 bytes): An **OfficeArtCOLORREF** record, as defined in section [2.2.2](#), that specifies the extended background color. The default value for this property is 0xFFFFFFFF.

2.3.10.33 reserved1438

This property is reserved and MUST be ignored.

0	1	2	3	4	5	6	7	8	9	10	11	12	13	14	15	16	17	18	19	20	21	22	23	24	25	26	27	28	29	30	31
opid											reserved1438																				
...																															

opid (2 bytes): An **OfficeArtFOPTEOPID** record, as defined in section [2.2.8](#), that specifies the header for this property. The following table specifies the subfields.

Field	Meaning
opid.opid	A value that MUST be 0x059E.
opid.fBid	A value that MUST be 0x0.
opid.fComplex	A value that MUST be 0x0.

reserved1438 (4 bytes): A value that MUST equal 0xFFFFFFFF and MUST be ignored. The default value for this property is 0xFFFFFFFF.

2.3.10.34 lineTopBackColorExtMod

The **lineTopBackColorExtMod** property specifies the color modification of the extended background color.

0	1	2	3	4	5	6	7	8	9	10	11	12	13	14	15	16	17	18	19	20	21	22	23	24	25	26	27	28	29	30	31
opid											lineTopBackColorExtMod																				
...																															

opid (2 bytes): An **OfficeArtFOPTEOPID** record, as defined in section [2.2.8](#), that specifies the header for this property. The following table specifies the subfields.

Field	Meaning
opid.opid	A value that MUST be 0x059F.
opid.fBid	A value that MUST be 0x0.
opid.fComplex	A value that MUST be 0x0.

lineTopBackColorExtMod (4 bytes): An **MSOTINTSHADE** record that specifies the extended background color modification. For more information, see the **OfficeArtCOLORREF** structure, as defined in section [2.2.2](#). The default value for this property is 0x20000000.

2.3.10.35 reserved1440

This property is reserved and MUST be ignored.

0	1	2	3	4	5	6	7	8	9	10	11	12	13	14	15	16	17	18	19	20	21	22	23	24	25	26	27	28	29	30	31
opid											reserved1440																				
...																															

opid (2 bytes): An **OfficeArtFOPTEOPID** record, as defined in section [2.2.8](#), that specifies the header for this property. The following table specifies the subfields.

Field	Meaning
opid.opid	A value that MUST be 0x05A0.
opid.fBid	A value that MUST be 0x0.
opid.fComplex	A value that MUST be 0x0.

reserved1440 (4 bytes): A value that MUST equal zero and MUST be ignored. The default value for this property is 0x00000000.

2.3.10.36 reserved1441

This property is reserved and MUST be ignored.

0	1	2	3	4	5	6	7	8	9	10	11	12	13	14	15	16	17	18	19	20	21	22	23	24	25	26	27	28	29	30	31
opid											reserved1441																				
...																															

opid (2 bytes): An **OfficeArtFOPTEOPID** record, as defined in section [2.2.8](#), that specifies the header for this property. The following table specifies the subfields.

Field	Meaning
opid.opid	A value that MUST be 0x05A1.
opid.fBid	A value that MUST be 0x0.
opid.fComplex	A value that MUST be 0x0.

reserved1441 (4 bytes): A value that MUST equal 0xFFFFFFFF and MUST be ignored. The default value for this property is 0xFFFFFFFF.

2.3.10.37 reserved1442

This property is reserved and MUST be ignored.

0	1	2	3	4	5	6	7	8	9	10	11	12	13	14	15	16	17	18	19	20	21	22	23	24	25	26	27	28	29	30	31
opid											reserved1442																				
...																															

opid (2 bytes): An **OfficeArtFOPTEOPID** record, as defined in section [2.2.8](#), that specifies the header for this property. The following table specifies the subfields.

Field	Meaning
opid.opid	A value that MUST be 0x05A2.
opid.fBid	A value that MUST be 0x0.
opid.fComplex	A value that MUST be 0x0.

reserved1442 (4 bytes): A value that MUST equal 0xFFFFFFFF and MUST be ignored. The default value for this property is 0xFFFFFFFF.

2.3.10.38 Top Line Style Boolean Properties

The **Top Line Style Boolean Properties** specify a 32-bit field of Boolean properties for the top line style.

0	1	2	3	4	5	6	7	8	9	0	1	2	3	4	5	6	7	8	9	0	1	2	3	4	5	6	7	8	9	0	1
opid																unused1						A	B	C	D	E	F	G	H	I	J
unused6										K	L	M	N	O	P	Q	R	S	T												

opid (2 bytes): An **OfficeArtFOPTEOPID** record, as defined in section [2.2.8](#), that specifies the header for this property. The following table specifies the subfields.

Field	Meaning
opid.opid	A value that MUST be 0x05BF.
opid.fBid	A value that MUST be 0x0.
opid.fComplex	A value that MUST be 0x0.

unused1 (6 bits): A value that is undefined and MUST be ignored.

A - unused2 (1 bit): A value that is undefined and MUST be ignored.

B - unused3 (1 bit): A value that is undefined and MUST be ignored.

C - unused4 (1 bit): A value that is undefined and MUST be ignored.

D - fUsefTopInsetPen (1 bit): A bit that specifies whether the **fTopInsetPen** bit is set. A value of 0x0 specifies that the **fTopInsetPen** bit MUST be ignored and the default value used instead. The default value for this property is 0x0.

E - fUsefTopInsetPenOK (1 bit): A bit that specifies whether the **fTopInsetPenOK** bit is set. A value of 0x0 specifies that the **fTopInsetPenOK** bit MUST be ignored and the default value used instead. The default value for this property is 0x0.

F - unused5 (1 bit): A value that is undefined and MUST be ignored.

G - fUsefTopLine (1 bit): A bit that specifies whether the **fTopLine** bit is set. A value of 0x0 specifies that the **fTopLine** bit MUST be ignored and the default value used instead. The default value for this property is 0x0.

H - fUsefTopHitTestLine (1 bit): A bit that specifies whether the **fTopHitTestLine** bit is set. A value of 0x0 specifies that the **fTopHitTestLine** bit MUST be ignored and the default value used instead. The default value for this property is 0x0.

I - fUsefLineTopFillShape (1 bit): A bit that specifies whether the **fLineTopFillShape** bit is set. A value of 0x0 specifies that the **fLineTopFillShape** bit MUST be ignored and the default value used instead. The default value for this property is 0x0.

J - fUsefTopNoLineDrawDash (1 bit): A bit that specifies whether the **fTopNoLineDrawDash** bit is set. A value of 0x0 specifies that the **fTopNoLineDrawDash** bit MUST be ignored and the default value used instead. The default value for this property is 0x0.

unused6 (6 bits): A value that is undefined and MUST be ignored.

K - unused7 (1 bit): A value that is undefined and MUST be ignored.

L - reserved1 (1 bit): A value that MUST be zero and MUST be ignored.

M - reserved2 (1 bit): A value that MUST be zero and MUST be ignored.

N - fTopInsetPen (1 bit): A bit that specifies whether to draw the line inside the shape. If **fTopInsetPenOK** equals 0x0, this bit MUST be ignored. If **fUsefTopInsetPen** equals 0x0, his value MUST be ignored. The default value for this property is 0x0.

O - fTopInsetPenOK (1 bit): A bit that specifies whether insetting the pen is allowed. If **fUsefTopInsetPenOK** equals 0x0, this value MUST be ignored. The default value for this property is 0x1.

P - reserved3 (1 bit): A value that MUST be zero and MUST be ignored.

Q - fTopLine (1 bit): A bit that specifies whether to display the other line properties in this line style when handling the top side of a rectangular 2-D shape. If **fUsefTopLine** equals 0x0, this value MUST be ignored. The default value for this property is 0x0. If the **rh.recInstance** field in the **OfficeArtFSP** record, as defined in section [2.2.40](#), for the shape is not set to one of the **MSOSPT** enumeration values, as defined in section [2.4.24](#), in the following list, the line properties in this line style MUST NOT be displayed:

- **msosptRectangle**
- **msosptTextBox**
- **msosptBevel**
- **msosptHostControl**
- **msosptPictureFrame**
- **msosptFlowChartProcess**
- **msosptFlowChartPredefinedProcess**
- **msosptFlowChartInternalStorage**
- **msosptActionButtonBlank**
- **msosptActionButtonHome**
- **msosptActionButtonHelp**
- **msosptActionButtonInformation**
- **msosptActionButtonForwardNext**
- **msosptActionButtonBackPrevious**
- **msosptActionButtonEnd**

- **msosptActionButtonBeginning**
- **msosptActionButtonReturn**
- **msosptActionButtonDocument**
- **msosptActionButtonSound**
- **msosptActionButtonMovie**

R - fTopHitTestLine (1 bit): A bit that specifies whether this line will be hit tested. If **fUsefTopHitTestLine** equals 0x0, this value MUST be ignored. The default value for this property is 0x1.

S - fLineTopFillShape (1 bit): A bit that specifies how the fill is aligned. The following table specifies the meaning of each value for this field. If **fUsefLineTopFillShape** equals 0x0, this value MUST be ignored. The default value for this property is 0x1.

Value	Meaning
0x0	Specifies that the fill is aligned with the origin of the view.
0x1	Specifies that the fill is aligned relative to the shape so that it will move with the shape.

T - fTopNoLineDrawDash (1 bit): A bit that specifies whether a dashed line will be drawn if the other properties specify that no line exists. If **fUsefTopNoLineDrawDash** equals 0x0, this value MUST be ignored. The default value for this property is 0x0.

2.3.11 Right Line Style

The **Right Line Style** property set specifies the line attributes that are applied to the right side of a rectangular shape.

2.3.11.1 lineRightColor

The **lineRightColor** property specifies the foreground color of the line.

0	1	2	3	4	5	6	7	8	9	10	11	12	13	14	15	16	17	18	19	20	21	22	23	24	25	26	27	28	29	30	31
opid																lineRightColor															
...																															

opid (2 bytes): An **OfficeArtFOPTEOPID** record, as defined in section [2.2.8](#), that specifies the header for this property. The following table specifies the subfields.

Field	Meaning
opid.opid	A value that MUST be 0x05C0.
opid.fBid	A value that MUST be 0x0.
opid.fComplex	A value that MUST be 0x0.

lineRightColor (4 bytes): An **OfficeArtCOLORREF** record, as defined in section [2.2.2](#), that specifies the foreground color of the line. The default value for this property is 0x00000000.

2.3.11.2 lineRightOpacity

The **lineRightOpacity** property specifies the opacity level of the foreground color.

0	1	2	3	4	5	6	7	8	9	10	11	12	13	14	15	16	17	18	19	20	21	22	23	24	25	26	27	28	29	30	31
opid																lineRightOpacity															
...																															

opid (2 bytes): An **OfficeArtFOPTEOPID** record, as defined in section [2.2.8](#), that specifies the header for this property. The following table specifies the subfields.

Field	Meaning
opid.opid	A value that MUST be 0x05C1.
opid.fBid	A value that MUST be 0x0.
opid.fComplex	A value that MUST be 0x0.

lineRightOpacity (4 bytes): A signed integer that specifies the opacity level of the foreground color. This property MUST be from 0x00000000 through 0x00010000, inclusive. A value of 0x00000000 is completely transparent. A value of 0x00010000 is completely opaque. The default value for this property is 0x00010000.

2.3.11.3 lineRightBackColor

The **lineRightBackColor** property specifies the background color of the line.

0	1	2	3	4	5	6	7	8	9	10	11	12	13	14	15	16	17	18	19	20	21	22	23	24	25	26	27	28	29	30	31
opid																lineRightBackColor															
...																															

opid (2 bytes): An **OfficeArtFOPTEOPID** record, as defined in section [2.2.8](#), that specifies the header for this property. The following table specifies the subfields.

Field	Meaning
opid.opid	A value that MUST be 0x05C2.
opid.fBid	A value that MUST be 0x0.
opid.fComplex	A value that MUST be 0x0.

lineRightBackColor (4 bytes): An **OfficeArtCOLORREF** record, as defined in section [2.2.2](#), that specifies the background color of the line. The default value for this property is 0x00FFFFFF.

2.3.11.4 lineRightCrMod

The **lineRightCrMod** property specifies the foreground color of the line for black-and-white display mode.

0	1	2	3	4	5	6	7	8	9	10	11	12	13	14	15	16	17	18	19	20	21	22	23	24	25	26	27	28	29	30	31
opid																lineRightCrMod															
...																															

opid (2 bytes): An **OfficeArtFOPTEOPID** record, as defined in section [2.2.8](#), that specifies the header for this property. The following table specifies the subfields.

Field	Meaning
opid.opid	A value that MUST be 0x05C3.
opid.fBid	A value that MUST be 0x0.
opid.fComplex	A value that MUST be 0x0.

lineRightCrMod (4 bytes): An **OfficeArtCOLORREF** record, as defined in section [2.2.2](#), that specifies the foreground color of the line for black-and-white display mode. The default value for this property is 0x20000000.

2.3.11.5 lineRightType

The **lineRightType** property specifies the type of line.

0	1	2	3	4	5	6	7	8	9	10	11	12	13	14	15	16	17	18	19	20	21	22	23	24	25	26	27	28	29	30	31
opid																lineRightType															
...																															

opid (2 bytes): An **OfficeArtFOPTEOPID** record, as defined in section [2.2.8](#), that specifies the header for this property. The following table specifies the subfields.

Field	Meaning
opid.opid	A value that MUST be 0x05C4.
opid.fBid	A value that MUST be 0x0.
opid.fComplex	A value that MUST be 0x0.

lineRightType (4 bytes): An **MSOLINETYPE** enumeration value, as defined in section [2.4.13](#), that specifies the type of line. The default value for this property is **msolineSolid**.

2.3.11.6 lineRightFillBlip

The **lineRightFillBlip** property specifies the BLIP that is used to fill this line.

0	1	2	3	4	5	6	7	8	9	10	11	12	13	14	15	16	17	18	19	20	21	22	23	24	25	26	27	28	29	30	31
opid																lineRightFillBlip															
...																															

opid (2 bytes): An **OfficeArtFOPTEOPID** record, as defined in section [2.2.8](#), that specifies the header for this property. The following table specifies the subfields.

Field	Meaning
opid.opid	A value that MUST be 0x05C5.
opid.fBid	A value that MUST be 0x0 if fComplex equals 0x1 or 0x1 if fComplex equals 0x0. If this record is contained in an OfficeArtInlineSpContainer record, as defined in section 2.2.15 , the value MUST be ignored.
opid.fComplex	A bit that indicates whether the lineRightFillBlip_complex property, as defined in section 2.3.11.7 , exists. If the value equals 0x1, lineRightFillBlip_complex MUST exist. If this record is contained in an OfficeArtInlineSpContainer record then the value MUST be ignored.

lineRightFillBlip (4 bytes): An unsigned integer specifying the BLIP that is used to fill this line when the **lineRightType** property, as defined in section [2.3.11.5](#), is set to **msolinePattern** or **msolineTexture**. The value of **opid.fComplex** determines the meaning of this field, as specified in the following table. The default value for this property is 0x00000000. If this record is contained in an **OfficeArtInlineSpContainer** record then the value MUST be ignored.

Value of opid.fComplex	Meaning of lineRightFillBlip field
0x0	Specifies a one-based index into the rgfb array of the OfficeArtBStoreContainer record, as defined in section 2.2.20 . A value of 0x00000000 MUST be ignored.
0x1	Specifies the number of bytes of data in the lineRightFillBlip_complex property, as defined in section 2.3.11.7 .

2.3.11.7 lineRightFillBlip_complex

The **lineRightFillBlip_complex** property specifies additional data for the **lineRightFillBlip** property, as defined in section [2.3.11.6](#). If the **opid.fComplex** bit of **lineRightFillBlip** equals 0x1, this property MUST exist.

0	1	2	3	4	5	6	7	8	9	1	0	1	2	3	4	5	6	7	8	9	2	0	1	2	3	4	5	6	7	8	9	3	0	1
lineRightFillBlip_complex (variable)																																		
...																																		

lineRightFillBlip_complex (variable): An **OfficeArtBlip** record, as defined in section [2.2.23](#), specifying the BLIP that is used to fill this line if the **lineRightType** property, as defined in section [2.3.11.5](#), is set to **msolinePattern** or **msolineTexture**.

2.3.11.8 lineRightFillBlipName

The **lineRightFillBlipName** property specifies a comment about the **lineRightFillBlip** property, as defined in section [2.3.11.6](#).

0	1	2	3	4	5	6	7	8	9	1	0	1	2	3	4	5	6	7	8	9	2	0	1	2	3	4	5	6	7	8	9	3	0	1
opid											lineRightFillBlipName																							
...																																		

opid (2 bytes): An **OfficeArtFOPTEOPID** record, as defined in section [2.2.8](#), that specifies the header for this property. The following table specifies the subfields.

Field	Meaning
opid.opid	A value that MUST be 0x05C6.
opid.fBid	A value that is undefined and MUST be ignored.
opid.fComplex	A bit that indicates whether the lineRightFillBlipName_complex property, as defined in section 2.3.11.9 , exists. If the value equals 0x1, lineRightFillBlipName_complex MUST exist.

lineRightFillBlipName (4 bytes): The number of bytes of data in the **lineRightFillBlipName_complex** property. If **opid.fComplex** equal 0x0, this value MUST be 0x00000000. The default value for this property is 0x00000000.

2.3.11.9 lineRightFillBlipName_complex

The **lineRightFillBlipName_complex** property specifies additional data for the **lineRightFillBlipName** property, as defined in section [2.3.11.8](#). If the **opid.fComplex** bit of **lineRightFillBlipName** equals 0x1, this property MUST exist.

0	1	2	3	4	5	6	7	8	9	1	0	1	2	3	4	5	6	7	8	9	2	0	1	2	3	4	5	6	7	8	9	3	0	1
lineRightFillBlipName_complex (variable)																																		

...

lineRightFillBlipName_complex (variable): A null-terminated Unicode string that specifies a comment about the **lineRightFillBlip** property, as defined in section [2.3.11.6](#), as specified by the **lineRightFillBlipFlags** property, as defined in section [2.3.11.10](#).

2.3.11.10 lineRightFillBlipFlags

The **lineRightFillBlipFlags** property specifies how to interpret the **lineRightFillBlipName_complex** property, as defined in section [2.3.11.9](#).

0	1	2	3	4	5	6	7	8	9	10	11	12	13	14	15	16	17	18	19	20	21	22	23	24	25	26	27	28	29	30	31
opid											lineRightFillBlipFlags																				
...																															

opid (2 bytes): An **OfficeArtFOPTEOPID** record, as defined in section [2.2.8](#), that specifies the header for this property. The following table specifies the subfields.

Field	Meaning
opid.opid	A value that MUST be 0x05C7.
opid.fBid	A value that MUST be 0x0.
opid.fComplex	A value that MUST be 0x0.

lineRightFillBlipFlags (4 bytes): An **MSOBLIPFLAGS** enumeration value, as defined in section [2.4.8](#), that specifies how to interpret the **lineRightFillBlipName_complex** property. This value MUST be **msoblipflagComment**. The default value for this property is **msoblipflagComment**.

2.3.11.11 lineRightFillWidth

The **lineRightFillWidth** property specifies the width of a pattern or texture that is used to fill this line. The **lineRightFillDztype** property, as defined in section [2.3.11.13](#), specifies how to interpret this value.

0	1	2	3	4	5	6	7	8	9	10	11	12	13	14	15	16	17	18	19	20	21	22	23	24	25	26	27	28	29	30	31
opid											lineRightFillWidth																				
...																															

opid (2 bytes): An **OfficeArtFOPTEOPID** record, as defined in section [2.2.8](#), that specifies the header for this property. The following table specifies the subfields.

Field	Meaning
opid.opid	A value that MUST be 0x05C8.
opid.fBid	A value that MUST be 0x0.
opid.fComplex	A value that MUST be 0x0.

lineRightFillWidth (4 bytes): A signed integer specifying the width of a pattern or texture that is used to fill this line. If this value is 0x00000000, the width of the pixel data contained in the pattern or texture is to be used, and the appearance of the line fill will depend on the settings of the device on which it is rendered. The default value for this property is 0x00000000.

2.3.11.12 lineRightFillHeight

The **lineRightFillHeight** property specifies the height of a pattern or texture that is used to fill this line. The **lineRightFillDztype** property, as defined in section [2.3.11.13](#), specifies how to interpret this value.

0	1	2	3	4	5	6	7	8	9	10	11	12	13	14	15	16	17	18	19	20	21	22	23	24	25	26	27	28	29	30	31
opid																lineRightFillHeight															
...																															

opid (2 bytes): An **OfficeArtFOPTEOPID** record, as defined in section [2.2.8](#), that specifies the header for this property. The following table specifies the subfields.

Field	Meaning
opid.opid	A value that MUST be 0x05C9.
opid.fBid	A value that MUST be 0x0.
opid.fComplex	A value that MUST be 0x0.

lineRightFillHeight (4 bytes): A signed integer specifying the height of a pattern or texture that is used to fill this line. If this value is 0x00000000, the height of the pixel data contained in the pattern or texture is to be used, and the appearance of the line fill will depend on the settings of the device on which it is rendered. The default value for this property is 0x00000000.

2.3.11.13 lineRightFillDztype

The **lineRightFillDztype** property specifies how the **lineRightFillWidth**, as defined in section [2.3.11.11](#), and **lineRightFillHeight**, as defined in section [2.3.11.12](#), properties MUST be interpreted.

0	1	2	3	4	5	6	7	8	9	10	11	12	13	14	15	16	17	18	19	20	21	22	23	24	25	26	27	28	29	30	31
opid											lineRightFillDztype																				
...																															

opid (2 bytes): An **OfficeArtFOPTEOPID** record, as defined in section [2.2.8](#), that specifies the header for this property. The following table specifies the subfields.

Field	Meaning
opid.opid	A value that MUST be 0x05CA.
opid.fBid	A value that MUST be 0x0.
opid.fComplex	A value that MUST be 0x0.

lineRightFillDztype (4 bytes): An **MSODZTYPE** enumeration value, as defined in section [2.4.12](#), that specifies how the **lineRightFillWidth**, as defined in section [2.3.11.11](#), and **lineRightFillHeight**, as defined in section [2.3.11.12](#), properties MUST be interpreted. The default value for this property is **msodztypeDefault**.

2.3.11.14 lineRightWidth

The **lineRightWidth** property specifies the width of the line.

0	1	2	3	4	5	6	7	8	9	10	11	12	13	14	15	16	17	18	19	20	21	22	23	24	25	26	27	28	29	30	31
opid											lineRightWidth																				
...																															

opid (2 bytes): An **OfficeArtFOPTEOPID** record, as defined in section [2.2.8](#), that specifies the header for this property. The following table specifies the subfields.

Field	Meaning
opid.opid	A value that MUST be 0x05CB.
opid.fBid	A value that MUST be 0x0.
opid.fComplex	A value that MUST be 0x0.

lineRightWidth (4 bytes): A signed integer that specifies the width, in EMUs, of the line. This value MUST be from 0x00000000 through 0x0132F540, inclusive. The default value for this property is 0x00002535.

2.3.11.15 lineRightMiterLimit

The **lineRightMiterLimit** property specifies the maximum allowed ratio of miter length to line width. The miter length is the distance from the intersection of the line walls on the inside of the join to the intersection of the line walls on the outside of the join. For an explanation of miter length, see section [2.3.8.15](#).

0	1	2	3	4	5	6	7	8	9	10	11	12	13	14	15	16	17	18	19	20	21	22	23	24	25	26	27	28	29	30	31
opid																lineRightMiterLimit															
...																															

opid (2 bytes): An **OfficeArtFOPTEOPID** record, as defined in section [2.2.8](#), that specifies the header for this property. The following table specifies the subfields.

Field	Meaning
opid.opid	A value that MUST be 0x05CC.
opid.fBid	A value that MUST be 0x0.
opid.fComplex	A value that MUST be 0x0.

lineRightMiterLimit (4 bytes): A value of type **FixedPoint**, as specified in [\[MS-OSHARED\]](#) section 2.2.1.6, that specifies the maximum allowed ratio of miter length to line width. The default value for this property is 0x00080000.

2.3.11.16 lineRightStyle

The **lineRightStyle** property specifies the style of the line.

0	1	2	3	4	5	6	7	8	9	10	11	12	13	14	15	16	17	18	19	20	21	22	23	24	25	26	27	28	29	30	31
opid																lineRightStyle															
...																															

opid (2 bytes): An **OfficeArtFOPTEOPID** record, as defined in section [2.2.8](#), that specifies the header for this property. The following table specifies the subfields.

Field	Meaning
opid.opid	A value that MUST be 0x05CD.
opid.fBid	A value that MUST be 0x0.
opid.fComplex	A value that MUST be 0x0.

lineRightStyle (4 bytes): An **MSOLINESTYLE** enumeration value, as defined in section [2.4.14](#), that specifies the style of the line. The default value for this property is **msolineSimple**.

2.3.11.17 lineRightDashing

The **lineRightDashing** property specifies the dash style of the line.

0	1	2	3	4	5	6	7	8	9	10	11	12	13	14	15	16	17	18	19	20	21	22	23	24	25	26	27	28	29	30	31
opid											lineRightDashing																				
...																															

opid (2 bytes): An **OfficeArtFOPTEOPID** record, as defined in section [2.2.8](#), that specifies the header for this property. The following table specifies the subfields.

Field	Meaning
opid.opid	A value that MUST be 0x05CE.
opid.fBid	A value that MUST be 0x0.
opid.fComplex	A value that MUST be 0x0.

lineRightDashing (4 bytes): An **MSOLINEDASHING** enumeration value, as defined in section [2.4.15](#), that specifies the dash style of the line. The default value for this property is **msolineSolid**.

2.3.11.18 lineRightDashStyle

The **lineRightDashStyle** property specifies the custom dash style of the line.

0	1	2	3	4	5	6	7	8	9	10	11	12	13	14	15	16	17	18	19	20	21	22	23	24	25	26	27	28	29	30	31
opid											lineRightDashStyle																				
...																															

opid (2 bytes): An **OfficeArtFOPTEOPID** record, as defined in section [2.2.8](#), that specifies the header for this property. The following table specifies the subfields.

Field	Meaning
opid.opid	A value that MUST be 0x05CF.
opid.fBid	A value that is undefined and MUST be ignored.
opid.fComplex	A bit that indicates whether the lineRightDashStyle_complex property, as defined in section 2.3.11.19 , exists. If the value equals 0x1, lineRightDashStyle_complex MUST exist.

lineRightDashStyle (4 bytes): The number of bytes of data in the **lineRightDashStyle_complex** property, as defined in section [2.3.11.19](#). If **opid.fComplex**

equals 0x0, this value MUST be 0x00000000. The default value for this property is 0x00000000.

2.3.11.19 lineRightDashStyle_complex

The **lineRightDashStyle_complex** property specifies additional data for the **lineRightDashStyle** property, as defined in section [2.3.11.18](#). If the **opid.fComplex** bit of **lineRightDashStyle** equals 0x1, this property MUST exist.

0	1	2	3	4	5	6	7	8	9	1	0	1	2	3	4	5	6	7	8	9	2	0	1	2	3	4	5	6	7	8	9	3	0	1
lineRightDashStyle_complex (variable)																																		
...																																		

lineRightDashStyle_complex (variable): An **IMsoArray** record, as defined in section [2.2.51](#), of 32-bit unsigned integers that specifies a custom dash style for the line. The length of each dash and space in the dash style of the line is the product of a multiplier and the line width. The first element specifies the multiplier of the first dash, the second element specifies the multiplier of the first space, the third element specifies the multiplier of the second dash, and so on—alternating between spaces and dashes. This value SHOULD be used only if the **lineRightDashing** property, as defined in section [2.3.11.17](#), is either not present or equal to **msolineSolid**.

2.3.11.20 lineRightStartArrowhead

The **lineRightStartArrowhead** property specifies the line end decoration that is used at the start of the line.

0	1	2	3	4	5	6	7	8	9	1	0	1	2	3	4	5	6	7	8	9	2	0	1	2	3	4	5	6	7	8	9	3	0	1
opid																lineRightStartArrowhead																		
...																																		

opid (2 bytes): An **OfficeArtFOPTEOPID** record, as defined in section [2.2.8](#), that specifies the header for this property. The following table specifies the subfields.

Field	Meaning
opid.opid	A value that MUST be 0x05D0.
opid.fBid	A value that MUST be 0x0.
opid.fComplex	A value that MUST be 0x0.

lineRightStartArrowhead (4 bytes): An **MSOLINEEND** enumeration value, as defined in section [2.4.16](#), specifying the line end decoration that is used at the start of the line. The default value for this property is **msolineNoEnd**.

2.3.11.21 lineRightEndArrowhead

The **lineRightEndArrowhead** property specifies the line end decoration that is used at the end of the line.

0	1	2	3	4	5	6	7	8	9	10	11	12	13	14	15	16	17	18	19	20	21	22	23	24	25	26	27	28	29	30	31
opid											lineRightEndArrowhead																				
...																															

opid (2 bytes): An **OfficeArtFOPTEOPID** record, as defined in section [2.2.8](#), that specifies the header for this property. The following table specifies the subfields.

Field	Meaning
opid.opid	A value that MUST be 0x05D1.
opid.fBid	A value that MUST be 0x0.
opid.fComplex	A value that MUST be 0x0.

lineRightEndArrowhead (4 bytes): An **MSOLINEEND** enumeration value, as defined in section [2.4.16](#), specifying the line end decoration that is used at the end of the line. The default value for this property is **msolineNoEnd**.

2.3.11.22 lineRightStartArrowWidth

The **lineRightStartArrowWidth** property specifies the width of the line end decoration that is used at the start of the line.

0	1	2	3	4	5	6	7	8	9	10	11	12	13	14	15	16	17	18	19	20	21	22	23	24	25	26	27	28	29	30	31
opid											lineRightStartArrowWidth																				
...																															

opid (2 bytes): An **OfficeArtFOPTEOPID** record, as defined in section [2.2.8](#), that specifies the header for this property. The following table specifies the subfields.

Field	Meaning
opid.opid	A value that MUST be 0x05D2.
opid.fBid	A value that MUST be 0x0.
opid.fComplex	A value that MUST be 0x0.

lineRightStartArrowWidth (4 bytes): An **MSOLINEENDWIDTH** enumeration value, as defined in section [2.4.17](#), specifying the width of the line end decoration that is used at the start of the line. The default value for this property is **msolineMediumWidthArrow**.

2.3.11.23 lineRightStartArrowLength

The **lineRightStartArrowLength** property specifies the length of the line end decoration that is used at the start of the line.

0	1	2	3	4	5	6	7	8	9	10	11	12	13	14	15	16	17	18	19	20	21	22	23	24	25	26	27	28	29	30	31
opid											lineRightStartArrowLength																				
...																															

opid (2 bytes): An **OfficeArtFOPTEOPID** record, as defined in section [2.2.8](#), that specifies the header for this property. The following table specifies the subfields.

Field	Meaning
opid.opid	A value that MUST be 0x05D3.
opid.fBid	A value that MUST be 0x0.
opid.fComplex	A value that MUST be 0x0.

lineRightStartArrowLength (4 bytes): An **MSOLINEENDLENGTH** enumeration value, as defined in section [2.4.18](#), specifying the length of the line end decoration that is used at the start of the line. The default value for this property is **msolineMediumLenArrow**.

2.3.11.24 lineRightEndArrowWidth

The **lineRightEndArrowWidth** property specifies the width of the line end decoration that is used at the end of the line.

0	1	2	3	4	5	6	7	8	9	10	11	12	13	14	15	16	17	18	19	20	21	22	23	24	25	26	27	28	29	30	31
opid											lineRightEndArrowWidth																				
...																															

opid (2 bytes): An **OfficeArtFOPTEOPID** record, as defined in section [2.2.8](#), that specifies the header for this property. The following table specifies the subfields.

Field	Meaning
opid.opid	A value that MUST be 0x05D4.
opid.fBid	A value that MUST be 0x0.
opid.fComplex	A value that MUST be 0x0.

lineRightEndArrowWidth (4 bytes): An **MSOLINEENDWIDTH** enumeration value, as defined in section [2.4.17](#), specifying the width of the line end decoration that is used at the end of the line. The default value for this property is **msolineMediumWidthArrow**.

2.3.11.25 lineRightEndArrowLength

The **lineRightEndArrowLength** property specifies the length of the line end decoration that is used at the end of the line.

0	1	2	3	4	5	6	7	8	9	10	11	12	13	14	15	16	17	18	19	20	21	22	23	24	25	26	27	28	29	30	31
opid											lineRightEndArrowLength																				
...																															

opid (2 bytes): An **OfficeArtFOPTEOPID** record, as defined in section [2.2.8](#), that specifies the header for this property. The following table specifies the subfields.

Field	Meaning
opid.opid	A value that MUST be 0x05D5.
opid.fBid	A value that MUST be 0x0.
opid.fComplex	A value that MUST be 0x0.

lineRightEndArrowLength (4 bytes): An **MSOLINEENDLENGTH** enumeration value, as defined in section [2.4.18](#), specifying the length of the line end decoration that is used at the end of the line. The default value for this property is **msolineMediumLenArrow**.

2.3.11.26 lineRightJoinStyle

The **lineRightJoinStyle** property specifies the style of the line joins.

0	1	2	3	4	5	6	7	8	9	10	11	12	13	14	15	16	17	18	19	20	21	22	23	24	25	26	27	28	29	30	31
opid											lineRightJoinStyle																				
...																															

opid (2 bytes): An **OfficeArtFOPTEOPID** record, as defined in section [2.2.8](#), that specifies the header for this property. The following table specifies the subfields.

Field	Meaning
opid.opid	A value that MUST be 0x05D6.
opid.fBid	A value that MUST be 0x0.
opid.fComplex	A value that MUST be 0x0.

lineRightJoinStyle (4 bytes): An **MSOLINEJOIN** enumeration value, as defined in section [2.4.19](#), that specifies the style of the line joins. The default value for this property is **msolineJoinRound**.

2.3.11.27 lineRightEndCapStyle

The **lineRightEndCapStyle** property specifies the style of the line end caps.

0	1	2	3	4	5	6	7	8	9	10	11	12	13	14	15	16	17	18	19	20	21	22	23	24	25	26	27	28	29	30	31
opid											lineRightEndCapStyle																				
...																															

opid (2 bytes): An **OfficeArtFOPTEOPID** record, as defined in section [2.2.8](#), that specifies the header for this property. The following table specifies the subfields.

Field	Meaning
opid.opid	A value that MUST be 0x05D7.
opid.fBid	A value that MUST be 0x0.
opid.fComplex	A value that MUST be 0x0.

lineRightEndCapStyle (4 bytes): An **MSOLINECAP** enumeration value, as defined in section [2.4.20](#), that specifies the style of the line end caps. The default value for this property is **msolineEndCapFlat**.

2.3.11.28 lineRightColorExt

The **lineRightColorExt** property specifies the extended foreground color.

0	1	2	3	4	5	6	7	8	9	10	11	12	13	14	15	16	17	18	19	20	21	22	23	24	25	26	27	28	29	30	31
opid											lineRightColorExt																				
...																															

opid (2 bytes): An **OfficeArtFOPTEOPID** record, as defined in section [2.2.8](#), that specifies the header for this property. The following table specifies the subfields.

Field	Meaning
opid.opid	A value that MUST be 0x05D9.
opid.fBid	A value that MUST be 0x0.
opid.fComplex	A value that MUST be 0x0.

lineRightColorExt (4 bytes): An **OfficeArtCOLORREF** record, as defined in section [2.2.2](#), that specifies the extended foreground color. The default value for this property is 0xFFFFFFFF.

2.3.11.29 reserved1498

This property is reserved and MUST be ignored.

0	1	2	3	4	5	6	7	8	9	10	11	12	13	14	15	16	17	18	19	20	21	22	23	24	25	26	27	28	29	30	31
opid											reserved1498																				
...																															

opid (2 bytes): An **OfficeArtFOPTEOPID** record, as defined in section [2.2.8](#), that specifies the header for this property. The following table specifies the subfields.

Field	Meaning
opid.opid	A value that MUST be 0x05DA.
opid.fBid	A value that MUST be 0x0.
opid.fComplex	A value that MUST be 0x0.

reserved1498 (4 bytes): A value that MUST equal 0xFFFFFFFF and MUST be ignored. The default value for this property is 0xFFFFFFFF.

2.3.11.30 lineRightColorExtMod

The **lineRightColorExtMod** property specifies the color modification of the extended foreground color.

0	1	2	3	4	5	6	7	8	9	10	11	12	13	14	15	16	17	18	19	20	21	22	23	24	25	26	27	28	29	30	31
opid											lineRightColorExtMod																				
...																															

opid (2 bytes): An **OfficeArtFOPTEOPID** record, as defined in section [2.2.8](#), that specifies the header for this property. The following table specifies the subfields.

Field	Meaning
opid.opid	A value that MUST be 0x05DB.
opid.fBid	A value that MUST be 0x0.
opid.fComplex	A value that MUST be 0x0.

lineRightColorExtMod (4 bytes): An **MSOTINTSHADE** record that specifies the extended foreground color modification. For more information, see the **OfficeArtCOLORREF** structure, as defined in section [2.2.2](#). The default value for this property is 0x20000000.

2.3.11.31 reserved1500

This property is reserved and MUST be ignored.

0	1	2	3	4	5	6	7	8	9	10	11	12	13	14	15	16	17	18	19	20	21	22	23	24	25	26	27	28	29	30	31
opid											reserved1500																				
...																															

opid (2 bytes): An **OfficeArtFOPTEOPID** record, as defined in section [2.2.8](#), that specifies the header for this property. The following table specifies the subfields.

Field	Meaning
opid.opid	A value that MUST be 0x05DC.
opid.fBid	A value that MUST be 0x0.
opid.fComplex	A value that MUST be 0x0.

reserved1500 (4 bytes): A value that MUST equal zero and MUST be ignored. The default value for this property is 0x00000000.

2.3.11.32 lineRightBackColorExt

The **lineRightBackColorExt** property specifies the extended background color.

0	1	2	3	4	5	6	7	8	9	10	11	12	13	14	15	16	17	18	19	20	21	22	23	24	25	26	27	28	29	30	31
opid											lineRightBackColorExt																				
...																															

opid (2 bytes): An **OfficeArtFOPTEOPID** record, as defined in section [2.2.8](#), that specifies the header for this property. The following table specifies the subfields.

Field	Meaning
opid.opid	A value that MUST be 0x05DD.
opid.fBid	A value that MUST be 0x0.
opid.fComplex	A value that MUST be 0x0.

lineRightBackColorExt (4 bytes): An **OfficeArtCOLORREF** record, as defined in section [2.2.2](#), that specifies the extended background color. The default value for this property is 0xFFFFFFFF.

2.3.11.33 reserved1502

The **reserved1502** property MUST equal 0xFFFFFFFF and MUST be ignored.

0	1	2	3	4	5	6	7	8	9	10	11	12	13	14	15	16	17	18	19	20	21	22	23	24	25	26	27	28	29	30	31
opid											reserved1502																				
...																															

opid (2 bytes): An **OfficeArtFOPTEOPID** record, as defined in section [2.2.8](#), that specifies the header for this property. The following table specifies the subfields.

Field	Meaning
opid.opid	A value that MUST be 0x05DE.
opid.fBid	A value that MUST be 0x0.
opid.fComplex	A value that MUST be 0x0.

reserved1502 (4 bytes): A value that MUST equal 0xFFFFFFFF and MUST be ignored. The default value for this property is 0xFFFFFFFF.

2.3.11.34 lineRightBackColorExtMod

The **lineRightBackColorExtMod** property specifies the color modification of the extended background color.

0	1	2	3	4	5	6	7	8	9	10	11	12	13	14	15	16	17	18	19	20	21	22	23	24	25	26	27	28	29	30	31
opid											lineRightBackColorExtMod																				
...																															

opid (2 bytes): An **OfficeArtFOPTEOPID** record, as defined in section [2.2.8](#), that specifies the header for this property. The following table specifies the subfields.

Field	Meaning
opid.opid	A value that MUST be 0x05DF.
opid.fBid	A value that MUST be 0x0.
opid.fComplex	A value that MUST be 0x0.

lineRightBackColorExtMod (4 bytes): An **MSOTINTSHADE** record that specifies the extended background color modification. For more information, see the **OfficeArtCOLORREF** structure, as defined in section [2.2.2](#). The default value for this property is 0x20000000.

2.3.11.35 reserved1504

This property is reserved and MUST be ignored.

0	1	2	3	4	5	6	7	8	9	10	11	12	13	14	15	16	17	18	19	20	21	22	23	24	25	26	27	28	29	30	31
opid											reserved1504																				
...																															

opid (2 bytes): An **OfficeArtFOPTEOPID** record, as defined in section [2.2.8](#), that specifies the header for this property. The following table specifies the subfields.

Field	Meaning
opid.opid	A value that MUST be 0x05E0.
opid.fBid	A value that MUST be 0x0.
opid.fComplex	A value that MUST be 0x0.

reserved1504 (4 bytes): A value that MUST equal zero and MUST be ignored. The default value for this property is 0x00000000.

2.3.11.36 reserved1505

The **reserved1505** property MUST equal 0xFFFFFFFF and MUST be ignored.

0	1	2	3	4	5	6	7	8	9	10	11	12	13	14	15	16	17	18	19	20	21	22	23	24	25	26	27	28	29	30	31
opid											reserved1505																				
...																															

opid (2 bytes): An **OfficeArtFOPTEOPID** record, as defined in section [2.2.8](#), that specifies the header for this property. The following table specifies the subfields.

Field	Meaning
opid.opid	A value that MUST be 0x05E1.
opid.fBid	A value that MUST be 0x0.
opid.fComplex	A value that MUST be 0x0.

reserved1505 (4 bytes): A value that MUST equal 0xFFFFFFFF and MUST be ignored. The default value for this property is 0xFFFFFFFF.

2.3.11.37 reserved1506

The **reserved1506** property MUST equal 0xFFFFFFFF and MUST be ignored.

0	1	2	3	4	5	6	7	8	9	10	11	12	13	14	15	16	17	18	19	20	21	22	23	24	25	26	27	28	29	30	31
opid																reserved1506															
...																															

opid (2 bytes): An **OfficeArtFOPTEOPID** record, as defined in section [2.2.8](#), that specifies the header for this property. The following table specifies the subfields.

Field	Meaning
opid.opid	A value that MUST be 0x05E2.
opid.fBid	A value that MUST be 0x0.
opid.fComplex	A value that MUST be 0x0.

reserved1506 (4 bytes): A value that MUST equal 0xFFFFFFFF and MUST be ignored. The default value for this property is 0xFFFFFFFF.

2.3.11.38 Right Line Style Boolean Properties

The **Right Line Style Boolean Properties** specify a 32-bit field of Boolean properties for the right line style.

0	1	2	3	4	5	6	7	8	9	10	11	12	13	14	15	16	17	18	19	20	21	22	23	24	25	26	27	28	29	30	31
opid																unused1						A	B	C	D	E	F	G	H	I	J
unused6						K	L	M	N	O	P	Q	R	S	T																

opid (2 bytes): An **OfficeArtFOPTEOPID** record, as defined in section [2.2.8](#), that specifies the header for this property. The following table specifies the subfields.

Field	Meaning
opid.opid	A value that MUST be 0x05FF.
opid.fBid	A value that MUST be 0x0.
opid.fComplex	A value that MUST be 0x0.

unused1 (6 bits): A value that is undefined and MUST be ignored.

A - unused2 (1 bit): A value that is undefined and MUST be ignored.

B - unused3 (1 bit): A value that is undefined and MUST be ignored.

C - unused4 (1 bit): A value that is undefined and MUST be ignored.

- D - fUseRightInsetPen (1 bit):** A bit that specifies whether the **fRightInsetPen** bit is set. A value of 0x0 specifies that the **fRightInsetPen** bit MUST be ignored and the default value used instead. The default value for this property is 0x0.
- E - fUseRightInsetPenOK (1 bit):** A bit that specifies whether the **fRightInsetPenOK** bit is set. A value of 0x0 specifies that the **fRightInsetPenOK** bit MUST be ignored and the default value used instead. The default value for this property is 0x0.
- F - unused5 (1 bit):** A value that is undefined and MUST be ignored.
- G - fUseRightLine (1 bit):** A bit that specifies whether the **fRightLine** bit is set. A value of 0x0 specifies that the **fRightLine** bit MUST be ignored and the default value used instead. The default value for this property is 0x0.
- H - fUseRightHitTestLine (1 bit):** A bit that specifies whether the **fRightHitTestLine** bit is set. A value of 0x0 specifies that the **fRightHitTestLine** bit MUST be ignored and the default value used instead. The default value for this property is 0x0.
- I - fUseLineRightFillShape (1 bit):** A bit that specifies whether the **fLineRightFillShape** bit is set. A value of 0x0 specifies that the **fLineRightFillShape** bit MUST be ignored and the default value used instead. The default value for this property is 0x0.
- J - fUseRightNoLineDrawDash (1 bit):** A bit that specifies whether the **fRightNoLineDrawDash** bit is set. A value of 0x0 specifies that the **fRightNoLineDrawDash** bit MUST be ignored and the default value used instead. The default value for this property is 0x0.
- unused6 (6 bits):** A value that is undefined and MUST be ignored.
- K - unused7 (1 bit):** A value that is undefined and MUST be ignored.
- L - reserved1 (1 bit):** A value that MUST be zero and MUST be ignored.
- M - reserved2 (1 bit):** A value that MUST be zero and MUST be ignored.
- N - fRightInsetPen (1 bit):** A bit that specifies whether to draw the line inside the shape. If **fRightInsetPenOK** equals 0x0, this bit MUST be ignored. If **fUseRightInsetPen** equals 0x0, this value MUST be ignored. The default value for this property is 0x0.
- O - fRightInsetPenOK (1 bit):** A bit that specifies whether insetting the pen is allowed. If **fUseRightInsetPenOK** equals 0x0, this value MUST be ignored. The default value for this property is 0x1.
- P - reserved3 (1 bit):** A value that MUST be zero and MUST be ignored.
- Q - fRightLine (1 bit):** A bit that specifies whether to display the other line properties in this line style when handling the right side of a rectangular 2-D shape. If **fUseRightLine** equals 0x0, this value MUST be ignored. The default value for this property is 0x0. If the **rh.recInstance** field in the **OfficeArtFSP** record, as defined in section [2.2.40](#), for the shape is not set to one of the **MSOSPT** enumeration values, as defined in section [2.4.24](#), in the following list, the line properties in this line style MUST NOT be displayed:
- **msosptRectangle**
 - **msosptTextBox**
 - **msosptBevel**

- **msosptHostControl**
- **msosptPictureFrame**
- **msosptFlowChartProcess**
- **msosptFlowChartPredefinedProcess**
- **msosptFlowChartInternalStorage**
- **msosptActionButtonBlank**
- **msosptActionButtonHome**
- **msosptActionButtonHelp**
- **msosptActionButtonInformation**
- **msosptActionButtonForwardNext**
- **msosptActionButtonBackPrevious**
- **msosptActionButtonEnd**
- **msosptActionButtonBeginning**
- **msosptActionButtonReturn**
- **msosptActionButtonDocument**
- **msosptActionButtonSound**
- **msosptActionButtonMovie**

R - fRightHitTestLine (1 bit): A bit that specifies whether this line will be hit tested. If **fUsefRightHitTestLine** equal 0x0, this value MUST be ignored. The default value for this property is 0x1.

S - fLineRightFillShape (1 bit): A bit that specifies how the fill is aligned. The following table specifies the meaning of each value for this field. If **fUsefLineRightFillShape** equals 0x0, this value MUST be ignored. The default value for this property is 0x1.

Value	Meaning
0x0	Specifies that the fill is aligned with the origin of the view.
0x1	Specifies that the fill is aligned relative to the shape so that it will move with the shape.

T - fRightNoLineDrawDash (1 bit): A bit that specifies whether a dashed line will be drawn if the other properties specify that no line exists. If **fUsefRightNoLineDrawDash** equals 0x0, this value MUST be ignored. The default value for this property is 0x0.

2.3.12 Bottom Line Style

The **Bottom Line Style** property set specifies the line attributes that are applied to the bottom side of a rectangular shape.

2.3.12.1 lineBottomColor

The **lineBottomColor** property specifies the foreground color of the line.

0	1	2	3	4	5	6	7	8	9	10	11	12	13	14	15	16	17	18	19	20	21	22	23	24	25	26	27	28	29	30	31
opid											lineBottomColor																				
...																															

opid (2 bytes): An **OfficeArtFOPTEOPID** record, as defined in section [2.2.8](#), that specifies the header for this property. The following table specifies the subfields.

Field	Meaning
opid.opid	A value that MUST be 0x0600.
opid.fBid	A value that MUST be 0x0.
opid.fComplex	A value that MUST be 0x0.

lineBottomColor (4 bytes): An **OfficeArtCOLORREF** record, as defined in section [2.2.2](#), that specifies the foreground color of the line. The default value for this property is 0x00000000.

2.3.12.2 lineBottomOpacity

The **lineBottomOpacity** property specifies the opacity level of the foreground color.

0	1	2	3	4	5	6	7	8	9	10	11	12	13	14	15	16	17	18	19	20	21	22	23	24	25	26	27	28	29	30	31
opid											lineBottomOpacity																				
...																															

opid (2 bytes): An **OfficeArtFOPTEOPID** record, as defined in section [2.2.8](#), that specifies the header for this property. The following table specifies the subfields.

Field	Meaning
opid.opid	A value that MUST be 0x0601.
opid.fBid	A value that MUST be 0x0.
opid.fComplex	A value that MUST be 0x0.

lineBottomOpacity (4 bytes): A signed integer that specifies the opacity level of the foreground color. This property MUST be from 0x00000000 through 0x00010000, inclusive. A value of 0x00000000 is completely transparent. A value of 0x00010000 is completely opaque. The default value for this property is 0x00010000.

2.3.12.3 lineBottomBackColor

This property specifies the background color of the line.

0	1	2	3	4	5	6	7	8	9	10	11	12	13	14	15	16	17	18	19	20	21	22	23	24	25	26	27	28	29	30	31
opid											lineBottomBackColor																				
...																															

opid (2 bytes): An **OfficeArtFOPTEOPID** record, as defined in section [2.2.8](#), that specifies the header for this property. The following table specifies the subfields.

Field	Meaning
opid.opid	A value that MUST be 0x0602.
opid.fBid	A value that MUST be 0x0.
opid.fComplex	A value that MUST be 0x0.

lineBottomBackColor (4 bytes): An **OfficeArtCOLORREF** record, as defined in section [2.2.2](#), that specifies the background color of the line. The default value for this property is 0x00FFFFFF.

2.3.12.4 lineBottomCrMod

The **lineBottomCrMod** property specifies the foreground color of the line for black-and-white display mode.

0	1	2	3	4	5	6	7	8	9	10	11	12	13	14	15	16	17	18	19	20	21	22	23	24	25	26	27	28	29	30	31
opid											lineBottomCrMod																				
...																															

opid (2 bytes): An **OfficeArtFOPTEOPID** record, as defined in section [2.2.8](#), that specifies the header for this property. The following table specifies the subfields.

Field	Meaning
opid.opid	A value that MUST be 0x0603.
opid.fBid	A value that MUST be 0x0.
opid.fComplex	A value that MUST be 0x0.

lineBottomCrMod (4 bytes): An **OfficeArtCOLORREF** record, as defined in section [2.2.2](#), that specifies the foreground color of the line for black-and-white display mode. The default value for this property is 0x20000000.

2.3.12.5 lineBottomType

The **lineBottomType** property specifies the type of line.

0	1	2	3	4	5	6	7	8	9	10	11	12	13	14	15	16	17	18	19	20	21	22	23	24	25	26	27	28	29	30	31
opid											lineBottomType																				
...																															

opid (2 bytes): An **OfficeArtFOPTEOPID** record, as defined in section [2.2.8](#), that specifies the header for this property. The following table specifies the subfields.

Field	Meaning
opid.opid	A value that MUST be 0x0604.
opid.fBid	A value that MUST be 0x0.
opid.fComplex	A value that MUST be 0x0.

lineBottomType (4 bytes): An **MSOLINETYPE** enumeration value, as defined in section [2.4.13](#), that specifies the type of line. The default value for this property is **msolineSolid**.

2.3.12.6 lineBottomFillBlip

The **lineBottomFillBlip** property specifies the BLIP that is used to fill this line.

0	1	2	3	4	5	6	7	8	9	10	11	12	13	14	15	16	17	18	19	20	21	22	23	24	25	26	27	28	29	30	31
opid											lineBottomFillBlip																				
...																															

opid (2 bytes): An **OfficeArtFOPTEOPID** record, as defined in section [2.2.8](#), that specifies the header for this property. The following table specifies the subfields.

Field	Meaning
opid.opid	A value that MUST be 0x0605.
opid.fBid	A value that MUST be 0x0 if fComplex equals 0x1 or 0x1 if fComplex equals 0x0. If this record is contained in an OfficeArtInlineSpContainer record, as defined in section 2.2.15 , the value MUST be ignored.
opid.fComplex	A bit that indicates whether the lineBottomFillBlip_complex property, as defined in section 2.3.12.7 , exists. If the value equals 0x1, lineBottomFillBlip_complex MUST exist. If this record is contained in an OfficeArtInlineSpContainer record then the value MUST be ignored.

lineBottomFillBlip (4 bytes): An unsigned integer specifying the BLIP that is used to fill this line when the **lineBottomType** property, as defined in section [2.3.12.5](#), is set to **msolinePattern** or **msolineTexture**. The value of **opid.fComplex** determines the meaning of this field, as specified in the following table. The default value for this property is 0x00000000. If this record is contained in an **OfficeArtInlineSpContainer** record then the value MUST be ignored.

Value of opid.fComplex	Meaning of lineBottomFillBlip field
0x0	Specifies a one-based index into the rgfb array of the OfficeArtBStoreContainer record, as defined in section 2.2.20 . A value of 0x00000000 MUST be ignored.
0x1	Specifies the number of bytes of data in the lineBottomFillBlip_complex property.

2.3.12.7 lineBottomFillBlip_complex

The **lineBottomFillBlip_complex** property specifies additional data for the **lineBottomFillBlip** property, as defined in section [2.3.12.6](#). If the **opid.fComplex** bit of **lineBottomFillBlip** equals 0x1, this property MUST exist.

0	1	2	3	4	5	6	7	8	9	1	0	1	2	3	4	5	6	7	8	9	2	0	1	2	3	4	5	6	7	8	9	3	0	1
lineBottomFillBlip_complex (variable)																																		
...																																		

lineBottomFillBlip_complex (variable): An **OfficeArtBlip** record, as defined in section [2.2.23](#), specifying the BLIP that is used to fill this line if the **lineBottomType** property, as defined in section [2.3.12.5](#), is set to **msolinePattern** or **msolineTexture**.

2.3.12.8 lineBottomFillBlipName

The **lineBottomFillBlipName** property specifies a comment about the **lineBottomFillBlip** property, as defined in section [2.3.12.6](#).

0	1	2	3	4	5	6	7	8	9	1	0	1	2	3	4	5	6	7	8	9	2	0	1	2	3	4	5	6	7	8	9	3	0	1
opid										lineBottomFillBlipName																								
...																																		

opid (2 bytes): An **OfficeArtFOPTEOPID** record, as defined in section [2.2.8](#), that specifies the header for this property. The following table specifies the subfields.

Field	Meaning
opid.opid	A value that MUST be 0x0606.

Field	Meaning
opid.fBid	A value that is undefined and MUST be ignored.
opid.fComplex	A bit that indicates whether the lineBottomFillBlipName_complex property, as defined in section 2.3.12.9 , exists. If the value equals 0x1, lineBottomFillBlipName_complex MUST exist.

lineBottomFillBlipName (4 bytes): The number of bytes of data in the **lineBottomFillBlipName_complex** property. If **opid.fComplex** equals 0x0, this value MUST be 0x00000000. The default value for this property is 0x00000000.

2.3.12.9 lineBottomFillBlipName_complex

The **lineBottomFillBlipName_complex** property specifies additional data for the **lineBottomFillBlipName** property, as defined in section [2.3.12.8](#). If the **opid.fComplex** bit of **lineBottomFillBlipName** equals 0x1, this property MUST exist.

0	1	2	3	4	5	6	7	8	9	1	0	1	2	3	4	5	6	7	8	9	2	0	1	2	3	4	5	6	7	8	9	3	0	1
lineBottomFillBlipName_complex (variable)																																		
...																																		

lineBottomFillBlipName_complex (variable): A null-terminated Unicode string that specifies a comment about the **lineBottomFillBlip** property, as specified by the **lineBottomFillBlipFlags** property, as defined in section [2.3.12.10](#).

2.3.12.10 lineBottomFillBlipFlags

The **lineBottomFillBlipFlags** property specifies how to interpret the **lineBottomFillBlipName_complex** property, as defined in section [2.3.12.9](#).

0	1	2	3	4	5	6	7	8	9	1	0	1	2	3	4	5	6	7	8	9	2	0	1	2	3	4	5	6	7	8	9	3	0	1
opid												lineBottomFillBlipFlags																						
...																																		

opid (2 bytes): An **OfficeArtFOPTEOPID** record, as defined in section [2.2.8](#), that specifies the header for this property. The following table specifies the subfields.

Field	Meaning
opid.opid	A value that MUST be 0x0607.
opid.fBid	A value that MUST be 0x0.
opid.fComplex	A value that MUST be 0x0.

lineBottomFillBlipFlags (4 bytes): An **MSOBLIPFLAGS** enumeration value, as defined in section [2.4.8](#), that specifies how to interpret the **lineBottomFillBlipName_complex** property, as defined in section [2.3.12.9](#). This value MUST be **msoblipflagComment**. The default value for this property is **msoblipflagComment**.

2.3.12.11 lineBottomFillWidth

The **lineBottomFillWidth** property specifies the width of a pattern or texture that is used to fill this line. The **lineBottomFillDztype** property, as defined in section [2.3.12.13](#), specifies how to interpret this value.

0	1	2	3	4	5	6	7	8	9	10	11	12	13	14	15	16	17	18	19	20	21	22	23	24	25	26	27	28	29	30	31
opid																lineBottomFillWidth															
...																															

opid (2 bytes): An **OfficeArtFOPTEOPID** record, as defined in section [2.2.8](#), that specifies the header for this property. The following table specifies the subfields.

Field	Meaning
opid.opid	A value that MUST be 0x0608.
opid.fBid	A value that MUST be 0x0.
opid.fComplex	A value that MUST be 0x0.

lineBottomFillWidth (4 bytes): A signed integer specifying the width of a pattern or texture that is used to fill this line. If this value is 0x00000000, the width of the pixel data contained in the pattern or texture is to be used, and the appearance of the line fill will depend on the settings of the device on which it is rendered. The default value for this property is 0x00000000.

2.3.12.12 lineBottomFillHeight

The **lineBottomFillHeight** property specifies the height of a pattern or texture that is used to fill this line. The **lineBottomFillDztype** property, as defined in section [2.3.12.13](#), specifies how to interpret this value.

0	1	2	3	4	5	6	7	8	9	10	11	12	13	14	15	16	17	18	19	20	21	22	23	24	25	26	27	28	29	30	31
opid																lineBottomFillHeight															
...																															

opid (2 bytes): An **OfficeArtFOPTEOPID** record, as defined in section [2.2.8](#), that specifies the header for this property. The following table specifies the subfields.

Field	Meaning
opid.opid	A value that MUST be 0x0609.
opid.fBid	A value that MUST be 0x0.
opid.fComplex	A value that MUST be 0x0.

lineBottomFillHeight (4 bytes): A signed integer specifying the height of a pattern or texture that is used to fill this line. If this value is 0x00000000, the height of the pixel data contained in the pattern or texture is to be used, and the appearance of the line fill will depend on the settings of the device on which it is rendered. The default value for this property is 0x00000000.

2.3.12.13 lineBottomFillDztype

The **lineBottomFillDztype** property specifies how the **lineBottomFillWidth**, as defined in section [2.3.12.11](#), and **lineBottomFillHeight**, as defined in section [2.3.12.12](#), properties MUST be interpreted.

0	1	2	3	4	5	6	7	8	9	10	11	12	13	14	15	16	17	18	19	20	21	22	23	24	25	26	27	28	29	30	31
opid																lineBottomFillDztype															
...																															

opid (2 bytes): An **OfficeArtFOPTEOPID** record, as defined in section [2.2.8](#), that specifies the header for this property. The following table specifies the subfields.

Field	Meaning
opid.opid	A value that MUST be 0x060A.
opid.fBid	A value that MUST be 0x0.
opid.fComplex	A value that MUST be 0x0.

lineBottomFillDztype (4 bytes): An **MSODZTYPE** enumeration value, as defined in section [2.4.12](#), that specifies how the **lineBottomFillWidth**, as defined in section [2.3.12.11](#), and **lineBottomFillHeight**, as defined in section [2.3.12.12](#), properties MUST be interpreted. The default value for this property is **msodztypeDefault**.

2.3.12.14 lineBottomWidth

The **lineBottomWidth** property specifies the width of the line.

0	1	2	3	4	5	6	7	8	9	10	11	12	13	14	15	16	17	18	19	20	21	22	23	24	25	26	27	28	29	30	31
opid																lineBottomWidth															

...

opid (2 bytes): An **OfficeArtFOPTEOPID** record, as defined in section [2.2.8](#), that specifies the header for this property. The following table specifies the subfields.

Field	Meaning
opid.opid	A value that MUST be 0x060B.
opid.fBid	A value that MUST be 0x0.
opid.fComplex	A value that MUST be 0x0.

lineBottomWidth (4 bytes): A signed integer that specifies the width, in EMUs, of the line. This value MUST be from 0x00000000 through 0x0132F540, inclusive. The default value for this property is 0x00002535.

2.3.12.15 lineBottomMiterLimit

The **lineBottomMiterLimit** property specifies the maximum allowed ratio of miter length to line width. The miter length is the distance from the intersection of the line walls on the inside of the join to the intersection of the line walls on the outside of the join. For an explanation of miter length, see section [2.3.8.15](#).

0	1	2	3	4	5	6	7	8	9	10	11	12	13	14	15	16	17	18	19	20	21	22	23	24	25	26	27	28	29	30	31
opid																lineBottomMiterLimit															
...																															

opid (2 bytes): An **OfficeArtFOPTEOPID** record, as defined in section [2.2.8](#), that specifies the header for this property. The following table specifies the subfields.

Field	Meaning
opid.opid	A value that MUST be 0x060C.
opid.fBid	A value that MUST be 0x0.
opid.fComplex	A value that MUST be 0x0.

lineBottomMiterLimit (4 bytes): A value of type **FixedPoint**, as specified in [\[MS-OSHARED\]](#) section 2.2.1.6, that specifies the maximum allowed ratio of miter length to line width. The default value for this property is 0x00080000.

2.3.12.16 lineBottomStyle

The **lineBottomStyle** property specifies the style of the line.

0	1	2	3	4	5	6	7	8	9	10	11	12	13	14	15	16	17	18	19	20	21	22	23	24	25	26	27	28	29	30	31
opid											lineBottomStyle																				
...																															

opid (2 bytes): An **OfficeArtFOPTEOPID** record, as defined in section [2.2.8](#), that specifies the header for this property. The following table specifies the subfields.

Field	Meaning
opid.opid	A value that MUST be 0x060D.
opid.fBid	A value that MUST be 0x0.
opid.fComplex	A value that MUST be 0x0.

lineBottomStyle (4 bytes): An **MSOLINESTYLE** enumeration value, as defined in section [2.4.14](#), that specifies the style of the line. The default value for this property is **msolineSimple**.

2.3.12.17 lineBottomDashing

The **lineBottomDashing** property specifies the dash style of the line.

0	1	2	3	4	5	6	7	8	9	10	11	12	13	14	15	16	17	18	19	20	21	22	23	24	25	26	27	28	29	30	31
opid											lineBottomDashing																				
...																															

opid (2 bytes): An **OfficeArtFOPTEOPID** record, as defined in section [2.2.8](#), that specifies the header for this property. The following table specifies the subfields.

Field	Meaning
opid.opid	A value that MUST be 0x060E.
opid.fBid	A value that MUST be 0x0.
opid.fComplex	A value that MUST be 0x0.

lineBottomDashing (4 bytes): An **MSOLINEDASHING** enumeration value, as defined in section [2.4.15](#), that specifies the dash style of the line. The default value for this property is **msolineSolid**.

2.3.12.18 lineBottomDashStyle

The **lineBottomDashStyle** property specifies the custom dash style of the line.

0	1	2	3	4	5	6	7	8	9	10	11	12	13	14	15	16	17	18	19	20	21	22	23	24	25	26	27	28	29	30	31
opid											lineBottomDashStyle																				
...																															

opid (2 bytes): An **OfficeArtFOPTEOPID** record, as defined in section [2.2.8](#), that specifies the header for this property. The following table specifies the subfields.

Field	Meaning
opid.opid	A value that MUST be 0x060F.
opid.fBid	A value that is undefined and MUST be ignored.
opid.fComplex	A bit that indicates whether the lineBottomDashStyle_complex property, as defined in section 2.3.12.19 , exists. If the value equals 0x1, lineBottomDashStyle_complex MUST exist.

lineBottomDashStyle (4 bytes): The number of bytes of data in the **lineBottomDashStyle_complex** property. If **opid.fComplex** equals 0x0, this value MUST be 0x00000000. The default value for this property is 0x00000000.

2.3.12.19 lineBottomDashStyle_complex

The **lineBottomDashStyle_complex** property specifies additional data for the **lineBottomDashStyle** property, as defined in section [2.3.12.18](#). If the **opid.fComplex** bit of **lineBottomDashStyle** equals 0x1, this property MUST exist.

0	1	2	3	4	5	6	7	8	9	10	11	12	13	14	15	16	17	18	19	20	21	22	23	24	25	26	27	28	29	30	31
lineBottomDashStyle_complex (variable)																															
...																															

lineBottomDashStyle_complex (variable): An **IMsoArray** record, as defined in section [2.2.51](#), of 32-bit unsigned integers that specifies a custom dash style for the line. The length of each dash and space in the dash style of the line is the product of a multiplier and the line width. The first element specifies the multiplier of the first dash, the second element specifies the multiplier of the first space, the third element specifies the multiplier of the second dash, and so on—alternating between spaces and dashes. This value SHOULD be used only if the **lineBottomDashing** property, as defined in section [2.3.12.17](#), is either not present or equal to **mslineSolid**.

2.3.12.20 lineBottomStartArrowhead

The **lineBottomStartArrowhead** property specifies the line end decoration that is used at the start of the line.

0	1	2	3	4	5	6	7	8	9	10	11	12	13	14	15	16	17	18	19	20	21	22	23	24	25	26	27	28	29	30	31
opid																lineBottomStartArrowhead															
...																															

opid (2 bytes): An **OfficeArtFOPTEOPID** record, as defined in section [2.2.8](#), that specifies the header for this property. The following table specifies the subfields.

Field	Meaning
opid.opid	A value that MUST be 0x0610.
opid.fBid	A value that MUST be 0x0.
opid.fComplex	A value that MUST be 0x0.

lineBottomStartArrowhead (4 bytes): An **MSOLINEEND** enumeration value, as defined in section [2.4.16](#), specifying the line end decoration that is used at the start of the line. The default value for this property is **msolineNoEnd**.

2.3.12.21 lineBottomEndArrowhead

The **lineBottomEndArrowhead** property specifies the line end decoration that is used at the end of the line.

0	1	2	3	4	5	6	7	8	9	10	11	12	13	14	15	16	17	18	19	20	21	22	23	24	25	26	27	28	29	30	31
opid																lineBottomEndArrowhead															
...																															

opid (2 bytes): An **OfficeArtFOPTEOPID** record, as defined in section [2.2.8](#), that specifies the header for this property. The following table specifies the subfields.

Field	Meaning
opid.opid	A value that MUST be 0x0611.
opid.fBid	A value that MUST be 0x0.
opid.fComplex	A value that MUST be 0x0.

lineBottomEndArrowhead (4 bytes): An **MSOLINEEND** enumeration value, as defined in section [2.4.16](#), specifying the line end decoration that is used at the end of the line. The default value for this property is **msolineNoEnd**.

2.3.12.22 lineBottomStartArrowWidth

The **lineBottomStartArrowWidth** property specifies the width of the line end decoration that is used at the start of the line.

0	1	2	3	4	5	6	7	8	9	10	11	12	13	14	15	16	17	18	19	20	21	22	23	24	25	26	27	28	29	30	31
opid											lineBottomStartArrowWidth																				
...																															

opid (2 bytes): An **OfficeArtFOPTEOPID** record, as defined in section [2.2.8](#), that specifies the header for this property. The following table specifies the subfields.

Field	Meaning
opid.opid	A value that MUST be 0x0612.
opid.fBid	A value that MUST be 0x0.
opid.fComplex	A value that MUST be 0x0.

lineBottomStartArrowWidth (4 bytes): An **MSOLINEENDWIDTH** enumeration value, as defined in section [2.4.17](#), specifying the width of the line end decoration that is used at the start of the line. The default value for this property is **msolineMediumWidthArrow**.

2.3.12.23 lineBottomStartArrowLength

The **lineBottomStartArrowLength** property specifies the length of the line end decoration that is used at the start of the line.

0	1	2	3	4	5	6	7	8	9	10	11	12	13	14	15	16	17	18	19	20	21	22	23	24	25	26	27	28	29	30	31
opid											lineBottomStartArrowLength																				
...																															

opid (2 bytes): An **OfficeArtFOPTEOPID** record, as defined in section [2.2.8](#), that specifies the header for this property. The following table specifies the subfields.

Field	Meaning
opid.opid	A value that MUST be 0x0613.
opid.fBid	A value that MUST be 0x0.
opid.fComplex	A value that MUST be 0x0.

lineBottomStartArrowLength (4 bytes): An **MSOLINEENDLENGTH** enumeration value, as defined in section [2.4.18](#), specifying the length of the line end decoration that is used at the start of the line. The default value for this property is **msolineMediumLenArrow**.

2.3.12.24 lineBottomEndArrowWidth

The **lineBottomEndArrowWidth** property specifies the width of the line end decoration that is used at the end of the line.

0	1	2	3	4	5	6	7	8	9	10	11	12	13	14	15	16	17	18	19	20	21	22	23	24	25	26	27	28	29	30	31
opid											lineBottomEndArrowWidth																				
...																															

opid (2 bytes): An **OfficeArtFOPTEOPID** record, as defined in section [2.2.8](#), that specifies the header for this property. The following table specifies the subfields.

Field	Meaning
opid.opid	A value that MUST be 0x0614.
opid.fBid	A value that MUST be 0x0.
opid.fComplex	A value that MUST be 0x0.

lineBottomEndArrowWidth (4 bytes): An **MSOLINEENDWIDTH** enumeration value, as defined in section [2.4.17](#), specifying the width of the line end decoration that is used at the end of the line. The default value for this property is **mslineMediumWidthArrow**.

2.3.12.25 lineBottomEndArrowLength

The **lineBottomEndArrowLength** property specifies the length of the line end decoration that is used at the end of the line.

0	1	2	3	4	5	6	7	8	9	10	11	12	13	14	15	16	17	18	19	20	21	22	23	24	25	26	27	28	29	30	31
opid											lineBottomEndArrowLength																				
...																															

opid (2 bytes): An **OfficeArtFOPTEOPID** record, as defined in section [2.2.8](#), that specifies the header for this property. The following table specifies the subfields.

Field	Meaning
opid.opid	A value that MUST be 0x0615.
opid.fBid	A value that MUST be 0x0.
opid.fComplex	A value that MUST be 0x0.

lineBottomEndArrowLength (4 bytes): An **MSOLINEENDLENGTH** enumeration value, as defined in section [2.4.18](#), specifying the length of the line end decoration that is used at the end of the line. The default value for this property is **mslineMediumLenArrow**.

2.3.12.26 lineBottomJoinStyle

The **lineBottomJoinStyle** property specifies the style of the line joins.

0	1	2	3	4	5	6	7	8	9	10	11	12	13	14	15	16	17	18	19	20	21	22	23	24	25	26	27	28	29	30	31
opid											lineBottomJoinStyle																				
...																															

opid (2 bytes): An **OfficeArtFOPTEOPID** record, as defined in section [2.2.8](#), that specifies the header for this property. The following table specifies the subfields.

Field	Meaning
opid.opid	A value that MUST be 0x0616.
opid.fBid	A value that MUST be 0x0.
opid.fComplex	A value that MUST be 0x0.

lineBottomJoinStyle (4 bytes): An **MSOLINEJOIN** enumeration value, as defined in section [2.4.19](#), specifying the style of the line joins. The default value for this property is **msolineJoinRound**.

2.3.12.27 lineBottomEndCapStyle

The **lineBottomEndCapStyle** property specifies the style of the line end caps.

0	1	2	3	4	5	6	7	8	9	10	11	12	13	14	15	16	17	18	19	20	21	22	23	24	25	26	27	28	29	30	31
opid											lineBottomEndCapStyle																				
...																															

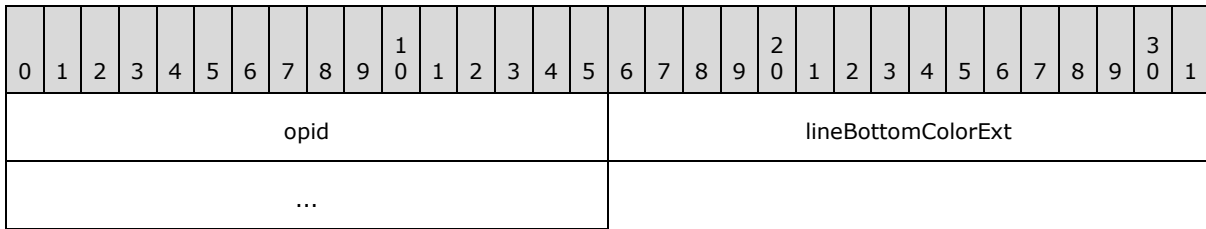
opid (2 bytes): An **OfficeArtFOPTEOPID** record, as defined in section [2.2.8](#), that specifies the header for this property. The following table specifies the subfields.

Field	Meaning
opid.opid	A value that MUST be 0x0617.
opid.fBid	A value that MUST be 0x0.
opid.fComplex	A value that MUST be 0x0.

lineBottomEndCapStyle (4 bytes): An **MSOLINECAP** enumeration value, as defined in section [2.4.20](#), specifying the style of the line end caps. The default value for this property is **msolineEndCapFlat**.

2.3.12.28 lineBottomColorExt

The **lineBottomColorExt** property specifies the extended foreground color.



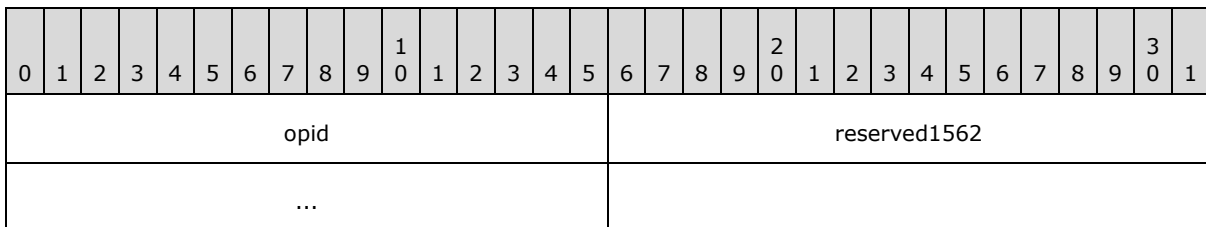
opid (2 bytes): An **OfficeArtFOPTEOPID** record, as defined in section [2.2.8](#), that specifies the header for this property. The following table specifies the subfields.

Field	Meaning
opid.opid	A value that MUST be 0x0619.
opid.fBid	A value that MUST be 0x0.
opid.fComplex	A value that MUST be 0x0.

lineBottomColorExt (4 bytes): An **OfficeArtCOLORREF** record, as defined in section [2.2.2](#), that specifies the extended foreground color. The default value for this property is 0xFFFFFFFF.

2.3.12.29 reserved1562

The **reserved1562** property MUST equal 0xFFFFFFFF and MUST be ignored.



opid (2 bytes): An **OfficeArtFOPTEOPID** record, as defined in section [2.2.8](#), that specifies the header for this property. The following table specifies the subfields.

Field	Meaning
opid.opid	A value that MUST be 0x061A.
opid.fBid	A value that MUST be 0x0.
opid.fComplex	A value that MUST be 0x0.

reserved1562 (4 bytes): A value that MUST equal 0xFFFFFFFF and MUST be ignored. The default value for this property is 0xFFFFFFFF.

2.3.12.30 lineBottomColorExtMod

The **lineBottomColorExtMod** property specifies the color modification of the extended foreground color.

0	1	2	3	4	5	6	7	8	9	10	11	12	13	14	15	16	17	18	19	20	21	22	23	24	25	26	27	28	29	30	31
opid											lineBottomColorExtMod																				
...																															

opid (2 bytes): An **OfficeArtFOPTEOPID** record, as defined in section [2.2.8](#), that specifies the header for this property. The following table specifies the subfields.

Field	Meaning
opid.opid	A value that MUST be 0x061B.
opid.fBid	A value that MUST be 0x0.
opid.fComplex	A value that MUST be 0x0.

lineBottomColorExtMod (4 bytes): An **MSOTINTSHADE** record that specifies the extended foreground color modification. For more information, see the **OfficeArtCOLORREF** structure, as defined in section [2.2.2](#). The default value for this property is 0x20000000.

2.3.12.31 reserved1564

This property is reserved and MUST be ignored.

0	1	2	3	4	5	6	7	8	9	10	11	12	13	14	15	16	17	18	19	20	21	22	23	24	25	26	27	28	29	30	31
opid											reserved1564																				
...																															

opid (2 bytes): An **OfficeArtFOPTEOPID** record, as defined in section [2.2.8](#), that specifies the header for this property. The following table specifies the subfields.

Field	Meaning
opid.opid	A value that MUST be 0x061C.
opid.fBid	A value that MUST be 0x0.
opid.fComplex	A value that MUST be 0x0.

reserved1564 (4 bytes): A value that MUST equal zero and MUST be ignored. The default value for this property is 0x00000000.

2.3.12.32 lineBottomBackColorExt

The **lineBottomBackColorExt** property specifies the extended background color.

0	1	2	3	4	5	6	7	8	9	10	11	12	13	14	15	16	17	18	19	20	21	22	23	24	25	26	27	28	29	30	31
opid											lineBottomBackColorExt																				
...																															

opid (2 bytes): An **OfficeArtFOPTEOPID** record, as defined in section [2.2.8](#), that specifies the header for this property. The following table specifies the subfields.

Field	Meaning
opid.opid	A value that MUST be 0x061D.
opid.fBid	A value that MUST be 0x0.
opid.fComplex	A value that MUST be 0x0.

lineBottomBackColorExt (4 bytes): An **OfficeArtCOLORREF** record, as defined in section [2.2.2](#), that specifies the extended background color. The default value for this property is 0xFFFFFFFF.

2.3.12.33 reserved1566

The **reserved1566** property MUST equal 0xFFFFFFFF and MUST be ignored.

0	1	2	3	4	5	6	7	8	9	10	11	12	13	14	15	16	17	18	19	20	21	22	23	24	25	26	27	28	29	30	31
opid											reserved1566																				
...																															

opid (2 bytes): An **OfficeArtFOPTEOPID** record, as defined in section [2.2.8](#), that specifies the header for this property. The following table specifies the subfields.

Field	Meaning
opid.opid	A value that MUST be 0x061E.
opid.fBid	A value that MUST be 0x0.
opid.fComplex	A value that MUST be 0x0.

reserved1566 (4 bytes): A value that MUST equal 0xFFFFFFFF and MUST be ignored. The default value for this property is 0xFFFFFFFF.

2.3.12.34 lineBottomBackColorExtMod

The **lineBottomBackColorExtMod** property specifies the color modification of the extended background color.

0	1	2	3	4	5	6	7	8	9	10	11	12	13	14	15	16	17	18	19	20	21	22	23	24	25	26	27	28	29	30	31
opid											lineBottomBackColorExtMod																				
...																															

opid (2 bytes): An **OfficeArtFOPTEOPID** record, as defined in section [2.2.8](#), that specifies the header for this property. The following table specifies the subfields.

Field	Meaning
opid.opid	A value that MUST be 0x061F.
opid.fBid	A value that MUST be 0x0.
opid.fComplex	A value that MUST be 0x0.

lineBottomBackColorExtMod (4 bytes): An **MSOTINTSHADE** record that specifies the extended background color modification. For more information, see the **OfficeArtCOLORREF** structure, as defined in section [2.2.2](#). The default value for this property is 0x20000000.

2.3.12.35 reserved1568

This property is reserved and MUST be ignored.

0	1	2	3	4	5	6	7	8	9	10	11	12	13	14	15	16	17	18	19	20	21	22	23	24	25	26	27	28	29	30	31
opid											reserved1568																				
...																															

opid (2 bytes): An **OfficeArtFOPTEOPID** record, as defined in section [2.2.8](#), that specifies the header for this property. The following table specifies the subfields.

Field	Meaning
opid.opid	A value that MUST be 0x0620.
opid.fBid	A value that MUST be 0x0.
opid.fComplex	A value that MUST be 0x0.

reserved1568 (4 bytes): A value that MUST equal zero and MUST be ignored. The default value for this property is 0x00000000.

2.3.12.36 reserved1569

The **reserved1569** property MUST equal 0xFFFFFFFF and MUST be ignored.

0	1	2	3	4	5	6	7	8	9	10	11	12	13	14	15	16	17	18	19	20	21	22	23	24	25	26	27	28	29	30	31
opid											reserved1569																				
...																															

opid (2 bytes): An **OfficeArtFOPTEOPID** record, as defined in section [2.2.8](#), that specifies the header for this property. The following table specifies the subfields.

Field	Meaning
opid.opid	A value that MUST be 0x0621.
opid.fBid	A value that MUST be 0x0.
opid.fComplex	A value that MUST be 0x0.

reserved1569 (4 bytes): A value that MUST equal 0xFFFFFFFF and MUST be ignored. The default value for this property is 0xFFFFFFFF.

2.3.12.37 reserved1570

The **reserved1570** property MUST equal 0xFFFFFFFF and MUST be ignored.

0	1	2	3	4	5	6	7	8	9	10	11	12	13	14	15	16	17	18	19	20	21	22	23	24	25	26	27	28	29	30	31
opid											reserved1570																				
...																															

opid (2 bytes): An **OfficeArtFOPTEOPID** record, as defined in section [2.2.8](#), that specifies the header for this property. The following table specifies the subfields.

Field	Meaning
opid.opid	A value that MUST be 0x0622.
opid.fBid	A value that MUST be 0x0.
opid.fComplex	A value that MUST be 0x0.

reserved1570 (4 bytes): A value that MUST equal 0xFFFFFFFF and MUST be ignored. The default value for this property is 0xFFFFFFFF.

2.3.12.38 Bottom Line Style Boolean Properties

The **Bottom Line Style Boolean Properties** specify a 32-bit field of Boolean properties for the bottom line style.

0	1	2	3	4	5	6	7	8	9	0	1	2	3	4	5	6	7	8	9	0	1	2	3	4	5	6	7	8	9	0	1
opid																unused1						A	B	C	D	E	F	G	H	I	J
unused6										K	L	M	N	O	P	Q	R	S	T												

opid (2 bytes): An **OfficeArtFOPTEOPID** record, as defined in section [2.2.8](#), that specifies the header for this property. The following table specifies the subfields.

Field	Meaning
opid.opid	A value that MUST be 0x063F.
opid.fBid	A value that MUST be 0x0.
opid.fComplex	A value that MUST be 0x0.

unused1 (6 bits): A value that is undefined and MUST be ignored.

A - unused2 (1 bit): A value that is undefined and MUST be ignored.

B - unused3 (1 bit): A value that is undefined and MUST be ignored.

C - unused4 (1 bit): A value that is undefined and MUST be ignored.

D - fUsefBottomInsetPen (1 bit): A bit that specifies whether the **fBottomInsetPen** bit is set. A value of 0x0 specifies that the **fBottomInsetPen** bit MUST be ignored and the default value used instead. The default value for this property is 0x0.

E - fUsefBottomInsetPenOK (1 bit): A bit that specifies whether the **fBottomInsetPenOK** bit is set. A value of 0x0 specifies that the **fBottomInsetPenOK** bit MUST be ignored and the default value used instead. The default value for this property is 0x0.

F - unused5 (1 bit): A value that is undefined and MUST be ignored.

G - fUsefBottomLine (1 bit): A bit that specifies whether the **fBottomLine** bit is set. A value of 0x0 specifies that the **fBottomLine** bit MUST be ignored and the default value used instead. The default value for this property is 0x0.

H - fUsefBottomHitTestLine (1 bit): A bit that specifies whether the **fBottomHitTestLine** bit is set. A value of 0x0 specifies that the **fBottomHitTestLine** bit MUST be ignored and the default value used instead. The default value for this property is 0x0.

I - fUsefLineBottomFillShape (1 bit): A bit that specifies whether the **fLineBottomFillShape** bit is set. A value of 0x0 specifies that the **fLineBottomFillShape** bit MUST be ignored and the default value used instead. The default value for this property is 0x0.

J - fUsefBottomNoLineDrawDash (1 bit): A bit that specifies whether the **fBottomNoLineDrawDash** bit is set. A value of 0x0 specifies that the **fBottomNoLineDrawDash** bit MUST be ignored and the default value used instead. The default value for this property is 0x0.

unused6 (6 bits): A value that is undefined and MUST be ignored.

K - unused7 (1 bit): A value that is undefined and MUST be ignored.

L - reserved1 (1 bit): A value that MUST be zero and MUST be ignored.

M - reserved2 (1 bit): A value that MUST be zero and MUST be ignored.

N - fBottomInsetPen (1 bit): A bit that specifies whether to draw the line inside the shape. If **fBottomInsetPenOK** equals 0x0, this bit MUST be ignored. If **fUsefBottomInsetPen** equals 0x0, this value MUST be ignored. The default value for this property is 0x0.

O - fBottomInsetPenOK (1 bit): A bit that specifies whether insetting the pen is allowed. If **fUsefBottomInsetPenOK** equals 0x0, this value MUST be ignored. The default value for this property is 0x1.

P - reserved3 (1 bit): A value that MUST be zero and MUST be ignored.

Q - fBottomLine (1 bit): A bit that specifies whether to display the other line properties in this line style when handling the bottom side of a rectangular 2-D shape. If **fUsefBottomLine** equals 0x0, this value MUST be ignored. The default value for this property is 0x0. If the **rh.recInstance** field in the **OfficeArtFSP** record, as defined in section [2.2.40](#), for the shape is not set to one of the **MSOSPT** enumeration values, as defined in section [2.4.24](#), in the following list, the line properties in this line style MUST NOT be displayed:

- **msosptRectangle**
- **msosptTextBox**
- **msosptBevel**
- **msosptHostControl**
- **msosptPictureFrame**
- **msosptFlowChartProcess**
- **msosptFlowChartPredefinedProcess**
- **msosptFlowChartInternalStorage**
- **msosptActionButtonBlank**
- **msosptActionButtonHome**
- **msosptActionButtonHelp**
- **msosptActionButtonInformation**
- **msosptActionButtonForwardNext**
- **msosptActionButtonBackPrevious**
- **msosptActionButtonEnd**

- **msosptActionButtonBeginning**
- **msosptActionButtonReturn**
- **msosptActionButtonDocument**
- **msosptActionButtonSound**
- **msosptActionButtonMovie**

R - fBottomHitTestLine (1 bit): A bit that specifies whether this line will be hit tested. If **fUsefBottomHitTestLine** equals 0x0, this value **MUST** be ignored. The default value for this property is 0x1.

S - fLineBottomFillShape (1 bit): A bit that specifies how the fill is aligned. The following table specifies the meaning of each value for this field. If **fUsefLineBottomFillShape** equals 0x0, this value **MUST** be ignored. The default value for this property is 0x1.

Value	Meaning
0x0	Specifies that the fill is aligned with the origin of the view.
0x1	Specifies that the fill is aligned relative to the shape so that it will move with the shape.

T - fBottomNoLineDrawDash (1 bit): A bit that specifies whether a dashed line will be drawn if the other properties specify that no line exists. If **fUsefBottomNoLineDrawDash** equals 0x0, this value **MUST** be ignored. The default value for this property is 0x0.

2.3.13 Shadow Style

The **Shadow Style** property set specifies how a shadow will appear when drawn.

2.3.13.1 shadowType

The **shadowType** property specifies the style of shadow to display with the object.

0	1	2	3	4	5	6	7	8	9	10	11	12	13	14	15	16	17	18	19	20	21	22	23	24	25	26	27	28	29	30	31
opid																shadowType															
...																															

opid (2 bytes): An **OfficeArtFOPTEOPID** record, as defined in section [2.2.8](#), that specifies the header for this property. The following table specifies the subfields.

Field	Meaning
opid.opid	A value that MUST be 0x0200.
opid.fBid	A value that MUST be 0x0.
opid.fComplex	A value that MUST be 0x0.

shadowType (4 bytes): An **MSOSHADOWTYPE** enumeration value, as defined in section [2.4.21](#), that specifies the type of shadow. The default value for this property is **msoshadowOffset**.

2.3.13.2 shadowColor

The **shadowColor** property specifies the primary color of the shadow.

0	1	2	3	4	5	6	7	8	9	10	11	12	13	14	15	16	17	18	19	20	21	22	23	24	25	26	27	28	29	30	31
opid																shadowColor															
...																															

opid (2 bytes): An **OfficeArtFOPTEOPID** record, as defined in section [2.2.8](#), that specifies the header for this property. The following table specifies the subfields.

Field	Meaning
opid.opid	A value that MUST be 0x0201.
opid.fBid	A value that MUST be 0x0.
opid.fComplex	A value that MUST be 0x0.

shadowColor (4 bytes): An **OfficeArtCOLORREF** record, as defined in section [2.2.2](#), that specifies the primary color of the shadow. The default value for this property is 0x00808080.

2.3.13.3 shadowHighlight

The **shadowHighlight** property specifies the highlight color of the shadow. This property MUST exist if the **shadowType** property, as defined in section [2.3.13.1](#), equals [msoshadowDouble](#) or [msoshadowEmbossOrEngrave](#); otherwise, this property MUST be ignored.

0	1	2	3	4	5	6	7	8	9	10	11	12	13	14	15	16	17	18	19	20	21	22	23	24	25	26	27	28	29	30	31
opid																shadowHighlight															
...																															

opid (2 bytes): An **OfficeArtFOPTEOPID** record, as defined in section [2.2.8](#), that specifies the header for this property. The following table specifies the subfields.

Field	Meaning
opid.opid	A value that MUST be 0x0202.
opid.fBid	A value that MUST be 0x0.
opid.fComplex	A value that MUST be 0x0.

shadowHighlight (4 bytes): An **OfficeArtCOLORREF** record, as defined in section [2.2.2](#), that specifies the highlight color of the shadow. The default value for this property is 0x00CBCBCB.

2.3.13.4 shadowCrMod

The **shadowCrMod** property specifies the shadow's primary color modifier to use when running in black-and-white display mode. This property **MUST** exist if black-and-white display mode is to be used; otherwise, this property **MUST** be ignored.

0	1	2	3	4	5	6	7	8	9	10	11	12	13	14	15	16	17	18	19	20	21	22	23	24	25	26	27	28	29	30	31
opid																shadowCrMod															
...																															

opid (2 bytes): An **OfficeArtFOPTEOPID** record, as defined in section [2.2.8](#), that specifies the header for this property. The following table specifies the subfields.

Field	Meaning
opid.opid	A value that MUST be 0x0203.
opid.fBid	A value that MUST be 0x0.
opid.fComplex	A value that MUST be 0x0.

shadowCrMod (4 bytes): An **OfficeArtCOLORREF** record, as defined in section [2.2.2](#), that specifies the shadow's primary color modifier to use when running in black-and-white display mode. The default value for this property is 0x20000000.

2.3.13.5 shadowOpacity

The **shadowOpacity** property specifies the opacity level of the shadow.

0	1	2	3	4	5	6	7	8	9	10	11	12	13	14	15	16	17	18	19	20	21	22	23	24	25	26	27	28	29	30	31
opid																shadowOpacity															
...																															

opid (2 bytes): An **OfficeArtFOPTEOPID** record, as defined in section [2.2.8](#), that specifies the header for this property. The following table specifies the subfields.

Field	Meaning
opid.opid	A value that MUST be 0x0204.
opid.fBid	A value that MUST be 0x0.
opid.fComplex	A value that MUST be 0x0.

shadowOpacity (4 bytes): A value of type **FixedPoint**, as specified in [\[MS-OSHARED\]](#) section 2.2.1.6, that specifies the opacity level of the shadow. This value MUST be from 0.0 through 1.0. The default value for this property is 0x00010000.

2.3.13.6 shadowOffsetX

The **shadowOffsetX** property specifies the distance along the x-axis that the shadow lies away from the shape. This property MUST exist if the **shadowType** property, as defined in section [2.3.13.1](#), equals [msoshadowOffset](#) or `msoshadowDouble`; otherwise, this property MUST be ignored.

0	1	2	3	4	5	6	7	8	9	10	11	12	13	14	15	16	17	18	19	20	21	22	23	24	25	26	27	28	29	30	31
opid																shadowOffsetX															
...																															

opid (2 bytes): An **OfficeArtFOPTEOPID** record, as defined in section [2.2.8](#), that specifies the header for this property. The following table specifies the subfields.

Field	Meaning
opid.opid	A value that MUST be 0x0205.
opid.fBid	A value that MUST be 0x0.
opid.fComplex	A value that MUST be 0x0.

shadowOffsetX (4 bytes): A signed integer that specifies the distance, in EMUs, along the x-axis that the shadow lies away from the shape. If this value is positive, the shadow is offset from the right side of the axis-aligned bounding rectangle for the shape. If this value is negative, the shadow is offset from the left side of the axis-aligned bounding rectangle for the shape. The default value for this property is 0x00006338.

2.3.13.7 shadowOffsetY

The **shadowOffsetY** property specifies the distance along the y-axis that the shadow lies away from the shape. This property MUST exist if the **shadowType** property, as defined in section [2.3.13.1](#), equals [msoshadowOffset](#) or `msoshadowDouble`; otherwise, this property MUST be ignored.

0	1	2	3	4	5	6	7	8	9	10	11	12	13	14	15	16	17	18	19	20	21	22	23	24	25	26	27	28	29	30	31
opid																shadowOffsetY															
...																															

opid (2 bytes): An **OfficeArtFOPTEOPID** record, as defined in section [2.2.8](#), that specifies the header for this property. The following table specifies the subfields.

Field	Meaning
opid.opid	A value that MUST be 0x0206.
opid.fBid	A value that MUST be 0x0.
opid.fComplex	A value that MUST be 0x0.

shadowOffsetY (4 bytes): A signed integer that specifies the distance, in EMUs, along the y-axis that the shadow lies away from the shape. If this value is positive, the shadow is offset from the bottom of the axis-aligned bounding rectangle for the shape. If this value is negative, the shadow is offset from the top of the axis-aligned bounding rectangle for the shape. The default value for this property is 0x00006338.

2.3.13.8 shadowSecondOffsetX

The **shadowSecondOffsetX** property specifies the distance along the x-axis that the highlighted shadow lies away from the shape. This property MUST exist if the **shadowType** property, as defined in section [2.3.13.1](#), equals [msoshadowDouble](#); otherwise, this property MUST be ignored.

0	1	2	3	4	5	6	7	8	9	10	11	12	13	14	15	16	17	18	19	20	21	22	23	24	25	26	27	28	29	30	31
opid																shadowSecondOffsetX															
...																															

opid (2 bytes): An **OfficeArtFOPTEOPID** record, as defined in section [2.2.8](#), that specifies the header for this property. The following table specifies the subfields.

Field	Meaning
opid.opid	A value that MUST be 0x0207.
opid.fBid	A value that MUST be 0x0.
opid.fComplex	A value that MUST be 0x0.

shadowSecondOffsetX (4 bytes): A signed integer that specifies the distance, in EMUs, along the x-axis that the highlighted portion of the shadow lies away from the shape. If this value is positive, the shadow is offset from the right side of the axis-aligned bounding rectangle for the shape. If this value is negative, the shadow is offset from the left side of the axis-aligned bounding rectangle for the shape. The default value for this property is 0x00000000.

2.3.13.9 shadowSecondOffsetY

The **shadowSecondOffsetY** property specifies the distance along the y-axis that the highlighted shadow lies away from the shape. This property MUST exist if the **shadowType** property, as defined in section [2.3.13.1](#), equals [msoshadowDouble](#); otherwise, this property MUST be ignored.

0	1	2	3	4	5	6	7	8	9	10	11	12	13	14	15	16	17	18	19	20	21	22	23	24	25	26	27	28	29	30	31
opid																shadowSecondOffsetY															
...																															

opid (2 bytes): An **OfficeArtFOPTEOPID** record, as defined in section 2.2.8, that specifies the header for this property. The following table specifies the subfields.

Field	Meaning
opid.opid	A value that MUST be 0x0208.
opid.fBid	A value that MUST be 0x0.
opid.fComplex	A value that MUST be 0x0.

shadowSecondOffsetY (4 bytes): A signed integer that specifies the distance, in EMUs, along the y-axis that the highlighted portion of the shadow lies away from the shape. If this value is positive, the shadow is offset from the bottom of the axis-aligned bounding rectangle for the shape. If this value is negative, the shadow is offset from the top of the axis-aligned bounding rectangle for the shape.

The default value for this property is 0x00000000.

2.3.13.10 shadowOriginX

The **shadowOriginX** property specifies the origin of the shadow on the x-axis, relative to the center of the shape.

0	1	2	3	4	5	6	7	8	9	10	11	12	13	14	15	16	17	18	19	20	21	22	23	24	25	26	27	28	29	30	31
opid																shadowOriginX															
...																															

opid (2 bytes): An **OfficeArtFOPTEOPID** record, as defined in section 2.2.8, that specifies the header for this property. The following table specifies the subfields.

Field	Meaning
opid.opid	A value that MUST be 0x0210.
opid.fBid	A value that MUST be 0x0.
opid.fComplex	A value that MUST be 0x0.

shadowOriginX (4 bytes): A value of type **FixedPoint**, as specified in [MS-OSHARED] section 2.2.1.6, that specifies the origin, in EMUs, of the shadow relative to the center of the shape on the x-axis. The default value for this property is 0x00000000.

2.3.13.11 shadowOriginY

The **shadowOriginY** property specifies the origin of the shadow on the y-axis, relative to the center of the shape.

0	1	2	3	4	5	6	7	8	9	10	11	12	13	14	15	16	17	18	19	20	21	22	23	24	25	26	27	28	29	30	31
opid																shadowOriginY															
...																															

opid (2 bytes): An **OfficeArtFOPTEOPID** record, as defined in section [2.2.8](#), that specifies the header for this property. The following table specifies the subfields.

Field	Meaning
opid.opid	A value that MUST be 0x0211.
opid.fBid	A value that MUST be 0x0.
opid.fComplex	A value that MUST be 0x0.

shadowOriginY (4 bytes): A value of type **FixedPoint**, as specified in [\[MS-OSHARED\]](#) section 2.2.1.6, that specifies the origin, in EMUs, of the shadow relative to the center of the shape on the y-axis. The default value for this property is 0x00000000.

2.3.13.12 shadowColorExt

The **shadowColorExt** property specifies the primary extended color of the shadow.

0	1	2	3	4	5	6	7	8	9	10	11	12	13	14	15	16	17	18	19	20	21	22	23	24	25	26	27	28	29	30	31
opid																shadowColorExt															
...																															

opid (2 bytes): An **OfficeArtFOPTEOPID** record, as defined in section [2.2.8](#), that specifies the header for this property. The following table specifies the subfields.

Field	Meaning
opid.opid	A value that MUST be 0x0212.
opid.fBid	A value that MUST be 0x0.
opid.fComplex	A value that MUST be 0x0.

shadowColorExt (4 bytes): An **OfficeArtCOLORREF** record, as defined in section [2.2.2](#), that specifies the primary extended color of the shadow. The default value for this property is 0xFFFFFFFF.

2.3.13.13 reserved531

The **reserved531** property MUST equal 0xFFFFFFFF and MUST be ignored.

0	1	2	3	4	5	6	7	8	9	10	11	12	13	14	15	16	17	18	19	20	21	22	23	24	25	26	27	28	29	30	31
opid											reserved531																				
...																															

opid (2 bytes): An **OfficeArtFOPTEOPID** record, as defined in section [2.2.8](#), that specifies the header for this property. The following table specifies the subfields.

Field	Meaning
opid.opid	A value that MUST be 0x0213.
opid.fBid	A value that MUST be 0x0.
opid.fComplex	A value that MUST be 0x0.

reserved531 (4 bytes): A value that MUST equal 0xFFFFFFFF and MUST be ignored. The default value for this property is 0xFFFFFFFF.

2.3.13.14 shadowColorExtMod

The **shadowColorExtMod** property specifies the color modification of the primary extended color of the shadow.

0	1	2	3	4	5	6	7	8	9	10	11	12	13	14	15	16	17	18	19	20	21	22	23	24	25	26	27	28	29	30	31
opid											shadowColorExtMod																				
...																															

opid (2 bytes): An **OfficeArtFOPTEOPID** record, as defined in section [2.2.8](#), that specifies the header for this property. The following table specifies the subfields.

Field	Meaning
opid.opid	A value that MUST be 0x0214.
opid.fBid	A value that MUST be 0x0.
opid.fComplex	A value that MUST be 0x0.

shadowColorExtMod (4 bytes): An **MSOTINTSHADE** record that specifies the shadow's primary extended color modification. For more information, see the **OfficeArtCOLORREF** structure, as defined in section [2.2.2](#). The default value for this property is 0x20000000.

2.3.13.15 reserved533

This property is reserved and MUST be ignored.

0	1	2	3	4	5	6	7	8	9	10	11	12	13	14	15	16	17	18	19	20	21	22	23	24	25	26	27	28	29	30	31
opid											reserved533																				
...																															

opid (2 bytes): An **OfficeArtFOPTEOPID** record, as defined in section [2.2.8](#), that specifies the header for this property. The following table specifies the subfields.

Field	Meaning
opid.opid	A value that MUST be 0x0215.
opid.fBid	A value that MUST be 0x0.
opid.fComplex	A value that MUST be 0x0.

reserved533 (4 bytes): A value that MUST equal zero and MUST be ignored. The default value for this property is 0x00000000.

2.3.13.16 shadowHighlightExt

The **shadowHighlightExt** property specifies the extended highlight color of the shadow.

0	1	2	3	4	5	6	7	8	9	10	11	12	13	14	15	16	17	18	19	20	21	22	23	24	25	26	27	28	29	30	31
opid											shadowHighlightExt																				
...																															

opid (2 bytes): An **OfficeArtFOPTEOPID** record, as defined in section [2.2.8](#), that specifies the header for this property. The following table specifies the subfields.

Field	Meaning
opid.opid	A value that MUST be 0x0216.
opid.fBid	A value that MUST be 0x0.
opid.fComplex	A value that MUST be 0x0.

shadowHighlightExt (4 bytes): An **OfficeArtCOLORREF** record, as defined in section [2.2.2](#), that specifies the extended highlight color of the shadow. The default value for this property is 0xFFFFFFFF.

2.3.13.17 reserved535

The **reserved535** property MUST equal 0xFFFFFFFF and MUST be ignored.

0	1	2	3	4	5	6	7	8	9	10	11	12	13	14	15	16	17	18	19	20	21	22	23	24	25	26	27	28	29	30	31
opid											reserved535																				
...																															

opid (2 bytes): An **OfficeArtFOPTEOPID** record, as defined in section [2.2.8](#), that specifies the header for this property. The following table specifies the subfields.

Field	Meaning
opid.opid	A value that MUST be 0x0217.
opid.fBid	A value that MUST be 0x0.
opid.fComplex	A value that MUST be 0x0.

reserved535 (4 bytes): A value that MUST equal 0xFFFFFFFF and MUST be ignored. The default value for this property is 0xFFFFFFFF.

2.3.13.18 shadowHighlightExtMod

The **shadowHighlightExtMod** property specifies the color modification of the extended highlight color of the shadow.

0	1	2	3	4	5	6	7	8	9	10	11	12	13	14	15	16	17	18	19	20	21	22	23	24	25	26	27	28	29	30	31
opid											shadowHighlightExtMod																				
...																															

opid (2 bytes): An **OfficeArtFOPTEOPID** record, as defined in section [2.2.8](#), that specifies the header for this property. The following table specifies the subfields.

Field	Meaning
opid.opid	A value that MUST be 0x0218.
opid.fBid	A value that MUST be 0x0.
opid.fComplex	A value that MUST be 0x0.

shadowHighlightExtMod (4 bytes): An **MSOTINTSHADE** record that specifies the color modification of the extended highlight color of the shadow. For more information, see the **OfficeArtCOLORREF** structure, as defined in section [2.2.2](#). The default value for this property is 0x20000000.

2.3.13.19 reserved537

This property is reserved and MUST be ignored.

0	1	2	3	4	5	6	7	8	9	10	11	12	13	14	15	16	17	18	19	20	21	22	23	24	25	26	27	28	29	30	31
opid																reserved537															
...																															

opid (2 bytes): An **OfficeArtFOPTEOPID** record, as defined in section [2.2.8](#), that specifies the header for this property. The following table specifies the subfields.

Field	Meaning
opid.opid	A value that MUST be 0x0219.
opid.fBid	A value that MUST be 0x0.
opid.fComplex	A value that MUST be 0x0.

reserved537 (4 bytes): A value that MUST equal zero and MUST be ignored. The default value for this property is 0x00000000.

2.3.13.20 reserved538

The **reserved538** property MUST equal 0xFFFFFFFF and MUST be ignored.

0	1	2	3	4	5	6	7	8	9	10	11	12	13	14	15	16	17	18	19	20	21	22	23	24	25	26	27	28	29	30	31
opid																reserved538															
...																															

opid (2 bytes): An **OfficeArtFOPTEOPID** record, as defined in section [2.2.8](#), that specifies the header for this property. The following table specifies the subfields.

Field	Meaning
opid.opid	A value that MUST be 0x021A.
opid.fBid	A value that MUST be 0x0.
opid.fComplex	A value that MUST be 0x0.

reserved538 (4 bytes): A value that MUST equal 0xFFFFFFFF and MUST be ignored. The default value for this property is 0xFFFFFFFF.

2.3.13.21 reserved539

The **reserved539** property MUST equal 0xFFFFFFFF and MUST be ignored.

0	1	2	3	4	5	6	7	8	9	10	11	12	13	14	15	16	17	18	19	20	21	22	23	24	25	26	27	28	29	30	31
opid																reserved539															
...																															

opid (2 bytes): An **OfficeArtFOPTEOPID** record, as defined in section 2.2.8, that specifies the header for this property. The following table specifies the subfields.

Field	Meaning
opid.opid	A value that MUST be 0x021B.
opid.fBid	A value that MUST be 0x0.
opid.fComplex	A value that MUST be 0x0.

reserved539 (4 bytes): A value that MUST equal 0xFFFFFFFF and MUST be ignored. The default value for this property is 0xFFFFFFFF.

2.3.13.22 shadowSoftness

The **shadowSoftness** property specifies the blur radius of the shadow. This property MAY <42> be ignored.

0	1	2	3	4	5	6	7	8	9	10	11	12	13	14	15	16	17	18	19	20	21	22	23	24	25	26	27	28	29	30	31
opid																shadowSoftness															
...																															

opid (2 bytes): An **OfficeArtFOPTEOPID** record, as defined in section 2.2.8, that specifies the header for this property. The following table specifies the subfields.

Field	Meaning
opid.opid	A value that MUST be 0x021C.
opid.fBid	A value that MUST be 0x0.
opid.fComplex	A value that MUST be 0x0.

shadowSoftness (4 bytes): A signed integer that specifies the blur radius of the shadow. This value MUST be from 0x00000000 through 0x001170D8, inclusive. The default value for this property is 0x00000000 <43>.

2.3.13.23 Shadow Style Boolean Properties

The **Shadow Style Boolean Properties** specify a 32-bit field of Boolean properties for the state of the shadow.

0	1	2	3	4	5	6	7	8	9	10	11	12	13	14	15	16	17	18	19	20	21	22	23	24	25	26	27	28	29	30	31
opid																unused1											A	B	C		
unused2													D	E	F																

opid (2 bytes): An **OfficeArtFOPTEOPID** record, as defined in section [2.2.8](#), that specifies the header for this property. The following table specifies the subfields.

Field	Meaning
opid.opid	A value that MUST be 0x023F.
opid.fBid	A value that MUST be 0x0.
opid.fComplex	A value that MUST be 0x0.

unused1 (13 bits): A value that is undefined and MUST be ignored.

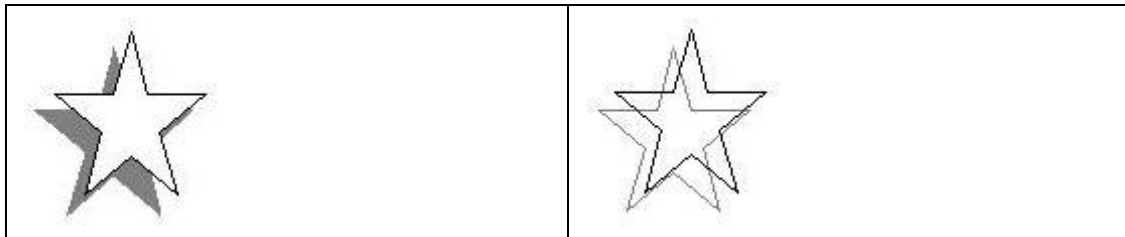
B - fUsefShadow (1 bit): A bit that specifies whether the **fShadow** bit is set. A value of 0x0 specifies that the **fShadow** bit MUST be ignored and the default value used instead. The default value for this property is 0x0.

C - fUsefshadowObscured (1 bit): A bit that specifies whether the **fshadowObscured** bit is set. A value of 0x0 specifies that the **fshadowObscured** bit MUST be ignored and the default value used instead. The default value for this property is 0x0.

unused2 (13 bits): A value that is undefined and MUST be ignored.

E - fShadow (1 bit): A bit that specifies whether the shape has a shadow. This value MUST be ignored if **fUsefShadow** is 0x0. The default value for this property is 0x0.

F - fshadowObscured (1 bit): A bit that specifies whether the shadow is fully obscured by the shape. Being fully obscured and not being fully obscured, as illustrated by the following figure, are visually different only when the shape has no fill properties. This value MUST be ignored if **fUsefshadowObscured** is 0x0. The default value for this property is 0x0.



2.3.14 Perspective Style

The **Perspective Style** property set specifies how a **perspective transform** is constructed and applied to a shape. The following figure shows how the perspective transform matrix is specified.

$$\begin{bmatrix} \text{perspectiveScaleXToX} & \text{perspectiveScaleXToY} & 0 \\ \text{perspectiveScaleYToX} & \text{perspectiveScaleYToY} & 0 \\ \text{perspectivePerspectiveX} & \text{perspectivePerspectiveY} & 1 \end{bmatrix}$$

Figure 9: Structure of the perspective matrix

2.3.14.1 perspectiveType

The **perspectiveType** property specifies the style of the transform to be constructed for the perspective matrix.

0	1	2	3	4	5	6	7	8	9	10	11	12	13	14	15	16	17	18	19	20	21	22	23	24	25	26	27	28	29	30	31
opid											perspectiveType																				
...																															

opid (2 bytes): An **OfficeArtFOPTEOPID** record, as defined in section [2.2.8](#), that specifies the header for this property. The following table specifies the subfields.

Field	Meaning
opid.opid	A value that MUST be 0x0240.
opid.fBid	A value that MUST be 0x0.
opid.fComplex	A value that MUST be 0x0.

perspectiveType (4 bytes): An **MSOXFORMTYPE** enumeration value, as defined in section [2.4.22](#), that specifies how the transform is to be applied to the shape. The default value for this property is **msoxformShape**.

2.3.14.2 perspectiveOffsetX

The **perspectiveOffsetX** property specifies the offset that is applied to the shape along the x-axis before the perspective transform is applied.

0	1	2	3	4	5	6	7	8	9	10	11	12	13	14	15	16	17	18	19	20	21	22	23	24	25	26	27	28	29	30	31
opid											perspectiveOffsetX																				
...																															

opid (2 bytes): An **OfficeArtFOPTEOPID** record, as defined in section [2.2.8](#), that specifies the header for this property. The following table specifies the subfields.

Field	Meaning
opid.opid	A value that MUST be 0x0241.
opid.fBid	A value that MUST be 0x0.
opid.fComplex	A value that MUST be 0x0.

perspectiveOffsetX (4 bytes): A value of variable type that specifies the offset applied to a shape. If the **perspectiveType** property, as defined in section 2.3.14.1, equals **msoxformShape**, the offset is of type **FixedPoint**, as specified in [MS-OSHARED] section 2.2.1.6. Otherwise, the offset is an integral value, in EMUs. The default value for this property is 0x00000000.

2.3.14.3 perspectiveOffsetY

The **perspectiveOffsetY** property specifies the offset that is applied to the shape along the y-axis before the perspective transform is applied.

0	1	2	3	4	5	6	7	8	9	10	11	12	13	14	15	16	17	18	19	20	21	22	23	24	25	26	27	28	29	30	31
opid																perspectiveOffsetY															
...																															

opid (2 bytes): An **OfficeArtFOPTEOPID** record, as defined in section 2.2.8, that specifies the header for this property. The following table specifies the subfields.

Field	Meaning
opid.opid	A value that MUST be 0x0242.
opid.fBid	A value that MUST be 0x0.
opid.fComplex	A value that MUST be 0x0.

perspectiveOffsetY (4 bytes): A value of variable type that specifies the offset applied to a shape. If the **perspectiveType** property, as defined in section 2.3.14.1, equals **msoxformShape**, the offset is of type **FixedPoint**, as specified in [MS-OSHARED] section 2.2.1.6. Otherwise, the offset is an integral value, in EMUs. The default value for this property is 0x00000000.

2.3.14.4 perspectiveScaleXToX

The **perspectiveScaleXToX** property specifies the x-axis scale value of the perspective transform matrix for the shape.

0	1	2	3	4	5	6	7	8	9	10	11	12	13	14	15	16	17	18	19	20	21	22	23	24	25	26	27	28	29	30	31
opid																perspectiveScaleXToX															

...

opid (2 bytes): An **OfficeArtFOPTEOPID** record, as defined in section [2.2.8](#), that specifies the header for this property. The following table specifies the subfields.

Field	Meaning
opid.opid	A value that MUST be 0x0243.
opid.fBid	A value that MUST be 0x0.
opid.fComplex	A value that MUST be 0x0.

perspectiveScaleXToX (4 bytes): A value of type **FixedPoint**, as specified in [\[MS-OSHARED\]](#) section 2.2.1.6, that specifies the amount to scale along the x-axis. The default value for this property is 0x00010000.

2.3.14.5 perspectiveScaleYToX

The **perspectiveScaleYToX** property specifies the y-axis to x-axis transform value of the perspective transform matrix for the shape.

0	1	2	3	4	5	6	7	8	9	10	11	12	13	14	15	16	17	18	19	20	21	22	23	24	25	26	27	28	29	30	31
opid																perspectiveScaleYToX															
...																															

opid (2 bytes): An **OfficeArtFOPTEOPID** record, as defined in section [2.2.8](#), that specifies the header for this property. The following table specifies the subfields.

Field	Meaning
opid.opid	A value that MUST be 0x0244.
opid.fBid	A value that MUST be 0x0.
opid.fComplex	A value that MUST be 0x0.

perspectiveScaleYToX (4 bytes): A value of type **FixedPoint**, as specified in [\[MS-OSHARED\]](#) section 2.2.1.6, that specifies the amount to transform from the y-axis to the x-axis. The default value for this property is 0x00000000.

2.3.14.6 perspectiveScaleXToY

The **perspectiveScaleXToY** property specifies the x-axis to y-axis transform value of the perspective transform matrix for the shape.

0	1	2	3	4	5	6	7	8	9	10	11	12	13	14	15	16	17	18	19	20	21	22	23	24	25	26	27	28	29	30	31
opid																perspectiveScaleXToY															
...																															

opid (2 bytes): An **OfficeArtFOPTEOPID** record, as defined in section [2.2.8](#), that specifies the header for this property. The following table specifies the subfields.

Field	Meaning
opid.opid	A value that MUST be 0x0245.
opid.fBid	A value that MUST be 0x0.
opid.fComplex	A value that MUST be 0x0.

perspectiveScaleXToY (4 bytes): A value of type **FixedPoint**, as specified in [\[MS-OSHARED\]](#) section 2.2.1.6, that specifies the amount to transform from the x-axis to the y-axis. The default value for this property is 0x00000000.

2.3.14.7 perspectiveScaleYToY

The **perspectiveScaleYToY** property specifies the y-axis scale value of the perspective transform matrix for the shape.

0	1	2	3	4	5	6	7	8	9	10	11	12	13	14	15	16	17	18	19	20	21	22	23	24	25	26	27	28	29	30	31
opid																perspectiveScaleYToY															
...																															

opid (2 bytes): An **OfficeArtFOPTEOPID** record, as defined in section [2.2.8](#), that specifies the header for this property. The following table specifies the subfields.

Field	Meaning
opid.opid	A value that MUST be 0x0246.
opid.fBid	A value that MUST be 0x0.
opid.fComplex	A value that MUST be 0x0.

perspectiveScaleYToY (4 bytes): A value of type **FixedPoint**, as specified in [\[MS-OSHARED\]](#) section 2.2.1.6, that specifies the amount to scale along the y-axis. The default value for this property is 0x00010000.

2.3.14.8 perspectivePerspectiveX

The **perspectivePerspectiveX** property specifies the offset on the x-axis of the perspective transform matrix for the shape.

0	1	2	3	4	5	6	7	8	9	10	11	12	13	14	15	16	17	18	19	20	21	22	23	24	25	26	27	28	29	30	31
opid											perspectivePerspectiveX																				
...																															

opid (2 bytes): An **OfficeArtFOPTEOPID** record, as defined in section [2.2.8](#), that specifies the header for this property. The following table specifies the subfields.

Field	Meaning
opid.opid	A value that MUST be 0x0247.
opid.fBid	A value that MUST be 0x0.
opid.fComplex	A value that MUST be 0x0.

perspectivePerspectiveX (4 bytes): A value of type **FixedPoint**, as specified in [\[MS-OSHARED\]](#) section 2.2.1.6, this is divided by the [perspectiveWeight](#) property to produce a value that specifies the perspective offset on the x-axis. The default value for this property is 0x00000000.

2.3.14.9 perspectivePerspectiveY

The **perspectivePerspectiveY** property specifies the offset on the y-axis of the perspective transform matrix for the shape.

0	1	2	3	4	5	6	7	8	9	10	11	12	13	14	15	16	17	18	19	20	21	22	23	24	25	26	27	28	29	30	31
opid											perspectivePerspectiveY																				
...																															

opid (2 bytes): An **OfficeArtFOPTEOPID** record, as defined in section [2.2.8](#), that specifies the header for this property. The following table specifies the subfields.

Field	Meaning
opid.opid	A value that MUST be 0x0248.
opid.fBid	A value that MUST be 0x0.
opid.fComplex	A value that MUST be 0x0.

perspectivePerspectiveY (4 bytes): A value of type **FixedPoint**, as specified in [\[MS-OSHARED\]](#) section 2.2.1.6, this is divided by the [perspectiveWeight](#) property to produce a

value that specifies the perspective offset on the y-axis. The default value for this property is 0x00000000.

2.3.14.10 perspectiveWeight

The **perspectiveWeight** property specifies the perspective weighting of the perspective transform matrix for the shape.

0	1	2	3	4	5	6	7	8	9	10	11	12	13	14	15	16	17	18	19	20	21	22	23	24	25	26	27	28	29	30	31
opid																perspectiveWeight															
...																															

opid (2 bytes): An **OfficeArtFOPTEOPID** record, as defined in section [2.2.8](#), that specifies the header for this property. The following table specifies the subfields.

Field	Meaning
opid.opid	A value that MUST be 0x0249.
opid.fBid	A value that MUST be 0x0.
opid.fComplex	A value that MUST be 0x0.

perspectiveWeight (4 bytes): An unsigned integer that specifies the weighting of the [perspectivePerspectiveX](#) and [perspectivePerspectiveY](#) properties for the perspective transform. The default value for this property is 0x00000100.

2.3.14.11 perspectiveOriginX

The **perspectiveOriginX** property specifies the origin of the shape on the x-axis, relative to the center of the shape.

0	1	2	3	4	5	6	7	8	9	10	11	12	13	14	15	16	17	18	19	20	21	22	23	24	25	26	27	28	29	30	31
opid																perspectiveOriginX															
...																															

opid (2 bytes): An **OfficeArtFOPTEOPID** record, as defined in section [2.2.8](#), that specifies the header for this property. The following table specifies the subfields.

Field	Meaning
opid.opid	A value that MUST be 0x024A.
opid.fBid	A value that MUST be 0x0.
opid.fComplex	A value that MUST be 0x0.

perspectiveOriginX (4 bytes): A value of type **FixedPoint**, as specified in [\[MS-OSHARED\]](#) section 2.2.1.6, that specifies the origin, in EMUs, of the shape relative to the center of the shape along the x-axis. The default value for this property is 0x00008000.

2.3.14.12 perspectiveOriginY

The **perspectiveOriginY** property specifies the origin of the shape on the y-axis, relative to the center of the shape.

0	1	2	3	4	5	6	7	8	9	10	11	12	13	14	15	16	17	18	19	20	21	22	23	24	25	26	27	28	29	30	31
opid																perspectiveOriginY															
...																															

opid (2 bytes): An **OfficeArtFOPTEOPID** record, as defined in section [2.2.8](#), that specifies the header for this property. The following table specifies the subfields.

Field	Meaning
opid.opid	A value that MUST be 0x024B.
opid.fBid	A value that MUST be 0x0.
opid.fComplex	A value that MUST be 0x0.

perspectiveOriginY (4 bytes): A value of type **FixedPoint**, as specified in [\[MS-OSHARED\]](#) section 2.2.1.6, that specifies the origin, in EMUs, of the shape relative to the center of the shape along the y-axis. The default value for this property is 0x00008000.

2.3.14.13 Perspective Style Boolean Properties

The **Perspective Style Boolean Properties** specify a 32-bit field of Boolean properties for the perspective transform.

0	1	2	3	4	5	6	7	8	9	10	11	12	13	14	15	16	17	18	19	20	21	22	23	24	25	26	27	28	29	30	31	
opid																unused1																A
unused2															B																	

opid (2 bytes): An **OfficeArtFOPTEOPID** record, as defined in section [2.2.8](#), that specifies the header for this property. The following table specifies the subfields.

Field	Meaning
opid.opid	A value that MUST be 0x027F.
opid.fBid	A value that MUST be 0x0.

Field	Meaning
opid.fComplex	A value that MUST be 0x0.

unused1 (15 bits): A value that is undefined and MUST be ignored.

A - fUsefPerspective (1 bit): A bit that specifies whether the **fPerspective** bit is set. A value of 0x0 specifies that the **fPerspective** bit MUST be ignored and the default value used instead. The default value for this property is 0x0.

unused2 (15 bits): A value that is undefined and MUST be ignored.

B - fPerspective (1 bit): A bit that specifies whether the perspective transform is to be applied to a shape. This value MUST be ignored if **fUsefPerspective** is 0x0. The default value for this property is 0x0.

2.3.15 3D Object

The **3D Object** property set specifies how a shape is to be rendered when displayed three-dimensionally.

2.3.15.1 c3DSpecularAmt

The **c3DSpecularAmt** property specifies the ratio of incident to specular light that is reflected on a shape.

0	1	2	3	4	5	6	7	8	9	10	11	12	13	14	15	16	17	18	19	20	21	22	23	24	25	26	27	28	29	30	31
opid																c3DSpecularAmt															
...																															

opid (2 bytes): An **OfficeArtFOPTEOPID** record, as defined in section [2.2.8](#), that specifies the header for this property. The following table specifies the subfields.

Field	Meaning
opid.opid	A value that MUST be 0x0280.
opid.fBid	A value that MUST be 0x0.
opid.fComplex	A value that MUST be 0x0.

c3DSpecularAmt (4 bytes): A value of type **FixedPoint**, as specified in [\[MS-OSHARED\]](#) section 2.2.1.6, that specifies the ratio of incident to specular light that is reflected on a shape. The default value for this property is 0x00000000.

2.3.15.2 c3DDiffuseAmt

The **c3DDiffuseAmt** property specifies the ratio of incident to diffuse light that is reflected on a shape.

0	1	2	3	4	5	6	7	8	9	10	11	12	13	14	15	16	17	18	19	20	21	22	23	24	25	26	27	28	29	30	31
opid																c3DDiffuseAmt															
...																															

opid (2 bytes): An **OfficeArtFOPTEOPID** record, as defined in section [2.2.8](#), that specifies the header for this property. The following table specifies the subfields.

Field	Meaning
opid.opid	A value that MUST be 0x0281.
opid.fBid	A value that MUST be 0x0.
opid.fComplex	A value that MUST be 0x0.

c3DDiffuseAmt (4 bytes): A value of type **FixedPoint**, as specified in [\[MS-OSHARED\]](#) section 2.2.1.6, that specifies the ratio of incident to diffuse light that is reflected on a shape. The default value for this property is 0x00010000.

2.3.15.3 c3DShininess

The **c3DShininess** property specifies the specular power that is applied to the specular light reflected from a shape. The higher the specular power, the larger the area of reflected specular light.

0	1	2	3	4	5	6	7	8	9	10	11	12	13	14	15	16	17	18	19	20	21	22	23	24	25	26	27	28	29	30	31
opid																c3DShininess															
...																															

opid (2 bytes): An **OfficeArtFOPTEOPID** record, as defined in section [2.2.8](#), that specifies the header for this property. The following table specifies the subfields.

Field	Meaning
opid.opid	A value that MUST be 0x0282.
opid.fBid	A value that MUST be 0x0.
opid.fComplex	A value that MUST be 0x0.

c3DShininess (4 bytes): A value of type **FixedPoint**, as specified in [\[MS-OSHARED\]](#) section 2.2.1.6, that specifies the amount of specular power to be applied to the specular highlight on a shape. The default value for this property is 0x00000005.

2.3.15.4 c3DEdgeThickness

The **c3DEdgeThickness** property specifies the thickness of the specular edge.

0	1	2	3	4	5	6	7	8	9	10	11	12	13	14	15	16	17	18	19	20	21	22	23	24	25	26	27	28	29	30	31
opid																c3DEdgeThickness															
...																															

opid (2 bytes): An **OfficeArtFOPTEOPID** record, as defined in section [2.2.8](#), that specifies the header for this property. The following table specifies the subfields.

Field	Meaning
opid.opid	A value that MUST be 0x0283.
opid.fBid	A value that MUST be 0x0.
opid.fComplex	A value that MUST be 0x0.

c3DEdgeThickness (4 bytes): A signed integer that specifies how thick the edge will be around the specular highlight. This value is expressed in EMUs. The default value for this property is 0x0000319C.

2.3.15.5 c3DExtrudeForward

The **c3DExtrudeForward** property specifies the distance to extrude the front face of the shape. The front face of the shape points toward the screen on a shape that has not been rotated.

0	1	2	3	4	5	6	7	8	9	10	11	12	13	14	15	16	17	18	19	20	21	22	23	24	25	26	27	28	29	30	31
opid																c3DExtrudeForward															
...																															

opid (2 bytes): An **OfficeArtFOPTEOPID** record, as defined in section [2.2.8](#), that specifies the header for this property. The following table specifies the subfields.

Field	Meaning
opid.opid	A value that MUST be 0x0284.
opid.fBid	A value that MUST be 0x0.
opid.fComplex	A value that MUST be 0x0.

c3DExtrudeForward (4 bytes): A signed integer that specifies the distance to extrude the front face of the shape toward the screen. This value is expressed in EMUs. This value MUST be from 0x00000000 through 0x007445A0 inclusive. The default value for this property is 0x00000000.

2.3.15.6 c3DExtrudeBackward

The **c3DExtrudeBackward** property specifies the distance to extrude the back face of the shape. The back face of the shape points away from the screen on a shape that has not been rotated.

0	1	2	3	4	5	6	7	8	9	10	11	12	13	14	15	16	17	18	19	20	21	22	23	24	25	26	27	28	29	30	31
opid											c3DExtrudeBackward																				
...																															

opid (2 bytes): An **OfficeArtFOPTEOPID** record, as defined in section [2.2.8](#), that specifies the header for this property. The following table specifies the subfields.

Field	Meaning
opid.opid	A value that MUST be 0x0285.
opid.fBid	A value that MUST be 0x0.
opid.fComplex	A value that MUST be 0x0.

c3DExtrudeBackward (4 bytes): A signed integer value that specifies the distance to extrude the back face of the shape away from the screen. This value is expressed in EMUs. This value MUST be from 0x00000000 through 0x07445A00. The default value for this property is 0x0006F9F0.

2.3.15.7 reserved646

The **reserved646** property MUST equal 0x00000000 and MUST be ignored.

0	1	2	3	4	5	6	7	8	9	10	11	12	13	14	15	16	17	18	19	20	21	22	23	24	25	26	27	28	29	30	31
opid											reserved646																				
...																															

opid (2 bytes): An **OfficeArtFOPTEOPID** record, as defined in section [2.2.8](#), that specifies the header for this property. The following table specifies the subfields.

Field	Meaning
opid.opid	A value that MUST be 0x0286.
opid.fBid	A value that MUST be 0x0.
opid.fComplex	A value that MUST be 0x0.

reserved646 (4 bytes): A value that MUST equal 0x00000000 and MUST be ignored. The default value for this property is 0x00000000.

2.3.15.8 c3DExtrusionColor

The **c3DExtrusionColor** property specifies the color to apply to extruded geometry.

0	1	2	3	4	5	6	7	8	9	10	11	12	13	14	15	16	17	18	19	20	21	22	23	24	25	26	27	28	29	30	31
opid											c3DExtrusionColor																				
...																															

opid (2 bytes): An **OfficeArtFOPTEOPID** record, as defined in section [2.2.8](#), that specifies the header for this property. The following table specifies the subfields.

Field	Meaning
opid.opid	A value that MUST be 0x0287.
opid.fBid	A value that MUST be 0x0.
opid.fComplex	A value that MUST be 0x0.

c3DExtrusionColor (4 bytes): An **OfficeArtCOLORREF** record, as defined in section [2.2.2](#), that specifies the color of the extruded shape geometry. The default value for this property is 0x100000F7.

2.3.15.9 c3DCrMod

The **c3DCrMod** property specifies the extrusion color modifier when running in black-and-white display mode. This property MUST exist if black-and-white display mode is to be used. Otherwise, this property MUST be ignored.

0	1	2	3	4	5	6	7	8	9	10	11	12	13	14	15	16	17	18	19	20	21	22	23	24	25	26	27	28	29	30	31
opid											c3DCrMod																				
...																															

opid (2 bytes): An **OfficeArtFOPTEOPID** record, as defined in section [2.2.8](#), that specifies the header for this property. The following table specifies the subfields.

Field	Meaning
opid.opid	A value that MUST be 0x0288.
opid.fBid	A value that MUST be 0x0.
opid.fComplex	A value that MUST be 0x0.

c3DCrMod (4 bytes): An **OfficeArtCOLORREF** record, as defined in section [2.2.2](#), that specifies the extrusion color modifier when running in black-and-white display mode. The default value for this property is 0x20000000.

2.3.15.10 c3DExtrusionColorExt

The **c3DExtrusionColorExt** property specifies the extrusion extended color of the shape geometry.

0	1	2	3	4	5	6	7	8	9	10	11	12	13	14	15	16	17	18	19	20	21	22	23	24	25	26	27	28	29	30	31
opid											c3DExtrusionColorExt																				
...																															

opid (2 bytes): An **OfficeArtFOPTEOPID** record, as defined in section [2.2.8](#), that specifies the header for this property. The following table specifies the subfields.

Field	Meaning
opid.opid	A value that MUST be 0x0289.
opid.fBid	A value that MUST be 0x0.
opid.fComplex	A value that MUST be 0x0.

c3DExtrusionColorExt (4 bytes): An **OfficeArtCOLORREF** record, as defined in section [2.2.2](#), that specifies the extended color of the extruded geometry. The default value for this property is 0xFFFFFFFF.

2.3.15.11 reserved650

The **reserved650** property MUST equal 0xFFFFFFFF and MUST be ignored.

0	1	2	3	4	5	6	7	8	9	10	11	12	13	14	15	16	17	18	19	20	21	22	23	24	25	26	27	28	29	30	31
opid											reserved650																				
...																															

opid (2 bytes): An **OfficeArtFOPTEOPID** record, as defined in section [2.2.8](#), that specifies the header for this property. The following table specifies the subfields.

Field	Meaning
opid.opid	A value that MUST be 0x028A.
opid.fBid	A value that MUST be 0x0.
opid.fComplex	A value that MUST be 0x0.

reserved650 (4 bytes): A value that MUST equal 0xFFFFFFFF and MUST be ignored. The default value for this property is 0xFFFFFFFF.

2.3.15.12 c3DExtrusionColorExtMod

The **c3DExtrusionColorExtMod** property specifies the color modification of the extended color for the extruded geometry.

0	1	2	3	4	5	6	7	8	9	10	11	12	13	14	15	16	17	18	19	20	21	22	23	24	25	26	27	28	29	30	31
opid											c3DExtrusionColorExtMod																				
...																															

opid (2 bytes): An **OfficeArtFOPTEOPID** record, as defined in section [2.2.8](#), that specifies the header for this property. The following table specifies the subfields.

Field	Meaning
opid.opid	A value that MUST be 0x028B.
opid.fBid	A value that MUST be 0x0.
opid.fComplex	A value that MUST be 0x0.

c3DExtrusionColorExtMod (4 bytes): An **MSOTINTSHADE** record that specifies the extended color modification for the extruded geometry. For more information, see the **OfficeArtCOLORREF** structure, as defined in section [2.2.2](#). The default value for this property is 0x20000000.

2.3.15.13 reserved652

This property is reserved and MUST be ignored.

0	1	2	3	4	5	6	7	8	9	10	11	12	13	14	15	16	17	18	19	20	21	22	23	24	25	26	27	28	29	30	31
opid											reserved652																				
...																															

opid (2 bytes): An **OfficeArtFOPTEOPID** record, as defined in section [2.2.8](#), that specifies the header for this property. The following table specifies the subfields.

Field	Meaning
opid.opid	A value that MUST be 0x028C.
opid.fBid	A value that MUST be 0x0.
opid.fComplex	A value that MUST be 0x0.

reserved652 (4 bytes): A value that MUST equal zero and MUST be ignored. The default value for this property is 0x00000000.

2.3.15.14 reserved653

The **reserved653** property MUST equal 0xFFFFFFFF and MUST be ignored.

0	1	2	3	4	5	6	7	8	9	10	11	12	13	14	15	16	17	18	19	20	21	22	23	24	25	26	27	28	29	30	31
opid																reserved653															
...																															

opid (2 bytes): An **OfficeArtFOPTEOPID** record, as defined in section [2.2.8](#), that specifies the header for this property. The following table specifies the subfields.

Field	Meaning
opid.opid	A value that MUST be 0x028D.
opid.fBid	A value that MUST be 0x0.
opid.fComplex	A value that MUST be 0x0.

reserved653 (4 bytes): A value that MUST equal 0xFFFFFFFF and MUST be ignored. The default value for this property is 0xFFFFFFFF.

2.3.15.15 3D-Object Boolean Properties

The **3D-Object Boolean Properties** specify a 32-bit field of Boolean properties for a 3-D object.

0	1	2	3	4	5	6	7	8	9	10	11	12	13	14	15	16	17	18	19	20	21	22	23	24	25	26	27	28	29	30	31
opid																unused1												A	B	C	D
unused2											E	F	G	H																	

opid (2 bytes): An **OfficeArtFOPTEOPID** record, as defined in section [2.2.8](#), that specifies the header for this property. The following table specifies the subfields.

Field	Meaning
opid.opid	A value that MUST be 0x02BF.
opid.fBid	A value that MUST be 0x0.
opid.fComplex	A value that MUST be 0x0.

unused1 (12 bits): A value that is undefined and MUST be ignored.

A - fUsef3D (1 bit): A bit that specifies whether the **f3D** bit is set. A value of 0x0 specifies that the **f3D** bit MUST be ignored and the default value used instead. The default value for this property is 0x0.

B - fUsefc3DMetallic (1 bit): A bit that specifies whether the **fc3DMetallic** bit is set. A value of 0x0 specifies that the **fc3DMetallic** bit MUST be ignored and the default value used instead. The default value for this property is 0x0.

C - fUsefc3DUseExtrusionColor (1 bit): A bit that specifies whether the **fc3DUseExtrusionColor** bit is set. A value of 0x0 specifies that the **fc3DUseExtrusionColor** bit MUST be ignored and the default value used instead. The default value for this property is 0x0.

D - fUsefc3DLightFace (1 bit): A bit that specifies whether the **fc3DLightFace** bit is set. A value of 0x0 specifies that the **fc3DLightFace** bit MUST be ignored and the default value used instead. The default value for this property is 0x0.

unused2 (12 bits): A value that is undefined and MUST be ignored.

E - f3D (1 bit): A bit that specifies whether the shape contains 3-D properties. This value MUST be ignored if **fUsef3D** is 0x0. The default value for this property is 0x0.

F - fc3DMetallic (1 bit): A bit that specifies whether the 3-D shape lighting algorithm will treat the specular color as the diffuse color. This value MUST be ignored if **fUsefc3DMetallic** is 0x0. The default value for this property is 0x0.

G - fc3DUseExtrusionColor (1 bit): A bit that specifies whether the extruded geometry will use a color that is separate from the shape color, as specified in the following table. This value MUST be ignored if **fUsefc3DUseExtrusionColor** is 0x0. The default value for this property is 0x0.

Value	Meaning
0x0	Specifies that the diffuse color will be used.
0x1	Specifies that the c3DExtrusionColor property will be used.

H - fc3DLightFace (1 bit): A bit that specifies whether the extruded geometry will be lit according to the current lighting model. This value MUST be ignored if **fUsefc3DLightFace** is 0x0. The default value for this property is 0x1.

2.3.16 3D Style

The **3D Style** property set specifies how a shape will be oriented when displayed three-dimensionally.

2.3.16.1 c3DYRotationAngle

The **c3DYRotationAngle** property specifies the shape rotation around the y-axis. A shape with constrained 3D rotation is rotated in the following manner:

1. Around the y-axis by the angle specified by **c3DYRotationAngle**.
2. Around the x-axis by the angle specified by [c3DXRotationAngle](#).

If the **fc3DConstrainRotation** bit of the [3D-Style Boolean Properties](#) equals 0x1, this property MUST exist; otherwise, this property MUST be ignored.

0	1	2	3	4	5	6	7	8	9	10	11	12	13	14	15	16	17	18	19	20	21	22	23	24	25	26	27	28	29	30	31
opid																c3DYRotationAngle															
...																															

opid (2 bytes): An **OfficeArtFOPTEOPID** record, as defined in section [2.2.8](#), that specifies the header for this property. The following table specifies the subfields.

Field	Meaning
opid.opid	A value that MUST be 0x02C0.
opid.fBid	A value that MUST be 0x0.
opid.fComplex	A value that MUST be 0x0.

c3DYRotationAngle (4 bytes): A value of type **FixedPoint**, as specified in [\[MS-OSHARED\]](#) section 2.2.1.6, that specifies the number of degrees to rotate the shape around the y-axis. Positive values rotate in the clockwise direction. Negative values rotate in the counterclockwise direction. The valid range is from -90.0 degrees through 90.0 degrees. The default value for this property is 0x00000000.

2.3.16.2 c3DXRotationAngle

The **c3DXRotationAngle** property specifies the shape rotation around the x-axis. A shape with constrained 3D rotation is rotated in the following manner:

1. Around the y-axis by the angle specified by the **c3DYRotationAngle** property, as defined in section [2.3.16.1](#).
2. Around the x-axis by the angle specified by **c3DXRotationAngle**.

If the **fc3DConstrainRotation** bit of the [3D-Style Boolean Properties](#) equals 0x1, this property MUST exist; otherwise, this property MUST be ignored.

0	1	2	3	4	5	6	7	8	9	10	11	12	13	14	15	16	17	18	19	20	21	22	23	24	25	26	27	28	29	30	31
opid																c3DXRotationAngle															
...																															

opid (2 bytes): An **OfficeArtFOPTEOPID** record, as defined in section [2.2.8](#), that specifies the header for this property. The following table specifies the subfields.

Field	Meaning
opid.opid	A value that MUST be 0x02C1.
opid.fBid	A value that MUST be 0x0.

Field	Meaning
opid.fComplex	A value that MUST be 0x0.

c3DXRotationAngle (4 bytes): A value of type **FixedPoint**, as specified in [\[MS-OSHARED\]](#) section 2.2.1.6, that specifies the number of degrees to rotate the shape around the x-axis. Positive values rotate in the clockwise direction. Negative values rotate in the counterclockwise direction. The valid range is from -90.0 degrees through 90.0 degrees. The default value for this property is 0x00000000.

2.3.16.3 c3DRotationAxisX

The **c3DRotationAxisX** property specifies the x portion of the axis that is used to rotate the shape. If the **fc3DConstrainRotation** bit of the [3D-Style Boolean Properties](#) equals 0x0, this property MUST exist; otherwise, this property MUST be ignored.

0	1	2	3	4	5	6	7	8	9	10	11	12	13	14	15	16	17	18	19	20	21	22	23	24	25	26	27	28	29	30	31
opid																c3DRotationAxisX															
...																															

opid (2 bytes): An **OfficeArtFOPTEOPID** record, as defined in section [2.2.8](#), that specifies the header for this property. The following table specifies the subfields.

Field	Meaning
opid.opid	A value that MUST be 0x02C2.
opid.fBid	A value that MUST be 0x0.
opid.fComplex	A value that MUST be 0x0.

c3DRotationAxisX (4 bytes): A value of type **FixedPoint**, as specified in [\[MS-OSHARED\]](#) section 2.2.1.6, that specifies the x portion of the axis that is used to rotate a shape. The default value for this property is 0x00000064.

2.3.16.4 c3DRotationAxisY

The **c3DRotationAxisY** property specifies the Y portion of the axis that is used to rotate the shape. If the **fc3DConstrainRotation** bit of the [3D-Style Boolean Properties](#) equals 0x0, this property MUST exist; otherwise, this property MUST be ignored.

0	1	2	3	4	5	6	7	8	9	10	11	12	13	14	15	16	17	18	19	20	21	22	23	24	25	26	27	28	29	30	31
opid																c3DRotationAxisY															
...																															

opid (2 bytes): An **OfficeArtFOPTEOPID** record, as defined in section [2.2.8](#), that specifies the header for this property. The following table specifies the subfields.

Field	Meaning
opid.opid	A value that MUST be 0x02C3.
opid.fBid	A value that MUST be 0x0.
opid.fComplex	A value that MUST be 0x0.

c3DRotationAxisY (4 bytes): A value of type **FixedPoint**, as specified in [\[MS-OSHARED\]](#) section 2.2.1.6, that specifies the Y portion of the axis that is used to rotate a shape. The default value for this property is 0x00000000.

2.3.16.5 c3DRotationAxisZ

The **c3DRotationAxisZ** property specifies the Z portion of the axis that is used to rotate the shape. If the **fc3DConstrainRotation** bit of the [3D-Style Boolean Properties](#) equals 0x0, this property MUST exist; otherwise, this property MUST be ignored.

0	1	2	3	4	5	6	7	8	9	10	11	12	13	14	15	16	17	18	19	20	21	22	23	24	25	26	27	28	29	30	31
opid																c3DRotationAxisZ															
...																															

opid (2 bytes): An **OfficeArtFOPTEOPID** record, as defined in section [2.2.8](#), that specifies the header for this property. The following table specifies the subfields.

Field	Meaning
opid.opid	A value that MUST be 0x02C4.
opid.fBid	A value that MUST be 0x0.
opid.fComplex	A value that MUST be 0x0.

c3DRotationAxisZ (4 bytes): A value of type **FixedPoint**, as specified in [\[MS-OSHARED\]](#) section 2.2.1.6, that specifies the Z portion of the axis that is used to rotate a shape. The default value for this property is 0x00000000.

2.3.16.6 c3DRotationAngle

The **c3DRotationAngle** property specifies the number of degrees to rotate a shape around an axis.

0	1	2	3	4	5	6	7	8	9	10	11	12	13	14	15	16	17	18	19	20	21	22	23	24	25	26	27	28	29	30	31
opid																c3DRotationAngle															

...

opid (2 bytes): An **OfficeArtFOPTEOPID** record, as defined in section [2.2.8](#), that specifies the header for this property. The following table specifies the subfields.

Field	Meaning
opid.opid	A value that MUST be 0x02C5.
opid.fBid	A value that MUST be 0x0.
opid.fComplex	A value that MUST be 0x0.

c3DRotationAngle (4 bytes): A value of type **FixedPoint**, as specified in [\[MS-OSHARED\]](#) section 2.2.1.6, that specifies the number of degrees to rotate the shape around the vector specified by the **c3DRotationAxisX**, as defined in section [2.3.16.3](#), **c3DRotationAxisY**, as defined in section [2.3.16.4](#), and **c3DRotationAxisZ**, as defined in section [2.3.16.5](#), properties. Positive values rotate in the clockwise direction. Negative values rotate in the counterclockwise direction. The default value for this property is 0x00000000.

2.3.16.7 c3DRotationCenterX

The **c3DRotationCenterX** property specifies the location of the center of the shape along the x-axis. If the **fc3DRotationCenterAuto** bit of the [3D-Style Boolean Properties](#) equals 0x0, this property MUST exist; otherwise, this property MUST be ignored.

0	1	2	3	4	5	6	7	8	9	10	11	12	13	14	15	16	17	18	19	20	21	22	23	24	25	26	27	28	29	30	31
opid																c3DRotationCenterX															
...																															

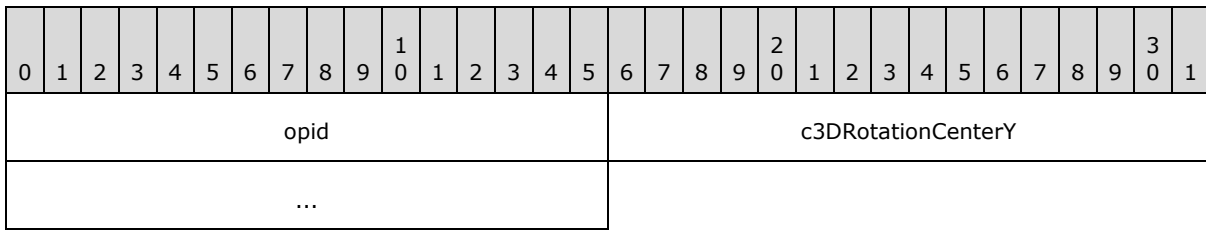
opid (2 bytes): An **OfficeArtFOPTEOPID** record, as defined in section [2.2.8](#), that specifies the header for this property. The following table specifies the subfields.

Field	Meaning
opid.opid	A value that MUST be 0x02C6.
opid.fBid	A value that MUST be 0x0.
opid.fComplex	A value that MUST be 0x0.

c3DRotationCenterX (4 bytes): A value of type **FixedPoint**, as specified in [\[MS-OSHARED\]](#) section 2.2.1.6, that specifies a fraction of the geometry's scaled width and height. The default value for this property is 0x00000000.

2.3.16.8 c3DRotationCenterY

The **c3DRotationCenterY** property specifies the location of the center of the shape along the y-axis. If the **fc3DRotationCenterAuto** bit of the [3D-Style Boolean Properties](#) equals 0x0, this property MUST exist; otherwise, this property MUST be ignored.



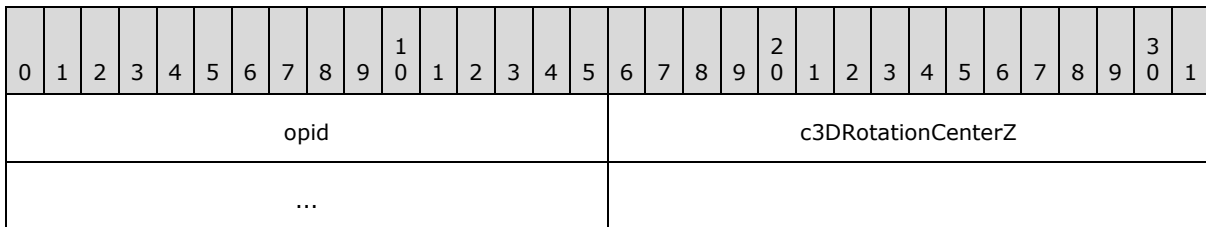
opid (2 bytes): An **OfficeArtFOPTEOPID** record, as defined in section [2.2.8](#), that specifies the header for this property. The following table specifies the subfields.

Field	Meaning
opid.opid	A value that MUST be 0x02C7.
opid.fBid	A value that MUST be 0x0.
opid.fComplex	A value that MUST be 0x0.

c3DRotationCenterY (4 bytes): A value of type **FixedPoint**, as specified in [\[MS-OSHARED\]](#) section 2.2.1.6, that specifies a fraction of the geometry’s scaled width and height. The default value for this property is 0x00000000.

2.3.16.9 c3DRotationCenterZ

The **c3DRotationCenterZ** property specifies the location of the center of the shape along the z-axis. If the **fc3DRotationCenterAuto** bit of the [3D-Style Boolean Properties](#) equals 0x0, this property MUST exist; otherwise, this property MUST be ignored.



opid (2 bytes): An **OfficeArtFOPTEOPID** record, as defined in section [2.2.8](#), that specifies the header for this property. The following table specifies the subfields.

Field	Meaning
opid.opid	A value that MUST be 0x02C8.
opid.fBid	A value that MUST be 0x0.
opid.fComplex	A value that MUST be 0x0.

c3DRotationCenterZ (4 bytes): A value of type **FixedPoint**, as specified in [\[MS-OSHARED\]](#) section 2.2.1.6, that specifies a fraction of the geometry’s scaled width and height. The default value for this property is 0x00000000.

2.3.16.10 c3DRenderMode

The **c3DRenderMode** property specifies how to display a shape.

0	1	2	3	4	5	6	7	8	9	10	11	12	13	14	15	16	17	18	19	20	21	22	23	24	25	26	27	28	29	30	31
opid											c3DRenderMode																				
...																															

opid (2 bytes): An **OfficeArtFOPTEOPID** record, as defined in section [2.2.8](#), that specifies the header for this property. The following table specifies the subfields.

Field	Meaning
opid.opid	A value that MUST be 0x02C9.
opid.fBid	A value that MUST be 0x0.
opid.fComplex	A value that MUST be 0x0.

c3DRenderMode (4 bytes): An **MSO3DRENDERMODE** enumeration value, as defined in section [2.4.23](#), that specifies how to display the shape. The default value for this property is **msoFullRender**.

2.3.16.11 c3DTolerance

If the geometry is broken up for rendering purposes, the **c3DTolerance** property specifies the geometric deviation that is permitted for rendering the shape.

0	1	2	3	4	5	6	7	8	9	10	11	12	13	14	15	16	17	18	19	20	21	22	23	24	25	26	27	28	29	30	31
opid											c3DTolerance																				
...																															

opid (2 bytes): An **OfficeArtFOPTEOPID** record, as defined in section [2.2.8](#), that specifies the header for this property. The following table specifies the subfields.

Field	Meaning
opid.opid	A value that MUST be 0x02CA.
opid.fBid	A value that MUST be 0x0.
opid.fComplex	A value that MUST be 0x0.

c3DTolerance (4 bytes): A value of type **FixedPoint**, as specified in [\[MS-OSHARED\]](#) section 2.2.1.6, that specifies the number of pixels that the geometry is allowed to deviate from the original geometry during rendering. This value MUST be greater than or equal to 0x00000000. The default value for this property is 0x00007530.

2.3.16.12 c3DXViewpoint

The **c3DXViewpoint** property specifies the location of the perspective camera on the x-axis. If the **fc3DParallel** bit of the [3D-Style Boolean Properties](#) equals 0x0, this property MUST exist; otherwise, this property MUST be ignored.

0	1	2	3	4	5	6	7	8	9	10	11	12	13	14	15	16	17	18	19	20	21	22	23	24	25	26	27	28	29	30	31
opid																c3DXViewpoint															
...																															

opid (2 bytes): An **OfficeArtFOPTEOPID** record, as defined in section [2.2.8](#), that specifies the header for this property. The following table specifies the subfields.

Field	Meaning
opid.opid	A value that MUST be 0x02CB.
opid.fBid	A value that MUST be 0x0.
opid.fComplex	A value that MUST be 0x0.

c3DXViewpoint (4 bytes): A value of type **FixedPoint**, as specified in [\[MS-OSHARED\]](#) section 2.2.1.6, that specifies the location, in EMUs, of the perspective camera on the x-axis. The default value for this property is 0x001312D0.

2.3.16.13 c3DYViewpoint

The **c3DYViewpoint** property specifies the location of the perspective camera on the y-axis. If the **fc3DParallel** bit of the [3D-Style Boolean Properties](#) equals 0x0, this property MUST exist; otherwise, this property MUST be ignored.

0	1	2	3	4	5	6	7	8	9	10	11	12	13	14	15	16	17	18	19	20	21	22	23	24	25	26	27	28	29	30	31
opid																c3DYViewpoint															
...																															

opid (2 bytes): An **OfficeArtFOPTEOPID** record, as defined in section [2.2.8](#), that specifies the header for this property. The following table specifies the subfields.

Field	Meaning
opid.opid	A value that MUST be 0x02CC.
opid.fBid	A value that MUST be 0x0.
opid.fComplex	A value that MUST be 0x0.

c3DYViewpoint (4 bytes): A value of type **FixedPoint**, as specified in [\[MS-OSHARED\]](#) section 2.2.1.6, that specifies the location, in EMUs, of the perspective camera on the y-axis. The default value for this property is 0xFFECED30.

2.3.16.14 c3DZViewpoint

The **c3DZViewpoint** property specifies the distance from the view plane of the perspective camera on the z-axis. If the **fc3DParallel** bit of the [3D-Style Boolean Properties](#) equals 0x0, this property **MUST** exist; otherwise, this property **MUST** be ignored.

0	1	2	3	4	5	6	7	8	9	10	11	12	13	14	15	16	17	18	19	20	21	22	23	24	25	26	27	28	29	30	31
opid																c3DZViewpoint															
...																															

opid (2 bytes): An **OfficeArtFOPTEOPID** record, as defined in section [2.2.8](#), that specifies the header for this property. The following table specifies the subfields.

Field	Meaning
opid.opid	A value that MUST be 0x02CD.
opid.fBid	A value that MUST be 0x0.
opid.fComplex	A value that MUST be 0x0.

c3DZViewpoint (4 bytes): A value of type **FixedPoint**, as specified in [\[MS-OSHARED\]](#) section 2.2.1.6, that specifies the distance, in EMUs, from the view plane of the perspective camera on the z-axis. The default value for this property is 0x00895440.

2.3.16.15 c3DOriginX

The **c3DOriginX** property specifies the origin of the shape on the x-axis when displayed with the perspective camera. The origin is specified as a multiple of the width and height of the shape, relative to the center of the shape. If the **fc3DParallel** bit of the [3D-Style Boolean Properties](#) equals 0x0, this property **MUST** exist; otherwise, this property **MUST** be ignored.

0	1	2	3	4	5	6	7	8	9	10	11	12	13	14	15	16	17	18	19	20	21	22	23	24	25	26	27	28	29	30	31
opid																c3DOriginX															
...																															

opid (2 bytes): An **OfficeArtFOPTEOPID** record, as defined in section [2.2.8](#), that specifies the header for this property. The following table specifies the subfields.

Field	Meaning
opid.opid	A value that MUST be 0x02CE.

Field	Meaning
opid.fBid	A value that MUST be 0x0.
opid.fComplex	A value that MUST be 0x0.

c3DOriginX (4 bytes): A value of type **FixedPoint**, as specified in [\[MS-OSHARED\]](#) section 2.2.1.6, that specifies the displacement from the center of the shape to use as the shape origin on the x-axis. The default value for this property is 0x00008000.

2.3.16.16 c3DOriginY

The **c3DOriginY** property specifies the origin of the shape on the y-axis when displayed with the perspective camera. The origin is specified as a multiple of the width and height of the shape, relative to the center of the shape. If the **fc3DParallel** bit of the [3D-Style Boolean Properties](#) equals 0x0, this property MUST exist; otherwise, this property MUST be ignored.

0	1	2	3	4	5	6	7	8	9	10	11	12	13	14	15	16	17	18	19	20	21	22	23	24	25	26	27	28	29	30	31
opid																c3DOriginY															
...																															

opid (2 bytes): An **OfficeArtFOPTEOPID** record, as defined in section [2.2.8](#), that specifies the header for this property. The following table specifies the subfields.

Field	Meaning
opid.opid	A value that MUST be 0x02CF.
opid.fBid	A value that MUST be 0x0.
opid.fComplex	A value that MUST be 0x0.

c3DOriginY (4 bytes): A value of type **FixedPoint**, as specified in [\[MS-OSHARED\]](#) section 2.2.1.6, that specifies the displacement from the center of the shape to use as the shape origin on the y-axis. The default value for this property is 0xFFFF8000.

2.3.16.17 c3DSkewAngle

The **c3DSkewAngle** property specifies the amount of skew that is added to the shape when a parallel projection is used. If the **fc3DParallel** bit of the [3D-Style Boolean Properties](#) equals 0x1, this property MUST exist; otherwise, this property MUST be ignored.

0	1	2	3	4	5	6	7	8	9	10	11	12	13	14	15	16	17	18	19	20	21	22	23	24	25	26	27	28	29	30	31
opid																c3DSkewAngle															
...																															

opid (2 bytes): An **OfficeArtFOPTEOPID** record, as defined in section [2.2.8](#), that specifies the header for this property. The following table specifies the subfields.

Field	Meaning
opid.opid	A value that MUST be 0x02D0.
opid.fBid	A value that MUST be 0x0.
opid.fComplex	A value that MUST be 0x0.

c3DSkewAngle (4 bytes): A value of type **FixedPoint**, as specified in [\[MS-OSHARED\]](#) section 2.2.1.6, that specifies the angle to skew the shape with a parallel projection. A value of 0x00000000 specifies an orthographic projection. A negative value skews the shape to the right. A positive value skews the shape to the left. The default value for this property is 0xFF790000.

2.3.16.18 c3DSkewAmount

The **c3DSkewAmount** property specifies the amount of skew to add to a shape as a percentage of the skew. If the **fc3DParallel** bit of the [3D-Style Boolean Properties](#) equals 0x1, this property MUST exist; otherwise, this property MUST be ignored.

0	1	2	3	4	5	6	7	8	9	10	11	12	13	14	15	16	17	18	19	20	21	22	23	24	25	26	27	28	29	30	31
opid																c3DSkewAmount															
...																															

opid (2 bytes): An **OfficeArtFOPTEOPID** record, as defined in section [2.2.8](#), that specifies the header for this property. The following table specifies the subfields.

Field	Meaning
opid.opid	A value that MUST be 0x02D1.
opid.fBid	A value that MUST be 0x0.
opid.fComplex	A value that MUST be 0x0.

c3DSkewAmount (4 bytes): A signed integer that specifies the percentage, as a value from 0xFFFFF9C through 0x0000064, to skew the shape. The default value for this property is 0x00000032.

2.3.16.19 c3DAmbientIntensity

The **c3DAmbientIntensity** property specifies the intensity of the ambient light.

0	1	2	3	4	5	6	7	8	9	10	11	12	13	14	15	16	17	18	19	20	21	22	23	24	25	26	27	28	29	30	31
opid																c3DAmbientIntensity															

...

opid (2 bytes): An **OfficeArtFOPTEOPID** record, as defined in section [2.2.8](#), that specifies the header for this property. The following table specifies the subfields.

Field	Meaning
opid.opid	A value that MUST be 0x02D2.
opid.fBid	A value that MUST be 0x0.
opid.fComplex	A value that MUST be 0x0.

c3DAmbientIntensity (4 bytes): A value of type **FixedPoint**, as specified in [\[MS-OSHARED\]](#) section 2.2.1.6, that specifies the intensity of the ambient light. This value MUST be from 0.0 through 1.0. The default value for this property is 0x00004E20.

2.3.16.20 c3DKeyX

The **c3DKeyX** property specifies the directional vector of the primary light source along the x-axis.

0	1	2	3	4	5	6	7	8	9	10	11	12	13	14	15	16	17	18	19	20	21	22	23	24	25	26	27	28	29	30	31
opid																c3DKeyX															
...																															

opid (2 bytes): An **OfficeArtFOPTEOPID** record, as defined in section [2.2.8](#), that specifies the header for this property. The following table specifies the subfields.

Field	Meaning
opid.opid	A value that MUST be 0x02D3.
opid.fBid	A value that MUST be 0x0.
opid.fComplex	A value that MUST be 0x0.

c3DKeyX (4 bytes): A value of type **FixedPoint**, as specified in [\[MS-OSHARED\]](#) section 2.2.1.6, that specifies the directional vector of the primary light source along the x-axis. The default value for this property is 0x0000C350.

2.3.16.21 c3DKeyY

The **c3DKeyY** property specifies the directional vector of the primary light source along the y-axis.

0	1	2	3	4	5	6	7	8	9	10	11	12	13	14	15	16	17	18	19	20	21	22	23	24	25	26	27	28	29	30	31
opid																c3DKeyY															

...

opid (2 bytes): An **OfficeArtFOPTEOPID** record, as defined in section [2.2.8](#), that specifies the header for this property. The following table specifies the subfields.

Field	Meaning
opid.opid	A value that MUST be 0x02D4.
opid.fBid	A value that MUST be 0x0.
opid.fComplex	A value that MUST be 0x0.

c3DKeyY (4 bytes): A value of type **FixedPoint**, as specified in [\[MS-OSHARED\]](#) section 2.2.1.6, that specifies the directional vector of the primary light source along the y-axis. The default value for this property is 0x00000000.

2.3.16.22 c3DKeyZ

The **c3DKeyZ** property specifies the directional vector of the primary light source along the z-axis.

0	1	2	3	4	5	6	7	8	9	10	11	12	13	14	15	16	17	18	19	20	21	22	23	24	25	26	27	28	29	30	31
opid																c3DKeyZ															
...																															

opid (2 bytes): An **OfficeArtFOPTEOPID** record, as defined in section [2.2.8](#), that specifies the header for this property. The following table specifies the subfields.

Field	Meaning
opid.opid	A value that MUST be 0x02D5.
opid.fBid	A value that MUST be 0x0.
opid.fComplex	A value that MUST be 0x0.

c3DKeyZ (4 bytes): A value of type **FixedPoint**, as specified in [\[MS-OSHARED\]](#) section 2.2.1.6, that specifies the directional vector of the primary light source along the z-axis. The default value for this property is 0x00002710.

2.3.16.23 c3DKeyIntensity

The **c3DKeyIntensity** property specifies the intensity of the primary light source.

0	1	2	3	4	5	6	7	8	9	10	11	12	13	14	15	16	17	18	19	20	21	22	23	24	25	26	27	28	29	30	31
opid																c3DKeyIntensity															

...

opid (2 bytes): An **OfficeArtFOPTEOPID** record, as defined in section [2.2.8](#), that specifies the header for this property. The following table specifies the subfields.

Field	Meaning
opid.opid	A value that MUST be 0x02D6.
opid.fBid	A value that MUST be 0x0.
opid.fComplex	A value that MUST be 0x0.

c3DKeyIntensity (4 bytes): A value of type **FixedPoint**, as specified in [\[MS-OSHARED\]](#) section 2.2.1.6, that specifies the intensity of the primary light source. This value SHOULD [<44>](#) be from 0.0 through 1.0. The default value for this property is 0x00009470.

2.3.16.24 c3DFilIX

The **c3DFilIX** property specifies the directional vector along the x-axis of the secondary light source.

0	1	2	3	4	5	6	7	8	9	10	11	12	13	14	15	16	17	18	19	20	21	22	23	24	25	26	27	28	29	30	31
opid																c3DFilIX															
...																															

opid (2 bytes): An **OfficeArtFOPTEOPID** record, as defined in section [2.2.8](#), that specifies the header for this property. The following table specifies the subfields.

Field	Meaning
opid.opid	A value that MUST be 0x02D7.
opid.fBid	A value that MUST be 0x0.
opid.fComplex	A value that MUST be 0x0.

c3DFilIX (4 bytes): A value of type **FixedPoint**, as specified in [\[MS-OSHARED\]](#) section 2.2.1.6, that specifies the directional vector along the x-axis of the secondary light source. The default value for this property is 0xFFFF3CB0.

2.3.16.25 c3DFilIY

The **c3DFilIY** property specifies the directional vector along the y-axis of the secondary light source.

0	1	2	3	4	5	6	7	8	9	10	11	12	13	14	15	16	17	18	19	20	21	22	23	24	25	26	27	28	29	30	31
opid																c3DFilIY															

...

opid (2 bytes): An **OfficeArtFOPTEOPID** record, as defined in section [2.2.8](#), that specifies the header for this property. The following table specifies the subfields.

Field	Meaning
opid.opid	A value that MUST be 0x02D8.
opid.fBid	A value that MUST be 0x0.
opid.fComplex	A value that MUST be 0x0.

c3DFilly (4 bytes): A value of type **FixedPoint**, as specified in [\[MS-OSHARED\]](#) section 2.2.1.6, that specifies the directional vector along the y-axis of the secondary light source. The default value for this property is 0x00000000.

2.3.16.26 c3DFillZ

The **c3DFillZ** property specifies the directional vector along the z-axis of the secondary light source.

0	1	2	3	4	5	6	7	8	9	10	1	2	3	4	5	6	7	8	9	20	1	2	3	4	5	6	7	8	9	30	1		
opid											c3DFillZ																						
...																																	

opid (2 bytes): An **OfficeArtFOPTEOPID** record, as defined in section [2.2.8](#), that specifies the header for this property. The following table specifies the subfields.

Field	Meaning
opid.opid	A value that MUST be 0x02D9.
opid.fBid	A value that MUST be 0x0.
opid.fComplex	A value that MUST be 0x0.

c3DFillZ (4 bytes): A value of type **FixedPoint**, as specified in [\[MS-OSHARED\]](#) section 2.2.1.6, that specifies the directional vector along the z-axis of the secondary light source. The default value for this property is 0x00002710.

2.3.16.27 c3DFillIntensity

The **c3DFillIntensity** property specifies the intensity of the secondary light source.

0	1	2	3	4	5	6	7	8	9	10	1	2	3	4	5	6	7	8	9	20	1	2	3	4	5	6	7	8	9	30	1
opid											c3DFillIntensity																				

...

opid (2 bytes): An **OfficeArtFOPTEOPID** record, as defined in section [2.2.8](#), that specifies the header for this property. The following table specifies the subfields.

Field	Meaning
opid.opid	A value that MUST be 0x02DA.
opid.fBid	A value that MUST be 0x0.
opid.fComplex	A value that MUST be 0x0.

c3DFillIntensity (4 bytes): A value of type **FixedPoint**, as specified in [\[MS-OSHARED\]](#) section 2.2.1.6, that specifies the intensity of the secondary light source. This value SHOULD [<45>](#) be from 0.0 through 1.0. The default value for this property is 0x00009470.

2.3.16.28 3D-Style Boolean Properties

The **3D-Style Boolean Properties** specify a 32-bit field of Boolean properties for the style of the 3-D object.

0	1	2	3	4	5	6	7	8	9	10	11	12	13	14	15	16	17	18	19	20	21	22	23	24	25	26	27	28	29	30	31
opid											unused1											A	B	C	D	E					
unused2											F	G	H	I	J																

opid (2 bytes): An **OfficeArtFOPTEOPID** record, as defined in section [2.2.8](#), that specifies the header for this property. The following table specifies the subfields.

Field	Meaning
opid.opid	A value that MUST be 0x02FF.
opid.fBid	A value that MUST be 0x0.
opid.fComplex	A value that MUST be 0x0.

unused1 (11 bits): A value that is undefined and MUST be ignored.

A - fUsefc3DConstrainRotation (1 bit): A bit that specifies whether the **fc3DConstrainRotation** bit is set. A value of 0x0 specifies that the **fc3DConstrainRotation** bit MUST be ignored and the default value used instead. The default value for this property is 0x0.

B - fUsefc3DRotationCenterAuto (1 bit): A bit that specifies whether the **fc3DRotationCenterAuto** bit is set. A value of 0x0 specifies that the **fc3DRotationCenterAuto** bit MUST be ignored and the default value used instead. The default value for this property is 0x0.

C - fUsefc3DParallel (1 bit): A bit that specifies whether the **fc3DParallel** bit is set. A value of 0x0 specifies that the **fc3DParallel** bit MUST be ignored and the default value used instead. The default value for this property is 0x0.

D - fUsefc3DKeyHarsh (1 bit): A bit that specifies whether the **fc3DKeyHarsh** bit is set. A value of 0x0 specifies that the **fc3DKeyHarsh** bit MUST be ignored and the default value used instead. The default value for this property is 0x0.

E - fUsefc3DFillHarsh (1 bit): A bit that specifies whether the **fc3DFillHarsh** bit is set. A value of 0x0 specifies that the **fc3DFillHarsh** bit MUST be ignored and the default value used instead. The default value for this property is 0x0.

unused2 (11 bits): A value that is undefined and MUST be ignored.

F - fc3DConstrainRotation (1 bit): A bit that specifies how to rotate a shape. The following table specifies the meaning of each value for this field. The default value for this property is 0x1.

Value	Meaning
0x0	Specifies that the shape will rotate around an axis that is specified by the 3D style property set.
0x1	Specifies that the shape will rotate along the screen's z-axis.

G - fc3DRotationCenterAuto (1 bit): A bit that specifies how to treat the center of the shape. The following table specifies the meaning of each value for this field. The default value for this property is 0x0.

Value	Meaning
0x0	Specifies that a user-specified value will be used.
0x1	Specifies that the center of the shape will be used.

H - fc3DParallel (1 bit): A bit that specifies whether the 3-D object will use a parallel projection. The following table specifies the meaning of each value for this field. The default value for this property is 0x1.

Value	Meaning
0x0	Specifies a perspective projection.
0x1	Specifies a parallel projection.

I - fc3DKeyHarsh (1 bit): A bit that specifies the lighting algorithm on the primary light source. The following table specifies the meaning of each value for this field. The default value for this property is 0x1.

Value	Meaning
0x0	Specifies an infinite, uniform, planar light source.
0x1	Specifies a directional light source.

J - fc3DFillHarsh (1 bit): A bit that specifies the lighting algorithm on the secondary light source. The following table specifies the meaning of each value for this field. The default value for this property is 0x0.

Value	Meaning
0x0	Specifies an infinite, uniform, planar light source.
0x1	Specifies a directional light source.

2.3.17 Diagram

The **Diagram** property set specifies the style and layout attributes of a diagram.

2.3.17.1 dgmt

The **dgmt** property specifies the type of the diagram.

0	1	2	3	4	5	6	7	8	9	10	11	12	13	14	15	16	17	18	19	20	21	22	23	24	25	26	27	28	29	30	31
opid											dgmt																				
...																															

opid (2 bytes): An **OfficeArtFOPTEOPID** record, as defined in section [2.2.8](#), that specifies the header for this property. The following table specifies the subfields.

Field	Meaning
opid.opid	A value that MUST be 0x0500.
opid.fBid	A value that MUST be 0x0.
opid.fComplex	A value that MUST be 0x0.

dgmt (4 bytes): An **MSODGMT** enumeration value, as defined in section [2.4.27](#), that specifies the type of the diagram. The default value for this property is 0x00000FFF.

2.3.17.2 dgmStyle

The **dgmStyle** property specifies a diagram style.

0	1	2	3	4	5	6	7	8	9	10	11	12	13	14	15	16	17	18	19	20	21	22	23	24	25	26	27	28	29	30	31
opid											dgmStyle																				
...																															

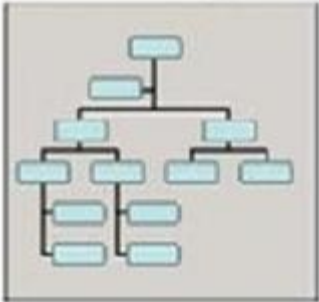
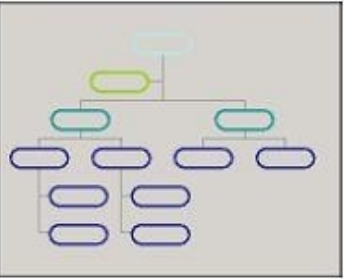
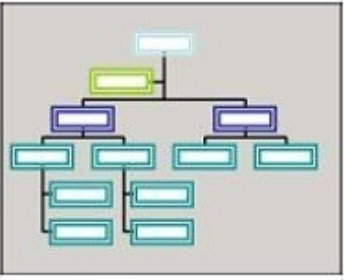
opid (2 bytes): An **OfficeArtFOPTEOPID** record, as defined in section [2.2.8](#), that specifies the header for this property. The following table specifies the subfields.

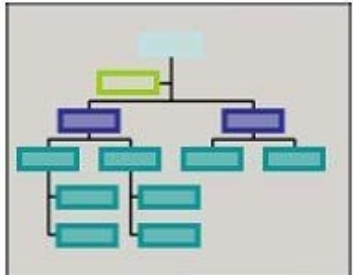
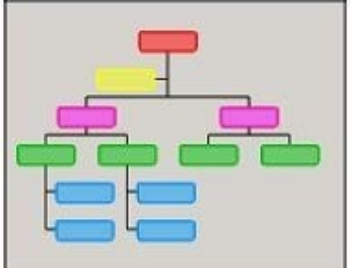
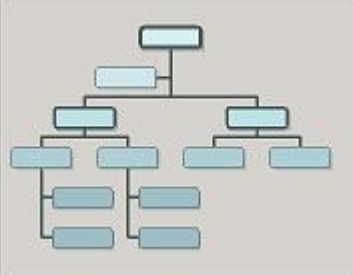
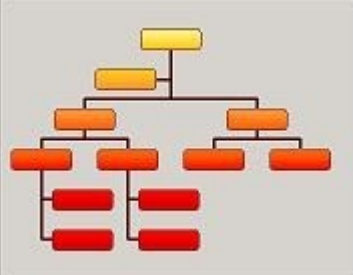
Field	Meaning
opid.opid	A value that MUST be 0x0501.
opid.fBid	A value that MUST be 0x0.
opid.fComplex	A value that MUST be 0x0.

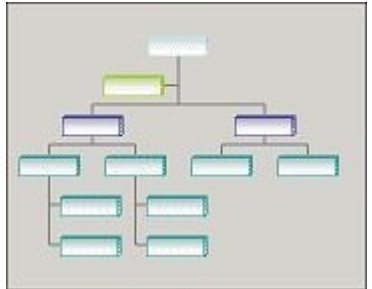

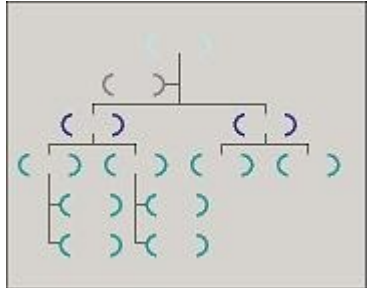
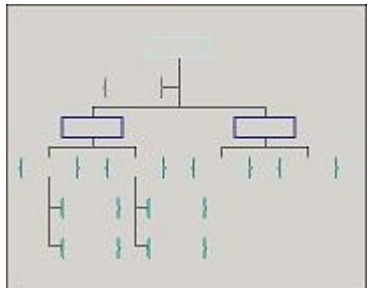
dgmStyle (4 bytes): An enumeration value that specifies a diagram style. The meaning of this value depends on the value of the **dgmt** property, as defined in section [2.3.17.1](#). The default value for this property is **msodgmstNil**, which is represented as 0x0000FFFF.

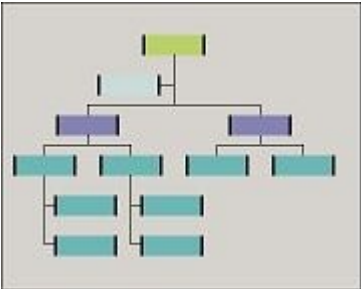
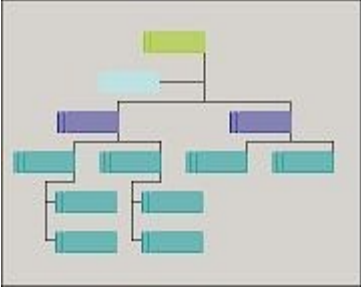
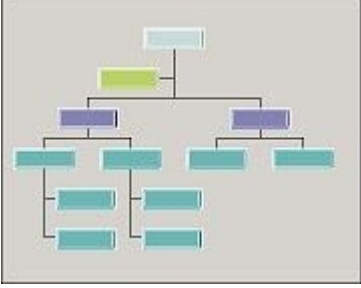
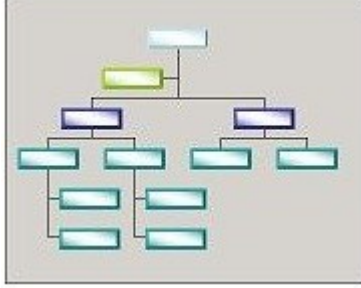
If the value of the **dgmt** property equals **msodgmtCanvas**, **dgmStyle** MUST be ignored.

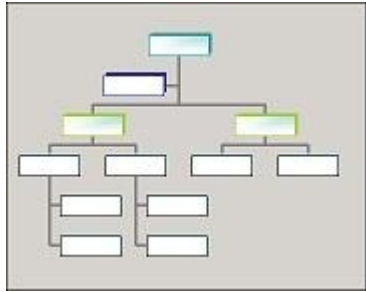
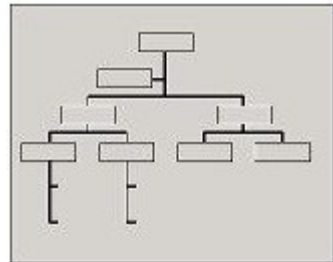
If the value of the **dgmt** property equals **msodgmtOrgChart**, **dgmStyle** MUST be a value from the enumeration that is listed in the following table.

Name	Value	Meaning	Style
msodgmstOrgChartFirst	0x00000000	Default	
msodgmstOrgChart2	0x00000001	Outline	
msodgmstOrgChart3	0x00000002	Double outline	

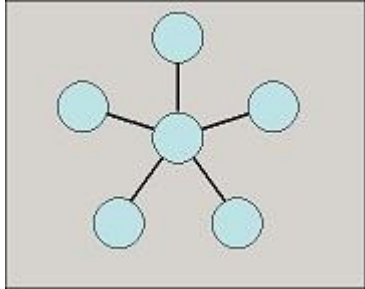
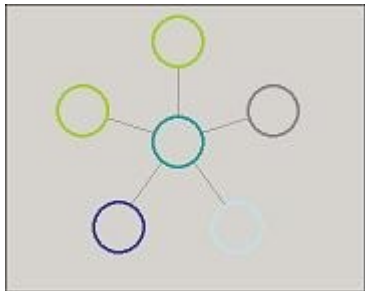
Name	Value	Meaning	Style
msodgmstOrgChart4	0x00000003	Thick outline	
msodgmstOrgChart5	0x00000004	Primary colors	
msodgmstOrgChart6	0x00000005	Shaded	
msodgmstOrgChart7	0x00000006	Fire	

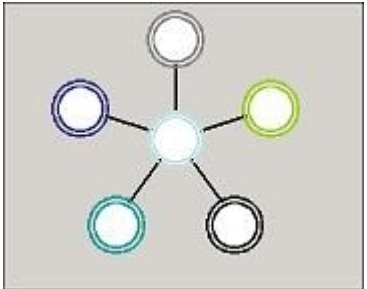
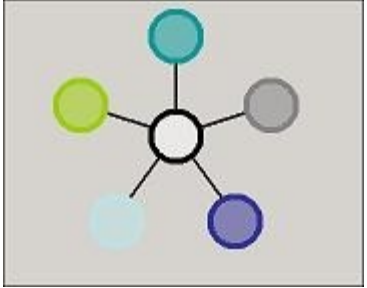
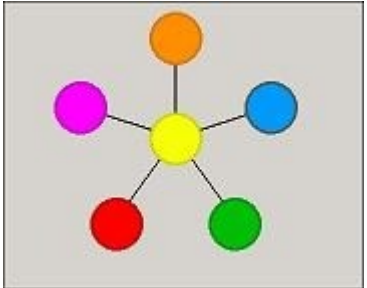
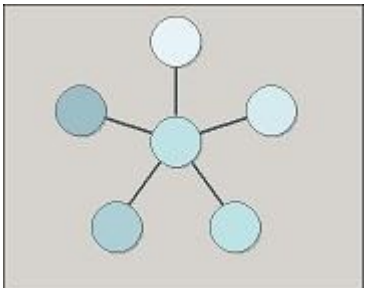
Name	Value	Meaning	Style
msodgmstOrgChart8	0x00000007	3-D color	
msodgmstOrgChart9	0x00000008	Gradient	
msodgmstOrgChart10	0x00000009	Brackets	
msodgmstOrgChart11	0x0000000A	Braces	

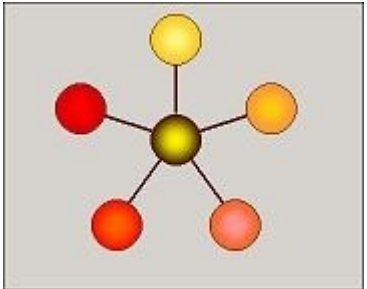
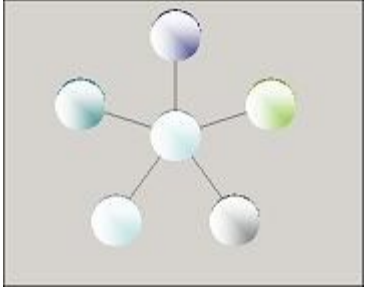

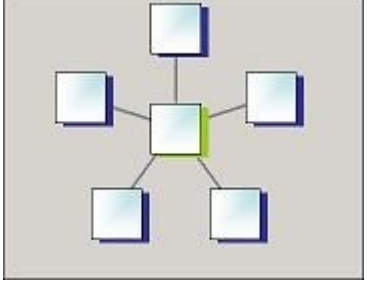
Name	Value	Meaning	Style
msodgmstOrgChart12	0x0000000B	Bookend fills	 <p>An organizational chart with a grey background. The root node is a yellow rectangle. It has two children, both purple rectangles. Each purple rectangle has two children, all four being teal rectangles. The teal rectangles are arranged in two columns of two. The teal rectangles have a dark teal fill on the left side and a light teal fill on the right side.</p>
msodgmstOrgChart13	0x0000000C	Stripes	 <p>An organizational chart with a grey background. The root node is a yellow rectangle. It has two children, both purple rectangles. Each purple rectangle has two children, all four being teal rectangles. The teal rectangles have a light blue diagonal stripe running from the top-left to the bottom-right.</p>
msodgmstOrgChart14	0x0000000D	Beveled	 <p>An organizational chart with a grey background. The root node is a light blue rectangle. It has two children, both purple rectangles. Each purple rectangle has two children, all four being teal rectangles. The teal rectangles have a beveled effect, with a darker teal fill on the top and left sides and a lighter teal fill on the bottom and right sides.</p>
msodgmstOrgChart15	0x0000000E	Beveled gradient	 <p>An organizational chart with a grey background. The root node is a light blue rectangle. It has two children, both purple rectangles. Each purple rectangle has two children, all four being teal rectangles. The teal rectangles have a beveled gradient effect, with a darker teal fill on the top and left sides and a lighter teal fill on the bottom and right sides.</p>

Name	Value	Meaning	Style
msodgmstOrgChart16	0x0000000F	Square shadows	
msodgmstOrgChart17	0x00000010	Wire frame	





If the value of the **dgmt** property equals **msodgmtRadial**, **dgmStyle** MUST be a value from the enumeration that is listed in the following table.

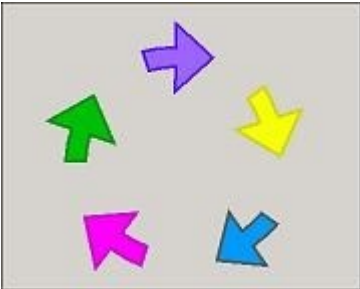

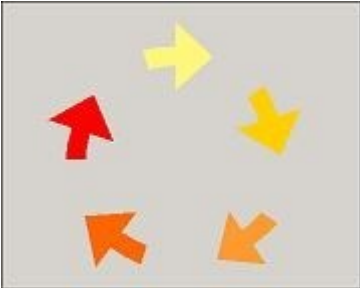

Name	Value	Meaning	Style
msodgmstRadialFirst	0x00000000	Default	
msodgmstRadial2	0x00000001	Outline	


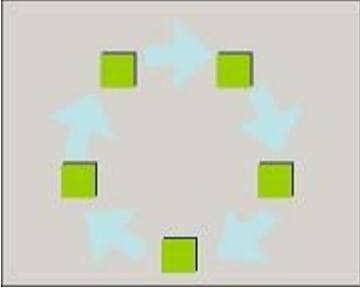
Name	Value	Meaning	Style
msodgmstRadial3	0x00000002	Double outline	 <p>A radial diagram with a central white circle and five surrounding circles. The central circle has a double outline. The surrounding circles are colored: top (white), top-left (blue), top-right (yellow), bottom-left (cyan), and bottom-right (black). All circles have double outlines.</p>
msodgmstRadial4	0x00000003	Thick outline	 <p>A radial diagram with a central white circle and five surrounding circles. The central circle has a thick black outline. The surrounding circles are colored: top (teal), top-left (yellow-green), top-right (grey), bottom-left (light blue), and bottom-right (purple).</p>
msodgmstRadial5	0x00000004	Primary colors	 <p>A radial diagram with a central yellow circle and five surrounding circles. The surrounding circles are colored: top (orange), top-left (magenta), top-right (blue), bottom-left (red), and bottom-right (green).</p>
msodgmstRadial6	0x00000005	Shaded	 <p>A radial diagram with a central light blue circle and five surrounding circles. The surrounding circles are shaded in various tones of blue and grey: top (white), top-left (medium blue), top-right (light blue), bottom-left (medium blue), and bottom-right (light blue).</p>

Name	Value	Meaning	Style
msodgmstRadial7	0x00000006	Fire	
msodgmstRadial8	0x00000007	3-D color	
msodgmstRadial9	0x00000008	Gradient	
msodgmstRadial10	0x00000009	Square shadows	

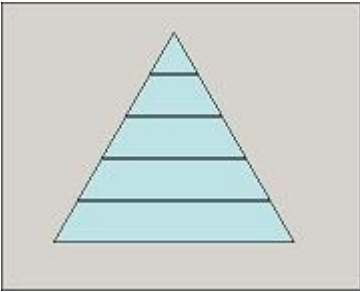
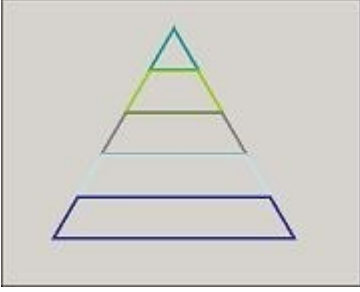
If the value of the **dgmt** property equals **msodgmtCycle**, **dgmStyle** MUST be a value from the enumeration that is listed in the following table.

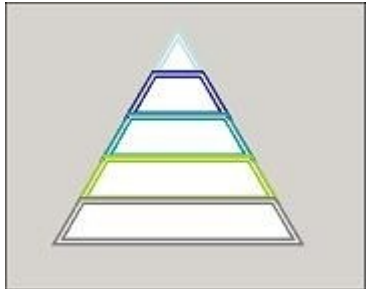
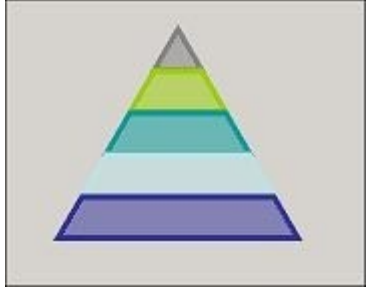
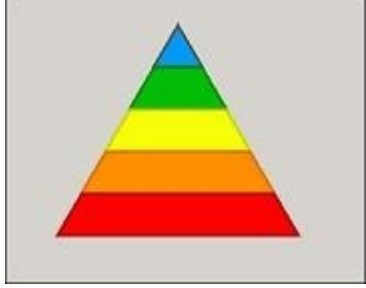
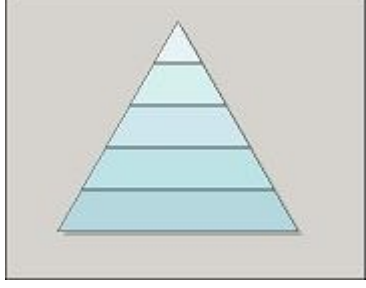
Name	Value	Meaning	Style
msodgmstCycle11	0x0000000A	Default	
msodgmstCycle12	0x0000000B	Outline	
msodgmstCycle13	0x0000000C	Double outline	
msodgmstCycle14	0x0000000D	Thick outline	

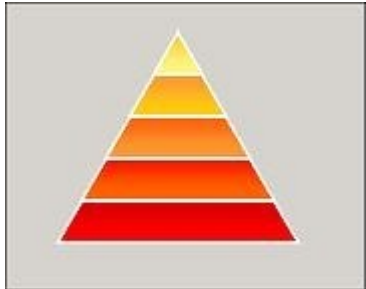


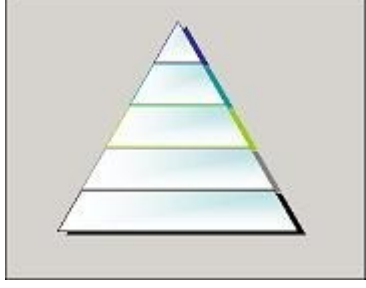
Name	Value	Meaning	Style
msodgmstCycle15	0x0000000E	Primary colors	
msodgmstCycle16	0x0000000F	Shaded	
msodgmstCycle17	0x00000010	Fire	
msodgmstCycle18	0x00000011	3-D color	

Name	Value	Meaning	Style
msodgmstCycle19	0x00000012	Gradient	
msodgmstCycle20	0x00000013	Square shadows	





If the value of the **dgmt** property equals **msodgmtStacked**, **dgmtStyle** MUST be a value from the enumeration that is listed in the following table.

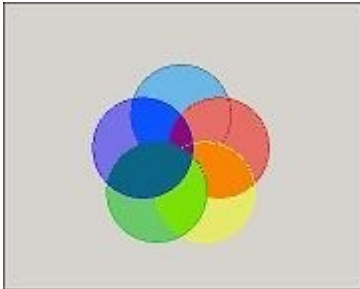
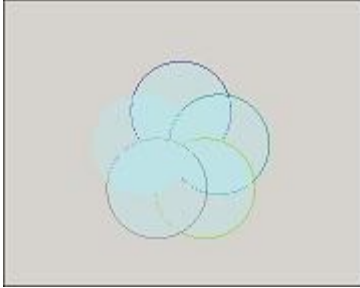
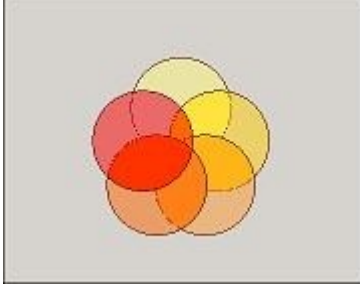

Name	Value	Meaning	Style
msodgmstStackedFirst	0x00000000	Default	
msodgmstStacked2	0x00000001	Outline	


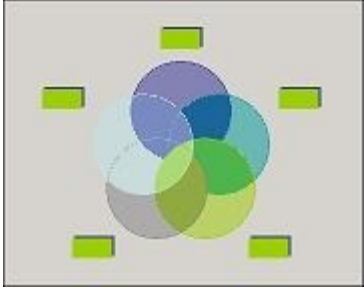
Name	Value	Meaning	Style
msodgmstStacked3	0x00000002	Double outline	
msodgmstStacked4	0x00000003	Thick outline	
msodgmstStacked5	0x00000004	Primary colors	
msodgmstStacked6	0x00000005	Shaded	

Name	Value	Meaning	Style
msodgmstStacked7	0x00000006	Fire	
msodgmstStacked8	0x00000007	3-D color	
msodgmstStacked9	0x00000008	Gradient	
msodgmstStacked10	0x00000009	Square shadows	

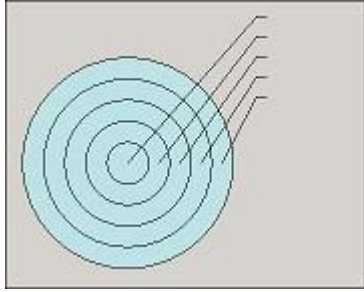
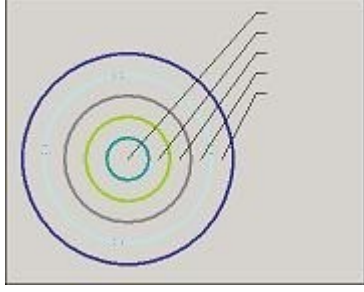
If the value of the **dgmt** property equals **msodgmtVenn**, **dgmStyle** MUST be a value from the enumeration that is listed in the following table.

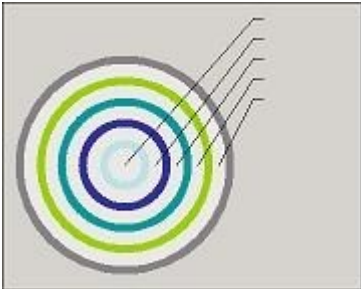
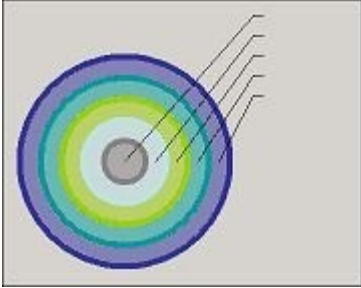
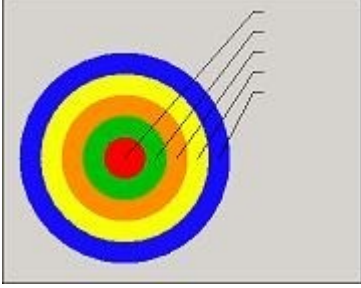
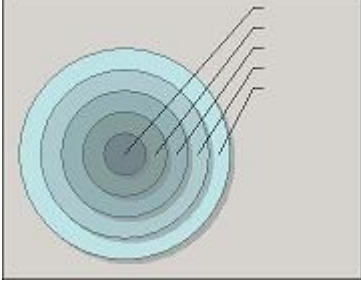
Name	Value	Meaning	Style
msodgmstVennFirst	0x00000000	Default	
msodgmstVenn2	0x00000001	Outline	
msodgmstVenn3	0x00000002	Double outline	
msodgmstVenn4	0x00000003	Thick outline	

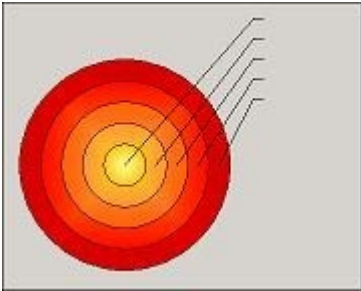
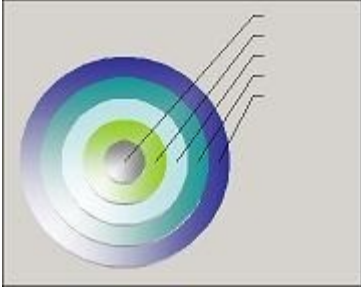
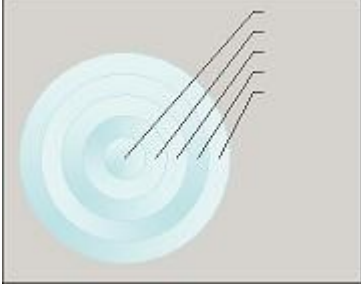
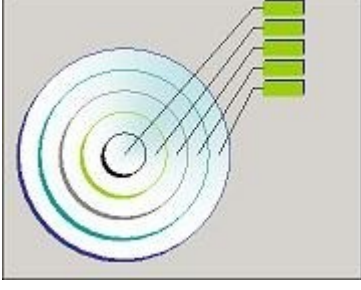
Name	Value	Meaning	Style
msodgmstVenn5	0x00000004	Primary colors	
msodgmstVenn6	0x00000005	Shaded	
msodgmstVenn7	0x00000006	Fire	
msodgmstVenn8	0x00000007	3-D color	

Name	Value	Meaning	Style
msodgmstVenn9	0x00000008	Gradient	
msodgmstVenn10	0x00000009	Square shadows	

If the value of the **dgmt** property equals **msodgmtBullsEye**, **dgmStyle** MUST be a value from the enumeration that is listed in the following table.

Name	Value	Meaning	Style
msodgmstBullsEyeFirst	0x00000000	Default	
msodgmstBullsEye2	0x00000001	Outline	

Name	Value	Meaning	Style
msodgmstBullsEye3	0x00000002	Double outline	
msodgmstBullsEye4	0x00000003	Thick outline	
msodgmstBullsEye5	0x00000004	Primary colors	
msodgmstBullsEye6	0x00000005	Shaded	

Name	Value	Meaning	Style
msodgmstBullsEye7	0x00000006	Fire	
msodgmstBullsEye8	0x00000007	3-D color	
msodgmstBullsEye9	0x00000008	Gradient	
msodgmstBullsEye10	0x00000009	Square shadows	

2.3.17.3 pRelationTbl

The **pRelationTbl** property specifies relationships in a diagram.

0	1	2	3	4	5	6	7	8	9	1	0	1	2	3	4	5	6	7	8	9	2	0	1	2	3	4	5	6	7	8	9	3	0	1
opid										pRelationTbl																								

...

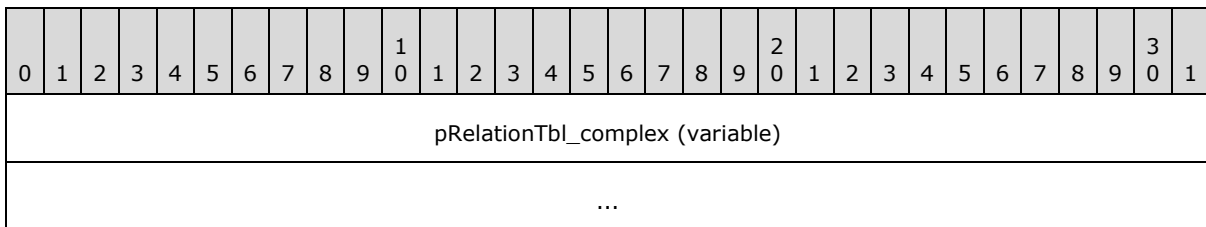
opid (2 bytes): An **OfficeArtFOPTEOPID** record, as defined in section [2.2.8](#), that specifies the header for this property. The following table specifies the subfields.

Field	Meaning
opid.opid	A value that MUST be 0x0504.
opid.fBid	A value that is undefined and MUST be ignored.
opid.fComplex	A bit that indicates whether the pRelationTbl_complex property, as defined in section 2.3.17.4 , exists. If the value equals 0x1, pRelationTbl_complex MUST exist.

pRelationTbl (4 bytes): The number of bytes of data in the **pRelationTbl_complex** property. This value MUST be 0x00000000 if **opid.fComplex** is 0x0. The default value for this property is 0x00000000.

2.3.17.4 pRelationTbl_complex

The **pRelationTbl_complex** property specifies additional data for the **pRelationTbl** property, as defined in section [2.3.17.3](#). If the **opid.fComplex** bit of **pRelationTbl** equals 0x1, this property MUST exist.

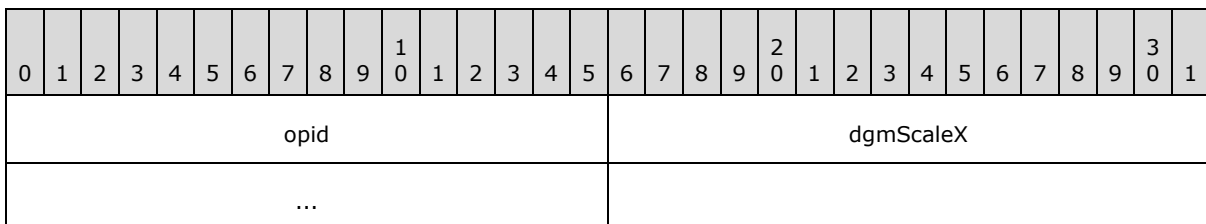


pRelationTbl_complex (variable): An **IMsoArray** record, as defined in section [2.2.51](#), that specifies relationships in a diagram. Each array element describes a connection between two shapes. Each element is 12 bytes and consists of three values of type **MSOSPID**, as defined in section [2.1.2](#).

The three **MSOSPID** values specify the source shape, the destination shape, and the connector shape, in that order. Each array element specifies a connection from the source to the destination via the connector.

2.3.17.5 dgmScaleX

The **dgmScaleX** property specifies the amount to scale along the x-axis.



opid (2 bytes): An **OfficeArtFOPTEOPID** record, as defined in section [2.2.8](#), that specifies the header for this property. The following table specifies the subfields.

Field	Meaning
opid.opid	A value that MUST be 0x0505.
opid.fBid	A value that MUST be 0x0.
opid.fComplex	A value that MUST be 0x0.

dgmScaleX (4 bytes): A value of type **FixedPoint**, as specified in [\[MS-OSHARED\]](#) section 2.2.1.6, that specifies the amount to scale along the x-axis. The default value for this property is 0x00010000.

2.3.17.6 dgmScaleY

The **dgmScaleY** property specifies the amount to scale along the y-axis.

0	1	2	3	4	5	6	7	8	9	10	11	12	13	14	15	16	17	18	19	20	21	22	23	24	25	26	27	28	29	30	31
opid																dgmScaleY															
...																															

opid (2 bytes): An **OfficeArtFOPTEOPID** record, as defined in section [2.2.8](#), that specifies the header for this property. The following table specifies the subfields.

Field	Meaning
opid.opid	A value that MUST be 0x0506.
opid.fBid	A value that MUST be 0x0.
opid.fComplex	A value that MUST be 0x0.

dgmScaleY (4 bytes): A value of type **FixedPoint**, as specified in [\[MS-OSHARED\]](#) section 2.2.1.6, that specifies the amount to scale along the y-axis. The default value for this property is 0x00010000.

2.3.17.7 dgmDefaultFontSize

The **dgmDefaultFontSize** property specifies the default font size for new text in the diagram.

0	1	2	3	4	5	6	7	8	9	10	11	12	13	14	15	16	17	18	19	20	21	22	23	24	25	26	27	28	29	30	31
opid																dgmDefaultFontSize															
...																															

opid (2 bytes): An **OfficeArtFOPTEOPID** record, as defined in section [2.2.8](#), that specifies the header for this property. The following table specifies the subfields.

Field	Meaning
opid.opid	A value that MUST be 0x0507.
opid.fBid	A value that MUST be 0x0.
opid.fComplex	A value that MUST be 0x0.

dgmDefaultFontSize (4 bytes): A signed integer that specifies the default font size, in **points**, for new text in the diagram. A value of 0xFFFFFFFF MUST be ignored. The default value for this property is 0xFFFFFFFF.

2.3.17.8 dgmConstrainBounds

The **dgmConstrainBounds** property specifies the bounds of the diagram.

0	1	2	3	4	5	6	7	8	9	10	11	12	13	14	15	16	17	18	19	20	21	22	23	24	25	26	27	28	29	30	31
opid																dgmConstrainBounds															
...																															

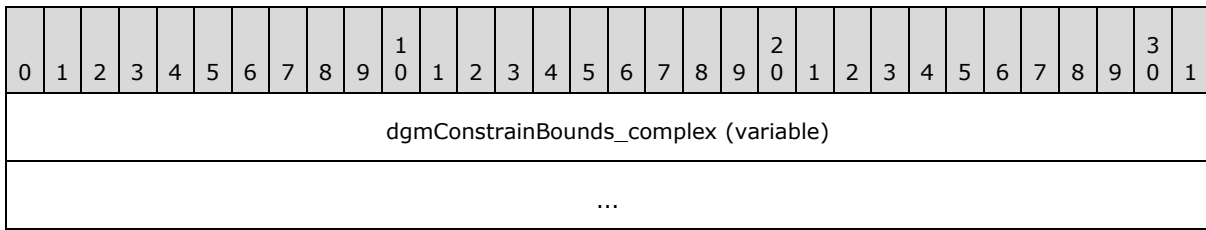
opid (2 bytes): An **OfficeArtFOPTEOPID** record, as defined in section [2.2.8](#), that specifies the header for this property. The following table specifies the subfields.

Field	Meaning
opid.opid	A value that MUST be 0x0508.
opid.fBid	A value that is undefined and MUST be ignored.
opid.fComplex	A bit that indicates whether the dgmConstrainBounds_complex property, as defined in section 2.3.17.9 , exists. If the value equals 0x1, dgmConstrainBounds_complex MUST exist.

dgmConstrainBounds (4 bytes): The number of bytes of data in the **dgmConstrainBounds_complex** property, as defined in section [2.3.17.9](#). If **opid.fComplex** equals 0x0, this value MUST be 0x00000000. The default value for this property is 0x00000000.

2.3.17.9 dgmConstrainBounds_complex

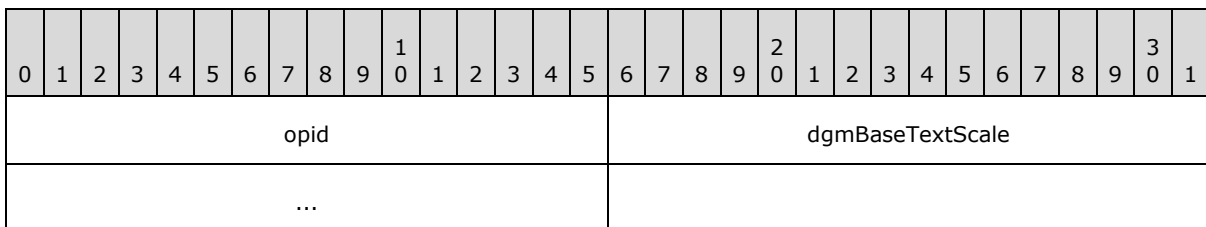
The **dgmConstrainBounds_complex** property specifies additional data for the **dgmConstrainBounds** property, as defined in section [2.3.17.8](#). If the **opid.fComplex** bit of **dgmConstrainBounds** equals 0x1, this property MUST exist.



dgmConstrainBounds_complex (variable): An **IMsoArray** record, as defined in section [2.2.51](#), that specifies the bounds of the diagram. Each element in this array is a 32-bit signed integer. The value of **dgmConstrainBounds_complex.nElems** MUST equal 0x0004. The four elements of this array specify, in order, the left, top, right, and bottom bound, in application-defined coordinates, of the diagram.

2.3.17.10 dgmBaseTextScale

The **dgmBaseTextScale** property specifies the amount to scale text. This property MAY [<46>](#) be ignored.



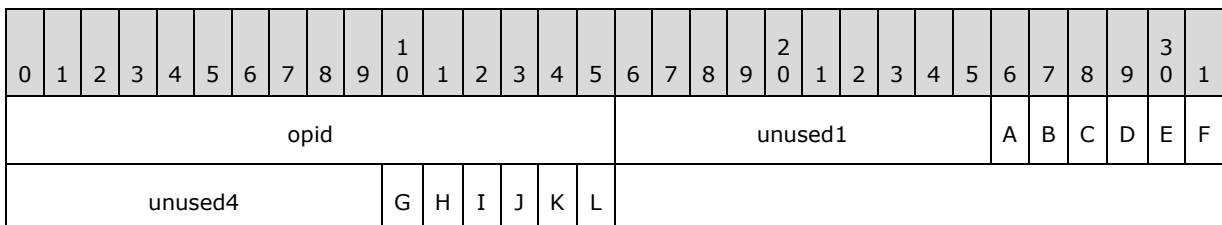
opid (2 bytes): An **OfficeArtFOPTEOPID** record, as defined in section [2.2.8](#), that specifies the header for this property. The following table specifies the subfields.

Field	Meaning
opid.opid	A value that MUST be 0x0509.
opid.fBid	A value that MUST be 0x0.
opid.fComplex	A value that MUST be 0x0.

dgmBaseTextScale (4 bytes): A value of type **FixedPoint**, as specified in [\[MS-OSHARED\]](#) section 2.2.1.6, that specifies the amount to scale text. The default value for this property is 0x00010000.

2.3.17.11 Diagram Boolean Properties

The **Diagram Boolean Properties** specify a 32-bit field of Boolean properties for a diagram.



opid (2 bytes): An **OfficeArtFOPTEOPID** record, as defined in section [2.2.8](#), that specifies the header for this property. The following table specifies the subfields.

Field	Meaning
opid.opid	A value that MUST be 0x053F.
opid.fBid	A value that MUST be 0x0.
opid.fComplex	A value that MUST be 0x0.

unused1 (10 bits): A value that is undefined and MUST be ignored.

A - unused2 (1 bit): A value that is undefined and MUST be ignored.

B - unused3 (1 bit): A value that is undefined and MUST be ignored.

C - fUsefDoFormat (1 bit): A bit that specifies whether the **fDoFormat** bit is set. A value of 0x0 specifies that the **fDoFormat** bit MUST be ignored. The default value for this property is 0x0.

D - fUsefReverse (1 bit): A bit that specifies whether the **fReverse** bit is set. A value of 0x0 specifies that the **fReverse** bit MUST be ignored. The default value for this property is 0x0.

E - fUsefDoLayout (1 bit): A bit that specifies whether the **fDoLayout** bit is set. A value of 0x0 specifies that the **fDoLayout** bit MUST be ignored. The default value for this property is 0x0.

F - fUsefPseudoInline (1 bit): A bit that specifies whether the **fPseudoInline** bit is set. A value of 0x0 specifies that the **fPseudoInline** bit MUST be ignored. The default value for this property is 0x0.

unused4 (10 bits): A value that is undefined and MUST be ignored.

G - unused5 (1 bit): A value that is undefined and MUST be ignored.

H - unused6 (1 bit): A value that is undefined and MUST be ignored.

I - fDoFormat (1 bit): A bit that specifies whether the **dgmStyle** property, as defined in section [2.3.17.2](#), specifies a nondefault formatting style for the diagram type. This value MUST be ignored if **fUsefDoFormat** is 0x0. The default value for this property is 0x0.

J - fReverse (1 bit): A bit that specifies whether the diagram is horizontally mirrored. This value MUST be ignored if **fUsefReverse** is 0x0. The default value for this property is 0x0.

K - fDoLayout (1 bit): A bit that specifies whether the diagram has a layout that is not directly editable. This value MUST be ignored if **fUsefDoLayout** is 0x0. The default value for this property is 0x1.

L - fPseudoInline (1 bit): A bit that specifies whether the diagram is placed inline with surrounding text. This value MUST be ignored if **fUsefPseudoInline** is 0x0. The default value for this property is 0x0.

2.3.18 Transform

The **Transform** property set specifies the values that are necessary to construct a transform that is applied to a shape prior to rendering.

2.3.18.1 left

The **left** property specifies the left side of the bounding rectangle that contains an object.

0	1	2	3	4	5	6	7	8	9	10	11	12	13	14	15	16	17	18	19	20	21	22	23	24	25	26	27	28	29	30	31
opid																left															
...																															

opid (2 bytes): An **OfficeArtFOPTEOPID** record, as defined in section [2.2.8](#), that specifies the header for this property. The following table specifies the subfields.

Field	Meaning
opid.opid	A value that MUST be 0x0000.
opid.fBid	A value that MUST be 0x0.
opid.fComplex	A value that MUST be 0x0.

left (4 bytes): A signed integer that specifies the left side, in application-defined coordinates, of the bounding rectangle. The default value for this property is 0x00000000.

2.3.18.2 top

The **top** property specifies the top of the bounding rectangle that contains an object.

0	1	2	3	4	5	6	7	8	9	10	11	12	13	14	15	16	17	18	19	20	21	22	23	24	25	26	27	28	29	30	31
opid																top															
...																															

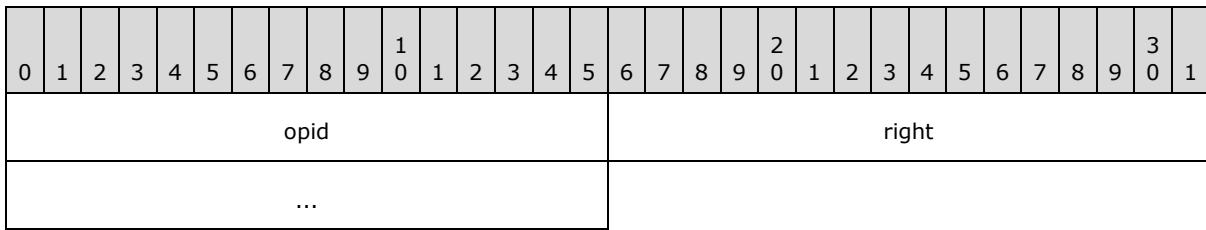
opid (2 bytes): An **OfficeArtFOPTEOPID** record, as defined in section [2.2.8](#), that specifies the header for this property. The following table specifies the subfields.

Field	Meaning
opid.opid	A value that MUST be 0x0001.
opid.fBid	A value that MUST be 0x0.
opid.fComplex	A value that MUST be 0x0.

top (4 bytes): A signed integer that specifies the top, in application-defined coordinates, of the bounding rectangle. The default value for this property is 0x00000000.

2.3.18.3 right

The **right** property specifies the right side of the bounding rectangle that contains an object.



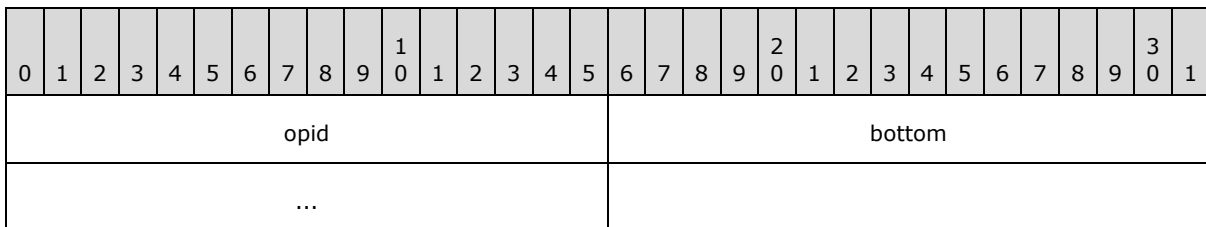
opid (2 bytes): An **OfficeArtFOPTEOPID** record, as defined in section [2.2.8](#), that specifies the header for this property. The following table specifies the subfields.

Field	Meaning
opid.opid	A value that MUST be 0x0002.
opid.fBid	A value that MUST be 0x0.
opid.fComplex	A value that MUST be 0x0.

right (4 bytes): A signed integer that specifies the right side, in application-defined coordinates, of the bounding rectangle. The default value for this property is 0x00000001.

2.3.18.4 bottom

The **bottom** property specifies the bottom of the bounding rectangle that contains an object.



opid (2 bytes): An **OfficeArtFOPTEOPID** record, as defined in section [2.2.8](#), that specifies the header for this property. The following table specifies the subfields.

Field	Meaning
opid.opid	A value that MUST be 0x0003.
opid.fBid	A value that MUST be 0x0.
opid.fComplex	A value that MUST be 0x0.

bottom (4 bytes): A signed integer value that specifies the bottom, in application-defined coordinates, of the bounding rectangle. The default value for this property is 0x00000001.

2.3.18.5 rotation

The **rotation** property specifies the rotation on a shape.

0	1	2	3	4	5	6	7	8	9	10	11	12	13	14	15	16	17	18	19	20	21	22	23	24	25	26	27	28	29	30	31
opid																rotation															
...																															

opid (2 bytes): An **OfficeArtFOPTEOPID** record, as defined in section [2.2.8](#), that specifies the header for this property. The following table specifies the subfields.

Field	Meaning
opid.opid	A value that MUST be 0x0004.
opid.fBid	A value that MUST be 0x0.
opid.fComplex	A value that MUST be 0x0.

rotation (4 bytes): A value of type **FixedPoint**, as specified in [\[MS-OSHARED\]](#) section 2.2.1.6, that specifies the rotation, in degrees, that is applied to a shape. Positive values specify rotation in the clockwise direction. Negative values specify rotation in the counterclockwise direction. Rotation occurs around the center of the shape. The default value for this property is 0x00000000.

2.3.18.6 gvPage

The **gvPage** property specifies the page on which an object is located. This property MAY [<47>](#) be ignored.

0	1	2	3	4	5	6	7	8	9	10	11	12	13	14	15	16	17	18	19	20	21	22	23	24	25	26	27	28	29	30	31
opid																gvPage															
...																															

opid (2 bytes): An **OfficeArtFOPTEOPID** record, as defined in section [2.2.8](#), that specifies the header for this property. The following table specifies the subfields.

Field	Meaning
opid.opid	A value that MUST be 0x0005.
opid.fBid	A value that MUST be 0x0.
opid.fComplex	A value that MUST be 0x0.

gvPage (4 bytes): An unsigned integer that specifies the page on which an object is located. The default value for this property is 0x00000000.

2.3.18.7 Transform Boolean Properties

The **Transform Boolean Properties** specify a 32-bit field of Boolean properties for the shape transform.

0	1	2	3	4	5	6	7	8	9	10	11	12	13	14	15	16	17	18	19	20	21	22	23	24	25	26	27	28	29	30	31
opid															unused1												A	B	C		
unused3													D	E	F																

opid (2 bytes): An **OfficeArtFOPTEOPID** record, as defined in section [2.2.8](#), that specifies the header for this property. The following table specifies the subfields.

Field	Meaning
opid.opid	A value that MUST be 0x003F.
opid.fBid	A value that MUST be 0x0.
opid.fComplex	A value that MUST be 0x0.

unused1 (13 bits): A value that is undefined and MUST be ignored.

A - unused2 (1 bit): A value that is undefined and MUST be ignored.

B - fUsefFlipV (1 bit): A bit that specifies whether the **fFlipV** bit is set. A value of 0x0 specifies that the **fFlipV** bit MUST be ignored and the default value used instead. The default value of this property is 0x0.

C - fUsefFlipH (1 bit): A bit that specifies whether the **fFlipH** bit is set. A value of 0x0 specifies that the **fFlipH** bit MUST be ignored and the default value used instead. The default value of this property is 0x0.

unused3 (13 bits): A value that is undefined and MUST be ignored.

D - unused4 (1 bit): A value that is undefined and MUST be ignored.

E - fFlipV (1 bit): A bit that specifies whether the object will be flipped along the vertical axis. This value MUST be ignored if **fUsefFlipV** is 0x0. The default value of this property is 0x0.

F - fFlipH (1 bit): A bit that specifies whether the object will be flipped along the horizontal axis. This value MUST be ignored if **fUsefFlipH** is 0x0. The default value of this property is 0x0.

2.3.19 Relative Transform

The **Relative Transform** property set specifies the values that are necessary to construct a transform, relative to another shape, that is applied to a shape prior to rendering.

2.3.19.1 relLeft

The **relLeft** property specifies the left side of the bounding rectangle that contains an object. The bounding rectangle specifies the location of the object, relative to a parent object or group (4).

0	1	2	3	4	5	6	7	8	9	10	11	12	13	14	15	16	17	18	19	20	21	22	23	24	25	26	27	28	29	30	31
opid																relLeft															
...																															

opid (2 bytes): An **OfficeArtFOPTEOPID** record, as defined in section [2.2.8](#), that specifies the header for this property. The following table specifies the subfields.

Field	Meaning
opid.opid	A value that MUST be 0x03C0.
opid.fBid	A value that MUST be 0x0.
opid.fComplex	A value that MUST be 0x0.

relLeft (4 bytes): A signed integer that specifies the left side, in application-defined coordinates, of the bounding rectangle. The default value for this property is 0x00000000.

2.3.19.2 relTop

The **relTop** property specifies the top of the bounding rectangle that contains an object. The bounding rectangle specifies the location of the object, relative to a parent object or group (4).

0	1	2	3	4	5	6	7	8	9	10	11	12	13	14	15	16	17	18	19	20	21	22	23	24	25	26	27	28	29	30	31
opid																relTop															
...																															

opid (2 bytes): An **OfficeArtFOPTEOPID** record, as defined in section [2.2.8](#), that specifies the header for this property. The following table specifies the subfields.

Field	Meaning
opid.opid	A value that MUST be 0x03C1.
opid.fBid	A value that MUST be 0x0.
opid.fComplex	A value that MUST be 0x0.

relTop (4 bytes): A signed integer that specifies the top, in application-defined coordinates, of the bounding rectangle. The default value for this property is 0x00000000.

2.3.19.3 relRight

The **relRight** property specifies the right side of the bounding rectangle that contains an object. The bounding rectangle specifies the location of the object, relative to a parent object or group (4).

0	1	2	3	4	5	6	7	8	9	10	11	12	13	14	15	16	17	18	19	20	21	22	23	24	25	26	27	28	29	30	31
opid																relRight															
...																															

opid (2 bytes): An **OfficeArtFOPTEOPID** record, as defined in section 2.2.8, that specifies the header for this property. The following table specifies the subfields.

Field	Meaning
opid.opid	A value that MUST be 0x03C2.
opid.fBid	A value that MUST be 0x0.
opid.fComplex	A value that MUST be 0x0.

relRight (4 bytes): A signed integer that specifies the right side, in application-defined coordinates, of the bounding rectangle. The default value for this property is 0x00000001.

2.3.19.4 relBottom

The **relBottom** property specifies the bottom of the bounding rectangle that contains an object. The bounding rectangle specifies the location of the object, relative to a parent object or group (4).

0	1	2	3	4	5	6	7	8	9	10	11	12	13	14	15	16	17	18	19	20	21	22	23	24	25	26	27	28	29	30	31
opid																relBottom															
...																															

opid (2 bytes): An **OfficeArtFOPTEOPID** record, as defined in section 2.2.8, that specifies the header for this property. The following table specifies the subfields.

Field	Meaning
opid.opid	A value that MUST be 0x03C3.
opid.fBid	A value that MUST be 0x0.
opid.fComplex	A value that MUST be 0x0.

relBottom (4 bytes): A signed integer that specifies the bottom, in application-defined coordinates, of the bounding rectangle. The default value for this property is 0x00000001.

2.3.19.5 relRotation

The **relRotation** property specifies the rotation on a shape, relative to the parent object or group (4).

0	1	2	3	4	5	6	7	8	9	10	11	12	13	14	15	16	17	18	19	20	21	22	23	24	25	26	27	28	29	30	31
opid																relRotation															
...																															

opid (2 bytes): An **OfficeArtFOPTEOPID** record, as defined in section [2.2.8](#), that specifies the header for this property. The following table specifies the subfields.

Field	Meaning
opid.opid	A value that MUST be 0x03C4.
opid.fBid	A value that MUST be 0x0.
opid.fComplex	A value that MUST be 0x0.

relRotation (4 bytes): A value of type **FixedPoint**, as specified in [\[MS-OSHARED\]](#) section 2.2.1.6, that specifies the rotation, in degrees, that is applied to a shape, relative to the parent object or group (4). Positive values specify rotation in the clockwise direction. Negative values specify rotation in the counterclockwise direction. Rotation occurs around the center of the shape. The default value for this property is 0x00000000.

2.3.19.6 gvRelPage

The **gvRelPage** property specifies the page on which an object is located, relative to a parent object or group (4). This property MAY [<48>](#) be ignored.

0	1	2	3	4	5	6	7	8	9	10	11	12	13	14	15	16	17	18	19	20	21	22	23	24	25	26	27	28	29	30	31
opid																gvRelPage															
...																															

opid (2 bytes): An **OfficeArtFOPTEOPID** record, as defined in section [2.2.8](#), that specifies the header for this property. The following table specifies the subfields.

Field	Meaning
opid.opid	A value that MUST be 0x03C5.
opid.fBid	A value that MUST be 0x0.
opid.fComplex	A value that MUST be 0x0.

gvRelPage (4 bytes): An unsigned integer that specifies the page on which an object is located, relative to a parent object or group (4). The default value for this property is 0x00000000.

2.3.19.7 Relative Transform Boolean Properties

The **Relative Transform Boolean Properties** specify a 32-bit field of Boolean properties for the relative transform of the shape.

0	1	2	3	4	5	6	7	8	9	10	11	12	13	14	15	16	17	18	19	20	21	22	23	24	25	26	27	28	29	30	31
opid															unused1												A	B	C		
unused3													D	E	F																

opid (2 bytes): An **OfficeArtFOPTEOPID** record, as defined in section [2.2.8](#), that specifies the header for this property. The following table specifies the subfields.

Field	Meaning
opid.opid	A value that MUST be 0x03FF.
opid.fBid	A value that MUST be 0x0.
opid.fComplex	A value that MUST be 0x0.

unused1 (13 bits): A value that is undefined and MUST be ignored.

A - unused2 (1 bit): A value that is undefined and MUST be ignored.

B - fUsefRelFlipV (1 bit): A bit that specifies whether the **fRelFlipV** bit is set. A value of 0x0 specifies that the **fRelFlipV** bit MUST be ignored and the default value used instead. The default value for this property is 0x0.

C - fUsefRelFlipH (1 bit): A bit that specifies whether the **fRelFlipH** bit is set. A value of 0x0 specifies that the **fRelFlipH** bit MUST be ignored and the default value used instead. The default value for this property is 0x0.

unused3 (13 bits): A value that is undefined and MUST be ignored.

D - unused4 (1 bit): A value that is undefined and MUST be ignored.

E - fRelFlipV (1 bit): A bit that specifies whether the object will be flipped along the vertical axis, relative to its parent or group (4). This value MUST be ignored if **fUsefRelFlipV** is 0x0. The default value for this property is 0x0.

F - fRelFlipH (1 bit): A bit that specifies whether the object will be flipped along the horizontal axis, relative to its parent or group (4). This value MUST be ignored if **fUsefRelFlipH** is 0x0. The default value for this property is 0x0.

2.3.20 Protection

The **Protection** property set specifies the protection attributes that apply to a shape.

2.3.20.1 Protection Boolean Properties

The **Protection Boolean Properties** specify a 32-bit field of Boolean properties for the protection of the shape.

0	1	2	3	4	5	6	7	8	9	0	1	2	3	4	5	6	7	8	9	0	1	2	3	4	5	6	7	8	9	0	1
opid											unused1						A	B	C	D	E	F	G	H	I	J					
unused2										K	L	M	N	O	P	Q	R	S	T												

opid (2 bytes): An **OfficeArtFOPTEOPID** record, as defined in section [2.2.8](#), that specifies the header for this property. The following table specifies the subfields.

Field	Meaning
opid.opid	A value that MUST be 0x007F.
opid.fBid	A value that MUST be 0x0.
opid.fComplex	A value that MUST be 0x0.

unused1 (6 bits): A value that is undefined and MUST be ignored.

- A - fUsefLockAgainstUngrouping (1 bit):** A bit that specifies whether the **fLockAgainstUngrouping** bit is set. A value of 0x0 specifies that the **fLockAgainstUngrouping** bit MUST be ignored and the default value used instead. The default value of this property is 0x0.
- B - fUsefLockRotation (1 bit):** A bit that specifies whether the **fLockRotation** bit is set. A value of 0x0 specifies that the **fLockRotation** bit MUST be ignored and the default value used instead. The default value of this property is 0x0.
- C - fUsefLockAspectRatio (1 bit):** A bit that specifies whether the **fLockAspectRatio** bit is set. A value of 0x0 specifies that the **fLockAspectRatio** bit MUST be ignored and the default value used instead. The default value of this property is 0x0.
- D - fUsefLockPosition (1 bit):** A bit that specifies whether the **fLockPosition** bit is set. A value of 0x0 specifies that the **fLockPosition** bit MUST be ignored and the default value used instead. The default value of this property is 0x0.
- E - fUsefLockAgainstSelect (1 bit):** A bit that specifies whether the **fLockAgainstSelect** bit is set. A value of 0x0 specifies that the **fLockAgainstSelect** bit MUST be ignored and the default value used instead. The default value of this property is 0x0.
- F - fUsefLockCropping (1 bit):** A bit that specifies whether the **fLockCropping** bit is set. A value of 0x0 specifies that the **fLockCropping** bit MUST be ignored and the default value used instead. The default value of this property is 0x0.
- G - fUsefLockVertices (1 bit):** A bit that specifies whether the **fLockVertices** bit is set. A value of 0x0 specifies that the **fLockVertices** bit MUST be ignored and the default value used instead. The default value of this property is 0x0.
- H - fUsefLockText (1 bit):** A bit that specifies whether the **fLockText** bit is set. A value of 0x0 specifies that the **fLockText** bit MUST be ignored and the default value used instead. The default value of this property is 0x0.

I - fUseLockAdjustHandles (1 bit): A bit that specifies whether the **fLockAdjustHandles** bit is set. A value of 0x0 specifies that the **fLockAdjustHandles** bit MUST be ignored and the default value used instead. The default value of this property is 0x0.

J - fUseLockAgainstGrouping (1 bit): A bit that specifies whether the **fLockAgainstGrouping** bit is set. A value of 0x0 specifies that the **fLockAgainstGrouping** bit MUST be ignored and the default value used instead. The default value of this property is 0x0.

unused2 (6 bits): A value that is undefined and MUST be ignored.

K - fLockAgainstUngrouping (1 bit): A bit that specifies whether a grouped shape is be locked from being ungrouped. This bit MAY [<49>](#) be ignored. This value MUST be ignored if **fUseLockAgainstUngrouping** is 0x0. The default value of this property is 0x0.

L - fLockRotation (1 bit): A bit that specifies whether the rotation of a shape is be locked from being edited. This value MUST be ignored if **fUsefLockRotation** is 0x0. The default value of this property is 0x0.

M - fLockAspectRatio (1 bit): A bit that specifies whether the aspect ratio of a shape is be locked from being edited. This value MUST be ignored if **fUsefLockAspectRatio** is 0x0. The default value of this property is 0x0.

N - fLockPosition (1 bit): A bit that specifies whether the position of a shape is be locked from being edited. This value MUST be ignored if **fUsefLockPosition** is 0x0. The default value of this property is 0x0.

O - fLockAgainstSelect (1 bit): A bit that specifies whether the shape is be locked from being selectable in an editor application. This value MUST be ignored if **fUsefLockAgainstSelect** is 0x0. The default value of this property is 0x0.

P - fLockCropping (1 bit): A bit that specifies whether the cropping of a picture is be locked from being edited. This value MUST be ignored if **fUsefLockCropping** is 0x0. The default value of this property is 0x0.

Q - fLockVertices (1 bit): A bit that specifies whether the vertices of a path is be locked from being edited. This value MUST be ignored if **fUsefLockVertices** is 0x0. The default value of this property is 0x0.

R - fLockText (1 bit): A bit that specifies whether the text that is attached to a shape is be locked from being edited. This value MUST be ignored if **fUsefLockText** is 0x0. The default value of this property is 0x0.

S - fLockAdjustHandles (1 bit): A bit that specifies whether the adjust handles of a shape, as specified by the **pAdjustHandles_complex** property, as defined in section [2.3.6.25](#), is locked from being edited. This value MUST be ignored if **fUsefLockAdjustHandles** is 0x0. The default value of this property is 0x0.

T - fLockAgainstGrouping (1 bit): A bit that specifies whether the shape is locked from being grouped with other shapes. This value MUST be ignored if **fUsefLockAgainstGrouping** is 0x0. The default value of this property is 0x0.

2.3.21 Text

The **Text** property set specifies properties for text that is contained by shapes.

2.3.21.1 ITxid

The **ITxid** property specifies an identifier for the text.

0	1	2	3	4	5	6	7	8	9	10	11	12	13	14	15	16	17	18	19	20	21	22	23	24	25	26	27	28	29	30	31
opid											ITxid																				
...																															

opid (2 bytes): An **OfficeArtFOPTEOPID** record, as defined in section [2.2.8](#), that specifies the header for this property. The following table specifies the subfields.

Field	Meaning
opid.opid	A value that MUST be 0x0080.
opid.fBid	A value that MUST be 0x0.
opid.fComplex	A value that MUST be 0x0.

ITxid (4 bytes): A signed integer that specifies an identifier for the text. This value is determined by the host application. The default value for this property is 0x00000000.

2.3.21.2 dxTextLeft

The **dxTextLeft** property specifies the size of the margin to the left of the text.

0	1	2	3	4	5	6	7	8	9	10	11	12	13	14	15	16	17	18	19	20	21	22	23	24	25	26	27	28	29	30	31
opid											dxTextLeft																				
...																															

opid (2 bytes): An **OfficeArtFOPTEOPID** record, as defined in section [2.2.8](#), that specifies the header for this property. The following table specifies the subfields.

Field	Meaning
opid.opid	A value that MUST be 0x0081.
opid.fBid	A value that MUST be 0x0.
opid.fComplex	A value that MUST be 0x0.

dxTextLeft (4 bytes): A signed integer that specifies the size, in EMUs, of the margin inside the containing shape to the left of the text. This value SHOULD <50> be from 0x00000000 through 0x0132F540, inclusive. The default value for this property is 0x00016530.

2.3.21.3 dyTextTop

The **dyTextTop** property specifies the size of the margin above the text.

0	1	2	3	4	5	6	7	8	9	10	11	12	13	14	15	16	17	18	19	20	21	22	23	24	25	26	27	28	29	30	31
opid											dyTextTop																				
...																															

opid (2 bytes): An **OfficeArtFOPTEOPID** record, as defined in section [2.2.8](#), that specifies the header for this property. The following table specifies the subfields.

Field	Meaning
opid.opid	A value that MUST be 0x0082.
opid.fBid	A value that MUST be 0x0.
opid.fComplex	A value that MUST be 0x0.

dyTextTop (4 bytes): A signed integer that specifies the size, in EMUs, of the margin inside the containing shape above the text. This value SHOULD [<51>](#) be from 0x00000000 through 0x0132F540, inclusive. The default value for this property is 0x0000B298.

2.3.21.4 dxTextRight

The **dxTextRight** property specifies the size of the margin to the right of the text.

0	1	2	3	4	5	6	7	8	9	10	11	12	13	14	15	16	17	18	19	20	21	22	23	24	25	26	27	28	29	30	31
opid											dxTextRight																				
...																															

opid (2 bytes): An **OfficeArtFOPTEOPID** record, as defined in section [2.2.8](#), that specifies the header for this property. The following table specifies the subfields.

Field	Meaning
opid.opid	A value that MUST be 0x0083.
opid.fBid	A value that MUST be 0x0.
opid.fComplex	A value that MUST be 0x0.

dxTextRight (4 bytes): A signed integer that specifies the size, in EMUs, of the margin inside the containing shape to the right of the text. This value SHOULD [<52>](#) be from 0x00000000 through 0x0132F540, inclusive. The default value for this property is 0x00016530.

2.3.21.5 dyTextBottom

The **dyTextBottom** property specifies the size of the margin below the text.

0	1	2	3	4	5	6	7	8	9	10	11	12	13	14	15	16	17	18	19	20	21	22	23	24	25	26	27	28	29	30	31
opid											dyTextBottom																				
...																															

opid (2 bytes): An **OfficeArtFOPTEOPID** record, as defined in section [2.2.8](#), that specifies the header for this property. The following table specifies the subfields.

Field	Meaning
opid.opid	A value that MUST be 0x0084.
opid.fBid	A value that MUST be 0x0.
opid.fComplex	A value that MUST be 0x0.

dyTextBottom (4 bytes): A signed integer that specifies the size, in EMUs, of the margin inside the containing shape below the text. This value SHOULD<53> be from 0x00000000 through 0x0132F540, inclusive. The default value for this property is 0x0000B298.

2.3.21.6 WrapText

The **WrapText** property specifies the type of wrapping that is applied to the text.

0	1	2	3	4	5	6	7	8	9	10	11	12	13	14	15	16	17	18	19	20	21	22	23	24	25	26	27	28	29	30	31
opid											WrapText																				
...																															

opid (2 bytes): An **OfficeArtFOPTEOPID** record, as defined in section [2.2.8](#), that specifies the header for this property. The following table specifies the subfields.

Field	Meaning
opid.opid	A value that MUST be 0x0085.
opid.fBid	A value that MUST be 0x0.
opid.fComplex	A value that MUST be 0x0.

WrapText (4 bytes): An **MSOWRAPMODE** enumeration value, as defined in section [2.4.3](#), specifying the type of wrapping that is applied to the text. The default value for this property is **msowrapSquare**.

2.3.21.7 unused134

The **unused134** property is undefined and MUST be ignored.

0	1	2	3	4	5	6	7	8	9	10	11	12	13	14	15	16	17	18	19	20	21	22	23	24	25	26	27	28	29	30	31
opid											unused134																				
...																															

opid (2 bytes): An **OfficeArtFOPTEOPID** record, as defined in section [2.2.8](#), that specifies the header for this property. The following table specifies the subfields.

Field	Meaning
opid.opid	A value that MUST be 0x0086.
opid.fBid	A value that MUST be 0x0.
opid.fComplex	A value that MUST be 0x0.

unused134 (4 bytes): A value that is undefined and MUST be ignored.

2.3.21.8 anchorText

The **anchorText** property specifies the type of anchor that is applied to the text. This value MAY [<54>](#) be used.

0	1	2	3	4	5	6	7	8	9	10	11	12	13	14	15	16	17	18	19	20	21	22	23	24	25	26	27	28	29	30	31
opid											anchorText																				
...																															

opid (2 bytes): An **OfficeArtFOPTEOPID** record, as defined in section [2.2.8](#), that specifies the header for this property. The following table specifies the subfields.

Field	Meaning
opid.opid	A value that MUST be 0x0087.
opid.fBid	A value that MUST be 0x0.
opid.fComplex	A value that MUST be 0x0.

anchorText (4 bytes): An **MSOANCHOR** enumeration value, as defined in section [2.4.4](#), specifying the type of anchor that is applied to the text. The default value for this property is **msoanchorTop**.

2.3.21.9 txflTextFlow

The **txflTextFlow** property specifies the type of flow that is applied to the text.

0	1	2	3	4	5	6	7	8	9	10	11	12	13	14	15	16	17	18	19	20	21	22	23	24	25	26	27	28	29	30	31
opid											txflTextFlow																				
...																															

opid (2 bytes): An **OfficeArtFOPTEOPID** record, as defined in section [2.2.8](#), that specifies the header for this property. The following table specifies the subfields.

Field	Meaning
opid.opid	A value that MUST be 0x0088.
opid.fBid	A value that MUST be 0x0.
opid.fComplex	A value that MUST be 0x0.

txflTextFlow (4 bytes): An **MSOTXFL** enumeration value, as defined in section [2.4.5](#), specifying the type of flow that is applied to the text. The default value for this property is **msotxflHorzN**.

2.3.21.10 cdirFont

The **cdirFont** property specifies the rotation that is applied to the text. This property MAY [<55>](#) be used.

0	1	2	3	4	5	6	7	8	9	10	11	12	13	14	15	16	17	18	19	20	21	22	23	24	25	26	27	28	29	30	31
opid											cdirFont																				
...																															

opid (2 bytes): An **OfficeArtFOPTEOPID** record, as defined in section [2.2.8](#), that specifies the header for this property. The following table specifies the subfields.

Field	Meaning
opid.opid	A value that MUST be 0x0089.
opid.fBid	A value that MUST be 0x0.
opid.fComplex	A value that MUST be 0x0.

cdirFont (4 bytes): An **MSOCDIR** enumeration value, as defined in section [2.4.6](#), specifying the rotation that is applied to the text. The default value for this property is **msocdir0**.

2.3.21.11 hspNext

The **hspNext** property specifies the next shape in a sequence of linked shapes. This property MAY<56> be used.

0	1	2	3	4	5	6	7	8	9	10	11	12	13	14	15	16	17	18	19	20	21	22	23	24	25	26	27	28	29	30	31
opid											hspNext																				
...																															

opid (2 bytes): An **OfficeArtFOPTEOPID** record, as defined in section [2.2.8](#), that specifies the header for this property. The following table specifies the subfields.

Field	Meaning
opid.opid	A value that MUST be 0x008A.
opid.fBid	A value that MUST be 0x0.
opid.fComplex	A value that MUST be 0x0.

hspNext (4 bytes): A value of type **MSOSPID**, as defined in section [2.1.2](#), that specifies the next shape in a sequence of linked shapes. The default value for this property is 0x00000000.

2.3.21.12 txdir

The **txdir** property specifies the direction of the text. This property MAY<57> be used.

0	1	2	3	4	5	6	7	8	9	10	11	12	13	14	15	16	17	18	19	20	21	22	23	24	25	26	27	28	29	30	31
opid											txdir																				
...																															

opid (2 bytes): An **OfficeArtFOPTEOPID** record, as defined in section [2.2.8](#), that specifies the header for this property. The following table specifies the subfields.

Field	Meaning
opid.opid	A value that MUST be 0x008B.
opid.fBid	A value that MUST be 0x0.
opid.fComplex	A value that MUST be 0x0.

txdir (4 bytes): An **MSOTXDIR** enumeration value, as defined in section [2.4.7](#), that specifies the direction of the text. The default value for this property is **msotxdirLTR**.

2.3.21.13 unused140

The **unused140** property is undefined and MUST be ignored.

0	1	2	3	4	5	6	7	8	9	10	11	12	13	14	15	16	17	18	19	20	21	22	23	24	25	26	27	28	29	30	31
opid																unused140															
...																															

opid (2 bytes): An **OfficeArtFOPTEOPID** record, as defined in section [2.2.8](#), that specifies the header for this property. The following table specifies the subfields.

Field	Meaning
opid.opid	A value that MUST be 0x008C.
opid.fBid	A value that MUST be 0x0.
opid.fComplex	A value that MUST be 0x0.

unused140 (4 bytes): A value that is undefined and MUST be ignored.

2.3.21.14 unused141

The **unused141** property is undefined and MUST be ignored.

0	1	2	3	4	5	6	7	8	9	10	11	12	13	14	15	16	17	18	19	20	21	22	23	24	25	26	27	28	29	30	31
opid																unused141															
...																															

opid (2 bytes): An **OfficeArtFOPTEOPID** record, as defined in section [2.2.8](#), that specifies the header for this property. The following table specifies the subfields.

Field	Meaning
opid.opid	A value that MUST be 0x008D.
opid.fBid	A value that MUST be 0x0.
opid.fComplex	A value that MUST be 0x0.

unused141 (4 bytes): A value that is undefined and MUST be ignored.

2.3.21.15 Text Boolean Properties

The **Text Boolean Properties** specify a 32-bit field of Boolean properties for the text that is contained by a shape.

0	1	2	3	4	5	6	7	8	9	10	11	12	13	14	15	16	17	18	19	20	21	22	23	24	25	26	27	28	29	30	31
opid											unused1											A	B	C	D	E					
unused4											F	G	H	I	J																

opid (2 bytes): An **OfficeArtFOPTEOPID** record, as defined in section [2.2.8](#), that specifies the header for this property. The following table specifies the subfields.

Field	Meaning
opid.opid	A value that MUST be 0x00BF.
opid.fBid	A value that MUST be 0x0.
opid.fComplex	A value that MUST be 0x0.

unused1 (11 bits): A value that is undefined and MUST be ignored.

A - fUsefSelectText (1 bit): A bit that specifies whether the **fSelectText** bit is set. A value of 0x0 specifies that the **fSelectText** bit MUST be ignored and the default value used instead. The default value of this property is 0x0.

B - fUsefAutoTextMargin (1 bit): A bit that specifies whether the **fAutoTextMargin** bit is set. A value of 0x0 specifies that the **fAutoTextMargin** bit MUST be ignored and the default value used instead. The default value of this property is 0x0.

C - unused2 (1 bit): A value that is undefined and MUST be ignored.

D - fUsefFitShapeToText (1 bit): A bit that specifies whether the **fFitShapeToText** bit is set. A value of 0x0 specifies that the **fFitShapeToText** bit MUST be ignored and the default value used instead. The default value of this property is 0x0.

E - unused3 (1 bit): A value that is undefined and MUST be ignored.

unused4 (11 bits): A value that is undefined and MUST be ignored.

F - fSelectText (1 bit): A bit that specifies whether the containing shape SHOULD [<58>](#) enter a text editing mode when the user clicks the contained text area. A value of 0x0 specifies that a single click selects the shape and that a second click will enter a text editing mode. This value MUST be ignored if **fUsefSelectText** is 0x0. The default value of this property is 0x1.

G - fAutoTextMargin (1 bit): A bit that specifies whether the containing shape SHOULD [<59>](#) use a set of default internal margins for text on shapes. A value of 0x0 specifies that the internal margins of the containing shape will assume the values that are specified by the [dxTextLeft](#), [dyTextTop](#), [dxTextRight](#), and [dyTextBottom](#) properties in the containing **OfficeArtRGFOPE** record, as defined in section [2.3.1](#), using the default for any of these values that are not specified. This value MUST be ignored if **fUsefAutoTextMargin** is 0x0. The default value of this property is 0x0.

H - unused5 (1 bit): A value that is undefined and MUST be ignored.

I - fFitShapeToText (1 bit): A bit that specifies whether the containing shape SHOULD [adjust its dimensions to fit its contained text](#). This value MUST be ignored if **fUseFitShapeToText** is 0x0. The default value of this property is 0x0.

J - unused6 (1 bit): A value that is undefined and MUST be ignored.

2.3.22 Geometry Text

The **Geometry Text** property set specifies text that is drawn to follow the geometry of the shape containing it, as opposed to text box text, which uses the geometry of the shape as a bounding rectangle. A shape SHOULD NOT have both **geometry text** and text for a text box.

2.3.22.1 gtextUNICODE

The **gtextUNICODE** property specifies the text for this shape's geometry text.

0	1	2	3	4	5	6	7	8	9	10	11	12	13	14	15	16	17	18	19	20	21	22	23	24	25	26	27	28	29	30	31
opid																gtextUNICODE															
...																															

opid (2 bytes): An **OfficeArtFOPTEOPID** record, as defined in section [2.2.8](#), that specifies the header for this property. The following table specifies the subfields.

Field	Meaning
opid.opid	A value that MUST be 0x00C0.
opid.fBid	A value that is undefined and MUST be ignored.
opid.fComplex	A bit that indicates whether the gtextUNICODE_complex property, as defined in section 2.3.22.2 , exists. If the value equals 0x1, gtextUNICODE_complex MUST exist.

gtextUNICODE (4 bytes): The number of bytes of data in the **gtextUNICODE_complex** property. If **opid.fComplex** equals 0x0, this value MUST be 0x00000000. The default value for this property is 0x00000000.

2.3.22.2 gtextUNICODE_complex

The **gtextUNICODE_complex** property specifies additional data for the **gtextUNICODE** property, as defined in section [2.3.22.1](#). If the **opid.fComplex** bit of **gtextUNICODE** equals 0x1, this property MUST exist.

0	1	2	3	4	5	6	7	8	9	10	11	12	13	14	15	16	17	18	19	20	21	22	23	24	25	26	27	28	29	30	31
gtextUNICODE_complex (variable)																															
...																															

gtextUNICODE_complex (variable): A null-terminated Unicode string that specifies the text to show.

2.3.22.3 gtextAlign

The **gtextAlign** property specifies how geometry text is aligned on this shape.

0	1	2	3	4	5	6	7	8	9	10	11	12	13	14	15	16	17	18	19	20	21	22	23	24	25	26	27	28	29	30	31
opid																gtextAlign															
...																															

opid (2 bytes): An **OfficeArtFOPTEOPID** record, as defined in section [2.2.8](#), that specifies the header for this property. The following table specifies the subfields.

Field	Meaning
opid.opid	A value that MUST be 0x00C2.
opid.fBid	A value that MUST be 0x0.
opid.fComplex	A value that MUST be 0x0.

gtextAlign (4 bytes): An unsigned integer that specifies how geometry text is aligned on this shape. The alignment is applicable only if space remains after laying out a line of text along the geometry of the shape. The curve on which a single line of text is laid out is known as the path of that text. The allowed values are shown in the following table. The default value for this property is **msoalignTextCenter**.

Name	Value	Meaning
msoalignTextStretch	0x00000000	Text SHOULD 61 be stretched to fill the entire length of the path: Multiple Lines of Text
msoalignTextCenter	0x00000001	Text is centered along the length of the path: Multiple Lines of Text
msoalignTextLeft	0x00000002	Text is placed at the beginning of the path:

Name	Value	Meaning
		Multiple Lines of Text
msoalignTextRight	0x00000003	Text is placed at the end of the path: Multiple Lines of Text
msoalignTextLetterJust	0x00000004	Spacing between individual letters SHOULD <62> be added so that the letters fill the entire path: Multiple Lines o f T e x t
msoalignTextWordJust	0x00000005	Spacing between individual words SHOULD <63> be added so that the words fill the entire path: Multiple Lines of Text

2.3.22.4 gtextSize

The **gtextSize** property specifies the font size, in points, of the geometry text for this shape.

0	1	2	3	4	5	6	7	8	9	1	0	1	2	3	4	5	6	7	8	9	2	0	1	2	3	4	5	6	7	8	9	3	0	1
opid										gtextSize																								
...																																		

opid (2 bytes): An **OfficeArtFOPTEOPID** record, as defined in section [2.2.8](#), that specifies the header for this property. The following table specifies the subfields.

Field	Meaning
opid.opid	A value that MUST be 0x00C3.
opid.fBid	A value that MUST be 0x0.
opid.fComplex	A value that MUST be 0x0.

gtextSize (4 bytes): A value of type **FixedPoint**, as specified in [\[MS-OSHARED\]](#) section 2.2.1.6, that specifies the font size, in points, of the geometry text for this shape. This value MUST be greater than or equal to 0x00000000. The default value for this property is 0x00240000.

2.3.22.5 gtextSpacing

The **gtextSpacing** property specifies the amount of spacing between characters in the text.

0	1	2	3	4	5	6	7	8	9	10	11	12	13	14	15	16	17	18	19	20	21	22	23	24	25	26	27	28	29	30	31
opid																gtextSpacing															
...																															

opid (2 bytes): An **OfficeArtFOPTEOPID** record, as defined in section [2.2.8](#), that specifies the header for this property. The following table specifies the subfields.

Field	Meaning
opid.opid	A value that MUST be 0x00C4.
opid.fBid	A value that MUST be 0x0.
opid.fComplex	A value that MUST be 0x0.

gtextSpacing (4 bytes): A value of type **FixedPoint**, as specified in [\[MS-OSHARED\]](#) section 2.2.1.6, that specifies a scaling factor to apply to the spacing between characters in the geometry text for this shape. The quantity to which the scaling factor is applied is specified by the **gtextFTight** bit of the [Geometry Text Boolean Properties](#) for this shape. This value MUST be greater than or equal to 0x00000000 and less than or equal to 0x00050000. A value of 0x00010000 means that no scaling is necessary. The default value for this property is 0x00010000.

2.3.22.6 gtextFont

The **gtextFont** property specifies the font to use for the text.

0	1	2	3	4	5	6	7	8	9	10	11	12	13	14	15	16	17	18	19	20	21	22	23	24	25	26	27	28	29	30	31
opid																gtextFont															

...

opid (2 bytes): An **OfficeArtFOPTEOPID** record, as defined in section [2.2.8](#), that specifies the header for this property. The following table specifies the subfields.

Field	Meaning
opid.opid	A value that MUST be 0x00C5.
opid.fBid	A value that is undefined and MUST be ignored.
opid.fComplex	A bit that indicates whether the gtextFont_complex property, as defined in section 2.3.22.7 , exists. If the value equals 0x1, gtextFont_complex MUST exist.

gtextFont (4 bytes): The number of bytes of data in the **gtextFont_complex** property. If **opid.fComplex** equals 0x0, this value MUST be 0x00000000. The default value for this property is an empty string.

2.3.22.7 gtextFont_complex

The **gtextFont_complex** property specifies additional data for the **gtextFont** property, as defined in section [2.3.22.6](#). If the **opid.fComplex** bit of **gtextFont** equals 0x1, this property MUST exist.

0	1	2	3	4	5	6	7	8	9	1	0	1	2	3	4	5	6	7	8	9	2	0	1	2	3	4	5	6	7	8	9	3	0	1
gtextFont_complex (variable)																																		
...																																		

gtextFont_complex (variable): A null-terminated Unicode string that specifies the font name to use for this text.

2.3.22.8 gtextCSSFont

The **gtextCSSFont** property specifies extra font information, beyond the single font in the **gtextFont_complex** property, as defined in section [2.3.22.7](#). This property SHOULD [<64>](#) be used so that on conversion to and from HTML, the correct font information will be preserved.

0	1	2	3	4	5	6	7	8	9	1	0	1	2	3	4	5	6	7	8	9	2	0	1	2	3	4	5	6	7	8	9	3	0	1
opid											gtextCSSFont																							
...																																		

opid (2 bytes): An **OfficeArtFOPTEOPID** record, as defined in section [2.2.8](#), that specifies the header for this property. The following table specifies the subfields.

Field	Meaning
opid.opid	A value that MUST be 0x00C6.
opid.fBid	A value that is undefined and MUST be ignored.
opid.fComplex	A bit that indicates whether the gtextCSSFont_complex property, as defined in section 2.3.22.9 , exists. If the value equals 0x1, gtextCSSFont_complex MUST exist.

gtextCSSFont (4 bytes): The number of bytes of data in the **gtextCSSFont_complex** property. If **opid.fComplex** equals 0x0, this value MUST be 0x00000000. The default value for this property is 0x00000000.

2.3.22.9 gtextCSSFont_complex

The **gtextCSSFont_complex** property specifies additional data for the **gtextCSSFont** property, as defined in section [2.3.22.8](#). If the **opid.fComplex** bit of **gtextCSSFont** equals 0x1, this property MUST exist.

0	1	2	3	4	5	6	7	8	9	10	11	12	13	14	15	16	17	18	19	20	21	22	23	24	25	26	27	28	29	30	31
gtextCSSFont_complex (variable)																															
...																															

gtextCSSFont_complex (variable): A null-terminated Unicode string that specifies extra font information, beyond the font that is stored in the **gTextFont_complex** property, as defined in section [2.3.22.7](#), for this shape. The string contains a comma-delimited list of font-family names and generic font-family names, according to the **font** or **font-family** property as specified in [\[CSS-LEVEL2\]](#), minus the first value in that string. The first value is stored instead in the **gtextFont_complex** property. The font names are always enclosed by double quotation marks.

2.3.22.10 Geometry Text Boolean Properties

The **Geometry Text Boolean Properties** specify a 32-bit field of Boolean values for text that is drawn with visual effects.

0	1	2	3	4	5	6	7	8	9	10	11	12	13	14	15	16	17	18	19	20	21	22	23	24	25	26	27	28	29	30	31
opid																A	B	C	D	E	F	G	H	I	J	K	L	M	N	O	P
Q	R	S	T	U	V	W	X	Y	Z	a	b	c	d	e	f																


opid (2 bytes): An **OfficeArtFOPTEOPID** record, as defined in section [2.2.8](#), that specifies the header for this property. The following table specifies the subfields.

Field	Meaning
opid.opid	A value that MUST be 0x00FF.
opid.fBid	A value that MUST be 0x0.
opid.fComplex	A value that MUST be 0x0.

- A - fUsegtextFReverseRows (1 bit):** A bit that specifies whether the **gtextFReverseRows** bit is set. A value of 0x0 specifies that the **gtextFReverseRows** bit MUST be ignored and the default value used instead. The default value of this property is 0x0.
- B - fUsefGtext (1 bit):** A bit that specifies whether the **fGtext** bit is set. A value of 0x0 specifies that the **fGtext** bit MUST be ignored and the default value used instead. The default value of this property is 0x0.
- C - fUsegtextFVertical (1 bit):** A bit that specifies whether the **gtextFVertical** bit is set. A value of 0x0 specifies that the **gtextFVertical** bit MUST be ignored and the default value used instead. The default value of this property is 0x0.
- D - fUsegtextFKern (1 bit):** A bit that specifies whether the **gtextFKern** bit is set. A value of 0x0 specifies that the **gtextFKern** bit MUST be ignored and the default value used instead. The default value of this property is 0x0.
- E - fUsegtextFTight (1 bit):** A bit that specifies whether the **gtextFTight** bit is set. A value of 0x0 specifies that the **gtextFTight** bit MUST be ignored and the default value used instead. The default value of this property is 0x0.
- F - fUsegtextFStretch (1 bit):** A bit that specifies whether the **gtextFStretch** bit is set. A value of 0x0 specifies that the **gtextFStretch** bit MUST be ignored and the default value used instead. The default value of this property is 0x0.
- G - fUsegtextFShrinkFit (1 bit):** A bit that specifies whether the **gtextFShrinkFit** bit is set. A value of 0x0 specifies that the **gtextFShrinkFit** bit MUST be ignored and the default value used instead. The default value of this property is 0x0.
- H - fUsegtextFBestFit (1 bit):** A bit that specifies whether the **gtextFBestFit** bit is set. A value of 0x0 specifies that the **gtextFBestFit** bit MUST be ignored and the default value used instead. The default value of this property is 0x0.
- I - fUsegtextFNormalize (1 bit):** A bit that specifies whether the **gtextFNormalize** bit is set. A value of 0x0 specifies that the **gtextFNormalize** bit MUST be ignored and the default value used instead. The default value of this property is 0x0.
- J - fUsegtextFDxMeasure (1 bit):** A bit that specifies whether the **gtextFDxMeasure** bit is set. A value of 0x0 specifies that the **gtextFDxMeasure** bit MUST be ignored and the default value used instead. The default value of this property is 0x0.
- K - fUsegtextFBold (1 bit):** A bit that specifies whether the **gtextFBold** bit is set. A value of 0x0 specifies that the **gtextFBold** bit MUST be ignored and the default value used instead. The default value of this property is 0x0.
- L - fUsegtextFItalic (1 bit):** A bit that specifies whether the **gtextFItalic** bit is set. A value of 0x0 specifies that the **gtextFItalic** bit MUST be ignored and the default value used instead. The default value of this property is 0x0.



- M - fUsegtextUnderline (1 bit):** A bit that specifies whether the **gtextUnderline** bit is set. A value of 0x0 specifies that the **gtextUnderline** bit MUST be ignored and the default value used instead. The default value of this property is 0x0.
- N - fUsegtextFShadow (1 bit):** A bit that specifies whether the **gtextFShadow** bit is set. A value of 0x0 specifies that the **gtextFShadow** bit MUST be ignored and the default value used instead. The default value of this property is 0x0.
- O - fUsegtextFSmallcaps (1 bit):** A bit that specifies whether the **gtextFSmallcaps** bit is set. A value of 0x0 specifies that the **gtextFSmallcaps** bit MUST be ignored and the default value used instead. The default value of this property is 0x0.
- P - fUsegtextFStrikethrough (1 bit):** A bit that specifies whether the **gtextFStrikethrough** bit is set. A value of 0x0 specifies that the **gtextFStrikethrough** bit MUST be ignored and the default value used instead. The default value of this property is 0x0.
- Q - gtextFReverseRows (1 bit):** A bit that specifies whether the order in which lines of geometry text are laid out SHOULD<65> be reversed. This bit is applicable only if the geometry text is vertically oriented, as specified by **gtextFVertical**; otherwise, it MAY be any value. This value MUST be ignored if **fUsegtextFReverseRows** is 0x0. The default value of this property is 0x0.
- R - fGtext (1 bit):** A bit that specifies whether this shape has geometry text. If **fGtext** is 0x1, the **gtextUNICODE_complex** property, as defined in section 2.3.22.2, MUST exist. This value MUST be ignored if **fUsefGtext** is 0x0. The default value of this property is 0x0.
- S - gtextFVertical (1 bit):** A bit that specifies whether the characters of the geometry text for this shape are laid out vertically rather than horizontally. This value MUST be ignored if **fUsegtextFVertical** is 0x0. The default value of this property is 0x0.
- T - gtextFKern (1 bit):** A bit that specifies whether the geometry text of this shape SHOULD<66> use kerning. This value MUST be ignored if **fUsegtextFKern** is 0x0. The default value of this property is 0x0.
- U - gtextFTight (1 bit):** A bit that specifies the quantity that the scaling factor, as specified by the **gtextSpacing** property, SHOULD<67> be applied to. The following table describes the effect of each value for this bit. This value MUST be ignored if **fUsegtextFTight** is 0x0. The default value of this property is 0x0.

Value	Meaning
0x0	Tightening—the value of gtextSpacing is used to scale the character advance width, as shown in the following figure.

Value	Meaning
	 <p>The <i>A</i> spacing is the width to add to the current position before placing the character. The <i>B</i> spacing is the width of the character itself. The <i>C</i> spacing is the white space to the right of the character. The total advance width is determined by calculating the sum of $A+B+C$. Because characters can overhang or underhang the character cell, either or both of the <i>A</i> and <i>C</i> increments can be negative numbers.</p>
0x1	Tracking—the value of gtextSpacing is used to scale the amount of spacing between the characters.

V - gtextFStretch (1 bit): A bit that specifies whether the geometry text of this shape SHOULD<68> be stretched to fit the bounding rectangle of the container. This value MUST be ignored if **fUsegtextFStretch** is 0x0. The default value of this property is 0x0.

W - gtextFShrinkFit (1 bit): A bit that specifies whether the bounding rectangle of the geometry text SHOULD<69> be measured according to the bounding rectangle of the characters that are used in the string, rather than according to the bounding rectangle of the characters in the font. The following table shows the effect of this bit on the bounding rectangle of the geometry text. This bit is applicable only if **gtextFStretch** is 0x1 and **fUsegtextFStretch** is 0x1; otherwise, it MAY be any value. This value MUST be ignored if **fUsegtextFShrinkFit** is 0x0.

Value	Meaning
0x0	<p>The bounding rectangle of the geometry text is measured according to the bounding rectangle of the characters in the font.</p> 
0x1	<p>The bounding rectangle of the geometry text is measured according to the bounding rectangle of the characters that are used in the string.</p> 

X - gtextFBestFit (1 bit): A bit that specifies whether the geometry text SHOULD<70> be stretched to fill the entire line. Stretching occurs in the same direction as the orientation of the geometry text, as specified by **gtextFVertical**. This bit is applicable only if **gtextFStretch**

is 0x0 or **fUsegtextFStretch** is 0x0; otherwise, it MAY be any value. This value MUST be ignored if **fUsegtextFBestFit** is 0x0. The default value of this property is 0x0.

Y - gtextFNormalize (1 bit): A bit that specifies whether every character in the geometry text is adjusted to fill the available space for that character. The definition of the available space varies based on the text orientation, as specified by **gtextFVertical**. The following table shows how the text orientation affects the normalization of the text. This value MUST be ignored if **fUsegtextFNormalize** is 0x0.

Text orientation	Original text	Normalized text
Horizontal	Sample	sample
Vertical	S a m p l e	s a m p l e

Z - gtextFDxMeasure (1 bit): A bit that specifies whether the distance that is used to calculate the amount to warp text along the geometry of this shape SHOULD use only the x component rather a combination of the x and y components. This value MUST be ignored if **fUsegtextFDxMeasure** is 0x0. The default value of this property is 0x0.

a - gtextFBold (1 bit): A bit that specifies whether this geometry text uses bold text. This value MUST be ignored if **fUsegtextFBold** is 0x0. The default value of this property is 0x0.

b - gtextFItalic (1 bit): A bit that specifies whether this geometry text uses italics. This value MUST be ignored if **fUsegtextFItalic** is 0x0. The default value of this property is 0x0.

c - gtextFUnderline (1 bit): A bit that specifies whether this geometry text uses an underline effect on the text characters. This value MAY be ignored. This value MUST be ignored if **fUsegtextFUnderline** is 0x0. The default value of this property is 0x0.

d - gtextFShadow (1 bit): A bit that specifies whether this geometry text uses a shadow effect on the text characters. This value SHOULD be ignored. This value MUST be ignored if **fUsegtextFShadow** is 0x0. The default value of this property is 0x0.

e - gtextFSmallcaps (1 bit): A bit that specifies whether this geometry text shows every character in uppercase, with the lowercase characters in the text being smaller-sized versions of their uppercase counterparts. This value MAY be ignored. This value MUST be ignored if **fUsegtextFSmallcaps** is 0x0. The default value of this property is 0x0.

f - gtextFStrikethrough (1 bit): A bit that specifies whether this geometry text has strikethrough formatting. This value MAY be ignored. This value MUST be ignored if **fUsegtextFStrikethrough** is 0x0. The default value of this property is 0x0.

2.3.23 Blip

The **Blip** property set specifies the visual attributes of a picture shape.

2.3.23.1 cropFromTop

The **cropFromTop** property specifies the location of the top of the **crop** rectangle.

0	1	2	3	4	5	6	7	8	9	10	11	12	13	14	15	16	17	18	19	20	21	22	23	24	25	26	27	28	29	30	31
opid																cropFromTop															
...																															

opid (2 bytes): An **OfficeArtFOPTEOPID** record, as defined in section [2.2.8](#), that specifies the header for this property. The following table specifies the subfields.

Field	Meaning
opid.opid	A value that MUST be 0x0100.
opid.fBid	A value that MUST be 0x0.
opid.fComplex	A value that MUST be 0x0.

cropFromTop (4 bytes): A value of type **FixedPoint**, as specified in [\[MS-OSHARED\]](#) section 2.2.1.6, that specifies the location, expressed as a fraction of the image height, of the top of the crop rectangle. A value of 0x00000000 specifies that the top of the image is uncropped. Positive values specify cropping into the image. Negative values specify cropping out from the image. The default value for this property is 0x00000000.

2.3.23.2 cropFromBottom

The **cropFromBottom** property specifies the location of the bottom of the crop rectangle.

0	1	2	3	4	5	6	7	8	9	10	11	12	13	14	15	16	17	18	19	20	21	22	23	24	25	26	27	28	29	30	31
opid																cropFromBottom															
...																															

opid (2 bytes): An **OfficeArtFOPTEOPID** record, as defined in section [2.2.8](#), that specifies the header for this property. The following table specifies the subfields.

Field	Meaning
opid.opid	A value that MUST be 0x0101.
opid.fBid	A value that MUST be 0x0.

Field	Meaning
opid.fComplex	A value that MUST be 0x0.

cropFromBottom (4 bytes): A value of type **FixedPoint**, as specified in [\[MS-OSHARED\]](#) section 2.2.1.6, that specifies the location, expressed as a fraction of the image height, of the bottom of the crop rectangle. A value of 0x00000000 specifies that the bottom of the image is uncropped. Positive values specify cropping into the image. Negative values specify cropping out from the image. The default value for this property is 0x00000000.

2.3.23.3 cropFromLeft

The **cropFromLeft** property specifies the location of the left side of the crop rectangle.

0	1	2	3	4	5	6	7	8	9	10	11	12	13	14	15	16	17	18	19	20	21	22	23	24	25	26	27	28	29	30	31
opid																cropFromLeft															
...																															

opid (2 bytes): An **OfficeArtFOPTEOPID** record, as defined in section [2.2.8](#), that specifies the header for this property. The following table specifies the subfields.

Field	Meaning
opid.opid	A value that MUST be 0x0102.
opid.fBid	A value that MUST be 0x0.
opid.fComplex	A value that MUST be 0x0.

cropFromLeft (4 bytes): A value of type **FixedPoint**, as specified in [\[MS-OSHARED\]](#) section 2.2.1.6, that specifies the location, expressed as a fraction of the image width, of the left side of the crop rectangle. A value of 0x00000000 specifies that the left side of the image is uncropped. Positive values specify cropping into the image. Negative values specify cropping out from the image. The default value for this property is 0x00000000.

2.3.23.4 cropFromRight

The **cropFromRight** property specifies the location of the right side of the crop rectangle.

0	1	2	3	4	5	6	7	8	9	10	11	12	13	14	15	16	17	18	19	20	21	22	23	24	25	26	27	28	29	30	31
opid																cropFromRight															
...																															

opid (2 bytes): An **OfficeArtFOPTEOPID** record, as defined in section [2.2.8](#), that specifies the header for this property. The following table specifies the subfields.

Field	Meaning
opid.opid	A value that MUST be 0x0103.
opid.fBid	A value that MUST be 0x0.
opid.fComplex	A value that MUST be 0x0.

cropFromRight (4 bytes): A value of type **FixedPoint**, as specified in [\[MS-OSHARED\]](#) section 2.2.1.6, that specifies the location of the right side, expressed as a fraction of the image width, of the crop rectangle. A value of 0x00000000 specifies that the right side of the image is uncropped. Positive values specify cropping into the image. Negative values specify cropping out from the image. The default value for this property is 0x00000000.

2.3.23.5 pib

The **pib** property specifies which BLIP in the **OfficeArtBStoreContainer** record, as defined in section [2.2.20](#), to display in the picture shape.

0	1	2	3	4	5	6	7	8	9	0	1	2	3	4	5	6	7	8	9	0	1	2	3	4	5	6	7	8	9	0	1		
opid															pib																		
...																																	

opid (2 bytes): An **OfficeArtFOPTEOPID** record, as defined in section [2.2.8](#), that specifies the header for this property. The following table specifies the subfields.

Field	Meaning
opid.opid	A value that MUST be 0x0104.
opid.fBid	A value that MUST be 0x1 if fComplex equals 0x0. Otherwise, this value MUST be ignored. If this record is contained in an OfficeArtInlineSpContainer record, as defined in section 2.2.15 , then the value MUST be ignored.
opid.fComplex	A bit that indicates whether the pib_complex property, as defined in section 2.3.23.6 , exists. If the value equals 0x1, pib_complex MUST exist. If this record is contained in an OfficeArtInlineSpContainer record then the value MUST be ignored.

pib (4 bytes): An unsigned integer that specifies the BLIP to display in the picture shape. The value of **opid.fComplex** determines the meaning of this field, as specified in the following table. The default value for this property is 0x00000000. If this record is contained in an **OfficeArtInlineSpContainer** record then the value MUST be ignored.

Value of opid.fComplex	Meaning of pib field
0x0	Specifies a one-based index into the rgfb array of the OfficeArtBStoreContainer record, as defined in section 2.2.20 . A value of 0x00000000 MUST be ignored.

Value of opid.fComplex	Meaning of pib field
0x1	Specifies the number of bytes of data in the pib_complex property, as defined in section 2.3.23.6 .

2.3.23.6 **pib_complex**

The **pib_complex** property specifies additional data for the **pib** property, as defined in section [2.3.23.5](#). If the **opid.fComplex** bit of the **pib** equals 0x1, this property MUST exist.

0	1	2	3	4	5	6	7	8	9	1	0	1	2	3	4	5	6	7	8	9	2	0	1	2	3	4	5	6	7	8	9	3	0	1
pib_complex (variable)																																		
...																																		

pib_complex (variable): An **OfficeArtBlip** record, as defined in section [2.2.23](#), that specifies the BLIP to display in the picture shape.

2.3.23.7 **pibName**

The **pibName** property specifies the comment, file name, or URL, as specified by the **pibFlags** property, as defined in section [2.3.23.9](#), for this BLIP.

0	1	2	3	4	5	6	7	8	9	1	0	1	2	3	4	5	6	7	8	9	2	0	1	2	3	4	5	6	7	8	9	3	0	1
opid																pibName																		
...																																		

opid (2 bytes): An **OfficeArtFOPTEOPID** record, as defined in section [2.2.8](#), that specifies the header for this property. The following table specifies the subfields.

Field	Meaning
opid.opid	A value that MUST be 0x0105.
opid.fBid	A value that is undefined and MUST be ignored.
opid.fComplex	A bit that indicates whether the pibName_complex property, as defined in section 2.3.23.8 , exists. If the value equals 0x1, pibName_complex MUST exist.

pibName (4 bytes): The number of bytes of data in the **pibName_complex** property. This value MUST be 0x00000000 if **opid.fComplex** is 0x0. The default value for this property is 0x00000000.

2.3.23.8 pibName_complex

The **pibName_complex** property specifies additional data for the **pibName** property, as defined in section [2.3.23.7](#). If the **opid.fComplex** bit of **pibName** equals 0x1, this property MUST exist.

0	1	2	3	4	5	6	7	8	9	10	11	12	13	14	15	16	17	18	19	20	21	22	23	24	25	26	27	28	29	30	31
pibName_complex (variable)																															
...																															

pibName_complex (variable): A null-terminated Unicode string that specifies the comment, file name, or URL, as specified by the **pibFlags** property, as defined in section [2.3.23.9](#), for the BLIP.

2.3.23.9 pibFlags

The **pibFlags** property specifies a set of flags that relate to the usage of the BLIP.

0	1	2	3	4	5	6	7	8	9	10	11	12	13	14	15	16	17	18	19	20	21	22	23	24	25	26	27	28	29	30	31
opid										pibFlags																					
...																															

opid (2 bytes): An **OfficeArtFOPTEOPID** record, as defined in section [2.2.8](#), that specifies the header for this property. The following table specifies the subfields.

Field	Meaning
opid.opid	A value that MUST be 0x0106.
opid.fBid	A value that MUST be 0x0.
opid.fComplex	A value that MUST be 0x0.

pibFlags (4 bytes): An **MSOBLIPFLAGS** enumeration value, as defined in section [2.4.8](#), that specifies how to interpret the **pibName_complex** property, as defined in section [2.3.23.8](#), and other properties of the BLIP to display. The default value for this property is **msoblipflagComment**.

2.3.23.10 pictureTransparent

The **pictureTransparent** property specifies the transparent pixel color.

0	1	2	3	4	5	6	7	8	9	10	11	12	13	14	15	16	17	18	19	20	21	22	23	24	25	26	27	28	29	30	31
opid										pictureTransparent																					

...

opid (2 bytes): An **OfficeArtFOPTEOPID** record, as defined in section [2.2.8](#), that specifies the header for this property. The following table specifies the subfields.

Field	Meaning
opid.opid	A value that MUST be 0x0107.
opid.fBid	A value that MUST be 0x0.
opid.fComplex	A value that MUST be 0x0.

pictureTransparent (4 bytes): An **OfficeArtCOLORREF** record, as defined in section [2.2.2](#), that specifies the color value that is treated as transparent. The default value for this property is 0xFFFFFFFF.

2.3.23.11 pictureContrast

The **pictureContrast** property specifies the contrast modification for the picture.

0	1	2	3	4	5	6	7	8	9	10	11	12	13	14	15	16	17	18	19	20	21	22	23	24	25	26	27	28	29	30	31
opid																pictureContrast															
...																															

opid (2 bytes): An **OfficeArtFOPTEOPID** record, as defined in section [2.2.8](#), that specifies the header for this property. The following table specifies the subfields.

Field	Meaning
opid.opid	A value that MUST be 0x0108.
opid.fBid	A value that MUST be 0x0.
opid.fComplex	A value that MUST be 0x0.

pictureContrast (4 bytes): A signed integer that specifies the amount with which to modify the contrast of the picture. The minimum value of 0x00000000 specifies that the picture is rendered with no contrast. The maximum value of 0x7FFFFFFF specifies that the picture is rendered with maximum contrast. The default value for this property is 0x00010000 and specifies no change to the contrast of the picture.

2.3.23.12 pictureBrightness

The **pictureBrightness** property specifies the brightness modification for the picture.

0	1	2	3	4	5	6	7	8	9	10	11	12	13	14	15	16	17	18	19	20	21	22	23	24	25	26	27	28	29	30	31
opid																pictureBrightness															
...																															

opid (2 bytes): An **OfficeArtFOPTEOPID** record, as defined in section [2.2.8](#), that specifies the header for this property. The following table specifies the subfields.

Field	Meaning
opid.opid	A value that MUST be 0x0109.
opid.fBid	A value that MUST be 0x0.
opid.fComplex	A value that MUST be 0x0.

pictureBrightness (4 bytes): A signed integer that specifies the amount with which to modify the brightness of the picture. The minimum value of 0xFFFF8000 specifies that the picture is rendered with the minimum brightness. The maximum value of 0x00008000 specifies that the picture is rendered with the maximum brightness. The default value for this property is 0x00000000 and specifies no change to the brightness of the picture.

2.3.23.13 pictureId

The **pictureId** property specifies the OLE identifier of the picture.

0	1	2	3	4	5	6	7	8	9	10	11	12	13	14	15	16	17	18	19	20	21	22	23	24	25	26	27	28	29	30	31
opid																pictureId															
...																															

opid (2 bytes): An **OfficeArtFOPTEOPID** record, as defined in section [2.2.8](#), that specifies the header for this property. The following table specifies the subfields.

Field	Meaning
opid.opid	A value that MUST be 0x010B.
opid.fBid	A value that MUST be 0x0.
opid.fComplex	A value that MUST be 0x0.

pictureId (4 bytes): A signed integer that specifies the host-defined OLE identifier for the picture. The default value for this property is 0x00000000.

2.3.23.14 pictureDbICrMod

The **pictureDbICrMod** property specifies a shadow color for pictures that have a double shadow in black-and-white display mode.

0	1	2	3	4	5	6	7	8	9	10	11	12	13	14	15	16	17	18	19	20	21	22	23	24	25	26	27	28	29	30	31
opid											pictureDbICrMod																				
...																															

opid (2 bytes): An **OfficeArtFOPTEOPID** record, as defined in section [2.2.8](#), that specifies the header for this property. The following table specifies the subfields.

Field	Meaning
opid.opid	A value that MUST be 0x010C.
opid.fBid	A value that MUST be 0x0.
opid.fComplex	A value that MUST be 0x0.

pictureDbICrMod (4 bytes): An **OfficeArtCOLORREF** record, as defined in section [2.2.2](#), specifying the shadow color that is used to modify the picture when a double shadow exists in black-and-white display mode. This value SHOULD be ignored. The default value for this property is 0x100000F4.

2.3.23.15 pictureFillCrMod

The **pictureFillCrMod** property specifies the fill color modification that is used in black-and-white display mode.

0	1	2	3	4	5	6	7	8	9	10	11	12	13	14	15	16	17	18	19	20	21	22	23	24	25	26	27	28	29	30	31
opid											pictureFillCrMod																				
...																															

opid (2 bytes): An **OfficeArtFOPTEOPID** record, as defined in section [2.2.8](#), that specifies the header for this property. The following table specifies the subfields.

Field	Meaning
opid.opid	A value that MUST be 0x010D.
opid.fBid	A value that MUST be 0x0.
opid.fComplex	A value that MUST be 0x0.

pictureFillCrMod (4 bytes): An **OfficeArtCOLORREF** record, as defined in section [2.2.2](#), specifying the fill color modification that is used in black-and-white display mode. The default value for this property is 0x20000000.

2.3.23.16 pictureLineCrMod

The **pictureLineCrMod** property specifies the line color modification that is used in black-and-white display mode.

0	1	2	3	4	5	6	7	8	9	10	11	12	13	14	15	16	17	18	19	20	21	22	23	24	25	26	27	28	29	30	31
opid																pictureLineCrMod															
...																															

opid (2 bytes): An **OfficeArtFOPTEOPID** record, as defined in section [2.2.8](#), that specifies the header for this property. The following table specifies the subfields.

Field	Meaning
opid.opid	A value that MUST be 0x010E.
opid.fBid	A value that MUST be 0x0.
opid.fComplex	A value that MUST be 0x0.

pictureLineCrMod (4 bytes): An **OfficeArtCOLORREF** record, as defined in section [2.2.2](#), specifying the line color modification that is used in black-and-white display mode. The default value for this property is 0x20000000.

2.3.23.17 pibPrint

The **pibPrint** property specifies which BLIP in the **OfficeArtBStoreContainer** record, as defined in section [2.2.20](#), to print. By default, this property is not set, and the display BLIP that is specified by the **pib**, as defined in section [2.3.23.5](#), property or **pib_complex** property, as defined in section [2.3.23.6](#), will be printed.

0	1	2	3	4	5	6	7	8	9	10	11	12	13	14	15	16	17	18	19	20	21	22	23	24	25	26	27	28	29	30	31
opid																pibPrint															
...																															

opid (2 bytes): An **OfficeArtFOPTEOPID** record, as defined in section [2.2.8](#), that specifies the header for this property. The following table specifies the subfields.

Field	Meaning
opid.opid	A value that MUST be 0x010F.

Field	Meaning
opid.fBid	A value that MUST be 0x1 if fComplex equals 0x0. Otherwise, this value MUST be ignored. If this record is contained in an OfficeArtInlineSpContainer record, as defined in section 2.2.15 , the value MUST be ignored.
opid.fComplex	A bit that indicates whether the pibPrint_complex property, as defined in section 2.3.23.18 , exists. If the value equals 0x1, pibPrint_complex MUST exist. If this record is contained in an OfficeArtInlineSpContainer record then the value MUST be ignored.

pibPrint (4 bytes): An unsigned integer that specifies the BLIP to print. The value of **opid.fComplex** determines the meaning of this field, as specified in the following table. The default value for this property is 0x00000000. If this record is contained in an **OfficeArtInlineSpContainer** record then the value MUST be ignored.

Value of opid.fComplex	Meaning of pibPrint field
0x0	Specifies a one-based index into the rgfb array of the OfficeArtBStoreContainer record, as defined in section 2.2.20 . A value of 0x00000000 MUST be ignored.
0x1	Specifies the number of bytes of data in the pibPrint_complex property, as defined in section 2.3.23.18 .

2.3.23.18 pibPrint_complex

The **pibPrint_complex** property specifies additional data for the **pibPrint** property, as defined in section [2.3.23.17](#). If the **opid.fComplex** bit of **pibPrint** equals 0x1, this property MUST exist.

0	1	2	3	4	5	6	7	8	9	1	0	1	2	3	4	5	6	7	8	9	2	0	1	2	3	4	5	6	7	8	9	3	0	1
pibPrint_complex (variable)																																		
...																																		

pibPrint_complex (variable): An **OfficeArtBlip** record, as defined in section [2.2.23](#), that specifies the BLIP to print.

2.3.23.19 pibPrintName

The **pibPrintName** property specifies the comment, file name, or URL, as specified by the **pibPrintFlags** property, as defined in section [2.3.23.21](#), for the BLIP to print.

0	1	2	3	4	5	6	7	8	9	1	0	1	2	3	4	5	6	7	8	9	2	0	1	2	3	4	5	6	7	8	9	3	0	1
opid															pibPrintName																			
...																																		

opid (2 bytes): An **OfficeArtFOPTEOPID** record, as defined in section [2.2.8](#), that specifies the header for this property. The following table specifies the subfields.

Field	Meaning
opid.opid	A value that MUST be 0x0110.
opid.fBid	A value that is undefined and MUST be ignored.
opid.fComplex	A bit that indicates whether the pibPrintName_complex property, as defined in section 2.3.23.20 , exists. If the value equals 0x1, pibPrintName_complex MUST exist.

pibPrintName (4 bytes): The number of bytes of data in the **pibPrintName_complex** property, as defined in section [2.3.23.20](#). If **opid.fComplex** equals 0x0, this value MUST be 0x00000000. The default value for this property is 0x00000000.

2.3.23.20 pibPrintName_complex

The **pibPrintName_complex** property specifies additional data for the **pibPrintName** property, as defined in section [2.3.23.19](#). If the **opid.fComplex** bit of **pibPrintName** equals 0x1, this property MUST exist.

0	1	2	3	4	5	6	7	8	9	10	11	12	13	14	15	16	17	18	19	20	21	22	23	24	25	26	27	28	29	30	31
pibPrintName_complex (variable)																															
...																															

pibPrintName_complex (variable): A null-terminated Unicode string that specifies the comment, file name, or URL, as specified by the **pibPrintFlags** property, as defined in section [2.3.23.21](#), for the BLIP to print.

2.3.23.21 pibPrintFlags

The **pibPrintFlags** property specifies a set of flags that relate to the usage of the BLIP to print.

0	1	2	3	4	5	6	7	8	9	10	11	12	13	14	15	16	17	18	19	20	21	22	23	24	25	26	27	28	29	30	31
opid																pibPrintFlags															
...																															

opid (2 bytes): An **OfficeArtFOPTEOPID** record, as defined in section [2.2.8](#), that specifies the header for this property. The following table specifies the subfields.

Field	Meaning
opid.opid	A value that MUST be 0x0111.

Field	Meaning
opid.fBid	A value that MUST be 0x0.
opid.fComplex	A value that MUST be 0x0.

pibPrintFlags (4 bytes): An **MSOBLIPFLAGS** enumeration value, as defined in section [2.4.8](#), that specifies how to interpret the **pibPrintName_complex** property, as defined in section [2.3.23.20](#), and other properties of the BLIP to print. The default value for this property is **msoblipflagComment**.

2.3.23.22 movie

The **movie** property specifies movie data. This property SHOULD be ignored.

0	1	2	3	4	5	6	7	8	9	10	11	12	13	14	15	16	17	18	19	20	21	22	23	24	25	26	27	28	29	30	31
opid																movie															
...																															

opid (2 bytes): An **OfficeArtFOPTEOPID** record, as defined in section [2.2.8](#), that specifies the header for this property. The following table specifies the subfields.

Field	Meaning
opid.opid	A value that MUST be 0x0112.
opid.fBid	A value that is undefined and MUST be ignored.
opid.fComplex	A bit that indicates whether the movie_complex property, as defined in section 2.3.23.23 , exists. If the value equals 0x1, movie_complex MUST exist.

movie (4 bytes): The number of bytes of data in the **movie_complex** property. This value MUST be 0x00000000 if **opid.fComplex** is 0x0. The default value for this property is 0x00000000.

2.3.23.23 movie_complex

The **movie_complex** property specifies movie data. This property SHOULD be ignored.

2.3.23.24 pictureTransparentExt

The **pictureTransparentExt** property specifies the transparent pixel extended color.

0	1	2	3	4	5	6	7	8	9	10	11	12	13	14	15	16	17	18	19	20	21	22	23	24	25	26	27	28	29	30	31
opid																pictureTransparentExt															
...																															

opid (2 bytes): An **OfficeArtFOPTEOPID** record, as defined in section [2.2.8](#), that specifies the header for this property. The following table specifies the subfields.

Field	Meaning
opid.opid	A value that MUST be 0x0115.
opid.fBid	A value that MUST be 0x0.
opid.fComplex	A value that MUST be 0x0.

pictureTransparentExt (4 bytes): An **OfficeArtCOLORREF** record, as defined in section [2.2.2](#), that specifies the extended color value to be treated as transparent. The default value for this property is 0xFFFFFFFF.

2.3.23.25 reserved278

The reserved278 property MUST equal 0xFFFFFFFF and MUST be ignored.

0	1	2	3	4	5	6	7	8	9	10	11	12	13	14	15	16	17	18	19	20	21	22	23	24	25	26	27	28	29	30	31
opid																reserved278															
...																															

opid (2 bytes): An **OfficeArtFOPTEOPID** record, as defined in section [2.2.8](#), that specifies the header for this property. The following table specifies the subfields.

Field	Meaning
opid.opid	A value that MUST be 0x0116.
opid.fBid	A value that MUST be 0x0.
opid.fComplex	A value that MUST be 0x0.

reserved278 (4 bytes): A value that MUST equal 0xFFFFFFFF and MUST be ignored. The default value for this property is 0xFFFFFFFF.

2.3.23.26 pictureTransparentExtMod

The **pictureTransparentExtMod** property specifies the color modification of the transparent pixel extended color.

0	1	2	3	4	5	6	7	8	9	10	11	12	13	14	15	16	17	18	19	20	21	22	23	24	25	26	27	28	29	30	31
opid																pictureTransparentExtMod															
...																															

opid (2 bytes): An **OfficeArtFOPTEOPID** record, as defined in section [2.2.8](#), that specifies the header for this property. The following table specifies the subfields.

Field	Meaning
opid.opid	A value that MUST be 0x0117.
opid.fBid	A value that MUST be 0x0.
opid.fComplex	A value that MUST be 0x0.

pictureTransparentExtMod (4 bytes): An **MSOTINTSHADE** record that specifies the color modification of the extended color value. For more information, see the **OfficeArtCOLORREF** structure, as defined in section [2.2.2](#). The default value for this property is 0x20000000.

2.3.23.27 reserved280

This property is reserved and MUST be ignored.

0	1	2	3	4	5	6	7	8	9	10	11	12	13	14	15	16	17	18	19	20	21	22	23	24	25	26	27	28	29	30	31
opid																reserved280															
...																															

opid (2 bytes): An **OfficeArtFOPTEOPID** record, as defined in section [2.2.8](#), that specifies the header for this property. The following table specifies the subfields.

Field	Meaning
opid.opid	A value that MUST be 0x0118.
opid.fBid	A value that MUST be 0x0.
opid.fComplex	A value that MUST be 0x0.

reserved280 (4 bytes): A value that MUST equal zero and MUST be ignored. The default value for this property is 0x00000000.

2.3.23.28 reserved281

The **reserved281** property MUST equal 0xFFFFFFFF and MUST be ignored.

0	1	2	3	4	5	6	7	8	9	10	11	12	13	14	15	16	17	18	19	20	21	22	23	24	25	26	27	28	29	30	31
opid																reserved281															
...																															

opid (2 bytes): An **OfficeArtFOPTEOPID** record, as defined in section [2.2.8](#), that specifies the header for this property. The following table specifies the subfields.

Field	Meaning
opid.opid	A value that MUST be 0x0119.
opid.fBid	A value that MUST be 0x0.
opid.fComplex	A value that MUST be 0x0.

reserved281 (4 bytes): A value that MUST equal 0xFFFFFFFF and MUST be ignored. The default value for this property is 0xFFFFFFFF.

2.3.23.29 pictureRecolor

The **pictureRecolor** property specifies the color that is used to recolor the image.

0	1	2	3	4	5	6	7	8	9	10	11	12	13	14	15	16	17	18	19	20	21	22	23	24	25	26	27	28	29	30	31
opid																pictureRecolor															
...																															

opid (2 bytes): An **OfficeArtFOPTEOPID** record, as defined in section [2.2.8](#), that specifies the header for this property. The following table specifies the subfields.

Field	Meaning
opid.opid	A value that MUST be 0x011A.
opid.fBid	A value that MUST be 0x0.
opid.fComplex	A value that MUST be 0x0.

pictureRecolor (4 bytes): An **OfficeArtCOLORREF** record, as defined in section [2.2.2](#), specifies the color that is used to recolor the image. The default value for this property is 0xFFFFFFFF.

2.3.23.30 pictureRecolorExt

The **pictureRecolorExt** property specifies the extended color that is used to recolor the image.

0	1	2	3	4	5	6	7	8	9	10	11	12	13	14	15	16	17	18	19	20	21	22	23	24	25	26	27	28	29	30	31
opid																pictureRecolorExt															
...																															

opid (2 bytes): An **OfficeArtFOPTEOPID** record, as defined in section [2.2.8](#), that specifies the header for this property. The following table specifies the subfields.

Field	Meaning
opid.opid	A value that MUST be 0x011B.
opid.fBid	A value that MUST be 0x0.
opid.fComplex	A value that MUST be 0x0.

pictureRecolorExt (4 bytes): An **OfficeArtCOLORREF** record, as defined in section [2.2.2](#), specifying the extended color that is used to recolor the image. The default value for this property is 0xFFFFFFFF.

2.3.23.31 reserved284

The **reserved284** property MUST equal 0xFFFFFFFF and MUST be ignored.

0	1	2	3	4	5	6	7	8	9	10	11	12	13	14	15	16	17	18	19	20	21	22	23	24	25	26	27	28	29	30	31
opid																reserved284															
...																															

opid (2 bytes): An **OfficeArtFOPTEOPID** record, as defined in section [2.2.8](#), that specifies the header for this property. The following table specifies the subfields.

Field	Meaning
opid.opid	A value that MUST be 0x011C.
opid.fBid	A value that MUST be 0x0.
opid.fComplex	A value that MUST be 0x0.

reserved284 (4 bytes): A value that MUST equal 0xFFFFFFFF and MUST be ignored. The default value for this property is 0xFFFFFFFF.

2.3.23.32 pictureRecolorExtMod

The **pictureRecolorExtMod** property specifies the color modification of the extended color that is used to recolor the image.

0	1	2	3	4	5	6	7	8	9	10	11	12	13	14	15	16	17	18	19	20	21	22	23	24	25	26	27	28	29	30	31
opid																pictureRecolorExtMod															
...																															

opid (2 bytes): An **OfficeArtFOPTEOPID** record, as defined in section [2.2.8](#), that specifies the header for this property. The following table specifies the subfields.

Field	Meaning
opid.opid	A value that MUST be 0x011D.
opid.fBid	A value that MUST be 0x0.
opid.fComplex	A value that MUST be 0x0.

pictureRecolorExtMod (4 bytes): An [MSOTINTSHADE](#) record specifying the color modification of the extended color that is used to recolor the image. For more information, see the **OfficeArtCOLORREF** structure, as defined in section [2.2.2](#). The default value for this property is 0x20000000.

2.3.23.33 reserved286

This property is reserved and MUST be ignored.

0	1	2	3	4	5	6	7	8	9	10	11	12	13	14	15	16	17	18	19	20	21	22	23	24	25	26	27	28	29	30	31
opid																reserved286															
...																															

opid (2 bytes): An **OfficeArtFOPTEOPID** record, as defined in section [2.2.8](#), that specifies the header for this property. The following table specifies the subfields.

Field	Meaning
opid.opid	A value that MUST be 0x011E.
opid.fBid	A value that MUST be 0x0.
opid.fComplex	A value that MUST be 0x0.

reserved286 (4 bytes): A value that MUST equal zero and MUST be ignored. The default value for this property is 0x00000000.

2.3.23.34 reserved287

The **reserved287** property MUST equal 0xFFFFFFFF and MUST be ignored.

0	1	2	3	4	5	6	7	8	9	10	11	12	13	14	15	16	17	18	19	20	21	22	23	24	25	26	27	28	29	30	31
opid																reserved287															
...																															

opid (2 bytes): An **OfficeArtFOPTEOPID** record, as defined in section [2.2.8](#), that specifies the header for this property. The following table specifies the subfields.

Field	Meaning
opid.opid	A value that MUST be 0x011F.
opid.fBid	A value that MUST be 0x0.
opid.fComplex	A value that MUST be 0x0.

reserved287 (4 bytes): A value that MUST equal 0xFFFFFFFF and MUST be ignored. The default value for this property is 0xFFFFFFFF.

2.3.23.35 Blip Boolean Properties

The **Blip Boolean Properties** specify a 32-bit field of Boolean properties for the BLIP style.

0	1	2	3	4	5	6	7	8	9	10	11	12	13	14	15	16	17	18	19	20	21	22	23	24	25	26	27	28	29	30	31
opid																unused1						A	B	C	D	E	F	G			
unused2										H	I	J	K	L	M	N															

opid (2 bytes): An **OfficeArtFOPTEOPID** record, as defined in section [2.2.8](#), that specifies the header for this property. The following table specifies the subfields.

Field	Meaning
opid.opid	A value that MUST be 0x013F.
opid.fBid	A value that MUST be 0x0.
opid.fComplex	A value that MUST be 0x0.

unused1 (9 bits): A value that is undefined and MUST be ignored.

A - fUsefPicturePreserveGrays (1 bit): A bit that specifies whether the **fPicturePreserveGrays** bit is set. A value of 0x0 specifies that **fPicturePreserveGrays** MUST be ignored and the default value used instead. The default value of this property is 0x0.

B - fUsefRewind (1 bit): A bit that specifies whether the **fRewind** bit is set. A value of 0x0 specifies that **fRewind** MUST be ignored and the default value used instead. The default value of this property is 0x0.

C - fUsefLooping (1 bit): A bit that specifies whether the **fLooping** bit is set. A value of 0x0 specifies that **fLooping** MUST be ignored and the default value used instead. The default value of this property is 0x0.

D - fUsefNoHitTestPicture (1 bit): A bit that specifies whether the **fNoHitTestPicture** bit is set. A value of 0x0 specifies that **fNoHitTestPicture** MUST be ignored and the default value used instead. The default value of this property is 0x0.

E - fUsePictureGray (1 bit): A bit that specifies whether the **fPictureGray** bit is set. A value of 0x0 specifies that **fPictureGray** MUST be ignored and the default value used instead. The default value of this property is 0x0.

F - fUsePictureBiLevel (1 bit): A bit that specifies whether the **fPictureBiLevel** bit is set. A value of 0x0 specifies that **fPictureBiLevel** MUST be ignored and the default value be used instead. The default value of this property is 0x0.

G - fUsePictureActive (1 bit): A bit that specifies whether the **fPictureActive** bit is set. A value of 0x0 specifies that **fPictureActive** MUST be ignored and the default value used instead. The default value of this property is 0x0.

unused2 (9 bits): A value that is undefined and MUST be ignored.

H - fPicturePreserveGrays (1 bit): A bit that specifies whether color modifications to this picture leave gray values unchanged. This value MUST be ignored if **fUsePicturePreserveGrays** is 0x0. The default value of this property is 0x0.

I - fRewind (1 bit): A bit that specifies whether to rewind this animated picture or movie when it is finished playing. This value MUST be ignored if **fUsefRewind** is 0x0. The default value of this property is 0x0.

J - fLooping (1 bit): A bit that specifies whether to loop this animated picture or movie. This value MUST be ignored if **fUsefLooping** is 0x0. The default value of this property is 0x0.

K - fNoHitTestPicture (1 bit): A bit that specifies whether this picture is selectable from the user interface. A value of 0x0 means that the picture is selectable. This value MUST be ignored if **fUsefNoHitTestPicture** is 0x0. The default value of this property is 0x0.

L - fPictureGray (1 bit): A bit that specifies whether this picture SHOULD be displayed in gray scale. This value MUST be ignored if **fUsefPictureGray** is 0x0. The default value of this property is 0x0.

M - fPictureBiLevel (1 bit): A bit that specifies whether this picture SHOULD be displayed in two-color black and white. This value MUST be ignored if **fUsefPictureBiLevel** is 0x0. The default value of this property is 0x0.

N - fPictureActive (1 bit): A bit specifying whether the OLE server that is associated with this picture is active. This value MUST be ignored if **fUsefPictureActive** is 0x0. The default value of this property is 0x0.

2.3.24 Unknown HTML

The **Unknown HTML** property set specifies the **Vector Markup Language (VML)**, as specified in [\[ISO/IEC29500-4:2012\]](#), Section 14, of specific attributes of the shape that is imported from the HTML document.

2.3.24.1 wzLineId

The **wzLineId** property specifies the identifier of the **VML stroke** element, as specified in [\[ISO/IEC29500-4:2012\]](#), Section 14. This property MAY [<75>](#) be ignored.

0	1	2	3	4	5	6	7	8	9	10	11	12	13	14	15	16	17	18	19	20	21	22	23	24	25	26	27	28	29	30	31
opid											wzLineId																				
...																															

opid (2 bytes): An **OfficeArtFOPTEOPID** record, as defined in section [2.2.8](#), that specifies the header for this property. The following table specifies the subfields.

Field	Meaning
opid.opid	A value that MUST be 0x0402.
opid.fBid	A value that is undefined and MUST be ignored.
opid.fComplex	A bit that indicates whether the wzLineId_complex property, as defined in section 2.3.24.2 , exists. If the value equals 0x1, wzLineId_complex MUST exist.

wzLineId (4 bytes): The number of bytes of data in the **wzLineId_complex** property. If **opid.fComplex** equals 0x0, this value MUST be 0x00000000. The default value for this property is 0x00000000.

2.3.24.2 wzLineId_complex

The **wzLineId_complex** property specifies additional data for the **wzLineId** property, as defined in section [2.3.24.1](#). If the **opid.fComplex** bit of **wzLineId** equals 0x1, this property MUST exist.

0	1	2	3	4	5	6	7	8	9	10	11	12	13	14	15	16	17	18	19	20	21	22	23	24	25	26	27	28	29	30	31
wzLineId_complex (variable)																															
...																															

wzLineId_complex (variable): A null-terminated Unicode string that specifies the identifier of the VML stroke element, as specified in [\[ISO/IEC29500-4:2011\]](#), Section 14.

2.3.24.3 wzFillId

The **wzFillId** property specifies the identifier of the VML **fill** element, as specified in [\[ISO/IEC29500-4:2011\]](#), Section 14. This property MAY<76> be ignored.

0	1	2	3	4	5	6	7	8	9	10	11	12	13	14	15	16	17	18	19	20	21	22	23	24	25	26	27	28	29	30	31
opid											wzFillId																				
...																															

opid (2 bytes): An **OfficeArtFOPTEOPID** record, as defined in section [2.2.8](#), that specifies the header for this property. The following table specifies the subfields.

Field	Meaning
opid.opid	A value that MUST be 0x0403.
opid.fBid	A value that is undefined and MUST be ignored.
opid.fComplex	A bit that indicates whether the wzFillId_complex property, as defined in section 2.3.24.4 , exists. If the value equals 0x1, wzFillId_complex MUST exist.

wzFillId (4 bytes): The number of bytes of data in the **wzFillId_complex** property. If **opid.fComplex** equals 0x0, this value MUST be 0x00000000. The default value for this property is 0x00000000.

2.3.24.4 wzFillId_complex

The **wzFillId_complex** property specifies additional data for the **wzFillId** property, as defined in section [2.3.24.3](#). If the **opid.fComplex** bit of **wzFillId** equals 0x1, this property MUST exist.

0	1	2	3	4	5	6	7	8	9	1	0	1	2	3	4	5	6	7	8	9	2	0	1	2	3	4	5	6	7	8	9	3	0	1
wzFillId_complex (variable)																																		
...																																		

wzFillId_complex (variable): A null-terminated Unicode string that specifies the identifier of the VML fill element, as specified in [\[ISO/IEC29500-4:2011\]](#), Section 14.

2.3.24.5 wzPictureId

The **wzPictureId** property specifies the identifier of the VML **imagedata** element, as specified [\[ISO/IEC29500-4:2011\]](#), Section 14. This property MAY [<77>](#) be ignored.

0	1	2	3	4	5	6	7	8	9	1	0	1	2	3	4	5	6	7	8	9	2	0	1	2	3	4	5	6	7	8	9	3	0	1
opid															wzPictureId																			
...																																		

opid (2 bytes): An **OfficeArtFOPTEOPID** record, as defined in section [2.2.8](#), that specifies the header for this property. The following table specifies the subfields.

Field	Meaning
opid.opid	A value that MUST be 0x0404.
opid.fBid	A value that is undefined and MUST be ignored.

Field	Meaning
opid.fComplex	A bit that indicates whether the wzPictureId_complex property, as defined in section 2.3.24.6 , exists. If the value equals 0x1, wzPictureId_complex MUST exist.

wzPictureId (4 bytes): The number of bytes of data in the **wzPictureId_complex** property. If **opid.fComplex** equals 0x0, this value MUST be 0x00000000. The default value for this property is 0x00000000.

2.3.24.6 wzPictureId_complex

The **wzPictureId_complex** property specifies additional data for the **wzPictureId** property, as defined in section [2.3.24.5](#). If the **opid.fComplex** bit of **wzPictureId** equals 0x1, this property MUST exist.

0	1	2	3	4	5	6	7	8	9	1	0	1	2	3	4	5	6	7	8	9	2	0	1	2	3	4	5	6	7	8	9	3	0	1
wzPictureId_complex (variable)																																		
...																																		

wzPictureId_complex (variable): A null-terminated Unicode string that specifies the identifier of the VML **imagedata** element, as specified in [\[ISO/IEC29500-4:2011\]](#), Section 14.

2.3.24.7 wzPathId

The **wzPathId** property specifies the identifier of the VML **path** element, as specified in [\[ISO/IEC29500-4:2011\]](#), Section 14. This property MAY<78> be ignored.

0	1	2	3	4	5	6	7	8	9	1	0	1	2	3	4	5	6	7	8	9	2	0	1	2	3	4	5	6	7	8	9	3	0	1
opid																wzPathId																		
...																																		

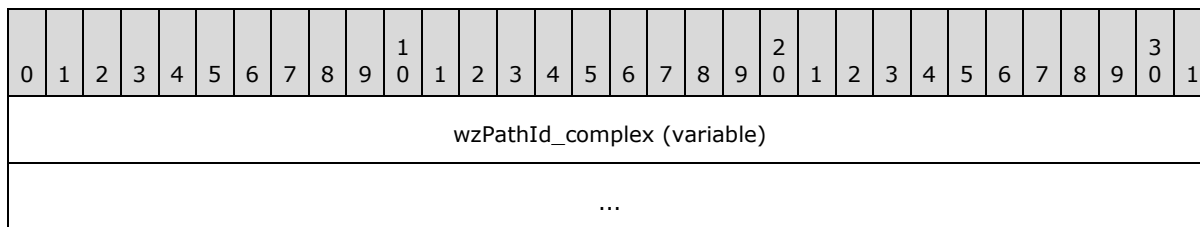
opid (2 bytes): An **OfficeArtFOPTEOPID** record, as defined in section [2.2.8](#), that specifies the header for this property. The following table specifies the subfields.

Field	Meaning
opid.opid	A value that MUST be 0x0405.
opid.fBid	A value that is undefined and MUST be ignored.
opid.fComplex	A bit that indicates whether the wzPathId_complex property, as defined in section 2.3.24.8 , exists. If the value equals 0x1, wzPathId_complex MUST exist.

wzPathId (4 bytes): The number of bytes of data in the **wzPathId_complex** property. If **opid.fComplex** equals 0x0, this value MUST be 0x00000000. The default value for this property is 0x00000000.

2.3.24.8 wzPathId_complex

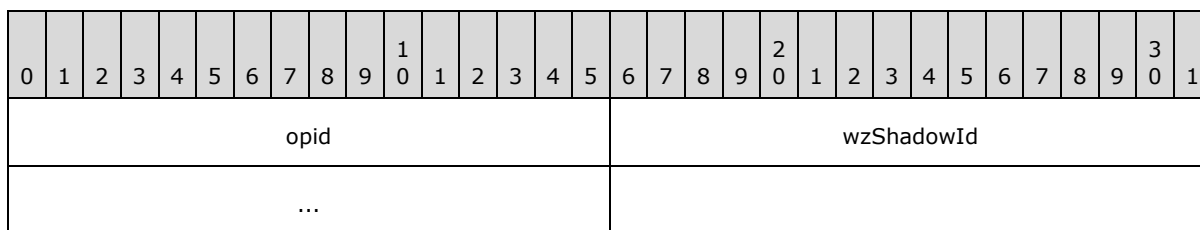
The **wzPathId_complex** property specifies additional data for the **wzPathId** property, as defined in section [2.3.24.7](#). If the **opid.fComplex** bit of **wzPathId** equals 0x1, this property MUST exist.



wzPathId_complex (variable): A null-terminated Unicode string that specifies the identifier of the VML **path** element, as specified in [\[ISO/IEC29500-4:2011\]](#), Section 14.

2.3.24.9 wzShadowId

The **wzShadowId** property specifies the identifier of the VML **shadow** element, as specified in [\[ISO/IEC29500-4:2011\]](#), Section 14. This property MAY<79> be ignored.



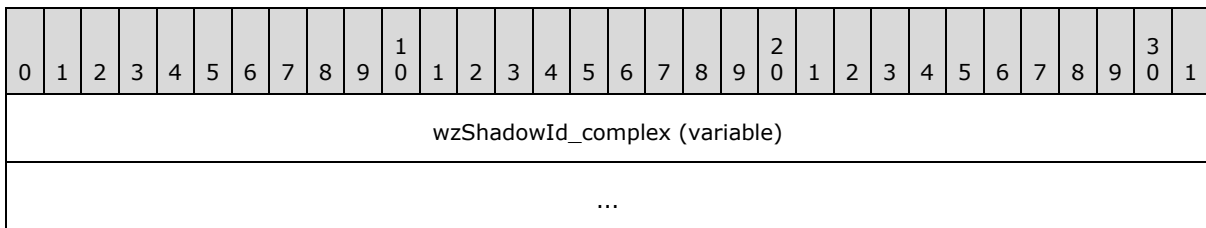
opid (2 bytes): An **OfficeArtFOPTEOPID** record, as defined in section [2.2.8](#), that specifies the header for this property. The following table specifies the subfields.

Field	Meaning
opid.opid	A value that MUST be 0x0406.
opid.fBid	A value that is undefined and MUST be ignored.
opid.fComplex	A bit that indicates whether the wzShadowId_complex property, as defined in section 2.3.24.10 , exists. If the value equals 0x1, wzShadowId_complex MUST exist.

wzShadowId (4 bytes): The number of bytes of data in the **wzShadowId_complex** property. If **opid.fComplex** equals 0x0, this value MUST be 0x00000000. The default value for this property is 0x00000000.

2.3.24.10 wzShadowId_complex

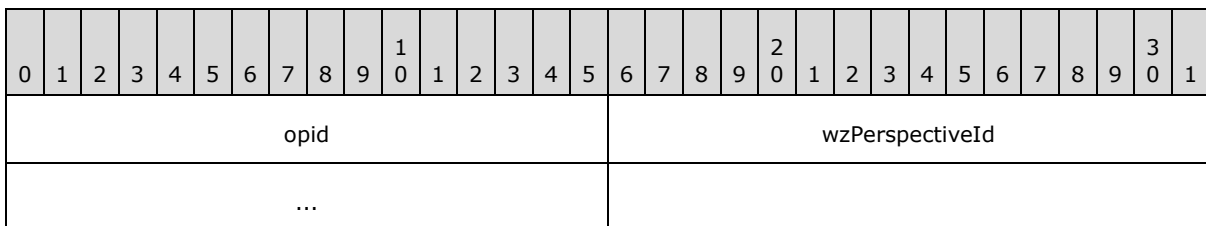
The **wzShadowId_complex** property specifies additional data for the **wzShadowId** property, as defined in section [2.3.24.9](#). If the **opid.fComplex** bit of **wzShadowId** equals 0x1, this property MUST exist.



wzShadowId_complex (variable): A null-terminated Unicode string that specifies the identifier of the VML **shadow** element, as specified in [\[ISO/IEC29500-4:2011\]](#), Section 14.

2.3.24.11 wzPerspectiveId

The **wzPerspectiveId** property specifies the identifier of the VML **skew** element, as specified in [\[ISO/IEC29500-4:2011\]](#), Section 14. This property MAY<80> be ignored.



opid (2 bytes): An **OfficeArtFOPTEOPID** record, as defined in section [2.2.8](#), that specifies the header for this property. The following table specifies the subfields.

Field	Meaning
opid.opid	A value that MUST be 0x0407.
opid.fBid	A value that is undefined and MUST be ignored.
opid.fComplex	A bit that indicates whether the wzPerspectiveId_complex property, as defined in section 2.3.24.12 , exists. If the value equals 0x1, wzPerspectiveId_complex MUST exist.

wzPerspectiveId (4 bytes): The number of bytes of data in the **wzPerspectiveId_complex** property. If **opid.fComplex** equals 0x0, this value MUST be 0x00000000. The default value for this property is 0x00000000.

2.3.24.12 wzPerspectiveId_complex

The **wzPerspectiveId_complex** property specifies additional data for the **wzPerspectiveId** property, as defined in section [2.3.24.11](#). If the **opid.fComplex** bit of **wzPerspectiveId** equals 0x1, this property MUST exist.

0	1	2	3	4	5	6	7	8	9	10	1	2	3	4	5	6	7	8	9	20	1	2	3	4	5	6	7	8	9	30	1
wzPerspectiveId_complex (variable)																															
...																															

wzPerspectiveId_complex (variable): A null-terminated Unicode string that specifies the identifier of the VML **skew** element, as specified in [\[ISO/IEC29500-4:2011\]](#), Section 14.

2.3.24.13 wzGtextId

The **wzGtextId** property specifies the identifier of the VML **textpath** element, as specified in [\[ISO/IEC29500-4:2011\]](#), Section 14. This property MAY [<81>](#) be ignored.

0	1	2	3	4	5	6	7	8	9	10	1	2	3	4	5	6	7	8	9	20	1	2	3	4	5	6	7	8	9	30	1
opid																wzGtextId															
...																															

opid (2 bytes): An **OfficeArtFOPTEOPID** record, as defined in section [2.2.8](#), that specifies the header for this property. The following table specifies the subfields.

Field	Meaning
opid.opid	A value that MUST be 0x0408.
opid.fBid	A value that is undefined and MUST be ignored.
opid.fComplex	A bit that indicates whether the wzGtextId_complex property, as defined in section 2.3.24.14 , exists. If the value equals 0x1, wzGtextId_complex MUST exist.

wzGtextId (4 bytes): The number of bytes of data in the **wzGtextId_complex** property. If **opid.fComplex** equals 0x0, this value MUST be 0x00000000. The default value for this property is 0x00000000.

2.3.24.14 wzGtextId_complex

The **wzGtextId_complex** property specifies additional data for the **wzGtextId** property, as defined in section [2.3.24.13](#). If the **opid.fComplex** bit of **wzGtextId** equals 0x1, this property MUST exist.

0	1	2	3	4	5	6	7	8	9	10	1	2	3	4	5	6	7	8	9	20	1	2	3	4	5	6	7	8	9	30	1
wzGtextId_complex (variable)																															
...																															

wzGtextId_complex (variable): A Unicode null-terminated Unicode string that specifies the identifier of the VML **textpath** element, as specified [\[ISO/IEC29500-4:2011\]](#), Section 14.

2.3.24.15 wzFormulaeId

The **wzFormulaeId** property specifies the identifier of the VML **formulas** element, as specified in [\[ISO/IEC29500-4:2011\]](#), Section 14. This property MAY<82> be ignored.

0	1	2	3	4	5	6	7	8	9	10	11	12	13	14	15	16	17	18	19	20	21	22	23	24	25	26	27	28	29	30	31
opid																wzFormulaeId															
...																															

opid (2 bytes): An **OfficeArtFOPTEOPID** record, as defined in section [2.2.8](#), that specifies the header for this property. The following table specifies the subfields.

Field	Meaning
opid.opid	A value that MUST be 0x0409.
opid.fBid	A value that is undefined and MUST be ignored.
opid.fComplex	A bit that indicates whether the wzFormulaeId_complex property, as defined in section 2.3.24.16 , exists. If the value equals 0x1, wzFormulaeId_complex MUST exist.

wzFormulaeId (4 bytes): The number of bytes of data in the **wzFormulaeId_complex** property. If **opid.fComplex** equals 0x0, this value MUST be 0x00000000. The default value for this property is 0x00000000.

2.3.24.16 wzFormulaeId_complex

The **wzFormulaeId_complex** property specifies additional data for the **wzFormulaeId** property, as defined in section [2.3.24.15](#). If the **opid.fComplex** bit of **wzFormulaeId** equals 0x1, this property MUST exist.

0	1	2	3	4	5	6	7	8	9	10	11	12	13	14	15	16	17	18	19	20	21	22	23	24	25	26	27	28	29	30	31
wzFormulaeId_complex (variable)																															
...																															

wzFormulaeId_complex (variable): A null-terminated Unicode string that specifies the identifier of the VML **formulas** element, as specified in [\[ISO/IEC29500-4:2011\]](#), Section 14.

2.3.24.17 wzHandlesId

The **wzHandlesId** property specifies the identifier of the VML **handles** element, as specified in [\[ISO/IEC29500-4:2011\]](#), Section 14. This property MAY<83> be ignored.

0	1	2	3	4	5	6	7	8	9	10	11	12	13	14	15	16	17	18	19	20	21	22	23	24	25	26	27	28	29	30	31
opid																wzHandlesId															
...																															

opid (2 bytes): An **OfficeArtFOPTEOPID** record, as defined in section [2.2.8](#), that specifies the header for this property. The following table specifies the subfields.

Field	Meaning
opid.opid	A value that MUST be 0x040A.
opid.fBid	A value that is undefined and MUST be ignored.
opid.fComplex	A bit that indicates whether the wzHandlesId_complex property, as defined in section 2.3.24.18 , exists. If the value equals 0x1, wzHandlesId_complex MUST exist.

wzHandlesId (4 bytes): The number of bytes of data in the **wzHandlesId_complex** property. If **opid.fComplex** equals 0x0, this value MUST be 0x00000000. The default value for this property is 0x00000000.

2.3.24.18 wzHandlesId_complex

The **wzHandlesId_complex** property specifies additional data for the **wzHandlesId** property, as defined in section [2.3.24.17](#). If the **opid.fComplex** bit of **wzHandlesId** equals 0x1, this property MUST exist.

0	1	2	3	4	5	6	7	8	9	10	11	12	13	14	15	16	17	18	19	20	21	22	23	24	25	26	27	28	29	30	31
wzHandlesId_complex (variable)																															
...																															

wzHandlesId_complex (variable): A null-terminated Unicode string that specifies the identifier of the VML **handles** element, as specified in [\[ISO/IEC29500-4:2011\]](#), Section 14.

2.3.24.19 wzCalloutId

The **wzCalloutId** property specifies the identifier of the VML **callout** element, as specified in [\[ISO/IEC29500-4:2011\]](#), Section 14. This property MAY [<84>](#) be ignored.

0	1	2	3	4	5	6	7	8	9	10	11	12	13	14	15	16	17	18	19	20	21	22	23	24	25	26	27	28	29	30	31
opid																wzCalloutId															
...																															

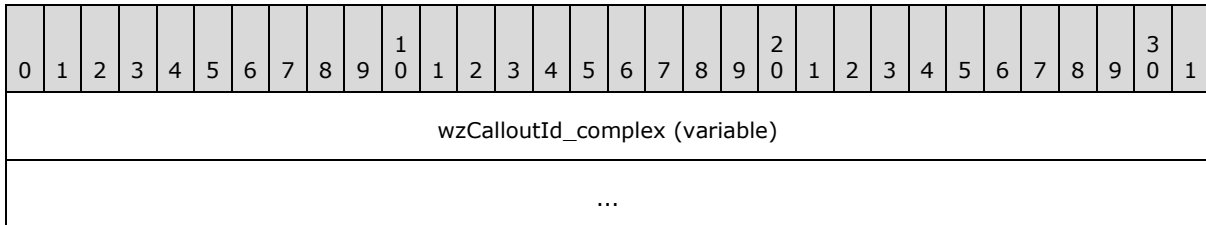
opid (2 bytes): An **OfficeArtFOPTEOPID** record, as defined in section [2.2.8](#), that specifies the header for this property. The following table specifies the subfields.

Field	Meaning
opid.opid	A value that MUST be 0x040B.
opid.fBid	A value that is undefined and MUST be ignored.
opid.fComplex	A bit that indicates whether the wzCalloutId_complex property, as defined in section 2.3.24.20 , exists. If the value equals 0x1, wzCalloutId_complex MUST exist.

wzCalloutId (4 bytes): The number of bytes of data in the **wzCalloutId_complex** property. If **opid.fComplex** equals 0x0, this value MUST be 0x00000000. The default value for this property is 0x00000000.

2.3.24.20 wzCalloutId_complex

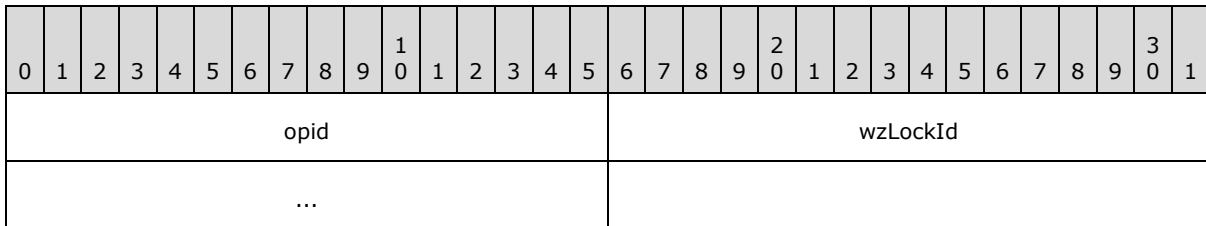
The **wzCalloutId_complex** property specifies additional data for the **wzCalloutId** property, as defined in section [2.3.24.19](#). If the **opid.fComplex** bit of **wzCalloutId** equals 0x1, this property MUST exist.



wzCalloutId_complex (variable): A null-terminated Unicode string that specifies the identifier of the VML **callout** element, as specified in [\[ISO/IEC29500-4:2011\]](#), Section 14.

2.3.24.21 wzLockId

The **wzLockId** property specifies the identifier of the VML **lock** element, as specified in [\[ISO/IEC29500-4:2011\]](#), Section 14. This property MAY<85> be ignored.



opid (2 bytes): An **OfficeArtFOPTEOPID** record, as defined in section [2.2.8](#), that specifies the header for this property. The following table specifies the subfields.

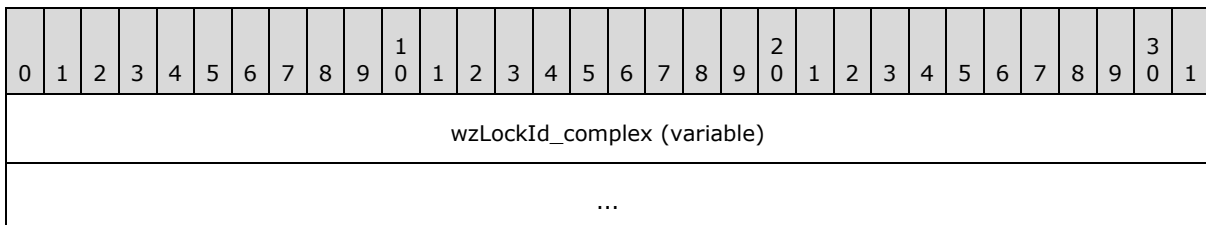
Field	Meaning
opid.opid	A value that MUST be 0x040C.

Field	Meaning
opid.fBid	A value that is undefined and MUST be ignored.
opid.fComplex	A bit that indicates whether the wzLockId_complex property, as defined in section 2.3.24.22 , exists. If the value equals 0x1, wzLockId_complex MUST exist.

wzLockId (4 bytes): The number of bytes of data in the **wzLockId_complex** property. If **opid.fComplex** equals 0x0, this value MUST be 0x00000000. The default value for this property is 0x00000000.

2.3.24.22 wzLockId_complex

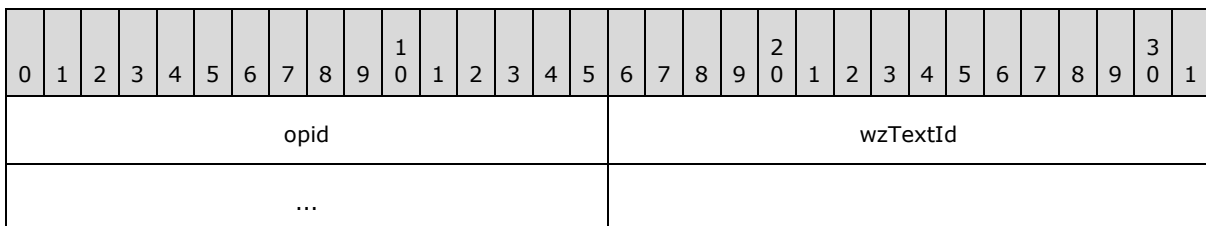
The **wzLockId_complex** property specifies additional data for the **wzLockId** property, as defined in section [2.3.24.21](#). If the **opid.fComplex** bit of **wzLockId** equals 0x1, this property MUST exist.



wzLockId_complex (variable): A null-terminated Unicode string that specifies the identifier of the VML **lock** element, as specified in [\[ISO/IEC29500-4:2011\]](#), Section 14.

2.3.24.23 wzTextId

The **wzTextId** property specifies the identifier of the VML **textbox** element, as specified in [\[ISO/IEC29500-4:2011\]](#), Section 14. This property MAY [<86>](#) be ignored.



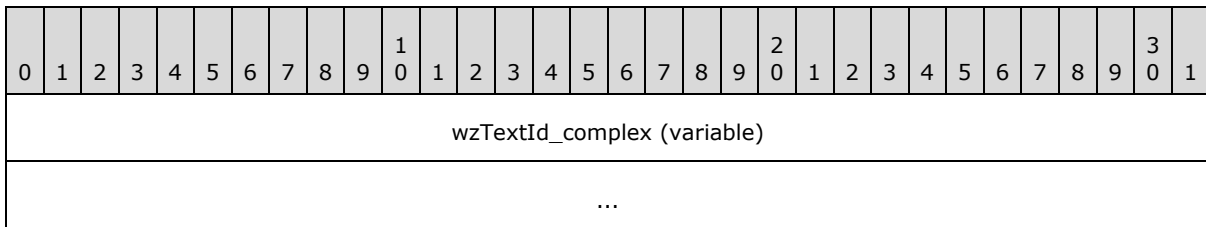
opid (2 bytes): An **OfficeArtFOPTEOPID** record, as defined in section [2.2.8](#), that specifies the header for this property. The following table specifies the subfields.

Field	Meaning
opid.opid	A value that MUST be 0x040D.
opid.fBid	A value that is undefined and MUST be ignored.
opid.fComplex	A bit that indicates whether the wzTextId_complex property, as defined in section 2.3.24.24 , exists. If the value equals 0x1, wzTextId_complex MUST exist.

wzTextId (4 bytes): The number of bytes of data in the **wzTextId_complex** property. If **opid.fComplex** equals 0x0, this value MUST be 0x00000000. The default value for this property is 0x00000000.

2.3.24.24 wzTextId_complex

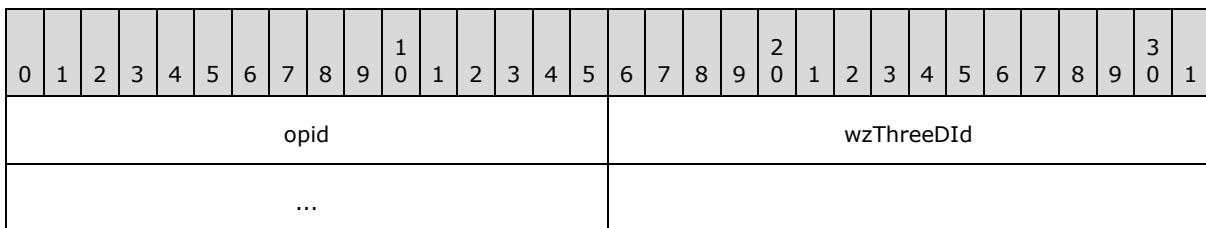
The **wzTextId_complex** property specifies additional data for the **wzTextId** property, as defined in section [2.3.24.23](#). If the **opid.fComplex** bit of **wzTextId** equals 0x1, this property MUST exist.



wzTextId_complex (variable): A null-terminated Unicode string that specifies the identifier of the VML **textbox** element, as specified in [\[ISO/IEC29500-4:2011\]](#), Section 14.

2.3.24.25 wzThreeDId

The **wzThreeDId** property specifies the identifier of the VML **extrusion** element, as specified in [\[ISO/IEC29500-4:2011\]](#), Section 14. This property MAY<87> be ignored.



opid (2 bytes): An **OfficeArtFOPTEOPID** record, as defined in section [2.2.8](#), that specifies the header for this property. The following table specifies the subfields.

Field	Meaning
opid.opid	A value that MUST be 0x040E.
opid.fBid	A value that is undefined and MUST be ignored.
opid.fComplex	A bit that indicates whether the wzThreeDId_complex property, as defined in section 2.3.24.26 , exists. If the value equals 0x1, wzThreeDId_complex MUST exist.

wzThreeDId (4 bytes): The number of bytes of data in the **wzThreeDId_complex** property. If **opid.fComplex** equals 0x0, this value MUST be 0x00000000. The default value for this property is 0x00000000.

2.3.24.26 wzThreeDId_complex

The **wzThreeDId_complex** property specifies additional data for the **wzThreeDId** property, as defined in section [2.3.24.25](#). If the **opid.fComplex** bit of **wzThreeDId** equals 0x1, this property MUST exist.

0	1	2	3	4	5	6	7	8	9	10	11	12	13	14	15	16	17	18	19	20	21	22	23	24	25	26	27	28	29	30	31
wzThreeDId_complex (variable)																															
...																															

wzThreeDId_complex (variable): A null-terminated Unicode string that specifies the identifier of the VML **extrusion** element, as specified in [\[ISO/IEC29500-4:2011\]](#), Section 14.

2.3.24.27 Unknown HTML Boolean Properties

The **Unknown HTML Boolean Properties** specify a 32-bit field of Boolean properties for the shape that is imported from VML content, as specified in [\[ISO/IEC29500-4:2011\]](#), Section 14. This property MAY [<88>](#) be ignored.

0	1	2	3	4	5	6	7	8	9	10	11	12	13	14	15	16	17	18	19	20	21	22	23	24	25	26	27	28	29	30	31		
opid															unused1											A	B	C					
unused3													D	E	F																		

opid (2 bytes): An **OfficeArtFOPTEOPID** record, as defined in section [2.2.8](#), that specifies the header for this property. The following table specifies the subfields.

Field	Meaning
opid.opid	A value that MUST be 0x043F.
opid.fBid	A value that MUST be 0x0.
opid.fComplex	A value that MUST be 0x0.

unused1 (13 bits): A value that is undefined and MUST be ignored.

A - fUseOleFromHtml (1 bit): A bit that specifies whether the **fOleFromHtml** bit is set. A value of 0x0 specifies that **fOleFromHtml** MUST be ignored. The default value for this property is 0x0.

B - fUseFakeMaster (1 bit): A bit that specifies whether the **fFakeMaster** bit is set. A value of 0x0 specifies that **fFakeMaster** MUST be ignored. The default value for this property is 0x0.

C - unused2 (1 bit): A value that is undefined and MUST be ignored.

unused3 (13 bits): A value that is undefined and MUST be ignored.

D - fOleFromHtml (1 bit): A bit that specifies whether this shape is imported from a VML **shape** element, as specified in [\[ISO/IEC29500-4:2011\]](#), Section 14, which is an embedded object. This value MUST be ignored if **fUsefOleFromHtml** is 0x0. The default value for this property is 0x0.

E - fFakeMaster (1 bit): A bit that specifies whether the shape is imported from a VML **shapetype** element, as specified in [\[ISO/IEC29500-4:2011\]](#), Section 14. If this bit is set to 0x1, the shape will not be rendered and can be used to create other shapes. This value MUST be ignored if **fUsefFakeMaster** is 0x0. The default value for this property is 0x0.

F - unused4 (1 bit): A value that is undefined and MUST be ignored.

2.3.25 Web Component

The **Web Component** property set specifies the HTML content attributes of the shape.

2.3.25.1 webComponentWzHtml

The **webComponentWzHtml** property specifies the HTML content of the Web component. This property MAY [<89>](#) be ignored.

0	1	2	3	4	5	6	7	8	9	10	11	12	13	14	15	16	17	18	19	20	21	22	23	24	25	26	27	28	29	30	31
opid																webComponentWzHtml															
...																															

opid (2 bytes): An **OfficeArtFOPTEOPID** record, as defined in section [2.2.8](#), that specifies the header for this property. The following table specifies the subfields.

Field	Meaning
opid.opid	A value that MUST be 0x0680.
opid.fBid	A value that is undefined and MUST be ignored.
opid.fComplex	A bit that indicates whether the webComponentWzHtml_complex property, as defined in section 2.3.25.2 , exists. If the value equals 0x1, webComponentWzHtml_complex MUST exist.

webComponentWzHtml (4 bytes): The number of bytes of data in the **webComponentWzHtml_complex** property. If **opid.fComplex** equals 0x0, this value MUST be 0x00000000. The default value for this property is 0x00000000.

2.3.25.2 webComponentWzHtml_complex

The **webComponentWzHtml_complex** property specifies additional data for the **webComponentWzHtml** property, as defined in section [2.3.25.1](#). If the **opid.fComplex** bit of **webComponentWzHtml** equals 0x1, this property MUST exist.

0	1	2	3	4	5	6	7	8	9	10	11	12	13	14	15	16	17	18	19	20	21	22	23	24	25	26	27	28	29	30	31
webComponentWzHtml_complex (variable)																															
...																															

webComponentWzHtml_complex (variable): A null-terminated Unicode string that specifies HTML content.

2.3.25.3 webComponentWzName

The **webComponentWzName** property specifies the name of the Web component. This property MAY [<90>](#) be ignored.

0	1	2	3	4	5	6	7	8	9	10	11	12	13	14	15	16	17	18	19	20	21	22	23	24	25	26	27	28	29	30	31
opid																webComponentWzName															
...																															

opid (2 bytes): An **OfficeArtFOPTEOPID** record, as defined in section [2.2.8](#), that specifies the header for this property. The following table specifies the subfields.

Field	Meaning
opid.opid	A value that MUST be 0x0681.
opid.fBid	A value that is undefined and MUST be ignored.
opid.fComplex	A bit that indicates whether the webComponentWzName_complex property, as defined in section 2.3.25.4 , exists. If the value equals 0x1, webComponentWzName_complex MUST exist.

webComponentWzName (4 bytes): The number of bytes of data in the **webComponentWzName_complex** property. If **opid.fComplex** equals 0x0, this value MUST be 0x00000000. The default value for this property is 0x00000000.

2.3.25.4 webComponentWzName_complex

The **webComponentWzName_complex** property specifies additional data for the **webComponentWzName** property, as defined in section [2.3.25.3](#). If the **opid.fComplex** bit of **webComponentWzName** equals 0x1, this property MUST exist.

0	1	2	3	4	5	6	7	8	9	10	11	12	13	14	15	16	17	18	19	20	21	22	23	24	25	26	27	28	29	30	31
webComponentWzName_complex (variable)																															
...																															

webComponentWzName_complex (variable): A null-terminated Unicode string that specifies the name.

2.3.25.5 webComponentWzUrl

The **webComponentWzUrl** property specifies the URL of the Web component. This property MAY<91> be ignored.

0	1	2	3	4	5	6	7	8	9	10	11	12	13	14	15	16	17	18	19	20	21	22	23	24	25	26	27	28	29	30	31
opid																webComponentWzUrl															
...																															

opid (2 bytes): An **OfficeArtFOPTEOPID** record, as defined in section 2.2.8, that specifies the header for this property. The following table specifies the subfields.

Field	Meaning
opid.opid	A value that MUST be 0x0682.
opid.fBid	A value that is undefined and MUST be ignored.
opid.fComplex	A bit that indicates whether the webComponentWzUrl_complex property, as defined in section 2.3.25.6, exists. If the value equals 0x1, webComponentWzUrl_complex MUST exist.

webComponentWzUrl (4 bytes): The number of bytes of data in the **webComponentWzUrl_complex** property. If **opid.fComplex** equals 0x0, this value MUST be 0x00000000. The default value for this property is 0x00000000.

2.3.25.6 webComponentWzUrl_complex

The **webComponentWzUrl_complex** property specifies additional data for the **webComponentWzUrl** property, as defined in section 2.3.25.5. If the **opid.fComplex** bit of **webComponentWzUrl** equals 0x1, this property MUST exist.

0	1	2	3	4	5	6	7	8	9	10	11	12	13	14	15	16	17	18	19	20	21	22	23	24	25	26	27	28	29	30	31
webComponentWzUrl_complex (variable)																															
...																															

webComponentWzUrl_complex (variable): A null-terminated Unicode string that specifies the URL.

2.3.25.7 Web Component Boolean Properties

The **Web Component Boolean Properties** specify a 32-bit field of Boolean properties for the Web component. This property MAY<92> be ignored.

0	1	2	3	4	5	6	7	8	9	10	11	12	13	14	15	16	17	18	19	20	21	22	23	24	25	26	27	28	29	30	31
opid											unused1																A				
unused2											B																				

opid (2 bytes): An **OfficeArtFOPTEOPID** record, as defined in section [2.2.8](#), that specifies the header for this property. The following table specifies the subfields.

Field	Meaning
opid.opid	A value that MUST be 0x06BF.
opid.fBid	A value that MUST be 0x0.
opid.fComplex	A value that MUST be 0x0.

unused1 (15 bits): A value that is undefined and MUST be ignored.

A - fUseIsWebComponent (1 bit): A bit that specifies whether the **fIsWebComponent** bit is set. A value of 0x0 specifies that the **fIsWebComponent** MUST be ignored. The default value for this property is 0x0.

unused2 (15 bits): A value that is undefined and MUST be ignored.

B - fIsWebComponent (1 bit): A bit that specifies whether the shape is a Web component. This value MUST be ignored if **fUseIsWebComponent** is 0x0. The default value for this property is 0x0.

2.3.26 Ink

The **Ink** property set specifies the ink data of an **ink shape**.

2.3.26.1 pInkData

The **pInkData** property specifies the data that is used to represent an ink shape.

0	1	2	3	4	5	6	7	8	9	10	11	12	13	14	15	16	17	18	19	20	21	22	23	24	25	26	27	28	29	30	31
opid											pInkData																				
...																															

opid (2 bytes): An **OfficeArtFOPTEOPID** record, as defined in section [2.2.8](#), that specifies the header for this property. The following table specifies the subfields.

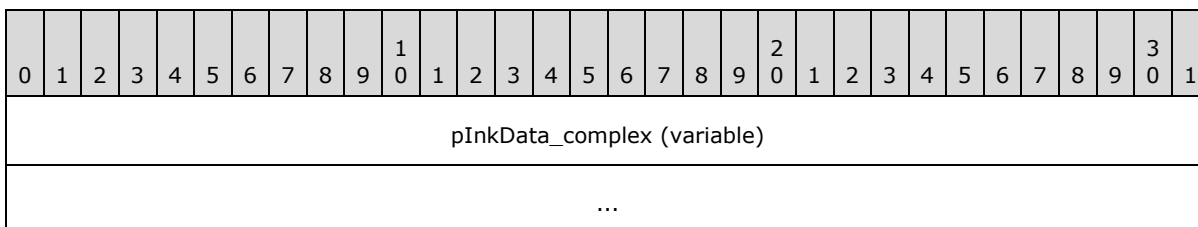
Field	Meaning
opid.opid	A value that MUST be 0x0700.

Field	Meaning
opid.fBid	A value that is undefined and MUST be ignored.
opid.fComplex	A bit that indicates whether the pInkData_complex property, as defined in section 2.3.26.2 , exists. If the value equals 0x1, pInkData_complex MUST exist.

pInkData (4 bytes): The number of bytes of data in the **pInkData_complex** property. This value MUST be 0x00000000 if **opid.fComplex** is 0x0. The default value for this property is 0x00000000.

2.3.26.2 pInkData_complex

The **pInkData_complex** property specifies additional data for the **pInkData** property, as defined in section [2.3.26.1](#). If the **opid.fComplex** bit of **pInkData** equals 0x1, this property MUST exist.



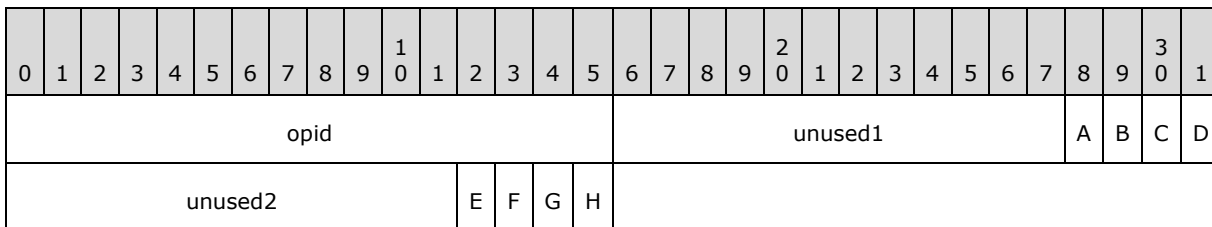
pInkData_complex (variable): An Ink Serialization Format stream, as specified in [\[MC-ISF\]](#), that specifies the ink strokes in this shape.

This property is an **IMsoInkData** record, as specified in section [2.2.52](#). It contains custom data that is stored as extended properties on ink stroke objects. The extended property information is specified in the following table.

Name	GUID	Meaning
DrawAttributeColorScheme	000C6800-0000-0000-C000-000000000046	An MSOCR record, as defined in section 2.2.44 , that specifies an ink stroke color.
TimeStamp	8A54CF58-97E6-4fc5-8F06-F8BAD2E19B22	A Universal Time Coordinates (UTC) time stamp.

2.3.26.3 Ink Boolean Properties

The **Ink Boolean Properties** specify a 32-bit field of Boolean properties for ink shapes.



opid (2 bytes): An **OfficeArtFOPTEOPID** record, as defined in section [2.2.8](#), that specifies the header for this property. The following table specifies the subfields.

Field	Meaning
opid.opid	A value that MUST be 0x073F.
opid.fBid	A value that MUST be 0x0.
opid.fComplex	A value that MUST be 0x0.

unused1 (12 bits): A value that is undefined and MUST be ignored.

A - fUsefInkAnnotation (1 bit): A bit that specifies whether the **fInkAnnotation** bit is set. A value of 0x0 specifies that **fInkAnnotation** MUST be ignored and the default value used instead. The default value for this property is 0x0.

B - fUsefHitTestInk (1 bit): A bit that specifies whether the **fHitTestInk** bit is set. A value of 0x0 specifies that **fHitTestInk** MUST be ignored and the default value used instead. The default value for this property is 0x0.

C - fUsefRenderShape (1 bit): A bit that specifies whether the **fRenderShape** bit is set. A value of 0x0 specifies that **fRenderShape** MUST be ignored and the default value used instead. The default value for this property is 0x0.

D - fUsefRenderInk (1 bit): A bit that specifies whether the **fRenderInk** bit is set. A value of 0x0 specifies that **fRenderInk** MUST be ignored and the default value used instead. The default value for this property is 0x0.

unused2 (12 bits): A value that is undefined and MUST be ignored.

E - fInkAnnotation (1 bit): A bit that specifies whether this shape is an ink annotation. This value MUST be ignored if **fUsefInkAnnotation** is 0x0. The default value for this property is 0x0.

F - fHitTestInk (1 bit): A bit that specifies whether to allow mouse hit testing of the ink strokes in this shape. This value MUST be ignored if **fUsefHitTestInk** is 0x0. The default value for this property is 0x1.

G - fRenderShape (1 bit): A bit that specifies whether to render the shape effects that are specified by other graphics properties in the **OfficeArtRGFOPTE** record, as defined in section [2.3.1](#). This value MUST be ignored if **fUsefRenderShape** is 0x0. The default value for this property is 0x0.

H - fRenderInk (1 bit): A bit that specifies whether to render the ink strokes in this shape. This value MUST be ignored if **fUsefRenderInk** is 0x0. The default value for this property is 0x0.

2.3.27 Signature Line

The **Signature Line** property set specifies the attributes of the **digital signature (1)** signing setup of the shape.

2.3.27.1 wzSigSetupId

The **wzSigSetupId** property specifies the GUID of the **signature line**. This property MAY<93> be ignored.

0	1	2	3	4	5	6	7	8	9	10	11	12	13	14	15	16	17	18	19	20	21	22	23	24	25	26	27	28	29	30	31
opid																wzSigSetupId															
...																															

opid (2 bytes): An **OfficeArtFOPTEOPID** record, as defined in section [2.2.8](#), that specifies the header for this property. The following table specifies the subfields.

Field	Meaning
opid.opid	A value that MUST be 0x0781.
opid.fBid	A value that is undefined and MUST be ignored.
opid.fComplex	A bit that indicates whether the wzSigSetupId_complex property, as defined in section 2.3.27.2 , exists. If the value equals 0x1, wzSigSetupId_complex MUST exist.

wzSigSetupId (4 bytes): The number of bytes of data in the **wzSigSetupId_complex** property. This value MUST be 0x00000000 if **opid.fComplex** is 0x0. The default value for this property is 0x00000000.

2.3.27.2 wzSigSetupId_complex

The **wzSigSetupId_complex** property specifies additional data for the **wzSigSetupId** property, as defined in section [2.3.27.1](#). If the **opid.fComplex** bit of **wzSigSetupId** equals 0x1, this property MUST exist.

0	1	2	3	4	5	6	7	8	9	10	11	12	13	14	15	16	17	18	19	20	21	22	23	24	25	26	27	28	29	30	31
wzSigSetupId_complex (variable)																															
...																															

wzSigSetupId_complex (variable): A null-terminated Unicode string that specifies the GUID of the signature line. The GUID is formatted in the following pattern:

{XXXXXXXX-XXXX-XXXX-XXXX-XXXXXXXXXXXX}

where the value of the GUID is represented as a series of hexadecimal digits in groups of 8, 4, 4, 4, and 12 digits that are separated by hyphens, with the entire series enclosed by braces.

2.3.27.3 wzSigSetupProvId

The **wzSigSetupProvId** property specifies the GUID of the provider that creates the signature line. This property MAY [<94>](#) be ignored.

0	1	2	3	4	5	6	7	8	9	10	11	12	13	14	15	16	17	18	19	20	21	22	23	24	25	26	27	28	29	30	31
opid																wzSigSetupProvId															
...																															

opid (2 bytes): An **OfficeArtFOPTEOPID** record, as defined in section 2.2.8, that specifies the header for this property. The following table specifies the subfields.

Field	Meaning
opid.opid	A value that MUST be 0x0782.
opid.fBid	A value that is undefined and MUST be ignored.
opid.fComplex	A bit that indicates whether the wzSigSetupProvId_complex property, as defined in section 2.3.27.4, exists. If the value equals 0x1, wzSigSetupProvId_complex MUST exist.

wzSigSetupProvId (4 bytes): The number of bytes of data in the **wzSigSetupProvId_complex** property. This value MUST be 0x00000000 if **opid.fComplex** is 0x0. The default value for this property is 0x00000000.

2.3.27.4 wzSigSetupProvId_complex

The **wzSigSetupProvId_complex** property specifies additional data for the **wzSigSetupProvId** property, as defined in section 2.3.27.3. If the **opid.fComplex** bit of **wzSigSetupProvId** equals 0x1, this property MUST exist.

0	1	2	3	4	5	6	7	8	9	10	11	12	13	14	15	16	17	18	19	20	21	22	23	24	25	26	27	28	29	30	31
wzSigSetupProvId_complex (variable)																															
...																															

wzSigSetupProvId_complex (variable): A null-terminated Unicode string that specifies the GUID of the provider that creates the signature line. The GUID is formatted in the following pattern:

{XXXXXXXX-XXXX-XXXX-XXXX-XXXXXXXXXXXX}

where the value of the GUID is represented as a series of hexadecimal digits in groups of 8, 4, 4, 4, and 12 digits that are separated by hyphens, with the entire series enclosed by braces.

2.3.27.5 wzSigSetupSuggSigner

The **wzSigSetupSuggSigner** property specifies the name of the suggested signer. This property MAY<95> be ignored.

0	1	2	3	4	5	6	7	8	9	10	11	12	13	14	15	16	17	18	19	20	21	22	23	24	25	26	27	28	29	30	31
opid																wzSigSetupSuggSigner															
...																															

opid (2 bytes): An **OfficeArtFOPTEOPID** record, as defined in section [2.2.8](#), that specifies the header for this property. The following table specifies the subfields.

Field	Meaning
opid.opid	A value that MUST be 0x0783.
opid.fBid	A value that is undefined and MUST be ignored.
opid.fComplex	A bit that indicates whether the wzSigSetupSuggSigner_complex property, as defined in section 2.3.27.6 , exists. If the value equals 0x1, wzSigSetupSuggSigner_complex MUST exist.

wzSigSetupSuggSigner (4 bytes): The number of bytes of data in the **wzSigSetupSuggSigner_complex** property. This value MUST be 0x00000000 if **opid.fComplex** is 0x0. The default value for this property is 0x00000000.

2.3.27.6 wzSigSetupSuggSigner_complex

The **wzSigSetupSuggSigner_complex** property specifies additional data for the **wzSigSetupSuggSigner** property, as defined in section [2.3.27.5](#). If the **opid.fComplex** bit of **wzSigSetupSuggSigner** equals 0x1, this property MUST exist.

0	1	2	3	4	5	6	7	8	9	10	11	12	13	14	15	16	17	18	19	20	21	22	23	24	25	26	27	28	29	30	31
wzSigSetupSuggSigner_complex (variable)																															
...																															

wzSigSetupSuggSigner_complex (variable): A null-terminated Unicode string that specifies the name of the suggested signer.

2.3.27.7 wzSigSetupSuggSigner2

The **wzSigSetupSuggSigner2** property specifies the title or additional information about the suggested signer. This property MAY [<96>](#) be ignored.

0	1	2	3	4	5	6	7	8	9	10	11	12	13	14	15	16	17	18	19	20	21	22	23	24	25	26	27	28	29	30	31
opid																wzSigSetupSuggSigner2															
...																															

opid (2 bytes): An **OfficeArtFOPTEOPID** record, as defined in section [2.2.8](#), that specifies the header for this property. The following table specifies the subfields.

Field	Meaning
opid.opid	A value that MUST be 0x0784.
opid.fBid	A value that is undefined and MUST be ignored.
opid.fComplex	A bit that indicates whether the wzSigSetupSuggSigner2_complex property, as defined in section 2.3.27.8 , exists. If the value equals 0x1, wzSigSetupSuggSigner2_complex MUST exist.

wzSigSetupSuggSigner2 (4 bytes): The number of bytes of data in the **wzSigSetupSuggSigner2** property. This value MUST be 0x00000000 if **opid.fComplex** is 0x0. The default value for this property is 0x00000000.

2.3.27.8 wzSigSetupSuggSigner2_complex

This property specifies additional data for the **wzSigSetupSuggSigner2** property, as defined in section [2.3.27.7](#). If the **opid.fComplex** bit of **wzSigSetupSuggSigner2** equals 0x1, this property MUST exist.

0	1	2	3	4	5	6	7	8	9	1	0	1	2	3	4	5	6	7	8	9	2	0	1	2	3	4	5	6	7	8	9	3	0	1
wzSigSetupSuggSigner2_complex (variable)																																		
...																																		

wzSigSetupSuggSigner2_complex (variable): A null-terminated Unicode string that specifies the title or additional information about the suggested signer.

2.3.27.9 wzSigSetupSuggSignerEmail

The **wzSigSetupSuggSignerEmail** property specifies the e-mail address of the suggested signer. This property MAY [<97>](#) be ignored.

0	1	2	3	4	5	6	7	8	9	1	0	1	2	3	4	5	6	7	8	9	2	0	1	2	3	4	5	6	7	8	9	3	0	1
opid										wzSigSetupSuggSignerEmail																								
...																																		

opid (2 bytes): An **OfficeArtFOPTEOPID** record, as defined in section [2.2.8](#), that specifies the header for this property. The following table specifies the subfields.

Field	Meaning
opid.opid	A value that MUST be 0x0785.

Field	Meaning
opid.fBid	A value that is undefined and MUST be ignored.
opid.fComplex	A bit that indicates whether the wzSigSetupSuggSignerEmail_complex property, as defined in section 2.3.27.10 , exists. If the value equals 0x1, wzSigSetupSuggSignerEmail_complex MUST exist.

wzSigSetupSuggSignerEmail (4 bytes): The number of bytes of data in the **wzSigSetupSuggSignerEmail_complex** property. This value MUST be 0x00000000 if **opid.fComplex** is 0x0. The default value for this property is 0x00000000.

2.3.27.10 wzSigSetupSuggSignerEmail_complex

The **wzSigSetupSuggSignerEmail_complex** property specifies additional data for the **wzSigSetupSuggSignerEmail** property, as defined in section [2.3.27.9](#). If the **opid.fComplex** bit of **wzSigSetupSuggSignerEmail** equals 0x1, this property MUST exist.

0	1	2	3	4	5	6	7	8	9	10	11	12	13	14	15	16	17	18	19	20	21	22	23	24	25	26	27	28	29	30	31
wzSigSetupSuggSignerEmail_complex (variable)																															
...																															

wzSigSetupSuggSignerEmail_complex (variable): A null-terminated Unicode string that specifies the e-mail address of the suggested signer.

2.3.27.11 wzSigSetupSignInst

The **wzSigSetupSignInst** property specifies the signing instruction that is displayed to the signer. This property MAY [<98>](#) be ignored.

0	1	2	3	4	5	6	7	8	9	10	11	12	13	14	15	16	17	18	19	20	21	22	23	24	25	26	27	28	29	30	31
opid																wzSigSetupSignInst															
...																															

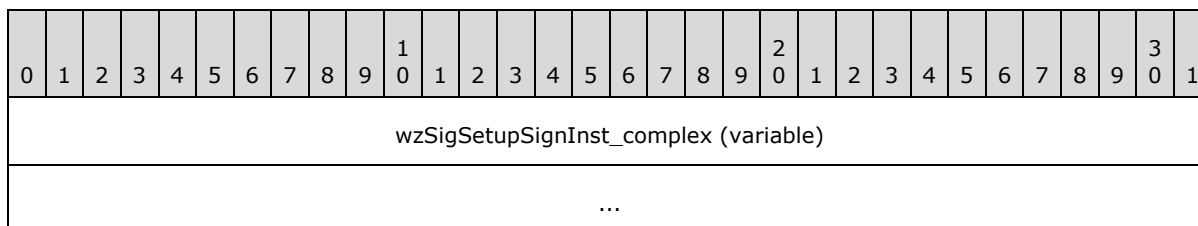
opid (2 bytes): An **OfficeArtFOPTEOPID** record, as defined in section [2.2.8](#), that specifies the header for this property. The following table specifies the subfields.

Field	Meaning
opid.opid	A value that MUST be 0x0786.
opid.fBid	A value that is undefined and MUST be ignored.
opid.fComplex	A bit that indicates whether the wzSigSetupSignInst_complex property, as defined in section 2.3.27.12 , exists. If the value equals 0x1, wzSigSetupSignInst_complex MUST exist.

wzSigSetupSignInst (4 bytes): The number of bytes of data in the **wzSigSetupSignInst_complex** property. This value MUST be 0x00000000 if **opid.fComplex** is 0x0. The default value for this property is 0x00000000.

2.3.27.12 wzSigSetupSignInst_complex

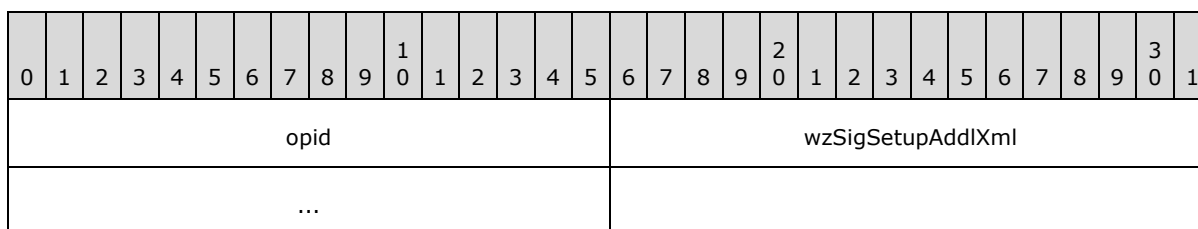
The **wzSigSetupSignInst_complex** property specifies additional data for the **wzSigSetupSignInst** property, as defined in section [2.3.27.11](#). If the **opid.fComplex** bit of **wzSigSetupSignInst** equals 0x1, this property MUST exist.



wzSigSetupSignInst_complex (variable): A null-terminated Unicode string specifying the signing instruction that is displayed to the signer.

2.3.27.13 wzSigSetupAddIXml

The **wzSigSetupAddIXml** property specifies additional information in XML format that is provided by the provider that creates the signature line. This property MAY [<99>](#) be ignored.



opid (2 bytes): An **OfficeArtFOPTEOPID** record, as defined in section [2.2.8](#), that specifies the header for this property. The following table specifies the subfields.

Field	Meaning
opid.opid	A value that MUST be 0x0787.
opid.fBid	A value that is undefined and MUST be ignored.
opid.fComplex	A bit that indicates whether the wzSigSetupAddIXml_complex property, as defined in section 2.3.27.14 , exists. If the value equals 0x1, wzSigSetupAddIXml_complex MUST exist.

wzSigSetupAddIXml (4 bytes): The number of bytes of data in the **wzSigSetupAddIXml_complex** property. This value MUST be 0x00000000 if **opid.fComplex** is 0x0. The default value for this property is 0x00000000.

2.3.27.14 wzSigSetupAddXml_complex

The **wzSigSetupAddXml_complex** property specifies additional data for the **wzSigSetupAddXml** property, as defined in section [2.3.27.13](#). If the **opid.fComplex** bit of **wzSigSetupAddXml** equals 0x1, this property MUST exist.

0	1	2	3	4	5	6	7	8	9	10	11	12	13	14	15	16	17	18	19	20	21	22	23	24	25	26	27	28	29	30	31
wzSigSetupAddXml_complex (variable)																															
...																															

wzSigSetupAddXml_complex (variable): A null-terminated Unicode string that specifies additional information in XML format.

2.3.27.15 wzSigSetupProvUrl

The **wzSigSetupProvUrl** property specifies the URL of the provider that creates the signature line. This property MAY [<100>](#) be ignored.

0	1	2	3	4	5	6	7	8	9	10	11	12	13	14	15	16	17	18	19	20	21	22	23	24	25	26	27	28	29	30	31
opid										wzSigSetupProvUrl																					
...																															

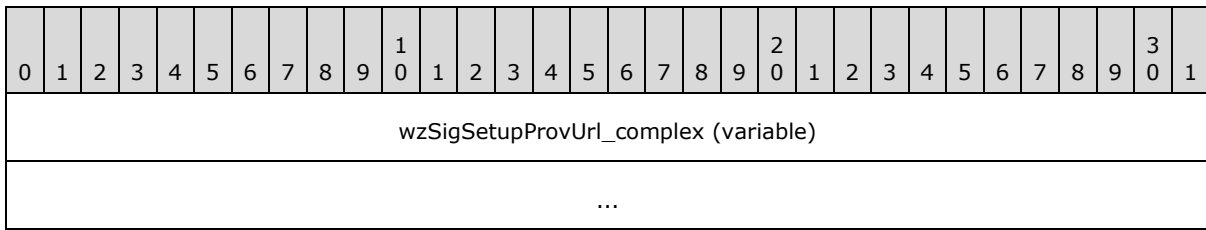
opid (2 bytes): An **OfficeArtFOPTEOPID** record, as defined in section [2.2.8](#), that specifies the header for this property. The following table specifies the subfields.

Field	Meaning
opid.opid	A value that MUST be 0x0788.
opid.fBid	A value that is undefined and MUST be ignored.
opid.fComplex	A bit that indicates whether the wzSigSetupProvUrl_complex property, as defined in section 2.3.27.16 , exists. If the value equals 0x1, wzSigSetupProvUrl_complex MUST exist.

wzSigSetupProvUrl (4 bytes): The number of bytes of data in the **wzSigSetupProvUrl_complex** property. This value MUST be 0x00000000 if **opid.fComplex** is 0x0. The default value for this property is 0x00000000.

2.3.27.16 wzSigSetupProvUrl_complex

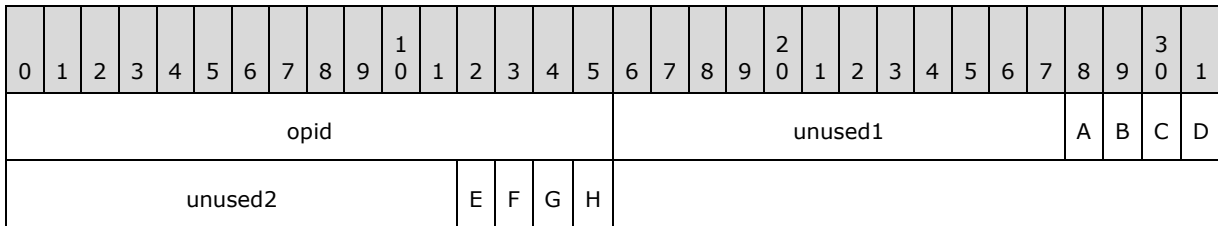
The **wzSigSetupProvUrl_complex** property specifies additional data for the **wzSigSetupProvUrl** property, as defined in section [2.3.27.15](#). If the **opid.fComplex** bit of **wzSigSetupProvUrl** equals 0x1, this property MUST exist.



wzSigSetupProvUrl_complex (variable): A null-terminated Unicode string that specifies the URL of the provider.

2.3.27.17 Signature Line Boolean Properties

The **Signature Line Boolean Properties** specify a 32-bit field of Boolean properties for the signature line. This property MAY [<101>](#) be ignored.



opid (2 bytes): An **OfficeArtFOPTEOPID** record, as defined in section [2.2.8](#), that specifies the header for this property. The following table specifies the subfields.

Field	Meaning
opid.opid	A value that MUST be 0x07BF.
opid.fBid	A value that MUST be 0x0.
opid.fComplex	A value that MUST be 0x0.

unused1 (12 bits): A value that is undefined and MUST be ignored.

A - fUsefSigSetupShowSignDate (1 bit): A bit that specifies whether the **fSigSetupShowSignDate** bit is set. A value of 0x0 specifies that **fSigSetupShowSignDate** MUST be ignored. The default value for this property is 0x0.

B - fUsefSigSetupAllowComments (1 bit): A bit that specifies whether the **fSigSetupAllowComments** bit is set. A value of 0x0 specifies that **fSigSetupAllowComments** MUST be ignored. The default value for this property is 0x0.

C - fUsefSigSetupSignInstSet (1 bit): A bit that specifies whether the **fSigSetupSignInstSet** bit is set. A value of 0x0 specifies that **fSigSetupSignInstSet** MUST be ignored. The default value for this property is 0x0.

D - fUsefIsSignatureLine (1 bit): A bit that specifies whether the **fIsSignatureLine** bit is set. A value of 0x0 specifies that **fIsSignatureLine** MUST be ignored. The default value for this property is 0x0.

unused2 (12 bits): A value that is undefined and MUST be ignored.

E - fSigSetupShowSignDate (1 bit): A bit that specifies whether the signing date will be displayed. This value MUST be ignored if **fUsefSigSetupShowSignDate** is 0x0. The default value for this property is 0x1.

F - fSigSetupAllowComments (1 bit): A bit that specifies whether a comment from the signer is allowed. This value MUST be ignored if **fUsefSigSetupAllowComments** is 0x0. The default value for this property is 0x0.

G - fSigSetupSignInstSet (1 bit): A bit that specifies whether the signing instruction will be overridden. The following table specifies the meaning of each value for this bit. This value MUST be ignored if **fUsefSigSetupSignInstSet** is 0x0. The default value for this property is 0x0.

Value	Meaning
0x0	Specifies that a default signing instruction will be displayed.
0x1	Specifies that the wzSigSetupSignInst_complex property will be displayed.

H - fIsSignatureLine (1 bit): A bit that specifies whether the shape is a signature line. This value MUST be ignored if **fUsefIsSignatureLine** is 0x0. The default value for this property is 0x0.

2.4 Enumerations

2.4.1 MSOBLIPTYPE

Referenced by: [OfficeArtFBSE](#)

The **MSOBLIPTYPE** enumeration, as shown in the following table, specifies the persistence format of bitmap data.

Name	Value	Meaning
msoblipERROR	0x00	Error reading the file.
msoblipUNKNOWN	0x01	Unknown BLIP type.
msoblipEMF	0x02	EMF.
msoblipWMF	0x03	WMF.
msoblipPICT	0x04	Macintosh PICT.
msoblipJPEG	0x05	JPEG.
msoblipPNG	0x06	PNG.
msoblipDIB	0x07	DIB
msoblipTIFF	0x11	TIFF
msoblipCMYKJPEG	0x12	JPEG in the YCCK or CMYK color space.

2.4.2 MSODGCID

The **MSODGCID** enumeration, as shown in the following table, specifies the command identifiers that are used for customizing toolbars and keyboard shortcuts.

Name	Value	Meaning
msodgcidNil	0x0000	Undefined—the command is specified by a toolbar control identifier (TCID) .
msodgcidPaste	0x0004	Paste.
msodgcidSelectAll	0x0006	Select all the drawing objects.
msodgcidRepeat	0x0008	Repeat the last action.
msodgcidBringToFront	0x000C	Bring the drawing objects to the front.
msodgcidSendToBack	0x000D	Send the drawing objects to the back.
msodgcidBringForward	0x000E	Bring the drawing objects forward. (Not necessarily all the way to the front.)
msodgcidSendBackward	0x000F	Send the drawing objects backward. (Not necessarily all the way to the back.)
msodgcidBringInFrontOfDocument	0x0010	Bring the drawing objects in front of the text.
msodgcidSendBehindDocument	0x0011	Send the drawing objects behind the text.
msodgcidGroup	0x0012	Group the drawing objects.
msodgcidUngroup	0x0013	Ungroup the grouped drawing objects.
msodgcidRegroup	0x0014	Regroup the drawing objects.
msodgcidInsertPolygonPt	0x0019	Add a point to a polygon shape.
msodgcidDeletePolygonPt	0x001A	Delete a point from a polygon shape.
msodgcidCopyPolygonPt	0x001C	Copy a polygon point.
msodgcidClosePolygon	0x001D	Close the path on a shape that has an open path.
msodgcidOpenPolygon	0x001E	Open the path on a shape that has a closed path.
msodgcidPolygonReshape	0x0020	Update the vertex and segment information in the polygon.
msodgcidAutoVertex	0x0021	Edit a point on a shape to be an

Name	Value	Meaning
		automatic point. An automatic point has Bezier handles which are automatically calculated based on the positions of the adjacent vertices.
msodgcidSmoothVertex	0x0022	Edit a point on a shape to be a smooth point. A smooth point has Bezier handles which are collinear with and equidistant from the point.
msodgcidStraightVertex	0x0023	Edit a point on a shape to be a straight point. A straight point has Bezier handles which are collinear with the point, but not necessarily equidistant from it.
msodgcidCornerVertex	0x0024	Edit a point on a shape to be a corner point.
msodgcidStraightSegment	0x0025	Edit a segment on a shape to be a straight segment.
msodgcidCurvedSegment	0x0026	Edit a segment on a shape to be a curved segment.
msodgcidRotateLeft90	0x0029	Rotate the drawing objects 90 degrees counterclockwise.
msodgcidRotateRight90	0x002A	Rotate the drawing objects 90 degrees clockwise.
msodgcidFlipHorizontal	0x002B	Horizontally flip the drawing objects.
msodgcidFlipVertical	0x002C	Vertically flip the drawing objects.
msodgcidAlignLeft	0x002D	Align the drawing objects to the left side.
msodgcidAlignCenterHorizontal	0x002E	Align the drawing objects to the center.
msodgcidAlignRight	0x002F	Align the drawing objects to the right side.
msodgcidAlignTop	0x0030	Align the drawing objects to the top.
msodgcidAlignCenterVertical	0x0031	Vertically align the drawing objects to the middle.
msodgcidAlignBottom	0x0032	Align the drawing objects to the bottom.
msodgcidAlignPageRelative	0x0033	Align the drawing objects relative to the page, rather than relative to one another.

Name	Value	Meaning
msodgcidDistributeHorizontal	0x0034	Horizontally distribute the drawing objects.
msodgcidDistributeVertical	0x0035	Vertically distribute the drawing objects.
msodgcidDistributePageRelative	0x0036	When distributing the drawing objects, do so relative to the page or slide, rather than relative to one another.
msodgcidNudgeLeft	0x0037	Nudge the drawing objects to the left.
msodgcidNudgeRight	0x0038	Nudge the drawing objects to the right.
msodgcidNudgeUp	0x0039	Nudge the drawing objects up.
msodgcidNudgeDown	0x003A	Nudge the drawing objects down.
msodgcidNudgeLeftOne	0x003B	Nudge the drawing objects to the left by one pixel.
msodgcidNudgeRightOne	0x003C	Nudge the drawing objects to the right by one pixel.
msodgcidNudgeUpOne	0x003D	Nudge the drawing objects up by one pixel.
msodgcidNudgeDownOne	0x003E	Nudge the drawing objects down by one pixel.
msodgcidToggleReshapeMode	0x003F	Toggle the reshape mode.
msodgcidToggleRotateMode	0x0040	Toggle the rotate mode.
msodgcidToggleCropMode	0x0041	Crop the picture.
msodgcidMoreFillColor	0x0043	Show more fill colors.
msodgcidFillEffect	0x0044	Show more fill effects.
msodgcidMoreLineColor	0x0045	Show more outline colors.
msodgcidMoreLineWidth	0x0046	Show more line widths.
msodgcidMoreArrow	0x0047	Show more line end decorations.
msodgcidTextEffectRotateCharacters	0x0048	Display the text in stylized text objects as vertical text.
msodgcidTextEffectStretchToFill	0x0049	Stretch the text in stylized text objects to fill the shape.
msodgcidTextEffectSameHeight	0x004A	Set all the letters to the same height in stylized text objects.
msodgcidTextEffectAlignLeft	0x004B	Align the text in stylized text

Name	Value	Meaning
		objects to the left side.
msodgcidTextEffectAlignCenter	0x004C	Align the text in stylized text objects to the center.
msodgcidTextEffectAlignRight	0x004D	Align the text in stylized text objects to the right side.
msodgcidTextEffectAlignLetterJustify	0x004E	Set the alignment for stylized text objects to letter justify.
msodgcidTextEffectAlignWordJustify	0x0050	Set the alignment for stylized text objects to word justify.
msodgcidTextEffectAlignStretchJustify	0x0051	Set the alignment for stylized text objects to stretch justify.
msodgcidTextEffectSpacingVeryTight	0x0052	Set the text spacing for stylized text objects to very tight.
msodgcidTextEffectSpacingTight	0x0053	Set the text spacing for stylized text objects to tight.
msodgcidTextEffectSpacingNormal	0x0054	Set the text spacing for stylized text objects to normal.
msodgcidTextEffectSpacingLoose	0x0055	Set the text spacing for stylized text objects to loose.
msodgcidTextEffectSpacingVeryLoose	0x0056	Set the text spacing for stylized text objects to very loose.
msodgcidTextEffectKernPairs	0x0057	Kern character pairs that exist in the text in stylized text objects.
msodgcidTextEffectEditText	0x0058	Edit the text in a stylized text object.
msodgcidPictureMoreContrast	0x0059	Increase the contrast of the picture.
msodgcidPictureLessContrast	0x005A	Decrease the contrast of the picture.
msodgcidPictureMoreBrightness	0x005B	Increase the brightness of the picture.
msodgcidPictureLessBrightness	0x005C	Decrease the brightness of the picture.
msodgcidPictureReset	0x005D	Reset the picture to the default settings.
msodgcidPictureImageAutomatic	0x005E	Use automatic picture colors.
msodgcidPictureImageGrayscale	0x005F	Display the picture in grayscale.
msodgcidPictureImageBlackWhite	0x0060	Display picture in black and white.

Name	Value	Meaning
msodgcidPictureImageWatermark	0x0061	Add a watermark to the picture.
msodgcidPictureInLine	0x0062	Set the picture to be inline with the text.
msodgcidMoreShadow	0x0067	Show the shadow settings.
msodgcidMoreShadowColor	0x0068	Show more shadow colors.
msodgcidNudgeShadowUp	0x0069	Nudge the shadow up.
msodgcidNudgeShadowDown	0x006A	Nudge the shadow down.
msodgcidNudgeShadowLeft	0x006B	Nudge the shadow to the left.
msodgcidNudgeShadowRight	0x006C	Nudge the shadow to the right.
msodgcidMore3D	0x006D	Show the 3-D settings.
msodgcidMore3DColor	0x006E	Show more 3-D colors.
msodgcid3DToggle	0x006F	Toggle the 3-D options on or off.
msodgcid3DTiltForward	0x0070	Tilt the 3-D drawing objects down.
msodgcid3DTiltBackward	0x0071	Tilt the 3-D drawing objects up.
msodgcid3DTiltLeft	0x0072	Tilt the 3-D drawing objects to the left.
msodgcid3DTiltRight	0x0073	Tilt the 3-D drawing objects to the right.
msodgcid3DDepth0	0x0074	Set the 3-D depth to 0 points.
msodgcid3DDepth1	0x0075	Set the 3-D depth to 36 points.
msodgcid3DDepth2	0x0076	Set the 3-D depth to 72 points.
msodgcid3DDepth3	0x0077	Set the 3-D depth to 144 points.
msodgcid3DDepth4	0x0078	Set the 3-D depth to 288 points.
msodgcid3DDepthInfinite	0x0079	Set the 3-D depth to infinity.
msodgcid3DPerspective	0x007A	Set the 3-D direction to perspective.
msodgcid3DParallel	0x007B	Set the 3-D direction to parallel.
msodgcid3DLightingFlat	0x007C	Set the 3-D lighting to bright.
msodgcid3DLightingNormal	0x007D	Set the 3-D lighting to normal.
msodgcid3DLightingHarsh	0x007E	Set the 3-D lighting to dim.
msodgcid3DSurfaceMatte	0x007F	Set the 3-D surface to matte.
msodgcid3DSurfacePlastic	0x0080	Set the 3-D surface to plastic.

Name	Value	Meaning
msodgcid3DSurfaceMetal	0x0081	Set the 3-D surface to metal.
msodgcid3DSurfaceWireFrame	0x0082	Set the 3-D surface to wire frame.
msodgcidToolPointer	0x0087	Select drawing objects.
msodgcidToolMarquee	0x0088	Drag a rectangle to select multiple drawing objects.
msodgcidToolLine	0x008C	Insert a line shape.
msodgcidToolArrow	0x008D	Insert an arrow shape.
msodgcidToolDoubleArrow	0x008E	Insert a double arrow shape.
msodgcidToolArc	0x008F	Insert an arc shape.
msodgcidToolPolygon	0x0090	Insert a polygon shape.
msodgcidToolFilledPolygon	0x0091	Insert a filled polygon shape.
msodgcidToolCurve	0x0092	Insert a curve shape.
msodgcidToolFreeform	0x0093	Insert a freeform shape.
msodgcidToolFilledFreeform	0x0094	Insert a filled freeform shape.
msodgcidToolFreehand	0x0095	Insert a scribble shape.
msodgcidToolText	0x0098	Insert a text box.
msodgcidToolStraightConnector	0x009D	Insert a straight connector shape.
msodgcidToolAngledConnector	0x009E	Insert an elbow connector shape.
msodgcidToolCurvedConnector	0x009F	Insert a curved connector shape.
msodgcidSwatchFillColorNone	0x00A1	Set the fill color to no color.
msodgcidSwatchFillColorStandard	0x00A2	Standard fill colors.
msodgcidSwatchFillColorMRU	0x00A3	Recently used fill colors.
msodgcidSwatchLineColorNone	0x00A4	Set the line color to no color.
msodgcidSwatchLineColorStandard	0x00A5	Standard line colors.
msodgcidSwatchLineColorMRU	0x00A6	Recently used line colors.
msodgcidSwatchShadowColorStandard	0x00A8	Standard shadow colors.
msodgcidSwatchShadowColorMRU	0x00A9	Recently used shadow colors.
msodgcidSwatch3DColorAutomatic	0x00AB	Automatic 3-D colors.
msodgcidSwatch3DColorStandard	0x00AC	Standard 3-D colors.
msodgcidSwatch3DColorMRU	0x00AD	Recently used 3-D colors.

Name	Value	Meaning
msodgcidSwatchDlgGradientFgColorStandard	0x00BD	Select the gradient foreground color from the standard colors.
msodgcidSwatchDlgColorMRU	0x00C7	Recently used colors.
msodgcidSplitMenuLineColor	0x00DF	Recently used line colors.
msodgcidSplitMenuShadowColor	0x00E0	Recently used shadow colors.
msodgcidSplitMenu3DColor	0x00E1	Recently used 3-D colors.
msodgcidRerouteConnections	0x00E2	Reroute the connectors.
msodgcidStraightStyle	0x00E3	Change the selected connector to a straight connector.
msodgcidAngledStyle	0x00E4	Change the selected connector to an elbow connector.
msodgcidCurvedStyle	0x00E5	Change the selected connector to a curved connector.
msodgcidToggleFill	0x00E6	Set the fill color.
msodgcidToggleLine	0x00E7	Set the line color.
msodgcidToggleShadow	0x00E8	Toggle the shadow on or off.
msodgcidEditPicture	0x00EB	Edit the picture.
msodgcidFormatShape	0x00EC	Format the shape object.
msodgcidTextEffectInsert	0x00F0	Show the options for stylized text objects.
msodgcidTextEffectToolbarToggle	0x00F1	Show the toolbar for stylized text objects.
msodgcidLinePatternFill	0x00FD	Show the options for patterned lines.
msodgcidActivateText	0x010A	Add text to the drawing object.
msodgcidToggleShadowOpacity	0x010B	Set the shadow opacity.
msodgcidExitReshapeMode	0x010C	Exit edit point mode.
msodgcidToolVerticalText	0x010D	Insert a vertical text box.
msodgcidExitRotateMode	0x010E	Exit rotate mode.
msodgcidTogglePictureToolbar	0x010F	Show the picture toolbar.
msodgcidSetDefaults	0x0110	Set the selected shape as the default shape.
msodgcidToolStraightArrowConnector	0x0112	Insert a straight arrow connector shape.

Name	Value	Meaning
msodgcidToolAngledArrowConnector	0x0113	Insert an elbow arrow connector shape.
msodgcidToolCurvedArrowConnector	0x0114	Insert a curved arrow connector shape.
msodgcidToolStraightDbIArrowConnector	0x0115	Insert a straight double-arrow connector shape.
msodgcidToolAngledDbIArrowConnector	0x0116	Insert an elbow double-arrow connector shape.
msodgcidToolCurvedDbIArrowConnector	0x0117	Insert a curved double-arrow connector shape.
msodgcidToolSetTransparentColor	0x0118	Set the transparent color.
msodgcidTextEffectGallery	0x0119	Show the gallery for stylized text objects. The gallery is a series of sample images that illustrate the various stylized text objects available. Any option may be customized after it has been selected from the gallery.
msodgcidShowAutoShapesAndDrawingToolbars	0x011A	Show the automatic shapes and drawing toolbars.
msodgcidDeleteSegment	0x011D	Delete a line segment from a shape.
msodgcidTogglePointerMode	0x0122	Select objects.
msodgcidInsertScript	0x0136	Insert a script on the Web page.
msodgcidRunCag	0x0139	Open the task pane for clip art.
msodgcidRunCagForPictures	0x013A	Insert a picture from the clip organizer.
msodgcidRunCagForMovies	0x013B	Insert a movie from the clip organizer.
msodgcidRunCagForSounds	0x013C	Insert a sound from the clip organizer.
msodgcidRunCagForShapes	0x013D	Show the automatic shapes from the clip organizer.
msodgcidMultiSelect	0x013F	Select multiple objects.
msodgcidInsertDrawingCanvas	0x0140	Insert a new drawing canvas.
msodgcidInsertOrgChart	0x0141	Insert an organizational chart diagram.
msodgcidInsertRadialChart	0x0142	Insert a radial diagram.
msodgcidInsertCycleChart	0x0143	Insert a cycle diagram.

Name	Value	Meaning
msodgcidInsertStackedChart	0x0144	Insert a pyramid diagram.
msodgcidInsertBullsEyeChart	0x0145	Insert a target diagram.
msodgcidInsertVennDiagram	0x0146	Insert a Venn diagram.
msodgcidOrgChartInsertSubordinate	0x0147	Insert a subordinate node for an organizational chart.
msodgcidOrgChartInsertCoworker	0x0148	Insert a coworker node for an organizational chart.
msodgcidOrgChartInsertAssistant	0x0149	Insert an assistant node for an organizational chart.
msodgcidOrgChartDeleteNode	0x014A	Delete the diagram node.
msodgcidOrgChartLayoutHorizontal1	0x014B	Set the organizational chart layout to standard.
msodgcidOrgChartLayoutHorizontal2	0x014C	Set the organizational chart layout to both hanging.
msodgcidOrgChartLayoutVertical1	0x014D	Set the organizational chart layout to right hanging.
msodgcidOrgChartLayoutVertical2	0x014E	Set the organizational chart layout to left hanging.
msodgcidDiagramStyle	0x014F	Change the diagram style.
msodgcidConvertToVenn	0x0151	Convert the selected diagram to a Venn diagram.
msodgcidConvertToRadial	0x0152	Convert the selected diagram to a radial diagram.
msodgcidConvertToCycle	0x0153	Convert the selected diagram to a cycle diagram.
msodgcidConvertToBullsEye	0x0154	Convert the selected diagram to a target diagram.
msodgcidConvertToPyramid	0x0155	Convert the selected diagram to a pyramid diagram.
msodgcidMoveDiagramShapeUp	0x0156	Move the diagram shape backward.
msodgcidMoveDiagramShapeDown	0x0157	Move the diagram shape forward.
msodgcidInsertDiagramShape	0x0158	Insert a shape into diagram.
msodgcidInsertDiagram	0x0159	Insert a diagram.
msodgcidCanvasFit	0x015B	Fit the diagram to the canvas.
msodgcidCanvasResize	0x015C	Resize the drawing canvas.

Name	Value	Meaning
msodgcidToggleCanvasToolbar	0x015D	Show the drawing canvas toolbar.
msodgcidCanvasExpand	0x015F	Expand the drawing canvas.
msodgcidAlignCanvasRelative	0x0179	Align the diagram relative to the drawing canvas, rather than relative to the page or to other objects.
msodgcidOrgChartSelectLevel	0x017A	Select the level inside the organizational chart.
msodgcidOrgChartSelectBranch	0x017B	Select the branch inside the organizational chart.
msodgcidOrgChartSelectAllAssistants	0x017C	Select all the assistants.
msodgcidOrgChartSelectAllConnectors	0x017D	Select all the connector shapes.
msodgcidDiagramDeleteNode	0x017E	Delete the shape from the diagram.
msodgcidDiagramReverse	0x017F	Reverse the direction of the diagram.
msodgcidDiagramAutoLayout	0x0180	Set the diagram layout to automatic layout.
msodgcidOrgChartAutoLayout	0x0181	Set the organizational chart layout to automatic layout.
msodgcidOptimizePictDialog	0x0187	Show the compress pictures options.
msodgcidDiagramFit	0x018D	Fit the diagram to its contents.
msodgcidDiagramResize	0x018E	Resize the diagram.
msodgcidDiagramExpand	0x018F	Expand the diagram.
msodgcidOrgChartFit	0x0190	Fit the organizational chart to its contents.
msodgcidOrgChartResize	0x01F5	Resize the organizational chart.
msodgcidOrgChartExpand	0x01F6	Expand the organizational chart.
msodgcidOrgChartStyle	0x01F7	Change the style for the organizational chart.
msodgciSplitMenuOrgChartInsertShape	0x01F8	Insert a shape in the organizational chart.
msodgcidDiagramAutoFormat	0x01F9	Use automatic formatting for the organizational chart.
msodgcidCanvasScale	0x01FB	Scale the drawing canvas.
msodgcidOrgChartScale	0x01FC	Scale the organizational chart.

Name	Value	Meaning
msodgcidDiagramScale	0x01FD	Scale the diagram.
msodgcidAlignOrgChartRelative	0x01FF	Align the selection relative to the organizational chart it is contained in.
msodgcidAlignDiagramRelative	0x0200	Align the selection relative to the diagram it is contained in.
msodgcidSplitMenuInkColor	0x0204	Recently used ink color.
msodgcidSplitMenuInkAnntColor	0x0206	Recently used annotation color.
msodgcidInkStyle1	0x0208	Set the ink style to Color 1.
msodgcidInkStyle2	0x0209	Set the ink style to Color 2.
msodgcidInkStyle3	0x020A	Set the ink style to Color 3.
msodgcidInkStyle4	0x020B	Set the ink style to Color 4.
msodgcidInkStyle5	0x020C	Set the ink style to Color 5.
msodgcidInkStyle6	0x020D	Set the ink style to Color 6.
msodgcidInkStyle7	0x020E	Set the ink style to Color 7.
msodgcidInkStyle8	0x020F	Set the ink style to Color 8.
msodgcidInkStyle9	0x0210	Set the ink style to Color 9.
msodgcidInkAnnotationStyle1	0x0211	Set the annotation style to Color 1.
msodgcidInkAnnotationStyle2	0x0212	Set the annotation style to Color 2.
msodgcidInkAnnotationStyle3	0x0213	Set the annotation style to Color 3.
msodgcidInkAnnotationStyle4	0x0214	Set the annotation style to Color 4.
msodgcidInkAnnotationStyle5	0x0215	Set the annotation style to Color 5.
msodgcidInkAnnotationStyle6	0x0216	Set the annotation style to Color 6.
msodgcidInkAnnotationStyle7	0x0217	Set the annotation style to Color 7.
msodgcidInkAnnotationStyle8	0x0218	Set the annotation style to Color 8.
msodgcidInkAnnotationStyle9	0x0219	Set the annotation style to Color 9.
msodgcidToggleInkToolbar	0x021A	Show the ink drawing and writing

Name	Value	Meaning
		toolbar.
msodgcidToggleInkAnnotationToolbar	0x021B	Show the ink annotations toolbar.
msodgcidClearAllInkAnnotations	0x021C	Delete all the ink annotations in the document.
msodgcidInkDrawing	0x021E	Toggle the ink drawing/writing mode.
msodgcidExitInkMode	0x0220	Exit ink mode.
msodgcidInkEraser	0x0221	Use the ink eraser.
msodgcidInkAnnotationEraser	0x0222	Use the annotation eraser.
msodgcidExitInkAnnotationMode	0x0223	Exit ink annotation mode.
msodgcidInkLabel1	0x0224	Use the ballpoint pen for ink.
msodgcidInkLabel2	0x0225	Use the felt tip pen for ink.
msodgcidInkLabel3	0x0226	Use the highlighter pen for ink.
msodgcidOrgChartFitText	0x0227	Fit text inside the organizational chart.
msodgcidEyedropperFillColor	0x0228	Set the eyedropper fill color.
msodgcidEyedropperLineColor	0x0229	Set the eyedropper line color.
msodgcidEyedropperShadowColor	0x022A	Set the eyedropper shadow color.
msodgcidEyedropper3DColor	0x022B	Set the eyedropper 3-D color.
msodgcidPictureFill	0x022C	Set the picture fill.
msodgcidAlignSelectionRelativeSmart	0x022D	Align the selected objects.
msodgcidAlignContainerRelativeSmart	0x022E	Align the drawing objects to the page.
msodgcidDistributeHorizontalSmart	0x0235	Horizontally distribute the drawing objects.
msodgcidDistributeVerticalSmart	0x0236	Vertically distribute the drawing objects.
msodgcidInkInsertSpace	0x023A	Insert a space inside the ink shape.
msodgcidInkAnnotationBallpoint	0x0242	Use the ballpoint pen for ink annotation.
msodgcidInkAnnotationFelt	0x0243	Use the felt tip pen for ink annotation.
msodgcidInkAnnotationHighlighter	0x0244	Use the highlighter pen for ink annotation.

Name	Value	Meaning
msodgcidMoreColorsLines	0x0245	Show additional color and line options.
msodgcidAlignRelativeToMarginSmart	0x0248	Align the drawing objects to the margin.
msodgcidMoreSize	0x0249	Show additional size options.
msodgcidMoreInkColor	0x024B	Show more pen colors.
msodgcidFillEffectGradient	0x024C	Show the gradient options.
msodgcidFillEffectTexture	0x024D	Show the texture options.
msodgcidFillEffectPattern	0x024E	Show the pattern options.
msodgcidCloseInkTab	0x024F	Close the ink tools.
msodgcidShapeRectangle	0x1001	Insert a rectangle shape.
msodgcidShapeRoundRectangle	0x1002	Insert a rounded rectangle shape.
msodgcidShapeEllipse	0x1003	Insert an oval shape.
msodgcidShapeDiamond	0x1004	Insert a diamond shape.
msodgcidShapeIsoscelesTriangle	0x1005	Insert an isosceles triangle shape.
msodgcidShapeRightTriangle	0x1006	Insert a right triangle shape.
msodgcidShapeParallelogram	0x1007	Insert a parallelogram shape.
msodgcidShapeTrapezoid	0x1008	Insert a trapezoid shape.
msodgcidShapeHexagon	0x1009	Insert a hexagon shape.
msodgcidShapeOctagon	0x100A	Insert an octagon shape.
msodgcidShapePlus	0x100B	Insert a cross shape.
msodgcidShapeStar	0x100C	Insert a 5-point star shape.
msodgcidShapeArrow	0x100D	Insert a right arrow shape.
msodgcidShapeHomePlate	0x100F	Insert a pentagon shape.
msodgcidShapeCube	0x1010	Insert a cube shape.
msodgcidShapeBalloon	0x1011	Insert a balloon shape.
msodgcidShapeArc	0x1013	Insert an arc shape.
msodgcidShapePlaque	0x1015	Insert a plaque shape.
msodgcidShapeCan	0x1016	Insert a can shape.
msodgcidShapeDonut	0x1017	Insert a donut shape.
msodgcidShapeCallout1	0x1029	Insert a Line Callout 2 (no border)

Name	Value	Meaning
		shape.
msodgcidShapeCallout2	0x102A	Insert a Line Callout 3 (no border) shape.
msodgcidShapeCallout3	0x102B	Insert a Line Callout 4 (no border) shape.
msodgcidShapeAccentCallout1	0x102C	Insert a Line Callout 2 (accent bar) shape.
msodgcidShapeAccentCallout2	0x102D	Insert a Line Callout 3 (accent bar) shape.
msodgcidShapeAccentCallout3	0x102E	Insert a Line Callout 4 (accent bar) shape.
msodgcidShapeBorderCallout1	0x102F	Insert a Line Callout 2 shape.
msodgcidShapeBorderCallout2	0x1030	Insert a Line Callout 3 shape.
msodgcidShapeBorderCallout3	0x1031	Insert a Line Callout 4 shape.
msodgcidShapeAccentBorderCallout1	0x1032	Insert a Line Callout 2 (border and accent bar) shape.
msodgcidShapeAccentBorderCallout2	0x1033	Insert a Line Callout 3 (border and accent bar) shape.
msodgcidShapeAccentBorderCallout3	0x1034	Insert a Line Callout 4 (border and accent bar) shape.
msodgcidShapeRibbon	0x1035	Insert a down ribbon shape.
msodgcidShapeRibbon2	0x1036	Insert an up ribbon shape.
msodgcidShapeChevron	0x1037	Insert a chevron shape.
msodgcidShapePentagon	0x1038	Insert a regular pentagon shape.
msodgcidShapeNoSmoking	0x1039	Insert a no symbol shape.
msodgcidShapeSeal8	0x103A	Insert an 8-point star shape.
msodgcidShapeSeal16	0x103B	Insert a 16-point star shape.
msodgcidShapeSeal32	0x103C	Insert a 32-point star shape.
msodgcidShapeWedgeRectCallout	0x103D	Insert a rectangular callout shape.
msodgcidShapeWedgeRRectCallout	0x103E	Insert a rounded rectangular callout shape.
msodgcidShapeWedgeEllipseCallout	0x103F	Insert an oval callout shape.
msodgcidShapeWave	0x1040	Insert a wave shape.
msodgcidShapeFoldedCorner	0x1041	Insert a folded corner shape.
msodgcidShapeLeftArrow	0x1042	Insert a left arrow shape.

Name	Value	Meaning
msodgcidShapeDownArrow	0x1043	Insert a down arrow shape.
msodgcidShapeUpArrow	0x1044	Insert an up arrow shape.
msodgcidShapeLeftRightArrow	0x1045	Insert a left-right arrow shape.
msodgcidShapeUpDownArrow	0x1046	Insert an up-down arrow shape.
msodgcidShapeIrregularSeal1	0x1047	Insert an Explosion 1 shape.
msodgcidShapeIrregularSeal2	0x1048	Insert an Explosion 2 shape.
msodgcidShapeLightningBolt	0x1049	Insert a lightning bolt shape.
msodgcidShapeHeart	0x104A	Insert a heart shape.
msodgcidShapeQuadArrow	0x104C	Insert a quad arrow shape.
msodgcidShapeLeftArrowCallout	0x104D	Insert a left-arrow callout shape.
msodgcidShapeRightArrowCallout	0x104E	Insert a right-arrow callout shape.
msodgcidShapeUpArrowCallout	0x104F	Insert an up-arrow callout shape.
msodgcidShapeDownArrowCallout	0x1050	Insert a down-arrow callout shape.
msodgcidShapeLeftRightArrowCallout	0x1051	Insert a left-right arrow callout shape.
msodgcidShapeUpDownArrowCallout	0x1052	Insert an up-down arrow callout shape.
msodgcidShapeQuadArrowCallout	0x1053	Insert a quad-arrow callout shape.
msodgcidShapeBevel	0x1054	Insert a bevel shape.
msodgcidShapeLeftBracket	0x1055	Insert a left bracket shape.
msodgcidShapeRightBracket	0x1056	Insert a right bracket shape.
msodgcidShapeLeftBrace	0x1057	Insert a left brace shape.
msodgcidShapeRightBrace	0x1058	Insert a right brace shape.
msodgcidShapeLeftUpArrow	0x1059	Insert a left-up arrow shape.
msodgcidShapeBentUpArrow	0x105A	Insert a bent-up arrow shape.
msodgcidShapeBentArrow	0x105B	Insert a bent arrow shape.
msodgcidShapeSeal24	0x105C	Insert a 24-point star shape.
msodgcidShapeStripedRightArrow	0x105D	Insert a striped right-arrow shape.
msodgcidShapeNotchedRightArrow	0x105E	Insert a notched right-arrow shape.
msodgcidShapeBlockArc	0x105F	Insert a block arc shape.

Name	Value	Meaning
msodgcidShapeSmileyFace	0x1060	Insert a smiling face shape.
msodgcidShapeVerticalScroll	0x1061	Insert a vertical scroll shape.
msodgcidShapeHorizontalScroll	0x1062	Insert a horizontal scroll shape.
msodgcidShapeCircularArrow	0x1063	Insert a circular arrow shape.
msodgcidShapeNotchedCircularArrow	0x1064	Insert a reserved shape.
msodgcidShapeUturnArrow	0x1065	Insert a U-turn arrow shape.
msodgcidShapeCurvedRightArrow	0x1066	Insert a curved right-arrow shape.
msodgcidShapeCurvedLeftArrow	0x1067	Insert a curved left-arrow shape.
msodgcidShapeCurvedUpArrow	0x1068	Insert a curved up-arrow shape.
msodgcidShapeCurvedDownArrow	0x1069	Insert a curved down-arrow shape.
msodgcidShapeCloudCallout	0x106A	Insert a cloud callout shape.
msodgcidShapeEllipseRibbon	0x106B	Insert a curved-down ribbon shape.
msodgcidShapeEllipseRibbon2	0x106C	Insert a curved-up ribbon shape.
msodgcidShapeFlowChartProcess	0x106D	Insert a flowchart process shape.
msodgcidShapeFlowChartDecision	0x106E	Insert a flowchart decision shape.
msodgcidShapeFlowChartInputOutput	0x106F	Insert a flowchart data shape.
msodgcidShapeFlowChartPredefinedProcess	0x1070	Insert a flowchart predefined-process shape.
msodgcidShapeFlowChartInternalStorage	0x1071	Insert a flowchart internal-storage shape.
msodgcidShapeFlowChartDocument	0x1072	Insert a flowchart document shape.
msodgcidShapeFlowChartMultidocument	0x1073	Insert a flowchart multiple-document shape.
msodgcidShapeFlowChartTerminator	0x1074	Insert a flowchart terminator shape.
msodgcidShapeFlowChartPreparation	0x1075	Insert a flowchart preparation shape.
msodgcidShapeFlowChartManualInput	0x1076	Insert a flowchart manual-input shape.
msodgcidShapeFlowChartManualOperation	0x1077	Insert a flowchart manual-operation shape.
msodgcidShapeFlowChartConnector	0x1078	Insert a flowchart connector

Name	Value	Meaning
		shape.
msodgcidShapeFlowChartPunchedCard	0x1079	Insert a flowchart card shape.
msodgcidShapeFlowChartPunchedTape	0x107A	Insert a flowchart punched-tape shape.
msodgcidShapeFlowChartSummingJunction	0x107B	Insert a flowchart summing-junction shape.
msodgcidShapeFlowChartOr	0x107C	Insert a flowchart OR shape.
msodgcidShapeFlowChartCollate	0x107D	Insert a flowchart collate shape.
msodgcidShapeFlowChartSort	0x107E	Insert a flowchart sort shape.
msodgcidShapeFlowChartExtract	0x107F	Insert a flowchart extract shape.
msodgcidShapeFlowChartMerge	0x1080	Insert a flowchart merge shape.
msodgcidShapeFlowChartOfflineStorage	0x1081	Insert a flowchart offline-storage shape.
msodgcidShapeFlowChartOnlineStorage	0x1082	Insert a flowchart stored-data shape.
msodgcidShapeFlowChartMagneticTape	0x1083	Insert a flowchart sequential-access storage shape.
msodgcidShapeFlowChartMagneticDisk	0x1084	Insert a flowchart magnetic-disk shape.
msodgcidShapeFlowChartMagneticDrum	0x1085	Insert a flowchart direct-access storage shape.
msodgcidShapeFlowChartDisplay	0x1086	Insert a flowchart display shape.
msodgcidShapeFlowChartDelay	0x1087	Insert a flowchart delay shape.
msodgcidShapeFlowChartAlternateProcess	0x10B0	Insert a flowchart alternate-process shape.
msodgcidShapeFlowChartOffpageConnector	0x10B1	Insert a flowchart off-page connector shape.
msodgcidShapeCallout90	0x10B2	Insert a Line Callout 1 (no border) shape.
msodgcidShapeAccentCallout90	0x10B3	Insert a Line Callout 1 (accent bar) shape.
msodgcidShapeBorderCallout90	0x10B4	Insert a Line Callout 1 shape.
msodgcidShapeAccentBorderCallout90	0x10B5	Insert a Line Callout 1 (border and accent bar) shape.
msodgcidShapeLeftRightUpArrow	0x10B6	Insert a left-right-up arrow shape.
msodgcidShapeSun	0x10B7	Insert a sun shape.

Name	Value	Meaning
msodgcidShapeMoon	0x10B8	Insert a moon shape.
msodgcidShapeBracketPair	0x10B9	Insert a double bracket shape.
msodgcidShapeBracePair	0x10BA	Insert a double brace shape.
msodgcidShapeSeal4	0x10BB	Insert a 4-point star shape.
msodgcidShapeDoubleWave	0x10BC	Insert a double wave shape.
msodgcidShapeMinusSign	0x10CC	Insert a minus sign shape.
msodgcidShapeMultiplySign	0x10CD	Insert a multiply sign shape.
msodgcidShapeDivisionSign	0x10CE	Insert a division sign shape.
msodgcidShapeEqualSign	0x10CF	Insert an equal sign shape.
msodgcidShapeNotEqualSign	0x10D0	Insert a not-equal sign shape.
msodgcidShapeSnipSingleCornerRectangle	0x10D1	Insert a rectangle shape which has a single snipped corner.
msodgcidShapeSnipSameSideCornerRectangle	0x10D2	Insert a rectangle shape which has two snipped corners on the same side.
msodgcidShapeSnipDiagonalCornerRectangle	0x10D3	Insert a rectangle shape which has two snipped corners diagonally across from one another.
msodgcidShapeSnipRoundSingleCornerRectangle	0x10D4	Insert a rectangle shape which has one rounded and one snipped corner on the same side.
msodgcidShapeRoundSingleCornerRectangle	0x10D5	Insert a rectangle shape which has a single rounded corner.
msodgcidShapeRoundSameSideCornerRectangle	0x10D6	Insert a rectangle shape which has two rounded corners on the same side.
msodgcidShapeRoundDiagonalCornerRectangle	0x10D7	Insert a rectangle shape which has two rounded corners diagonally across from one another.
msodgcidShapeDecagon	0x10D8	Insert a decagon shape.
msodgcidShapeDodecagon	0x10D9	Insert a dodecagon shape.
msodgcidShapeDiagonalStripe	0x10DA	Insert a diagonal stripe shape.
msodgcidShapeTearDrop	0x10DB	Insert a teardrop shape.
msodgcidShapeChord	0x10DC	Insert a chord shape.
msodgcidShapeHeptagon	0x10DD	Insert a heptagon shape.
msodgcidShapeFrame	0x10DE	Insert a frame shape.

Name	Value	Meaning
msodgcidShapeHalfFrame	0x10DF	Insert a half-frame shape.
msodgcidShapePie	0x10E0	Insert a pie shape.
msodgcidShapeLShape	0x10E1	Insert an L-shape shape.
msodgcidShape6PointStar	0x10E2	Insert a 6-point star shape.
msodgcidShape7PointStar	0x10E3	Insert a 7-point star shape.
msodgcidShape10PointStar	0x10E4	Insert a 10-point star shape.
msodgcidShape12PointStar	0x10E5	Insert a 12-point star shape.
msodgcidShapeCloud	0x10E6	Insert a cloud shape.
msodgcidChangeShapeRectangle	0x2001	Change the selected shape to a rectangle shape.
msodgcidChangeShapeRoundRectangle	0x2002	Change the selected shape to a rounded rectangle shape.
msodgcidChangeShapeEllipse	0x2003	Change the selected shape to an oval shape.
msodgcidChangeShapeDiamond	0x2004	Change the selected shape to a diamond shape.
msodgcidChangeShapeIsocolesTriangle	0x2005	Change the selected shape to an isosceles triangle shape.
msodgcidChangeShapeRightTriangle	0x2006	Change the selected shape to a right triangle shape.
msodgcidChangeShapeParallelogram	0x2007	Change the selected shape to a parallelogram shape.
msodgcidChangeShapeTrapezoid	0x2008	Change the selected shape to a trapezoid shape.
msodgcidChangeShapeHexagon	0x2009	Change the selected shape to a hexagon shape.
msodgcidChangeShapeOctagon	0x200A	Change the selected shape to an octagon shape.
msodgcidChangeShapePlus	0x200B	Change the selected shape to a cross shape.
msodgcidChangeShapeStar	0x200C	Change the selected shape to a 5-point star shape.
msodgcidChangeShapeArrow	0x200D	Change the selected shape to a right arrow shape.
msodgcidChangeShapeHomePlate	0x200F	Change the selected shape to a pentagon shape.
msodgcidChangeShapeCube	0x2010	Change the selected shape to a

Name	Value	Meaning
		cube shape.
msodgcidChangeShapeArc	0x2013	Change the selected shape to an arc shape.
msodgcidChangeShapePlaque	0x2015	Change the selected shape to a plaque shape.
msodgcidChangeShapeCan	0x2016	Change the selected shape to a can shape.
msodgcidChangeShapeDonut	0x2017	Change the selected shape to a donut shape.
msodgcidChangeShapeCallout1	0x2029	Change the selected shape to a Line Callout 2 (no border) shape.
msodgcidChangeShapeCallout2	0x202A	Change the selected shape to a Line Callout 3 (no border) shape.
msodgcidChangeShapeCallout3	0x202B	Change the selected shape to a Line Callout 4 (no border) shape.
msodgcidChangeShapeAccentCallout1	0x202C	Change the selected shape to a Line Callout 2 (accent bar) shape.
msodgcidChangeShapeAccentCallout2	0x202D	Change the selected shape to a Line Callout 3 (accent bar) shape.
msodgcidChangeShapeAccentCallout3	0x202E	Change the selected shape to a Line Callout 4 (accent bar) shape.
msodgcidChangeShapeBorderCallout1	0x202F	Change the selected shape to a Line Callout 2 shape.
msodgcidChangeShapeBorderCallout2	0x2030	Change the selected shape to a Line Callout 3 shape.
msodgcidChangeShapeBorderCallout3	0x2031	Change the selected shape to a Line Callout 4 shape.
msodgcidChangeShapeAccentBorderCallout1	0x2032	Change the selected shape to a Line Callout 2 (border and accent bar) shape.
msodgcidChangeShapeAccentBorderCallout2	0x2033	Change the selected shape to a Line Callout 3 (border and accent bar) shape.
msodgcidChangeShapeAccentBorderCallout3	0x2034	Change the selected shape to a Line Callout 4 (border and accent bar) shape.
msodgcidChangeShapeRibbon	0x2035	Change the selected shape to a down ribbon shape.
msodgcidChangeShapeRibbon2	0x2036	Change the selected shape to an up ribbon shape.

Name	Value	Meaning
msodgcidChangeShapeChevron	0x2037	Change the selected shape to a chevron shape.
msodgcidChangeShapePentagon	0x2038	Change the selected shape to a regular pentagon shape.
msodgcidChangeShapeNoSmoking	0x2039	Change the selected shape to a no symbol shape.
msodgcidChangeShapeSeal8	0x203A	Change the selected shape to an 8-point star shape.
msodgcidChangeShapeSeal16	0x203B	Change the selected shape to a 16-point star shape.
msodgcidChangeShapeSeal32	0x203C	Change the selected shape to a 32-point star shape.
msodgcidChangeShapeWedgeRectCallout	0x203D	Change the selected shape to a rectangular callout shape.
msodgcidChangeShapeWedgeRRectCallout	0x203E	Change the selected shape to a rounded-rectangular callout shape.
msodgcidChangeShapeWedgeEllipseCallout	0x203F	Change the selected shape to an oval callout shape.
msodgcidChangeShapeWave	0x2040	Change the selected shape to a wave shape.
msodgcidChangeShapeFoldedCorner	0x2041	Change the selected shape to a folded corner shape.
msodgcidChangeShapeLeftArrow	0x2042	Change the selected shape to a left arrow shape.
msodgcidChangeShapeDownArrow	0x2043	Change the selected shape to a down arrow shape.
msodgcidChangeShapeUpArrow	0x2044	Change the selected shape to an up arrow shape.
msodgcidChangeShapeLeftRightArrow	0x2045	Change the selected shape to a left-right arrow shape.
msodgcidChangeShapeUpDownArrow	0x2046	Change the selected shape to an up-down arrow shape.
msodgcidChangeShapeIrregularSeal1	0x2047	Change the selected shape to an Explosion 1 shape.
msodgcidChangeShapeIrregularSeal2	0x2048	Change the selected shape to an Explosion 2 shape.
msodgcidChangeShapeLightningBolt	0x2049	Change the selected shape to lightning bolt shape.
msodgcidChangeShapeHeart	0x204A	Change the selected shape to a

Name	Value	Meaning
		heart shape.
msodgcidChangeShapeQuadArrow	0x204C	Change the selected shape to a quad arrow shape.
msodgcidChangeShapeLeftArrowCallout	0x204D	Change the selected shape to a left-arrow callout shape.
msodgcidChangeShapeRightArrowCallout	0x204E	Change the selected shape to a right-arrow callout shape.
msodgcidChangeShapeUpArrowCallout	0x204F	Change the selected shape to an up-arrow callout shape.
msodgcidChangeShapeDownArrowCallout	0x2050	Change the selected shape to a down-arrow callout shape.
msodgcidChangeShapeLeftRightArrowCallout	0x2051	Change the selected shape to a left-right arrow callout shape.
msodgcidChangeShapeUpDownArrowCallout	0x2052	Change the selected shape to an up-down arrow callout shape.
msodgcidChangeShapeQuadArrowCallout	0x2053	Change the selected shape to a quad-arrow callout shape.
msodgcidChangeShapeBevel	0x2054	Change the selected shape to a bevel shape.
msodgcidChangeShapeLeftBracket	0x2055	Change the selected shape to a left bracket shape.
msodgcidChangeShapeRightBracket	0x2056	Change the selected shape to a right bracket shape.
msodgcidChangeShapeLeftBrace	0x2057	Change the selected shape to a left brace shape.
msodgcidChangeShapeRightBrace	0x2058	Change the selected shape to a right brace shape.
msodgcidChangeShapeLeftUpArrow	0x2059	Change the selected shape to a left-up arrow shape.
msodgcidChangeShapeBentUpArrow	0x205A	Change the selected shape to a bent-up arrow shape.
msodgcidChangeShapeBentArrow	0x205B	Change the selected shape to a bent arrow shape.
msodgcidChangeShapeSeal24	0x205C	Change the selected shape to a 24-point star shape.
msodgcidChangeShapeStripedRightArrow	0x205D	Change the selected shape to a striped right-arrow shape.
msodgcidChangeShapeNotchedRightArrow	0x205E	Change the selected shape to a notched right-arrow shape.

Name	Value	Meaning
msodgcidChangeShapeBlockArc	0x205F	Change the selected shape to a block arc shape.
msodgcidChangeShapeSmileyFace	0x2060	Change the selected shape to a smiling face shape.
msodgcidChangeShapeVerticalScroll	0x2061	Change the selected shape to a vertical scroll shape.
msodgcidChangeShapeHorizontalScroll	0x2062	Change the selected shape to a horizontal scroll shape.
msodgcidChangeShapeCircularArrow	0x2063	Change the selected shape to a circular arrow shape.
msodgcidChangeShapeUturnArrow	0x2065	Change the selected shape to a U-turn arrow shape.
msodgcidChangeShapeCurvedRightArrow	0x2066	Change the selected shape to a curved right-arrow shape.
msodgcidChangeShapeCurvedLeftArrow	0x2067	Change the selected shape to a curved left-arrow shape.
msodgcidChangeShapeCurvedUpArrow	0x2068	Change the selected shape to a curved up-arrow shape.
msodgcidChangeShapeCurvedDownArrow	0x2069	Change the selected shape to a curved down-arrow shape.
msodgcidChangeShapeCloudCallout	0x206A	Change the selected shape to a cloud callout shape.
msodgcidChangeShapeEllipseRibbon	0x206B	Change the selected shape to a curved-down ribbon shape.
msodgcidChangeShapeEllipseRibbon2	0x206C	Change the selected shape to a curved-up ribbon shape.
msodgcidChangeShapeFlowChartProcess	0x206D	Change the selected shape to a flowchart process shape.
msodgcidChangeShapeFlowChartDecision	0x206E	Change the selected shape to a flowchart decision shape.
msodgcidChangeShapeFlowChartInputOutput	0x206F	Change the selected shape to a flowchart data shape.
msodgcidChangeShapeFlowChartPredefinedProcess	0x2070	Change the selected shape to a flowchart predefined-process shape.
msodgcidChangeShapeFlowChartInternalStorage	0x2071	Change the selected shape to a flowchart internal-storage shape.
msodgcidChangeShapeFlowChartDocument	0x2072	Change the selected shape to a flowchart document shape.
msodgcidChangeShapeFlowChartMultidocument	0x2073	Change the selected shape to a

Name	Value	Meaning
		flowchart multiple-document shape.
msodgcidChangeShapeFlowChartTerminator	0x2074	Change the selected shape to a flowchart terminator shape.
msodgcidChangeShapeFlowChartPreparation	0x2075	Change the selected shape to a flowchart preparation shape.
msodgcidChangeShapeFlowChartManualInput	0x2076	Change the selected shape to a flowchart manual-input shape.
msodgcidChangeShapeFlowChartManualOperation	0x2077	Change the selected shape to a flowchart manual-operation shape.
msodgcidChangeShapeFlowChartConnector	0x2078	Change the selected shape to a flowchart connector shape.
msodgcidChangeShapeFlowChartPunchedCard	0x2079	Change the selected shape to a flowchart card shape.
msodgcidChangeShapeFlowChartPunchedTape	0x207A	Change the selected shape to a flowchart punched-tape shape.
msodgcidChangeShapeFlowChartSummingJunction	0x207B	Change the selected shape to a flowchart summing-junction shape.
msodgcidChangeShapeFlowChartOr	0x207C	Change the selected shape to a flowchart OR shape.
msodgcidChangeShapeFlowChartCollate	0x207D	Change the selected shape to a flowchart collate shape.
msodgcidChangeShapeFlowChartSort	0x207E	Change the selected shape to a flowchart sort shape.
msodgcidChangeShapeFlowChartExtract	0x207F	Change the selected shape to a flowchart extract shape.
msodgcidChangeShapeFlowChartMerge	0x2080	Change the selected shape to a flowchart merge shape.
msodgcidChangeShapeFlowChartOnlineStorage	0x2082	Change the selected shape to a flowchart stored-data shape.
msodgcidChangeShapeFlowChartMagneticTape	0x2083	Change the selected shape to a flowchart sequential-access storage shape.
msodgcidChangeShapeFlowChartMagneticDisk	0x2084	Change the selected shape to a flowchart magnetic-disk shape.
msodgcidChangeShapeFlowChartMagneticDrum	0x2085	Change the selected shape to a flowchart direct-access storage shape.
msodgcidChangeShapeFlowChartDisplay	0x2086	Change the selected shape to a flowchart display shape.

Name	Value	Meaning
msodgcidChangeShapeFlowChartDelay	0x2087	Change the selected shape to a flowchart delay shape.
msodgcidChangeShapeFlowChartAlternateProcess	0x20B0	Change the selected shape to a flowchart alternate-process shape.
msodgcidChangeShapeFlowChartOffpageConnector	0x20B1	Change the selected shape to a flowchart off-page connector shape.
msodgcidChangeShapeCallout90	0x20B2	Change the selected shape to a Line Callout 1 (no border) shape.
msodgcidChangeShapeAccentCallout90	0x20B3	Change the selected shape to a Line Callout 1 (accent bar) shape.
msodgcidChangeShapeBorderCallout90	0x20B4	Change the selected shape to a Line Callout 1 shape.
msodgcidChangeShapeAccentBorderCallout90	0x20B5	Change the selected shape to a Line Callout 1 (border and accent bar) shape.
msodgcidChangeShapeLeftRightUpArrow	0x20B6	Change the selected shape to a left-right-up arrow shape.
msodgcidChangeShapeSun	0x20B7	Change the selected shape to a sun shape.
msodgcidChangeShapeMoon	0x20B8	Change the selected shape to a moon shape.
msodgcidChangeShapeBracketPair	0x20B9	Change the selected shape to a double bracket shape.
msodgcidChangeShapeBracePair	0x20BA	Change the selected shape to a double brace shape.
msodgcidChangeShapeSeal4	0x20BB	Change the selected shape to a 4-point star shape.
msodgcidChangeShapeDoubleWave	0x20BC	Change the selected shape to a double wave shape.

2.4.3 MSOWRAPMODE

Referenced by: [WrapText](#)

The **MSOWRAPMODE** enumeration, as shown in the following table, specifies the wrapping rules (1) for a body of text.

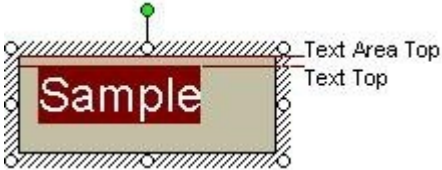

Name	Value	Meaning
msowrapSquare	0x00000000	Specifies that a line of text will continue on subsequent lines instead of extending into or beyond a margin. This value MAY <102> be used.

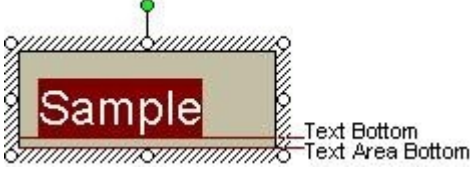
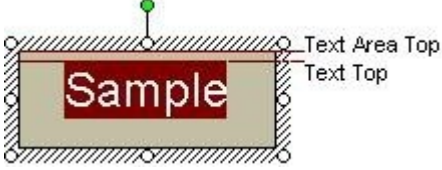

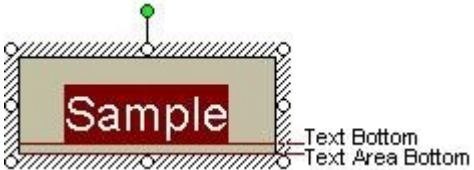
Name	Value	Meaning
msowrapByPoints	0x00000001	Specifies a wrapping rule (1) that is equivalent to that of msowrapSquare . This value MAY <103> be used.
msowrapNone	0x00000002	Specifies that a line of text will extend into or beyond a margin instead of continuing on subsequent lines. This value MAY <104> be used.
msowrapTopBottom	0x00000003	Specifies a wrapping rule (1) that is undefined and MUST be ignored.
msowrapThrough	0x00000004	Specifies a wrapping rule (1) that is undefined and MUST be ignored.





2.4.4 MSOANCHOR

Referenced by: [anchorText](#)

The **MSOANCHOR** enumeration, as shown in the following table, specifies the suggested placement rule (1) for a body of text. These enumeration values are relative to the orientation, text box area, and margin sizes of the containing shape. The exact placement of the text is application dependent and varies to accommodate other languages and text properties. These enumeration values MAY [<105>](#) be used.

Name	Value	Meaning
msoanchorTop	0x00000000	<p>The primary determinant for the placement of the text is that the top of the text coincides with the top internal margin of the text box area.</p> 
msoanchorMiddle	0x00000001	<p>The primary determinant for the placement of the text is that the vertical center of the text coincides with the vertical midpoint of the internal margins of the text box area.</p> 
msoanchorBottom	0x00000002	<p>The primary determinant for the placement of the text is that the bottom of the text coincides with the bottom internal margin of the text box area.</p>

Name	Value	Meaning
		
msoanchorTopCentered	0x00000003	<p>This anchor mode specifies the same vertical placement as that of msoanchorTop. Additionally, the primary determinant for the horizontal placement of the text is that the horizontal center of the text coincides with the horizontal center of the text box area, respecting the specified internal margins.</p> 
msoanchorMiddleCentered	0x00000004	<p>This anchor mode specifies the same vertical placement as that of msoanchorMiddle. Additionally, the primary determinant for the horizontal placement of the text is that the horizontal center of the text coincides with the horizontal center of the text box area, respecting the specified internal margins.</p> 
msoanchorBottomCentered	0x00000005	<p>This anchor mode specifies the same vertical placement as that of msoanchorBottom. Additionally, the primary determinant for the horizontal placement of the text is that the horizontal center of the text coincides with the horizontal center of the text box area, respecting the specified internal margins.</p> 
msoanchorTopBaseline	0x00000006	<p>The primary determinant for the placement of the text is the offset of the baseline of the text from the top internal margin of the text box area. The offset is determined by the host application. This value SHOULD NOT <106> be used. The value msoanchorTop MAY be used instead.</p>





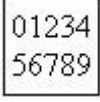
Name	Value	Meaning
		
msoanchorBottomBaseline	0x00000007	<p>The primary determinant for the placement of the text is the offset of the baseline of the text from the bottom internal margin of the text box area. The offset is determined by the host application. This value SHOULD NOT <107> be used. The value msoanchorBottom MAY be used instead.</p> 
msoanchorTopCenteredBaseline	0x00000008	<p>This anchor mode specifies the same vertical placement as that of msoanchorTopBaseline. Additionally, the primary determinant for the horizontal placement of the text is that the horizontal center of the text coincides with the horizontal center of the text box area, respecting the specified internal margins. This value SHOULD NOT <108> be used. The value msoanchorTopCentered MAY be used instead.</p> 
msoanchorBottomCenteredBaseline	0x00000009	<p>This anchor mode specifies the same vertical placement as that of msoanchorBottomBaseline. Additionally, the primary determinant for the horizontal placement of the text is that the horizontal center of the text coincides with the horizontal center of the text box area, respecting the specified internal margins. This value SHOULD NOT <109> be used. The value msoanchorBottomCentered MAY be used instead.</p> 


2.4.5 MSOTXFL

Referenced by: [txflTextFlow](#)

The **MSOTXFL** enumeration, as shown in the following table, specifies the text flow rules (1) for a body of text. These rules (1) encompass the rotation of individual character glyphs, the relational positioning of a sequence of character glyphs, and the relational positioning of a sequence of lines of

text. The descriptions in the table use spatial direction terminology that is relative to the container of the body of text. The exact placement of the text is application dependent and varies to accommodate other languages and text properties.

Name	Value	Meaning
msotxfIHorzN	0x00000000	Character glyphs are oriented such that their tops are closest to the top of the text body container. Subsequent character glyphs are placed to the right of antecedent character glyphs. Subsequent lines of text are placed below antecedent lines of text. This value SHOULD NOT <110> be used. 
msotxfITtoBA	0x00000001	Character glyphs are oriented such that their tops are closest to the right side of the text body container. Subsequent character glyphs are placed below antecedent character glyphs. Subsequent lines of text are placed to the left of antecedent lines of text. This value MAY <111> be used. 
msotxfIBtoT	0x00000002	Character glyphs are oriented such that their tops are closest to the left side of the text body container. Subsequent character glyphs are placed above antecedent character glyphs. Subsequent lines of text are placed to the right of antecedent lines of text. This value MAY <112> be used. 
msotxfITtoBN	0x00000003	Character glyphs are oriented such that their tops are closest to the right side of the text body container. Subsequent character glyphs are placed below antecedent character glyphs. Subsequent lines of text are placed to the left of antecedent lines of text. This value MAY <113> be used. 
msotxfIHorzA	0x00000004	Character glyphs are oriented such that their tops are closest to the top of the text body container. Subsequent character glyphs are placed to the right of antecedent character glyphs. Subsequent lines of text are placed below antecedent lines of text. This value SHOULD NOT <114> be used. 
msotxfIVertN	0x00000005	Character glyphs are oriented such that their tops are closest to the right side of the text body container. Subsequent character glyphs are placed below antecedent character glyphs. Subsequent lines of text are placed to the left of antecedent lines of text. This value MAY <115> be used.

Name	Value	Meaning
		used. 

2.4.6 MSOCDIR

Referenced by: [cdirFont](#)

The **MSOCDIR** enumeration, as shown in the following table, specifies a rotation. Rotation begins horizontally to the right and proceeds in a clockwise direction, completing a full rotation at 360 degrees.

Name	Value	Meaning
msocdir0	0x00000000	Specifies either no rotation or a direction that is horizontally to the right.
msocdir90	0x00000001	Specifies either a 90-degree rotation or a direction that is vertically down.
msocdir180	0x00000002	Specifies either a 180-degree rotation or a direction that is horizontally to the left.
msocdir270	0x00000003	Specifies either a 270-degree rotation or a direction that is vertically up.

2.4.7 MSOTXDIR

Referenced by: [txdir](#)

The **MSOTXDIR** enumeration, which is used for bidirectional text, specifies the direction of a **text run**.

Name	Value	Meaning
msotxdirLTR	0x00000000	Specifies that the text is read from left to right. <116>
msotxdirRTL	0x00000001	Specifies that the text is read from right to left. <117>
msotxdirContext	0x00000002	Specifies that the direction is determined from the text string. If no associated text string exists, the text SHOULD be read from left to right.

2.4.8 MSOBLIPFLAGS

Referenced by: [fillBlipFlags](#), [lineBottomFillBlipFlags](#), [lineFillBlipFlags](#), [lineLeftFillBlipFlags](#), [lineRightFillBlipFlags](#), [lineTopFillBlipFlags](#), [pibFlags](#), [pibPrintFlags](#)

The **MSOBLIPFLAGS** enumeration, as shown in the following table, specifies a set of flags that are used by the BLIP properties. The enumeration values can be combined, except where prohibited as indicated in the table.

Name	Value	Meaning
msoblipflagComment	0x00000000	Specifies that the name in the property set designates a comment. This value, msoblipflagFile , and msoblipflagURL are mutually exclusive.
msoblipflagFile	0x00000001	Specifies that the name in the property set designates a file name. This value, msoblipflagComment , and msoblipflagURL are mutually exclusive.
msoblipflagURL	0x00000002	Specifies that the name in the property set designates a URL. This value, msoblipflagComment , and msoblipflagFile are mutually exclusive.
msoblipflagDoNotSave	0x00000004	Specifies that the BLIP data MUST not be embedded on save. If this flag is set, msoblipflagLinkToFile MUST also be set.
msoblipflagLinkToFile	0x00000008	Specifies that the BLIP data is linked in the specified URL. If this flag is set, either msoblipflagFile or msoblipflagURL MUST also be set.

2.4.9 MSOSHAPEPATH

Referenced by: [shapePath](#)

The **MSOSHAPEPATH** enumeration, as shown in the following table, specifies how all of the vertices along the path of a shape are connected by lines.

Name	Value	Meaning
msoshapeLines	0x00000000	An open path of straight line segments.
msoshapeLinesClosed	0x00000001	A closed path of straight line segments.
msoshapeCurves	0x00000002	An open path of Bezier curve line segments.
msoshapeCurvesClosed	0x00000003	A closed path of Bezier curve line segments.
msoshapeComplex	0x00000004	A complex path composed of a combination of multiple types of lines. The pSegmentInfo_complex property, as defined in section 2.3.6.9 , of this shape specifies the types of lines that form the path, and that property MUST exist.

2.4.10 MSOCXK

Referenced by: [cxk](#)

The **MSOCXK** enumeration, as shown in the following table, specifies the types of connection points.




Name	Value	Meaning
msocxkNone	0x00000000	No connection points exist.
msocxkSegments	0x00000001	The edit points of the shape are used as connection points.
msocxkCustom	0x00000002	A custom array of connection points is used.
msocxkRect	0x00000003	The standard four connection points at the midpoints of the top,





Name	Value	Meaning
		bottom, left, and right sides are used.




2.4.11 MSOFILLTYPE

Referenced by: [fillType](#)

The **MSOFILLTYPE** enumeration, as shown in the following table, specifies the fill types.

Name	Value	Meaning
msofillSolid	0x00000000	A solid fill: 
msofillPattern	0x00000001	A patterned fill: 
msofillTexture	0x00000002	A textured fill: 
msofillPicture	0x00000003	A picture fill:

Name	Value	Meaning
		
msofillShade	0x00000004	<p>A gradient fill that starts and ends with defined endpoints:</p> 
msofillShadeCenter	0x00000005	<p>A gradient fill that starts and ends based on the bounds of the shape:</p> 
msofillShadeShape	0x00000006	<p>A gradient fill that starts on the outline of the shape and ends at a point defined within the shape:</p> 
msofillShadeScale	0x00000007	<p>A gradient fill that starts on the outline of the shape and ends at a point defined within the shape. The fill angle is scaled by the aspect ratio of the shape:</p>

Name	Value	Meaning
		
msofillShadeTitle	0x00000008	A gradient fill interpreted by the host application: 
msofillBackground	0x00000009	A fill that matches the background fill: 

2.4.12 MSODZTYPE

Referenced by: [fillDztype](#), [lineBottomFillDztype](#), [lineFillDztype](#), [lineLeftFillDztype](#), [lineRightFillDztype](#), [lineTopFillDztype](#)

The **MSODZTYPE** enumeration, as shown in the following table, specifies the units for measuring length and how drawing parameters will be interpreted.




Name	Value	Meaning
msodztypeDefault	0x00000000	The width and height are ignored, and the shape dimensions are used.
msodztypeA	0x00000001	Values are in EMUs.
msodztypeV	0x00000002	Values are in pixels.
msodztypeShape	0x00000003	Values are of type FixedPoint , as specified in [MS-OSHARED] section 2.2.1.6, and specify fractions of a shape dimension.
msodztypeFixedAspect	0x00000004	The aspect ratio of the shape is maintained. The width and height are ignored, and the shape dimensions are used.
msodztypeAFixed	0x00000005	Values are in EMUs. The aspect ratio of the shape is maintained.

Name	Value	Meaning
msodztypeVFixed	0x00000006	Values are in pixels. The aspect ratio of the shape is maintained.
msodztypeShapeFixed	0x00000007	Values are proportional to the size of the shape. The aspect ratio of the shape is maintained.
msodztypeFixedAspectEnlarge	0x00000008	The aspect ratio is maintained, favoring the largest dimension.
msodztypeAFixedBig	0x00000009	Values are in EMUs. The aspect ratio is maintained, favoring the largest dimension.
msodztypeVFixedBig	0x0000000A	Values are in pixels. The aspect ratio is maintained, favoring the largest dimension.
msodztypeShapeFixedBig	0x0000000B	Values are proportional to the size of the shape. The aspect ratio is maintained, favoring the largest dimension.

2.4.13 MSOLINETYPE

Referenced by: [lineBottomType](#), [lineLeftType](#), [lineRightType](#), [lineTopType](#), [lineType](#)






The **MSOLINETYPE** enumeration, as shown in the following table, specifies the fill properties for a line.

Name	Value	Meaning
msolineSolidType	0x00000000	A solid fill: 
msolinePattern	0x00000001	A patterned fill: 
msolineTexture	0x00000002	A textured fill: 

2.4.14 MSOLINESTYLE

Referenced by: [lineBottomStyle](#), [lineLeftStyle](#), [lineRightStyle](#), [lineStyle](#), [lineTopStyle](#)






The **MSOLINESTYLE** enumeration, as shown in the following table, specifies the type of line style that will be used.

Name	Value	Meaning
msolineSimple	0x00000000	A simple line: 
msolineDouble	0x00000001	A double line: 
msolineThickThin	0x00000002	A thick line and a thin line: 
msolineThinThick	0x00000003	A thin line and a thick line: 
msolineTriple	0x00000004	A triple line: 

2.4.15 MSOLINEDASHING

Referenced by: [lineBottomDashing](#), [lineDashing](#), [lineLeftDashing](#), [lineRightDashing](#), [lineTopDashing](#)

The **MSOLINEDASHING** enumeration, as shown in the following table, specifies preset dashed-line values. Each style corresponds to a precise binary representation of the repeating dash style. Each 1 corresponds to a line segment, and each 0 corresponds to a space.

Name	Value	Meaning
msolineSolid	0x00000000	1 
msolineDashSys	0x00000001	1110 
msolineDotSys	0x00000002	10 
msolineDashDotSys	0x00000003	111010 
msolineDashDotDotSys	0x00000004	11101010 

Name	Value	Meaning
msolineDotGEL	0x00000005	1000
msolineDashGEL	0x00000006	1111000 - - - - -
msolineLongDashGEL	0x00000007	11111111000 - - - - -
msolineDashDotGEL	0x00000008	11110001000 - . - . - . - . -
msolineLongDashDotGEL	0x00000009	111111110001000 - . - - - . - - - . -
msolineLongDashDotDotGEL	0x0000000A	1111111100010001000 - . . - - . . - -

2.4.16 MSOLINEEND

Referenced by: [lineBottomEndArrowhead](#), [lineBottomStartArrowhead](#), [lineEndArrowhead](#), [lineLeftEndArrowhead](#), [lineLeftStartArrowhead](#), [lineRightEndArrowhead](#), [lineRightStartArrowhead](#), [lineStartArrowhead](#), [lineTopEndArrowhead](#), [lineTopStartArrowhead](#)




The **MSOLINEEND** enumeration, as shown in the following table, specifies the line end decorations that appear at the ends of lines.

Name	Value	Meaning
msolineNoEnd	0x00000000	No shape.
msolineArrowEnd	0x00000001	A triangular arrow head: →
msolineArrowStealthEnd	0x00000002	A stealth arrow head: →
msolineArrowDiamondEnd	0x00000003	A diamond: →◆
msolineArrowOvalEnd	0x00000004	An oval: →●
msolineArrowOpenEnd	0x00000005	A line arrow head: →
msolineArrowChevronEnd	0x00000006	A value that MUST be ignored.
msolineArrowDoubleChevronEnd	0x00000007	A value that MUST be ignored.

2.4.17 MSOLINEENDWIDTH

Referenced by: [lineBottomEndArrowWidth](#), [lineBottomStartArrowWidth](#), [lineEndArrowWidth](#), [lineLeftEndArrowWidth](#), [lineLeftStartArrowWidth](#), [lineRightEndArrowWidth](#), [lineRightStartArrowWidth](#), [lineStartArrowWidth](#), [lineTopEndArrowWidth](#), [lineTopStartArrowWidth](#)




The **MSOLINEENDWIDTH** enumeration, as shown in the following table, specifies widths of line end decorations that are relative to the widths of the lines themselves.

Name	Value	Meaning
msolineNarrowArrow	0x00000000	Narrow: 
msolineMediumWidthArrow	0x00000001	Medium: 
msolineWideArrow	0x00000002	Wide: 

2.4.18 MSOLINEENDLENGTH

Referenced by: [lineBottomEndArrowLength](#), [lineBottomStartArrowLength](#), [lineEndArrowLength](#), [lineLeftEndArrowLength](#), [lineLeftStartArrowLength](#), [lineRightEndArrowLength](#), [lineRightStartArrowLength](#), [lineStartArrowLength](#), [lineTopEndArrowLength](#), [lineTopStartArrowLength](#)




The **MSOLINEENDLENGTH** enumeration, as shown in the following table, specifies lengths of line end decorations.

Name	Value	Meaning
msolineShortArrow	0x00000000	Short: 
msolineMediumLenArrow	0x00000001	Medium: 
msolineLongArrow	0x00000002	Long: 

2.4.19 MSOLINEJOIN

Referenced by: [lineBottomJoinStyle](#), [lineJoinStyle](#), [lineLeftJoinStyle](#), [lineRightJoinStyle](#), [lineTopJoinStyle](#)




The **MSOLINEJOIN** enumeration, as shown in the following table, specifies the types of **join styles** that can be applied to lines in the document.

Name	Value	Meaning
msolineJoinBevel	0x00000000	Beveled: 
msolineJoinMiter	0x00000001	Mitered: 
msolineJoinRound	0x00000002	Rounded: 

2.4.20 MSOLINECAP

Referenced by: [lineBottomEndCapStyle](#), [lineEndCapStyle](#), [lineLeftEndCapStyle](#), [lineRightEndCapStyle](#), [lineTopEndCapStyle](#)







The **MSOLINECAP** enumeration, as shown in the following table, specifies ways to cap the ends of lines in the document.



Name	Value	Meaning
msolineEndCapRound	0x00000000	A rounded end that protrudes past the line endpoint: 
msolineEndCapSquare	0x00000001	A square end that protrudes past the line endpoint: 
msolineEndCapFlat	0x00000002	A flat end that ends at the line endpoint: 

2.4.21 MSOSHADOWTYPE

Referenced by: [shadowType](#)

The **MSOSHADOWTYPE** enumeration, as shown in the following table, specifies how to display shadows that are applied to a shape.

Name	Value	Meaning
msoshadowOffset	0x00000000	Only the offset of the shadow is used: 
msoshadowDouble	0x00000001	A double shadow is cast. Only the offset of the shadow is used: 
msoshadowRich	0x00000002	The shadow offset and a transformation is applied to skew the shadow relative to the drawing: 
msoshadowShape	0x00000003	The shadow offset and a transformation is applied to skew the shadow relative to the shape: 
msoshadowDrawing	0x00000004	The shadow is cast onto a drawing plane : 
msoshadowEmbossOrEngrave	0x00000005	A double shadow is cast to create an embossed or engraved appearance. 

Name	Value	Meaning
		Embossed:  Engraved: 

2.4.22 MSOFORMTYPE

Referenced by: [perspectiveType](#)

The **MSOFORMTYPE** enumeration, as shown in the following table, specifies the ways that a perspective transform SHOULD be applied.

Name	Value	Meaning
msoxformAbsolute	0x00000000	The perspective transform is applied in absolute space , centered on the shape.
msoxformShape	0x00000001	The perspective transform is applied to the shape geometry.
msoxformDrawing	0x00000002	The perspective transform is applied in the drawing space .

2.4.23 MSO3DRENDERMODE





Referenced by: [c3DRenderMode](#)






The **MSO3DRENDERMODE** enumeration, as shown in the following table, specifies the rendering modes to be used for a shape.






Name	Value	Meaning
msoFullRender	0x00000000	Rendering displays a solid shape.
msoWireframe	0x00000001	Rendering displays a wireframe shape.
msoBoundingCube	0x00000002	Rendering displays the bounding cube that contains the shape.






2.4.24 MSOSPT






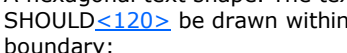
The **MSOSPT** enumeration, as shown in the following table, specifies the preset shapes and preset text shape geometries that will be used for a shape. An enumeration of this type is used so that a custom geometry does not need to be specified but can instead be automatically constructed by the generating application.




Name	Value	Meaning
msosptNotPrimitive	0x00000000	A shape that has no preset geometry and is instead drawn with custom geometry. For example, freeform shapes that are drawn by users fall into this category.
msosptRectangle	0x00000001	A rectangle shape: 
msosptRoundRectangle	0x00000002	A rectangle shape with rounded corners: 
msosptEllipse	0x00000003	An ellipse shape: 
msosptDiamond	0x00000004	A diamond shape: 
msosptIsocelesTriangle	0x00000005	An isosceles triangle shape:







Name	Value	Meaning
		
msosptRightTriangle	0x00000006	A right triangle shape: 
msosptParallelogram	0x00000007	A parallelogram shape: 
msosptTrapezoid	0x00000008	A trapezoid shape: 
msosptHexagon	0x00000009	A hexagon shape: 
msosptOctagon	0x0000000A	An octagon shape:







Name	Value	Meaning
		
msosptPlus	0x0000000B	A plus shape: 
msosptStar	0x0000000C	A star shape: 
msosptArrow	0x0000000D	An arrow shape: 
msosptThickArrow	0x0000000E	A value that SHOULD NOT be used.
msosptHomePlate	0x0000000F	An irregular pentagon shape: 
msosptCube	0x00000010	A cube shape:

Name	Value	Meaning
		
msosptBalloon	0x00000011	A speech balloon shape: 
msosptSeal	0x00000012	A seal shape: 
msosptArc	0x00000013	A curved arc shape: 
msosptLine	0x00000014	A line shape: 
msosptPlaque	0x00000015	A plaque shape:







Name	Value	Meaning
		
msosptCan	0x00000016	A cylinder shape: 
msosptDonut	0x00000017	A donut shape: 
msosptTextSimple	0x00000018	A simple text shape. The text SHOULD <118> be drawn on a straight line: 
msosptTextOctagon	0x00000019	An octagonal text shape. The text SHOULD <119> be drawn within an octagonal boundary: 
msosptTextHexagon	0x0000001A	A hexagonal text shape. The text SHOULD <120> be drawn within a hexagonal boundary: 







Name	Value	Meaning
		
msosptTextCurve	0x0000001B	A curved text shape. The text SHOULD <121> be drawn on a curved line: 
msosptTextWave	0x0000001C	A wavy text shape. The text SHOULD <122> be drawn on a wavy line: 
msosptTextRing	0x0000001D	A ringed text shape. The text SHOULD <123> be drawn within a semicircular arc: 
msosptTextOnCurve	0x0000001E	A text shape that draws text on a curve. The text SHOULD <124> be drawn on a curved line: 
msosptTextOnRing	0x0000001F	A text shape that draws text on a ring. The text SHOULD <125> be drawn on a semicircular arc: 
msosptStraightConnector1	0x00000020	A straight connector shape: 
msosptBentConnector2	0x00000021	A bent connector shape:







Name	Value	Meaning
		
msosptBentConnector3	0x00000022	A bent connector shape: 
msosptBentConnector4	0x00000023	A bent connector shape: 
msosptBentConnector5	0x00000024	A bent connector shape: 
msosptCurvedConnector2	0x00000025	A curved connector shape: 
msosptCurvedConnector3	0x00000026	A curved connector shape: 






Name	Value	Meaning
msosptCurvedConnector4	0x00000027	A curved connector shape: 
msosptCurvedConnector5	0x00000028	A curved connector shape: 
msosptCallout1	0x00000029	A callout shape: 
msosptCallout2	0x0000002A	A callout shape: 
msosptCallout3	0x0000002B	A callout shape: 
msosptAccentCallout1	0x0000002C	A callout shape with a side accent: 
msosptAccentCallout2	0x0000002D	A callout shape with a side accent:






Name	Value	Meaning
		
msosptAccentCallout3	0x0000002E	A callout shape with a side accent: 
msosptBorderCallout1	0x0000002F	A callout shape with a border: 
msosptBorderCallout2	0x00000030	A callout shape with a border: 
msosptBorderCallout3	0x00000031	A callout shape with a border: 
msosptAccentBorderCallout1	0x00000032	A callout shape with a border and a side accent: 
msosptAccentBorderCallout2	0x00000033	A callout shape with a border and a side accent: 







Name	Value	Meaning
		
msosptAccentBorderCallout3	0x00000034	A callout shape with a border and a side accent: 
msosptRibbon	0x00000035	A ribbon shape: 
msosptRibbon2	0x00000036	A ribbon shape: 
msosptChevron	0x00000037	A chevron shape: 
msosptPentagon	0x00000038	A regular pentagon shape: 
msosptNoSmoking	0x00000039	A circle-with-a-slash shape:






Name	Value	Meaning
		
msosptSeal8	0x0000003A	A seal shape with eight points: 
msosptSeal16	0x0000003B	A seal shape with sixteen points: 
msosptSeal32	0x0000003C	A seal shape with thirty-two points: 
msosptWedgeRectCallout	0x0000003D	A rectangular callout shape: 
msosptWedgeRRectCallout	0x0000003E	A rectangular callout shape with rounded corners: 






Name	Value	Meaning
		
msosptWedgeEllipseCallout	0x0000003F	An elliptical callout shape: 
msosptWave	0x00000040	A wave shape: 
msosptFoldedCorner	0x00000041	A rectangular shape with a folded corner: 
msosptLeftArrow	0x00000042	An arrow shape that points to the left: 
msosptDownArrow	0x00000043	An arrow shape that points down: 
msosptUpArrow	0x00000044	An arrow shape that points up:







Name	Value	Meaning
		
msosptLeftRightArrow	0x00000045	An arrow shape that points both left and right: 
msosptUpDownArrow	0x00000046	An arrow shape that points both down and up: 
msosptIrregularSeal1	0x00000047	An irregular seal shape: 
msosptIrregularSeal2	0x00000048	An irregular seal shape: 
msosptLightningBolt	0x00000049	A lightning bolt shape:







Name	Value	Meaning
		
msosptHeart	0x0000004A	A heart shape: 
msosptPictureFrame	0x0000004B	A frame shape: 
msosptQuadArrow	0x0000004C	A shape that has arrows pointing down, left, right, and up: 
msosptLeftArrowCallout	0x0000004D	A callout shape that has an arrow pointing to the left: 
msosptRightArrowCallout	0x0000004E	A callout shape that has an arrow pointing to







Name	Value	Meaning
		the right: 
msosptUpArrowCallout	0x0000004F	A callout shape that has an arrow pointing up: 
msosptDownArrowCallout	0x00000050	A callout shape that has an arrow pointing down: 
msosptLeftRightArrowCallout	0x00000051	A callout shape that has arrows pointing both left and right: 
msosptUpDownArrowCallout	0x00000052	A callout shape that has arrows pointing both down and up: 
msosptQuadArrowCallout	0x00000053	A callout shape that has arrows pointing down, left, right, and up: 







Name	Value	Meaning
		
msosptBevel	0x00000054	A beveled rectangle shape: 
msosptLeftBracket	0x00000055	An opening bracket shape: 
msosptRightBracket	0x00000056	A closing bracket shape: 
msosptLeftBrace	0x00000057	An opening brace shape: 
msosptRightBrace	0x00000058	A closing brace shape:







Name	Value	Meaning
		
msosptLeftUpArrow	0x00000059	An arrow shape that points both left and up: 
msosptBentUpArrow	0x0000005A	A bent arrow shape that has its base on the left and that points up: 
msosptBentArrow	0x0000005B	A curved arrow shape that has its base on the bottom and that points to the right: 
msosptSeal24	0x0000005C	A seal shape with twenty-four points: 
msosptStripedRightArrow	0x0000005D	A striped arrow shape that points to the right:







Name	Value	Meaning
		
msosptNotchedRightArrow	0x0000005E	A notched arrow shape that points to the right: 
msosptBlockArc	0x0000005F	A semicircular arc shape: 
msosptSmileyFace	0x00000060	A smiling face shape: 
msosptVerticalScroll	0x00000061	A scroll shape that is vertically opened: 
msosptHorizontalScroll	0x00000062	A scroll shape that is horizontally opened: 
msosptCircularArrow	0x00000063	A semicircular arrow shape:







Name	Value	Meaning
		
msosptNotchedCircularArrow	0x00000064	A value that SHOULD NOT be used.
msosptUturnArrow	0x00000065	A semicircular arrow shape that has a straight tail: 
msosptCurvedRightArrow	0x00000066	An arrow shape that curves to the right: 
msosptCurvedLeftArrow	0x00000067	An arrow shape that curves to the left: 
msosptCurvedUpArrow	0x00000068	An arrow shape that curves upward: 
msosptCurvedDownArrow	0x00000069	An arrow shape that curves downward: 



Name	Value	Meaning
		
msosptCloudCallout	0x0000006A	A cloud-shaped callout: 
msosptEllipseRibbon	0x0000006B	An elliptical ribbon shape: 
msosptEllipseRibbon2	0x0000006C	An elliptical ribbon shape: 
msosptFlowChartProcess	0x0000006D	A process shape for flowcharts: 
msosptFlowChartDecision	0x0000006E	A decision shape for flowcharts: 
msosptFlowChartInputOutput	0x0000006F	An input-output shape for flowcharts:


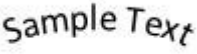
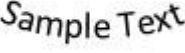


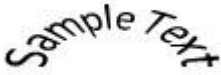

Name	Value	Meaning
		
msosptFlowChartPredefinedProcess	0x00000070	A predefined process shape for flowcharts: 
msosptFlowChartInternalStorage	0x00000071	An internal storage shape for flowcharts: 
msosptFlowChartDocument	0x00000072	A document shape for flowcharts: 
msosptFlowChartMultidocument	0x00000073	A multiple-document shape for flowcharts: 
msosptFlowChartTerminator	0x00000074	A terminator shape for flowcharts: 
msosptFlowChartPreparation	0x00000075	A preparation shape for flowcharts:



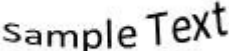

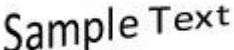
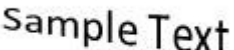
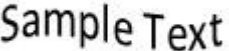
Name	Value	Meaning
		
msosptFlowChartManualInput	0x00000076	A manual input shape for flowcharts: 
msosptFlowChartManualOperation	0x00000077	A manual operation shape for flowcharts: 
msosptFlowChartConnector	0x00000078	A connector shape for flowcharts: 
msosptFlowChartPunchedCard	0x00000079	A punched card shape for flowcharts: 
msosptFlowChartPunchedTape	0x0000007A	A punched tape shape for flowcharts: 
msosptFlowChartSummingJunction	0x0000007B	A summing junction shape for flowcharts:

Name	Value	Meaning
		
msosptFlowChartOr	0x0000007C	An OR shape for flowcharts: 
msosptFlowChartCollate	0x0000007D	A collation shape for flowcharts: 
msosptFlowChartSort	0x0000007E	A sorting shape for flowcharts: 
msosptFlowChartExtract	0x0000007F	An extraction shape for flowcharts: 
msosptFlowChartMerge	0x00000080	A merging shape for flowcharts: 
msosptFlowChartOfflineStorage	0x00000081	An offline storage shape for flowcharts:


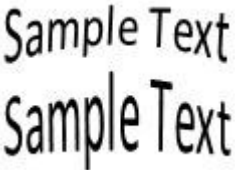
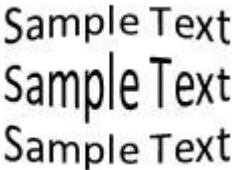
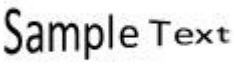
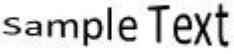

Name	Value	Meaning
		
msosptFlowChartOnlineStorage	0x00000082	An online storage shape for flowcharts: 
msosptFlowChartMagneticTape	0x00000083	A magnetic tape shape for flowcharts: 
msosptFlowChartMagneticDisk	0x00000084	A magnetic disk shape for flowcharts: 
msosptFlowChartMagneticDrum	0x00000085	A magnetic drum shape for flowcharts: 
msosptFlowChartDisplay	0x00000086	A display shape for flowcharts: 
msosptFlowChartDelay	0x00000087	A delay shape for flowcharts:


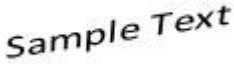
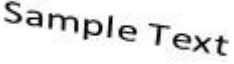




Name	Value	Meaning
		
msosptTextPlainText	0x00000088	A plain text shape: Sample Text
msosptTextStop	0x00000089	An octagonal text shape: sample Text
msosptTextTriangle	0x0000008A	A triangular text shape that points upward: sample Text
msosptTextTriangleInverted	0x0000008B	A triangular text shape that points downward: Sample Text
msosptTextChevron	0x0000008C	A chevron text shape that points upward: Sample Text
msosptTextChevronInverted	0x0000008D	A chevron text shape that points downward: Sample Text
msosptTextRingInside	0x0000008E	A circular text shape, in which reading the text is like reading an inscription on the inside of a ring: 
msosptTextRingOutside	0x0000008F	A circular text shape, in which reading the text is like reading an inscription on the outside of a





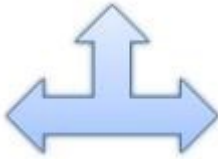
Name	Value	Meaning
		ring: 
msosptTextArchUpCurve	0x00000090	An upward-arching curved text shape: 
msosptTextArchDownCurve	0x00000091	A downward-arching curved text shape: 
msosptTextCircleCurve	0x00000092	A circular text shape: 
msosptTextButtonCurve	0x00000093	A text shape that resembles a button: 
msosptTextArchUpPour	0x00000094	An upward-arching text shape: 
msosptTextArchDownPour	0x00000095	A downward-arching text shape: 
msosptTextCirclePour	0x00000096	A circular text shape:




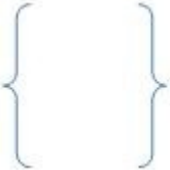


Name	Value	Meaning
		
msosptTextButtonPour	0x00000097	A text shape that resembles a button: 
msosptTextCurveUp	0x00000098	An upward-curving text shape: 
msosptTextCurveDown	0x00000099	A downward-curving text shape: 
msosptTextCascadeUp	0x0000009A	A cascading text shape that points up: 
msosptTextCascadeDown	0x0000009B	A cascading text shape that points down: 
msosptTextWave1	0x0000009C	A wavy text shape: 
msosptTextWave2	0x0000009D	A wavy text shape:






Name	Value	Meaning
		Sample Text
msosptTextWave3	0x0000009E	A wavy text shape: Sample Text
msosptTextWave4	0x0000009F	A wavy text shape: Sample Text
msosptTextInflate	0x000000A0	A text shape that vertically expands in the middle: Sample Text
msosptTextDeflate	0x000000A1	A text shape that vertically shrinks in the middle: Sample Text
msosptTextInflateBottom	0x000000A2	A text shape that expands downward in the middle: Sample Text
msosptTextDeflateBottom	0x000000A3	A text shape that shrinks upward in the middle: Sample Text
msosptTextInflateTop	0x000000A4	A text shape that expands upward in the middle: sample Text
msosptTextDeflateTop	0x000000A5	A text shape that shrinks downward in the middle:






Name	Value	Meaning
		
msosptTextDeflateInflate	0x000000A6	<p>A text shape in which the lower lines expand upward, and the upper lines shrink to compensate:</p> 
msosptTextDeflateInflateDeflate	0x000000A7	<p>A text shape in which the lines in the center vertically expand, and the upper and lower lines shrink to compensate:</p> 
msosptTextFadeRight	0x000000A8	<p>A text shape that vertically shrinks on the right side:</p> 
msosptTextFadeLeft	0x000000A9	<p>A text shape that vertically shrinks on the left side:</p> 
msosptTextFadeUp	0x000000AA	<p>A text shape that horizontally shrinks on the top:</p> 
msosptTextFadeDown	0x000000AB	<p>A text shape that horizontally shrinks on the bottom:</p>



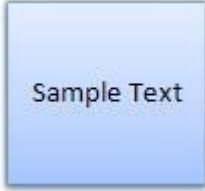
Name	Value	Meaning
		
msosptTextSlantUp	0x000000AC	An upward-slanted text shape: 
msosptTextSlantDown	0x000000AD	A downward-slanted text shape: 
msosptTextCanUp	0x000000AE	A text shape that is curved upward as if being read on the side of a can: 
msosptTextCanDown	0x000000AF	A text shape that is curved downward as if being read on the side of a can: 
msosptFlowChartAlternateProcess	0x000000B0	An alternate process shape for flowcharts: 
msosptFlowChartOffpageConnector	0x000000B1	An off-page connector shape for flowcharts: 
msosptCallout90	0x000000B2	A callout shape:

Name	Value	Meaning
		
msosptAccentCallout90	0x000000B3	A callout shape: 
msosptBorderCallout90	0x000000B4	A callout shape with a border: 
msosptAccentBorderCallout90	0x000000B5	A callout shape with a border: 
msosptLeftRightUpArrow	0x000000B6	A shape that has arrows pointing left, right, and up: 
msosptSun	0x000000B7	A sun shape:

Name	Value	Meaning
		
msosptMoon	0x000000B8	A moon shape: 
msosptBracketPair	0x000000B9	A shape that is enclosed in brackets: 
msosptBracePair	0x000000BA	A shape that is enclosed in braces: 
msosptSeal4	0x000000BB	A seal shape with four points: 
msosptDoubleWave	0x000000BC	A double wave shape: 

Name	Value	Meaning
msosptActionButtonBlank	0x000000BD	A blank button shape: 
msosptActionButtonHome	0x000000BE	A home button shape: 
msosptActionButtonHelp	0x000000BF	A help button shape: 
msosptActionButtonInformation	0x000000C0	An information button shape: 
msosptActionButtonForwardNext	0x000000C1	A forward or next button shape: 

Name	Value	Meaning
msosptActionButtonBackPrevious	0x000000C2	A back or previous button shape: 
msosptActionButtonEnd	0x000000C3	An end button shape: 
msosptActionButtonBeginning	0x000000C4	A beginning button shape: 
msosptActionButtonReturn	0x000000C5	A return button shape: 
msosptActionButtonDocument	0x000000C6	A document button shape: 

Name	Value	Meaning
msosptActionButtonSound	0x000000C7	A sound button shape: 
msosptActionButtonMovie	0x000000C8	A movie button shape: 
msosptHostControl	0x000000C9	A value that SHOULD NOT be used.
msosptTextBox	0x000000CA	A text box shape: 

2.4.25 MSOCXSTYLE

Referenced by: [cxstyle](#)

The **MSOCXSTYLE** enumeration specifies types of connectors.

Name	Value	Meaning
msocxstyleStraight	0x00000000	A straight connector.
msocxstyleBent	0x00000001	An elbow-shaped connector.
msocxstyleCurved	0x00000002	A curved connector.
msocxstyleNone	0x00000003	No connector.

2.4.26 MSOBWMODE

Referenced by: [bWMode](#), [bWModeBW](#), [bWModePureBW](#)

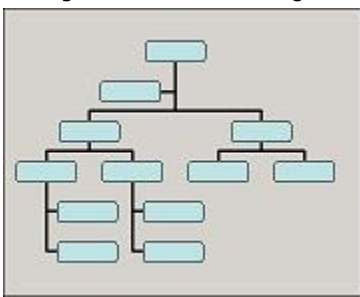
The **MSOBWMODE** enumeration, as shown in the following table, specifies the ways to render an object when black-and-white display mode is specified.

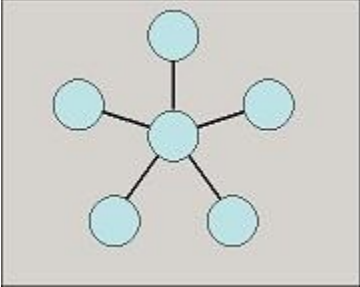
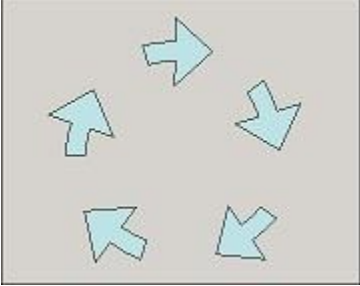
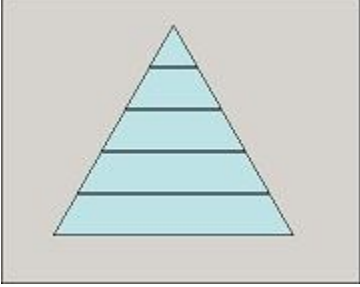

Name	Value	Meaning
msobwColor	0x00000000	The object is rendered with normal coloring.
msobwAutomatic	0x00000001	The object is rendered with automatic coloring.
msobwGrayScale	0x00000002	The object is rendered with gray coloring.
msobwLightGrayScale	0x00000003	The object is rendered with light gray coloring.
msobwInverseGray	0x00000004	The object is rendered with inverse gray coloring.
msobwGrayOutline	0x00000005	The object is rendered with gray and white coloring.
msobwBlackTextLine	0x00000006	The object is rendered with black and gray coloring.
msobwHighContrast	0x00000007	The object is rendered with black and white coloring.
msobwBlack	0x00000008	The object is rendered only with black coloring.
msobwWhite	0x00000009	The object is rendered with white coloring.
msobwDontShow	0x0000000A	The object is not rendered.

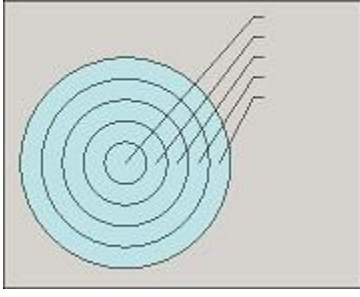
2.4.27 MSODGMT

Referenced by: [dgmt](#)

The **MSODGMT** enumeration, as shown in the following table specifies the types of diagrams.

Name	Value	Meaning
msodgmtCanvas	0x00000000	A drawing area for ink and shapes.
msodgmtOrgChart	0x00000001	An organizational chart diagram: 
msodgmtRadial	0x00000002	A diagram that shows the relationships to a central entity:

Name	Value	Meaning
		
msodgmtCycle	0x00000003	<p>A diagram that shows a cyclical process:</p> 
msodgmtStacked	0x00000004	<p>A pyramid diagram:</p> 
msodgmtVenn	0x00000005	<p>A Venn diagram:</p> 
msodgmtBullsEye	0x00000006	<p>A diagram that has concentric rings:</p>

Name	Value	Meaning
		
msodgmtNil	0x0000FFF	No diagram or an invalid diagram.

2.4.28 MSODGSLK

Referenced by: [OfficeArtFDGSL](#)

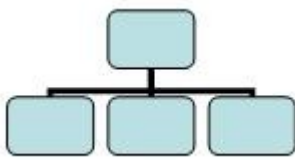
The **MSODGSLK** enumeration, as shown in the following table, specifies selection states for selected shapes.

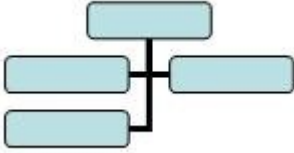
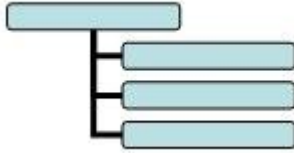
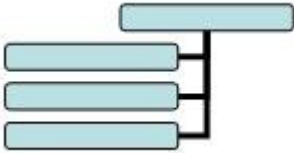
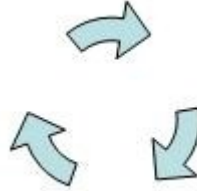
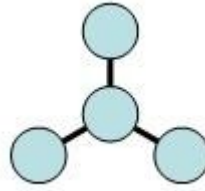
Name	Value	Meaning
msodgslkNormal	0x00000000	The default state.
msodgslkRotate	0x00000001	Ready to rotate.
msodgslkReshape	0x00000002	Ready to change the curvature of line shapes.
msodgslkCrop	0x00000007	Ready to crop the picture.

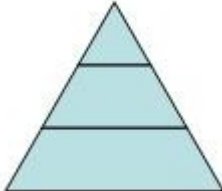
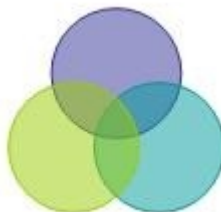
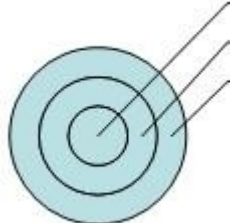
2.4.29 MSODGMLO

Referenced by: [dgmLayout](#), [dgmLayoutMRU](#)

The **MSODGMLO** enumeration, as shown in the following table specifies layouts for shapes that are nodes in a diagram.

Name	Value	Meaning
msodgmloOrgChartStd	0x00000000	Organizational chart: 
msodgmloOrgChartBothHanging	0x00000001	Organizational chart with child nodes hanging both left and right:

Name	Value	Meaning
		
msodgmloOrgChartRightHanging	0x00000002	Organizational chart with child nodes hanging to the right: 
msodgmloOrgChartLeftHanging	0x00000003	Organizational chart with child nodes hanging to the left: 
msodgmloCycleStd	0x00000004	Cycle diagram: 
msodgmloRadialStd	0x00000005	Radial diagram: 
msodgmloStackedStd	0x00000006	Pyramid diagram:

Name	Value	Meaning
		
msodgmloVennStd	0x00000007	Venn diagram: 
msodgmloBullsEyeStd	0x00000008	Target diagram: 

2.4.30 MSOPATHTYPE

The **MSOPATHTYPE** enumeration, as shown in the following table, specifies how the individual pieces of a path SHOULD be interpreted.

Name	Value	Meaning
msopathLineTo	0x00000000	For each POINT record, as defined in section 2.2.55 , in the array, add a straight line segment from the current ending POINT to the new POINT . The number of POINT values to process equals the number of segments. The last POINT in the array becomes the new ending POINT .
msopathCurveTo	0x00000001	For each segment, three POINT values are used to draw a cubic Bezier curve. The first two POINT values are control POINT values, and the last POINT is the new ending POINT . The number of POINT values consumed is three times the number of segments.
msopathMoveTo	0x00000002	Start a new sub-path by using a single POINT . The starting POINT becomes the current ending POINT . The value of the

Name	Value	Meaning
		segment field MUST be zero. The number of POINT values used is one.
msopathClose	0x00000003	If the starting POINT and the ending POINT are not the same, a single straight line is drawn to connect the starting POINT and the ending POINT of the path. The number of segments MUST be one. The number of POINT values used is zero.
msopathEnd	0x00000004	The end of the current path. All consecutive lines and fill values MUST be drawn before any subsequent path or line is drawn. The number of segments MUST be zero. The number of POINT values used is zero.
msopathEscape	0x00000005	The MSOPATHINFO record, as defined in section 2.2.53 , is treated as an MSOPATHESCAPEINFO record, as defined in section 2.2.54 .
msopathClientEscape	0x00000006	The MSOPATHINFO record is treated as an MSOPATHESCAPEINFO record specific to the client.

2.4.31 MSOPATHESCAPE

The **MSOPATHESCAPE** enumeration, as shown in the following table, modifies the path properties by adding elements to a path, providing additional control, or specifying how to handle the editing of **POINT** data, as defined in section [2.2.55](#).

Name	Value	Meaning
msopathEscapeExtension	0x00000000	This value adds additional POINT values, as defined in section 2.2.55 , to the escape code that follows msopathEscapeExtension .
msopathEscapeAngleEllipseTo	0x00000001	The first POINT specifies the center of the ellipse. The second POINT specifies the starting radius in the x value and the ending radius in the y value. The third POINT specifies the starting angle in the x value and the ending angle in the y value. Angles are in degrees. The number of ellipse segments drawn equals the number of segments divided by three.
msopathEscapeAngleEllipse	0x00000002	The first POINT specifies the center of the ellipse. The second POINT specifies the starting radius in the x value and the ending radius in the y value. The third POINT specifies the starting angle in the x value and the ending angle in the y value. Angles are in degrees. The number of ellipse segments drawn equals the number of segments divided by three. The first POINT of the ellipse becomes the first POINT of a new path.
msopathEscapeArcTo	0x00000003	The first two POINT values specify the bounding rectangle of the ellipse. The second two POINT values specify the radial vectors for the ellipse. The radial vectors are cast from the center of the bounding rectangle. The path starts at the POINT where the first radial vector intersects

Name	Value	Meaning
		the bounding rectangle and goes to the POINT where the second radial vector intersects the bounding rectangle. The drawing direction is always counterclockwise. If the path has already been started, a line is drawn from the last POINT to the starting POINT of the arc; otherwise, a new path is started. The number of arc segments drawn equals the number of segments divided by four.
msopathEscapeArc	0x00000004	The first two POINT values specify the bounding rectangle of the ellipse. The second two POINT values specify the radial vectors for the ellipse. The radial vectors are cast from the center of the bounding rectangle. The path starts at the POINT where the first radial vector intersects the bounding rectangle and goes to the POINT where the second radial vector intersects the bounding rectangle. The drawing direction is always counterclockwise. The number of arc segments drawn equals the number of segments divided by four.
msopathEscapeClockwiseArcTo	0x00000005	The first two POINT values specify the bounding rectangle of the ellipse. The second two POINT values specify the radial vectors for the ellipse. The radial vectors are cast from the center of the bounding rectangle. The path starts at the POINT where the first radial vector intersects the bounding rectangle and goes to the POINT where the second radial vector intersects the bounding rectangle. The drawing direction is always clockwise. If the path has already been started, a line is drawn from the last POINT to the starting POINT of the arc; otherwise, a new path is started. The number of arc segments drawn equals the number of segments divided by four.
msopathEscapeClockwiseArc	0x00000006	The first two POINT values specify the bounding rectangle of the ellipse. The second two POINT values specify the radial vectors for the ellipse. The radial vectors are cast from the center of the bounding rectangle. The path starts at the POINT where the first radial vector intersects the bounding rectangle and goes to the POINT where the second radial vector intersects the bounding rectangle. The drawing direction is always clockwise. The number of arc segments drawn equals the number of segments divided by four. This escape code always starts a new path.
msopathEscapeEllipticalQuadrantX	0x00000007	This value adds an ellipse to the path from the current POINT to the next POINT . The ellipse is drawn as a quadrant that starts as a tangent to the x-axis. Multiple elliptical quadrants are joined by a straight line. The number of elliptical quadrants drawn equals the number of

Name	Value	Meaning
		segments.
msopathEscapeEllipticalQuadrantY	0x00000008	This value adds an ellipse to the path from the current POINT to the next POINT . The ellipse is drawn as a quadrant that starts as a tangent to the y-axis. Multiple elliptical quadrants are joined by a straight line. The number of elliptical quadrants drawn equals the number of segments.
msopathEscapeQuadraticBezier	0x00000009	Each POINT defines a control point for a quadratic Bezier curve. The number of control POINT values is defined by the segments property of the containing MSOPATHESCAPEINFO record, as defined in section 2.2.54 .
msopathEscapeNoFill	0x0000000A	The path is not to be filled, even if it is passed to a rendering routine that would normally fill the path.
msopathEscapeNoLine	0x0000000B	The path is not to be drawn, even if it passed to a rendering routine that would normally draw the path.
msopathEscapeAutoLine	0x0000000C	For Bezier curve editing, the vertex joints are calculated, are of equal length, and are collinear. The segment after the POINT is a line. The tangent is not visible.
msopathEscapeAutoCurve	0x0000000D	For Bezier curve editing, the vertex joints are calculated, are of equal length, and are collinear. The segment after the POINT is a curve. The tangent is not visible.
msopathEscapeCornerLine	0x0000000E	For Bezier curve editing, the vertex joints are not calculated, are not of equal lengths and are not collinear. The segment after the POINT is a line. The tangent is visible.
msopathEscapeCornerCurve	0x0000000F	For Bezier curve editing, the vertex joints are not calculated, are not of equal length, and are not collinear. The segment after the POINT is a curve. The tangent is visible.
msopathEscapeSmoothLine	0x00000010	For Bezier curve editing, the vertex joints are not calculated, are not of equal length, and are not collinear. The segment after the POINT is a line. The tangent is visible.
msopathEscapeSmoothCurve	0x00000011	For Bezier curve editing, the vertex joints are not calculated, are not of equal length, and are not collinear. The segment after the POINT is a curve. The tangent is visible.
msopathEscapeSymmetricLine	0x00000012	For Bezier curve editing, the vertex joints are not calculated, are of equal length, and are not collinear. The segment after the POINT is a line. The tangent is visible.

Name	Value	Meaning
msopathEscapeSymmetricCurve	0x00000013	For Bezier curve editing the vertex joints are not calculated, are of equal length, and are not collinear. The segment after the POINT is a curve. The tangent is visible.
msopathEscapeFreeform	0x00000014	For Bezier curve editing, the vertex joints are calculated, are of equal length, and are collinear. The tangent is not visible.
msopathEscapeFillColor	0x00000015	This value sets a new fill color. A single POINT is used to represent the colors. The x value is an OfficeArtCOLORREF structure, as defined in section 2.2.2 , that specifies the new foreground color. The y value is an OfficeArtCOLORREF that specifies the new background color.
msopathEscapeLineColor	0x00000016	This value sets a new line drawing color. A single POINT is used to represent the colors. The x value is an OfficeArtCOLORREF structure, as defined in section 2.2.2 , that specifies the new foreground color. The y value is an OfficeArtCOLORREF that specifies the new background color.

2.5 Algorithms

2.5.1 Data for VtHyperlink

The following algorithm specifies how hyperlink properties, as specified in [\[MS-OSHARED\]](#) section 2.3.3.1.18, that are associated with OfficeArt shapes construct their **dwInfo** structure member values:

- If the hyperlink defines a link that is associated with the shape itself, the **dwInfo** value MUST be 0x00000004.
- If the hyperlink defines a URL path to an image resource that specifies the background image of the document, the **dwInfo** value MUST be 0x00000000.
- If the hyperlink defines a URL path to an image resource that specifies the foreground graphic displayed for the shape, the **dwInfo** value MUST be 0x00000001.
- If the hyperlink defines a URL path to an image resource that specifies the fill graphic for the shape, the **dwInfo** value MUST be 0x00000002.
- If the hyperlink defines a URL path to an image resource that specifies the graphic used for the shape outline, the **dwInfo** value MUST be 0x00000003.

3 Structure Examples

This section contains examples that illustrate different features of the Office Drawing Binary File Format Structure.

The example structures are derived from sample files [<126>](#). The example structures will be similar for other applications [<127>](#), but records and fields that are defined by the client application might vary slightly.

3.1 Diagram

This section provides an example of the record hierarchy within a drawing container that specifies the structure of a diagram. This section outlines some of the records that define the structure and properties specific to the following drawing objects [<128>](#):

- Basic shapes, including:
 - Shape fill and color
 - Shape outline
 - Shape position
 - Shape grouping
- Text
- Diagram type, layout, and protection
- Connector lines

The diagram image that is shown in the following figure represents a basic organizational-chart diagram, which consists of a top-level shape, an assistant shape, coworker shapes, and a subordinate shape. Each shape in the diagram contains text, a fill color, and a shape outline. All of the shapes are connected by lines that are called connectors.

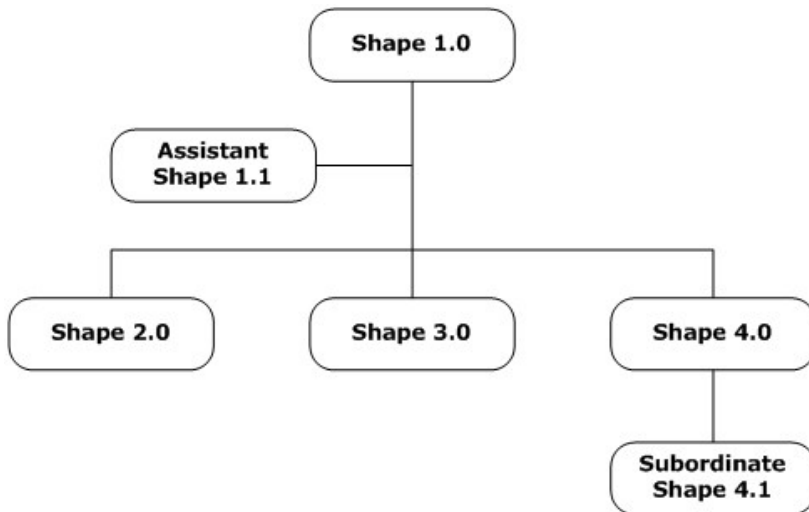


Figure 10: Basic organizational chart

The remainder of this section shows the record hierarchy that is used to define a diagram and the shapes that are used to construct a diagram. For a detailed specification of each record that is mentioned, see Structures, as defined in section 2.

3.1.1 DrawingContainer

All the records that are used to construct the multiple parts of a diagram are stored in the drawing container. The drawing container is defined by the host application and might be named differently in the file format of the host application.

The following table shows the child-record hierarchy of the **DrawingContainer** record ([\[MS-PPT\]](#) section 2.5.13) named **drawing**. This example focuses on the four top-level containers, which are labeled **1**, **2**, **3**, and **4** within the **OfficeArtDgContainer** record, as defined in section [2.2.13](#).

Child-Record Hierarchy of a DrawingContainer Record		
Offset	Size	Structure
00000D6F	0A7E	DrawingContainer - drawing
00000D6F	0008	RecordHeader - rh
00000D77	0A76	OfficeArtDgContainer - OfficeArtDg
00000D77	0008	OfficeArtRecordHeader - rh
00000D7F	0010	1: OfficeArtFDG - drawingData
00000D8F	0966	2: OfficeArtSpgrContainer - groupShape
000016F5	0050	3: OfficeArtSpContainer - shape
00001745	00A8	4: OfficeArtSolverContainer - solvers

The top-level records of the drawing container are specified as follows:

drawing: A drawing container that contains an **OfficeArtRecordHeader** record, as defined in section [2.2.1](#), and a top-level **OfficeArtDgContainer** drawing container.

OfficeArtDg: An **OfficeArtDgContainer** record, as defined in section [2.2.13](#), that contains all the per-slide, per-document, and per-sheet information, including the shapes.

OfficeArtDg.drawingData: An **OfficeArtFDG** record, as defined in section [2.2.49](#), that contains information about the shape count, drawing identifier, and shape identifier of the last shape in a drawing.

OfficeArtDg.groupShape: An **OfficeArtSpgrContainer** record, as defined in section [2.2.16](#), that contains groups of shapes. This group container contains a variable number of shape containers and other group containers. The group itself is a shape.

OfficeArtDg.shape: An **OfficeArtSpContainer** record, as defined in section [2.2.14](#), that acts as a container for shapes.

OfficeArtDg.solvers: An **OfficeArtSolverContainer** record, as defined in section [2.2.18](#), that acts as a container for rules (1) that are applicable to shapes.

The containers that are labeled **1**, **2**, **3**, and **4** are described in more detail in the following four subsections.

3.1.2 OfficeArtFDG

The following table shows the child-record hierarchy of **OfficeArtFDG**, as defined in section [2.2.49](#), container **1**.

Child-Record Hierarchy of OfficeArtFDG Container 1			
Offset	Size	Structure	Value
00000D7F	0010	1: OfficeArtFDG - drawingData	
00000D7F	0008	OfficeArtRecordHeader - rh	
00000D7F	4 bits	bit - recVer	0x0
00000D7F	12 bits	bit - recInstance	0x002
00000D81	0002	USHORT - recType	0xF008
00000D83	0004	DWORD - recLen	0x00000008
00000D87	0004	ULONG - csp	0x0000000E
00000D8B	0004	ULONG - spidCur	0x00000818

The records that are contained within **OfficeArtFDG** container **1** are specified as follows:

rh: An **OfficeArtRecordHeader** structure, as defined in section [2.2.1](#), that describes the record data. This 8-byte header contains the record type, the record length, and if it is an atom type, a version identifier.

rh.recVer: The record version, which is 0x0 if the record is an atom or 0xF if the record is a container.

rh.recInstance: The record instance (0x002), which is useful for differentiating atoms when more than one atom of the same type exists in a particular container.

rh.recType: The type (0xF008) of the record. OfficeArt uses values from 0xF000 to 0xFFFF. Client applications can define their own records by using other ranges.

rh.recLen: The length (0x00000008), in bytes, of the record. If the record is an atom, this value specifies the length of the atom excluding the header. If the record is a container, this value specifies the sum of the lengths of the contained atoms plus the length of the record header for each atom.

csp: The number (0x0000000E) of shapes in this drawing.

spidCur: The shape identifier (0x00000818) of the last shape in this drawing.

3.1.3 OfficeArtSpgrContainer

The following table shows the child-record hierarchy of **OfficeArtSpgrContainer** container, as defined in section [2.2.16](#), record **2**.

Child-Record Hierarchy of OfficeArtSpgrContainer Container 2		
Offset	Size	Structure
0000D8F	0966	2: OfficeArtSpgrContainer - groupShape
0000D8F	0008	OfficeArtRecordHeader - rh
0000D97	095E	OfficeArtSpgrContainerFileBlockArray - rgfb
0000D97	0030	A: OfficeArtSpgrContainerFileBlock - OfficeArtSpgrContainerFB
0000DC7	092E	OfficeArtSpgrContainerFileBlock - OfficeArtSpgrContainerFB
0000DC7	092E	OfficeArtSpgrContainer - case_of_msofbspgrContainer
0000DC7	0008	OfficeArtRecordHeader - rh
0000DCF	0926	OfficeArtSpgrContainerFileBlockArray - rgfb
0000DCF	00EA	B: OfficeArtSpgrContainerFileBlock - OfficeArtSpgrContainerFB
0000EB9	005C	C: OfficeArtSpgrContainerFileBlock - OfficeArtSpgrContainerFB
0000F15	007C	D: OfficeArtSpgrContainerFileBlock - OfficeArtSpgrContainerFB
0000F91	0076	OfficeArtSpgrContainerFileBlock - OfficeArtSpgrContainerFB
00001007	007C	OfficeArtSpgrContainerFileBlock - OfficeArtSpgrContainerFB
00001083	007C	OfficeArtSpgrContainerFileBlock - OfficeArtSpgrContainerFB
000010FF	007C	OfficeArtSpgrContainerFileBlock - OfficeArtSpgrContainerFB
0000117B	00EB	E: OfficeArtSpgrContainerFileBlock - OfficeArtSpgrContainerFB
00001266	00E5	F: OfficeArtSpgrContainerFileBlock - OfficeArtSpgrContainerFB
0000134B	00E5	OfficeArtSpgrContainerFileBlock - OfficeArtSpgrContainerFB
00001430	00E5	G: OfficeArtSpgrContainerFileBlock - OfficeArtSpgrContainerFB
00001515	00EF	OfficeArtSpgrContainerFileBlock - OfficeArtSpgrContainerFB
00001604	00F1	OfficeArtSpgrContainerFileBlock - OfficeArtSpgrContainerFB

The record types within **OfficeArtSpgrContainer** container **2** that have not been explained in previous sections are specified as follows:

rgfb: An array of **OfficeArtSpgrContainerFileBlock** records, as defined in section [2.2.17](#), that specifies groups (4) or shapes contained within this group (4).

rgfb.OfficeArtSpgrContainerFB: A container for groups (4) of shapes. The group container contains a variable number of shape containers and other group containers. Each group is a shape.

The following seven structure examples show the records that are labeled **A**, **B**, **C**, **D**, **E**, **F**, and **G** in the preceding table in more detail.

The following table shows the child-record hierarchy of **OfficeArtSpgrContainerFileBlock** record **A**.

Child-Record Hierarchy of OfficeArtSpgrContainerFileBlock Record A			
Offset	Size	Structure	Value
00000D97	0030	A: OfficeArtSpgrContainerFileBlock - OfficeArtSpgrContainerFB	
00000D97	0030	OfficeArtSpContainer - case_of_msofbtSpContainer	
00000D97	0008	OfficeArtRecordHeader - rh	
00000D9F	0018	OfficeArtFSPGR - shapeGroup	
00000D9F	0008	OfficeArtRecordHeader - rh	
00000DA7	0010	OfficeArtFRC - frc	
00000DA7	0004	LONG - xLeft	0x00000000
00000DAB	0004	LONG - yTop	0x00000000
00000DAF	0004	LONG - xRight	0x00000000
00000DB3	0004	LONG - yBottom	0x00000000
00000DB7	0010	H: OfficeArtFSP - shapeProp	

The record types within **OfficeArtSpgrContainerFileBlock** record **A** that have not been explained in previous structure examples are specified as follows:

case_of_msofbtSpContainer.shapeGroup.frc: The coordinate system of the group shape that the anchors of the child shape are expressed in. This structure is present only in group shapes.

case_of_msofbtSpContainer.shapeGroup.frc.xLeft: The left boundary (0x00000000) of the coordinate system of the group (4).

case_of_msofbtSpContainer.shapeGroup.frc.yTop: The top boundary (0x00000000) of the coordinate system of the group (4).

case_of_msofbtSpContainer.shapeGroup.frc.xRight: The right boundary (0x00000000) of the coordinate system of the group (4).

case_of_msofbtSpContainer.shapeGroup.frc.yBottom: The bottom boundary (0x00000000) of the coordinate system of the group (4).

case_of_msofbtSpContainer.shapeProp: An **OfficeArtFSP** record, as defined in section [2.2.40](#), that contains an instance of a shape. The record header contains the shape type, and the record itself contains the shape identifier and a set of bits that further define the shape.

The following table shows the child-record hierarchy of **OfficeArtFSP** record **H**.

Child-Record Hierarchy of OfficeArtFSP Record H			
Offset	Size	Structure	Value
00000DB7	0010	H: OfficeArtFSP - shapeProp	
00000DB7	0008	OfficeArtRecordHeader - rh	
00000DBF	0004	ULONG - spid	0x00000800
00000DC3	1 bit	bit - fGroup	0x1
00000DC3	1 bit	bit - fChild	0x0
00000DC3	1 bit	bit - fPatriarch	0x1
00000DC3	1 bit	bit - fDeleted	0x0
00000DC3	1 bit	bit - fOleShape	0x0
00000DC3	1 bit	bit - fHaveMaster	0x0
00000DC3	1 bit	bit - fFlipH	0x0
00000DC3	1 bit	bit - fFlipV	0x0
00000DC3	1 bit	bit - fConnector	0x0
00000DC3	1 bit	bit - fHaveAnchor	0x0
00000DC3	1 bit	bit - fBackground	0x0
00000DC3	1 bit	bit - fHaveSpt	0x0
00000DC3	20 bits	bit - unused1	0x00000

The record types within **OfficeArtFSP** record **H** that have not been explained in previous structure examples are specified as follows:

spid: The identifier (0x00000800) of this shape.

fGroup: A value that specifies whether this shape is a group shape. The value 0x1 specifies that this shape is a group shape.

fChild: A value that specifies whether this shape is a child shape. The value 0x0 specifies that this shape is not a child shape.

fPatriarch: A value that specifies whether this shape is the topmost group shape. The value 0x1 specifies that this shape is the topmost group shape. Exactly one topmost group shape exists per drawing.

fDeleted: A value that specifies whether this shape has been deleted. The value 0x0 specifies that this shape has not been deleted.

fOleShape: A value that specifies whether this shape is an OLE object. The value 0x0 specifies that this shape is not an OLE object.

fHaveMaster: A value that specifies whether this shape has a valid master in the **hspMaster** property, as defined in section [2.3.2.1](#). The value 0x0 specifies that this shape does not have such a valid master.

fFlipH: A value that specifies whether this shape is flipped horizontally. The value 0x0 specifies that this shape is not flipped horizontally.

fFlipV: A value that specifies whether this shape is flipped vertically. The value 0x0 specifies that this shape is not flipped vertically.

fConnector: A value that specifies whether this shape is a connector shape. The value 0x0 specifies that this shape is not a connector shape.

fHaveAnchor: A value that specifies whether this shape has an anchor. The value 0x0 specifies that this shape does not have an anchor.

fBackground: A value that specifies whether this shape is a background shape. The value 0x0 specifies that this shape is not a background shape.

fHaveSpt: A value that specifies whether this shape has a shape type property. The value 0x0 specifies that this shape does not have a shape type property.

unused1: A value that is undefined and needs to be ignored.

The following table shows the child-record hierarchy of **OfficeArtSpgrContainerFileBlock**, as defined in section [2.2.17](#), record **B**.

Child-Record Hierarchy of OfficeArtSpgrContainerFileBlock Record B			
Offset	Size	Structure	Value
00000DCF	00EA	B: OfficeArtSpgrContainerFileBlock - OfficeArtSpgrContainerFB	
00000DCF	00EA	OfficeArtSpContainer - case_of_msofbtSpContainer	
00000DCF	0008	OfficeArtRecordHeader - rh	
00000DD7	0018	OfficeArtFSPGR - shapeGroup	
00000DEF	0010	OfficeArtFSP - shapeProp	
00000DFF	000E	OfficeArtFOPT - shapePrimaryOptions	
00000E0D	009C	OfficeArtTertiaryFOPT - shapeTertiaryOptions	
00000E0D	0008	OfficeArtRecordHeader - rh	
00000E15	0094	OfficeArtRGFOPT - fopt	
00000E15	0006	dgmt - Diagram Type	
00000E15	0002	OfficeArtFOPTEOPID - opid	
00000E17	0004	MSODGMT - dgmt	0x00000001
00000E1B	0006	dgmStyle - Diagram Style	
00000E1B	0002	OfficeArtFOPTEOPID - opid	

Child-Record Hierarchy of OfficeArtSpgrContainerFileBlock Record B			
00000E1D	0004	LONG - dgmStyle	0x00000000
00000E21	0006	pRelationTbl - Diagram Shape Relationship	
00000E21	0002	OfficeArtFOPTEOPID - opid	
00000E23	0004	ULONG - pRelationTbl	0x0000004E
00000E27	0006	dgmScaleX - Diagram ScaleX	
00000E27	0002	OfficeArtFOPTEOPID - opid	
00000E29	0004	FixedPoint - dgmScaleX	0x00013333
00000E2D	0006	dgmScaleY - Diagram ScaleY	
00000E2D	0002	OfficeArtFOPTEOPID - opid	
00000E2F	0004	FixedPoint - dgmScaleY	0x00011748
00000E33	0006	dgmDefaultFontSize - Diagram Default Font Size	
00000E33	0002	OfficeArtFOPTEOPID - opid	
00000E35	0004	LONG - dgmDefaultFontSize	0x0000000D
00000E39	0006	dgmConstrainBounds - Diagram Bounds	
00000E39	0002	OfficeArtFOPTEOPID - opid	
00000E3B	0004	ULONG - dgmConstrainBounds	0x00000016
00000E3F	0006	I: Diagram Boolean Properties - Diagram Boolean	
00000E45	004E	J: pRelationTbl_complex - Diagram Shape Relationship Data	
00000E93	0016	K: dgmConstrainBounds_complex - Diagram Bounds Data	
00000EA9	0010	OfficeArtClientAnchor - clientAnchor	

The record types within **OfficeArtSpgrContainerFileBlock** record **B** that have not been explained in previous structure examples are specified as follows:

case_of_msofbtSpContainer.shapeTertiaryOptions: An **OfficeArtTertiaryFOPT** record, as defined in section [2.2.11](#), that contains a table of **OfficeArtRGFOPTE** properties, as defined in section [2.3.1](#).

case_of_msofbtSpContainer.shapeTertiaryOptions.fopt.Diagram Type.opid: An **OfficeArtFOPTEOPID** record, as defined in section [2.2.8](#), that specifies the header for an entry in a property table.

case_of_msofbtSpContainer.shapeTertiaryOptions.fopt.Diagram Type.dgmt: A value that specifies whether this diagram type is an organizational-chart diagram. The value 0x00000001 specifies that this diagram type is an organizational-chart diagram.

case_of_msofibtSpContainer.shapeTertiaryOptions.fopt.Diagram Style: A property that specifies a diagram style.

case_of_msofibtSpContainer.shapeTertiaryOptions.fopt.Diagram Style.dgmStyle: A value that specifies whether this diagram has the default style. The value 0x00000000 specifies that this diagram has the default style.

case_of_msofibtSpContainer.shapeTertiaryOptions.fopt.Diagram Shape Relationship: A pRelationTbl property that specifies the relationships in a diagram.

case_of_msofibtSpContainer.shapeTertiaryOptions.fopt.Diagram Shape Relationship.pRelationTbl: The number (0x0000004E) of bytes of data in the pRelationTbl_complex property.

case_of_msofibtSpContainer.shapeTertiaryOptions.fopt.Diagram ScaleX: A property that specifies the amount to scale along the x-axis.

case_of_msofibtSpContainer.shapeTertiaryOptions.fopt.Diagram ScaleX.dgmScaleX: The amount (0x00013333) to scale along the x-axis.

case_of_msofibtSpContainer.shapeTertiaryOptions.fopt.Diagram ScaleY: A property that specifies the amount to scale along the y-axis.

case_of_msofibtSpContainer.shapeTertiaryOptions.fopt.Diagram ScaleY.dgmScaleY: The amount (0x00011748) to scale along the y-axis.

case_of_msofibtSpContainer.shapeTertiaryOptions.fopt.Diagram Default Font Size: A property that specifies the default font size for new text in this diagram.

case_of_msofibtSpContainer.shapeTertiaryOptions.fopt.Diagram Default Font Size.dgmDefaultFontSize: The default font size (0x0000000D), in points, for new text in this diagram.

case_of_msofibtSpContainer.shapeTertiaryOptions.fopt.Diagram Bounds: A dgmConstrainBounds property, as defined in section [2.3.17.8](#), that specifies the bounds of this diagram.

case_of_msofibtSpContainer.shapeTertiaryOptions.fopt.Diagram Bounds.dgmConstrainBounds: The number (0x00000016) of bytes of data in the dgmConstrainBounds_complex property, as defined in section [2.3.17.9](#).

case_of_msofibtSpContainer.shapeTertiaryOptions.fopt.Diagram Boolean: A 32-bit field of Boolean properties for a diagram.

case_of_msofibtSpContainer.shapeTertiaryOptions.fopt.Diagram Shape Relationship Data: A pRelationTbl_complex property that specifies additional data for pRelationTbl.

case_of_msofibtSpContainer.shapeTertiaryOptions.fopt.Diagram Bounds Data: A dgmConstrainBounds_complex property, as defined in section [2.3.17.9](#), that specifies additional data for the dgmConstrainBounds property, as defined in section [2.3.17.8](#).

The following three example structures show the records that are labeled **I**, **J**, and **K** in **OfficeArtSpgrContainerFileBlock** record **B** in more detail.

The following table shows the child-record hierarchy of **Diagram Boolean Properties** record **I**.

Child-Record Hierarchy of Diagram Boolean Properties Record I			
Offset	Size	Structure	Value
00000E3F	0006	I: Diagram Boolean Properties - Diagram Boolean Properties	
00000E3F	0002	OfficeArtFOPTEOPID - opid	
00000E3F	14 bits	bit - opid	0x053F
00000E3F	1 bit	bit - fBid	0x0
00000E3F	1 bit	bit - fComplex	0x0
00000E41	10 bits	bit - unused6	0x000
00000E41	1 bit	bit - unused5	0x0
00000E41	1 bit	bit - unused4	0x0
00000E41	1 bit	bit - fUsefDoFormat	0x1
00000E41	1 bit	bit - fUsefReverse	0x0
00000E41	1 bit	bit - fUsefDoLayout	0x0
00000E41	1 bit	bit - fUsefPseudoInline	0x0
00000E41	10 bits	bit - unused3	0x000
00000E41	1 bit	bit - unused2	0x0
00000E41	1 bit	bit - unused1	0x0
00000E41	1 bit	bit - fDoFormat	0x0
00000E41	1 bit	bit - fReverse	0x0
00000E41	1 bit	bit - fDoLayout	0x0
00000E41	1 bit	bit - fPseudoInline	0x0

The **Diagram Boolean Properties** that are listed in record **I** are specific to diagrams. The record types within **Diagram Boolean Properties** record **I** that have not been explained in previous structure examples are specified as follows:

opid.opid: The identifier (0x053F) of the property in this entry.

opid.fBid: A value that specifies whether the value in the **op** field is a BLIP identifier. The value 0x0 specifies that the value in the **op** field is not a BLIP identifier.

opid.fComplex: A value that specifies whether this property is a complex property. The value 0x0 specifies that this property is not a complex property.

fUsefDoFormat: A value that specifies whether the **fDoFormat** bit has been set. The value 0x1 specifies that the **fDoFormat** bit has been set.

fUsefReverse: A value that specifies whether the **fReverse** bit needs to be ignored. The value 0x0 specifies that the **fReverse** bit needs to be ignored.

fUsefDoLayout: A value that specifies whether the **fDoLayout** bit needs to be ignored. The value 0x0 specifies that the **fDoLayout** bit needs to be ignored.

fUsefPseudoInline: A value that specifies whether the **fPseudoInline** bit needs to be ignored. The value 0x0 specifies that the **fPseudoInline** bit needs to be ignored.

fDoFormat: A value that specifies whether the **dgmStyle** property, as defined in section [2.3.17.2](#), for this diagram contains a default formatting style for this diagram type. The value 0x0 specifies that the **dgmStyle** property for this diagram contains a default formatting style for this diagram type.

fReverse: A value that specifies whether this diagram is mirrored horizontally. The value 0x0 specifies that this diagram is not mirrored horizontally.

fDoLayout: A value that specifies whether this diagram has a layout that is directly editable. The value 0x0 specifies that this diagram has a layout that is directly editable.

fPseudoInline: A value that specifies whether this diagram is placed in line with surrounding text. The value 0x0 specifies that this diagram is not placed in line with surrounding text.

The following table shows the child-record hierarchy of **pRelationTbl_complex** record **J**.

Child-Record Hierarchy of pRelationTbl_complex Record J			
Offset	Size	Structure	Value
00000E45	004E	J: pRelationTbl_complex - Diagram Shape Relationship Data	
00000E45	004E	IMsoArray - pRelationTbl	
00000E45	0002	USHORT - nElems	0x0006
00000E47	0002	USHORT - nElemsAlloc	0x0008
00000E49	0002	USHORT - cbElem	0x000C
00000E4B	0048	Blob - data	40 95 09 97 40 95 09 97 00 00 00 00 EB CE CB F8 40 95 09 97 28 9D E6 D3 01 A4 12 8E 40 95 09 97 4C DA BC 3B C2 F7 3F A5 40 95 09 97 0D EB A7 22 83 C6 24 BC 40 95 09 97 AA FF D0 E1 8E A9 77 40 83 C6 24 BC 4D FA 5A 6B

The record types within **pRelationTbl_complex** record **J** that have not been explained in previous structure examples are specified as follows:

pRelationTbl: An **IMsoArray** record, as defined in section [2.2.51](#), that specifies the relationships in a diagram. Each array element specifies a connection between two shapes.

pRelationTbl.nElems: A value (0x0006) that specifies the number of elements contained in this record. This diagram thus contains six shapes.

pRelationTbl.nElemsAlloc: The maximum number (0x0008) of elements that this record can contain.

pRelationTbl.cbElem: The size (0x000C), in bytes, of each element in the **data** record.

pRelationTbl.data: An array that contains **nElems** elements, each of which is **cbElem** bytes in size.

The following table shows the child-record hierarchy of **dgmConstrainBounds_complex** record **K**.

Child-Record Hierarchy of dgmConstrainBounds_complex Record K			
Offset	Size	Structure	Value
00000E93	0016	K: dgmConstrainBounds_complex - Diagram Bounds Data	
00000E93	0016	IMsoArray - dgmConstrainBounds	
00000E93	0002	USHORT - nElems	0x0004
00000E95	0002	USHORT - nElemsAlloc	0x0004
00000E97	0002	USHORT - cbElem	0x0004
00000E99	0010	Blob - data	00 00 00 00 00 00 00 00 00 00 00 00 00 00 00 00

The record types within **dgmConstrainBounds_complex** record **K** that have not been explained in previous structure examples are specified as follows:

dgmConstrainBounds: An **IMsoArray** record, as defined in section [2.2.51](#), of four elements that specify, in order, the left, top, right, and bottom bounds, in application-defined coordinates, of the diagram.

The following table shows the child-record hierarchy of **OfficeArtSpgrContainerFileBlock**, as defined in section [2.2.17](#), record **C**.

Child-Record Hierarchy of OfficeArtSpgrContainerFileBlock Record C			
Offset	Size	Structure	Value
00000EB9	005C	C: OfficeArtSpgrContainerFileBlock - OfficeArtSpgrContainerFB	
00000EB9	005C	OfficeArtSpContainer - case_of_msofbtSpContainer	
00000EB9	0008	OfficeArtRecordHeader - rh	
00000EC1	0010	L: OfficeArtFSP - shapeProp	
00000ED1	002C	OfficeArtFOPT - shapePrimaryOptions	
00000ED1	0008	OfficeArtRecordHeader - rh	
00000ED9	0024	OfficeArtRGFOPT - fopt	
00000ED9	0006	M: Protection Boolean Properties - Protection Boolean	
00000EDF	0006	cxk - Shape Connection Points	
00000EDF	0002	OfficeArtFOPTOPIID - opid	
00000EE1	0004	MSOCXK - cxk	0x00000000

Child-Record Hierarchy of OfficeArtSpgrContainerFileBlock Record C			
00000EE5	0006	N: Geometry Boolean Properties - Geometry Boolean	
00000EEB	0006	O: Fill Style Boolean Properties - Fill Style Boolean	
00000EF1	0006	P: Line Style Boolean Properties - Line Style Boolean	
00000EF7	0006	Q: Shape Boolean Properties - Shape Boolean Properties	
00000EFD	0018	R: OfficeArtChildAnchor - childAnchor	

The record types within **OfficeArtSpgrContainerFileBlock** record **C** that have not been explained in previous structure examples are specified as follows:

case_of_msofbtSpContainer.shapePrimaryOptions.fopt.Protection Boolean: A 32-bit field that aggregates Boolean values to prevent the editing of certain shape properties.

case_of_msofbtSpContainer.shapePrimaryOptions.fopt.Shape Connection Points: A record that specifies where connection points exist on the shape.

case_of_msofbtSpContainer.shapePrimaryOptions.fopt.Shape Connection Points.cxx: An **MSOCXK** enumeration value, as defined in section [2.4.10](#), that specifies where connection points exist on the shape. The value 0x00000000 specifies that this shape has no connection points.

case_of_msofbtSpContainer.shapePrimaryOptions.fopt.Geometry Boolean: A 32-bit field that aggregates the Boolean values of the geometry properties for the shape.

case_of_msofbtSpContainer.shapePrimaryOptions.fopt.Fill Style Boolean: A 32-bit field that aggregates the Boolean properties of the fill style.

case_of_msofbtSpContainer.shapePrimaryOptions.fopt.Line Style Boolean: A 32-bit field that aggregates the Boolean properties of the line style.

case_of_msofbtSpContainer.shapePrimaryOptions.fopt.Shape Boolean Properties: A 32-bit field that aggregates the Boolean properties for a shape.

case_of_msofbtSpContainer.childAnchor: A record containing four signed integers that specify the anchor for the shape that contains this record. This record is present only when the containing shape is a member of a group (4) of shapes. The integers identify the offset from the origin of the specified coordinate system—that is, specified by the **OfficeArtFSPGR** record, as defined in section [2.2.38](#), contained in the same **OfficeArtSpgrContainer**, as defined in, as defined in section [2.2.16](#), that contains this record. The integers are in units of the coordinate system that is specified by the same **OfficeArtFSPGR**.

The following seven example structures show the records labeled **L**, **M**, **N**, **O**, **P**, **Q**, and **R** from **OfficeArtSpgrContainerFileBlock** record **C** in more detail.

The following table shows the child-record hierarchy of **OfficeArtFSP** record, as defined in section [2.2.40](#), **L**.

Child-Record Hierarchy of OfficeArtFSP Record L			
Offset	Size	Structure	Value
00000EC1	0010	L: OfficeArtFSP - shapeProp	
00000EC1	0008	OfficeArtRecordHeader - rh	
00000EC9	0004	ULONG - spid	0x00000804
00000ECD	1 bit	bit - fGroup	0x0
00000ECD	1 bit	bit - fChild	0x1
00000ECD	1 bit	bit - fPatriarch	0x0
00000ECD	1 bit	bit - fDeleted	0x0
00000ECD	1 bit	bit - fOleShape	0x0
00000ECD	1 bit	bit - fHaveMaster	0x0
00000ECD	1 bit	bit - fFlipH	0x0
00000ECD	1 bit	bit - fFlipV	0x0
00000ECD	1 bit	bit - fConnector	0x0
00000ECD	1 bit	bit - fHaveAnchor	0x1
00000ECD	1 bit	bit - fBackground	0x0
00000ECD	1 bit	bit - fHaveSpt	0x1
00000ECD	20 bits	bit - unused1	0x00000

The records contained in **OfficeArtFSP** record **L** are similar to those in **OfficeArtFSP** record **H** but represent a different shape in the diagram. The differences can be seen in the values of **fChild** and **fPatriarch**. In **OfficeArtFSP** record **H**, the value of **fChild** is 0x0, which specifies that the shape is not a child shape, and the value of **fPatriarch** is 0x1, which specifies that the shape is the topmost one. The values of for **fChild** and **fPatriarch** in **OfficeArtFSP** record **L** specify that the shape is a child shape and that it is not the topmost shape.

The following table shows the child-record hierarchy of **Protection Boolean Properties** record **M**.

Child-Record Hierarchy of Protection Boolean Properties Record M			
Offset	Size	Structure	Value
00000ED9	0006	M: Protection Boolean Properties - Protection Boolean Properties	
00000ED9	0002	OfficeArtFOPTEOPID - opid	
00000ED9	14 bits	bit - opid	0x007F
00000ED9	1 bit	bit - fBid	0x0
00000ED9	1 bit	bit - fComplex	0x0

Child-Record Hierarchy of Protection Boolean Properties Record M			
00000EDB	6 bits	bit - unused2	0x00
00000EDB	1 bit	bit - fUsefLockAgainstUngrouping	0x0
00000EDB	1 bit	bit - fUsefLockRotation	0x0
00000EDB	1 bit	bit - fUsefLockAspectRatio	0x0
00000EDB	1 bit	bit - fUsefLockPosition	0x0
00000EDB	1 bit	bit - fUsefLockAgainstSelect	0x0
00000EDB	1 bit	bit - fUsefLockCropping	0x0
00000EDB	1 bit	bit - fUsefLockVertices	0x0
00000EDB	1 bit	bit - fUsefLockText	0x1
00000EDB	1 bit	bit - fUsefLockAdjustHandles	0x0
00000EDB	1 bit	bit - fUsefLockAgainstGrouping	0x0
00000EDB	6 bits	bit - unused1	0x00
00000EDB	1 bit	bit - fLockAgainstUngrouping	0x0
00000EDB	1 bit	bit - fLockRotation	0x0
00000EDB	1 bit	bit - fLockAspectRatio	0x0
00000EDB	1 bit	bit - fLockPosition	0x0
00000EDB	1 bit	bit - fLockAgainstSelect	0x0
00000EDB	1 bit	bit - fLockCropping	0x0
00000EDB	1 bit	bit - fLockVertices	0x0
00000EDB	1 bit	bit - fLockText	0x1
00000EDB	1 bit	bit - fLockAdjustHandles	0x0
00000EDB	1 bit	bit - fLockAgainstGrouping	0x0

The record types within **Protection Boolean Properties** record **M** that have not been explained in previous structure examples are specified as follows:

fUsefLockAgainstUngrouping: A value that specifies whether the **fLockAgainstUngrouping** flag will be ignored and the default value used instead. The value 0x0 specifies that the **fLockAgainstUngrouping** flag will be ignored and the default value used instead.

fUsefLockRotation: A value that specifies whether the **fLockRotation** flag will be ignored and the default value used instead. The value 0x0 specifies that the **fLockRotation** flag will be ignored and the default value used instead.

fUsefLockAspectRatio: A value that specifies whether the **fLockAspectRatio** flag will be ignored and the default value used instead. The value 0x0 specifies that the **fLockAspectRatio** flag will be ignored and the default value used instead.

fUseLockPosition: A value that specifies whether the **fLockPosition** flag will be ignored and the default value used instead. The value 0x0 specifies that the **fLockPosition** flag will be ignored and the default value used instead.

fUseLockAgainstSelect: A value that specifies whether the **fLockAgainstSelect** flag will be ignored and the default value used instead. The value 0x0 specifies that the **fLockAgainstSelect** flag will be ignored and the default value used instead.

fUseLockCropping: A value that specifies whether the **fLockCropping** flag will be ignored and the default value used instead. The value 0x0 specifies that the **fLockCropping** flag will be ignored and the default value used instead.

fUseLockVertices: A value that specifies whether the **fLockVertices** flag will be ignored and the default value used instead. The value 0x0 specifies that the **fLockVertices** flag will be ignored and the default value used instead.

fUseLockText: A value that specifies whether the **fLockText** flag is set. The value 0x1 specifies that the **fLockText** flag is set.

fUseLockAdjustHandles: A value that specifies whether the **fLockAdjustHandles** flag will be ignored and the default value used instead. The value 0x0 specifies that the **fLockAdjustHandles** flag will be ignored and the default value used instead.

fUseLockAgainstGrouping: A value that specifies whether the **fLockAgainstGrouping** flag will be ignored and the default value used instead. The value 0x0 specifies that the **fLockAgainstGrouping** flag will be ignored and the default value used instead.

fLockAgainstUngrouping: A value that specifies whether the grouped shape is locked from being ungrouped. The value 0x0 specifies that the grouped shape is not locked from being ungrouped.

fLockRotation: A value that specifies whether the rotation of the shape is locked from being edited. The value 0x0 specifies that the rotation of the shape is not locked from being edited.

fLockAspectRatio: A value that specifies whether the aspect ratio of the shape is locked from being edited. The value 0x0 specifies that the aspect ratio of the shape is not locked from being edited.

fLockPosition: A value that specifies whether the position of the shape is locked from being edited. The value 0x0 specifies that the position of the shape is not locked from being edited.

fLockAgainstSelect: A value that specifies whether the shape is locked from being selectable in an editor application. The value 0x0 specifies that the shape is not locked from being selectable in an editor application.

fLockCropping: A value that specifies whether the cropping of a picture in the diagram is locked from being edited. The value 0x0 specifies that the cropping of a picture in the diagram is not locked from being edited.

fLockVertices: A value that specifies whether the vertices of the path are locked from being edited. The value 0x0 specifies that the vertices of the path are not locked from being edited.

fLockText: A value that specifies whether the text attached to the shape is locked from being edited. The value 0x1 specifies that the text attached to the shape is locked from being edited.

fLockAdjustHandles: A value that specifies whether the adjust handles of the shape are locked from being edited. The value 0x0 specifies that the adjust handles of the shape are not locked from being edited.

fLockAgainstGrouping: A value that specifies whether the shape is locked from being grouped with other shapes. The value 0x0 specifies that the shape is not locked from being grouped with other shapes.

The following table shows the child-record hierarchy of **Geometry Boolean Properties** record **N**.

Child-Record Hierarchy of Geometry Boolean Properties Record N			
Offset	Size	Structure	Value
00000EE5	0006	N: Geometry Boolean Properties - Geometry Boolean Properties	
00000EE5	0002	OfficeArtFOPTEOPID - opid	
00000EE5	14 bits	bit - opid	0x017F
00000EE5	1 bit	bit - fBid	0x0
00000EE5	1 bit	bit - fComplex	0x0
00000EE7	9 bits	bit - unused4	0x000
00000EE7	1 bit	bit - unused3	0x0
00000EE7	1 bit	bit - fUsefShadowOK	0x1
00000EE7	1 bit	bit - fUsef3DOK	0x1
00000EE7	1 bit	bit - fUsefLineOK	0x1
00000EE7	1 bit	bit - fUsefGtextOK	0x0
00000EE7	1 bit	bit - fUsefFillShadeShapeOK	0x0
00000EE7	1 bit	bit - fUsefFillOK	0x1
00000EE7	9 bits	bit - unused2	0x000
00000EE7	1 bit	bit - unused1	0x0
00000EE7	1 bit	bit - fShadowOK	0x1
00000EE7	1 bit	bit - f3DOK	0x1
00000EE7	1 bit	bit - fLineOK	0x1
00000EE7	1 bit	bit - fGtextOK	0x0
00000EE7	1 bit	bit - fFillShadeShapeOK	0x0
00000EE7	1 bit	bit - fFillOK	0x1

The record types within **Geometry Boolean Properties** record **N** that have not been explained in previous structure examples are specified as follows:

fUsefShadowOK: A value that specifies whether the **fShadowOK** bit is set. The value 0x1 specifies that the **fShadowOK** bit is set.

fUsef3DOK: A value that specifies whether the **f3DOK** bit is set. The value 0x1 specifies that the **f3DOK** bit is set.

fUsefLineOK: A value that specifies whether the **fLineOK** bit is set. The value 0x1 specifies that the **fLineOK** bit is set.

fUsefGtextOK: A value that specifies whether the **fGtextOK** bit will be ignored and the default value used instead. The value 0x0 specifies the **fGtextOK** bit will be ignored and the default value used instead.

fUsefFillShadeShapeOK: A value that specifies whether the **fFillShadeShapeOK** bit will be ignored and the default value used instead. The value 0x0 specifies that the **fFillShadeShapeOK** bit will be ignored and the default value used instead.

fUsefFillOK: A value that specifies whether the **fFillOK** bit is set. The value 0x1 specifies that the **fFillOK** bit is set.

fShadowOK: A value that specifies whether the shadow of this shape is set to display if applied. The value 0x1 specifies that the shadow of this shape is set to display if applied.

f3DOK: A value that specifies whether the extrusion effect of this shape is set to display if applied. The value 0x1 specifies that the extrusion effect of this shape is set to display if applied.

fLineOK: A value that specifies whether the line of this shape is set to display if applied. The value 0x1 specifies that the line of this shape is set to display if applied.

fGtextOK: A value that specifies whether the text aligned to this shape will display. The value 0x0 specifies that the text aligned to this shape will not display.

fFillShadeShapeOK: A value that specifies whether the fill is aligned to the bounding rectangle of the shape. The value 0x0 specifies that the fill is aligned to the bounding rectangle of the shape.

fFillOK: A value that specifies whether the fill of this shape is set to display if applied. The value 0x1 specifies that the fill of this shape is set to display if applied.

The following table shows the child-record hierarchy of **Fill Style Boolean Properties** record **O**.

Child-Record Hierarchy of Fill Style Boolean Properties Record O			
Offset	Size	Structure	Value
00000EEB	0006	O: Fill Style Boolean Properties - Fill Style Boolean Properties	
00000EEB	0002	OfficeArtFOPTEOPID - opid	
00000EEB	14 bits	bit - opid	0x01BF
00000EEB	1 bit	bit - fBid	0x0
00000EEB	1 bit	bit - fComplex	0x0
00000EED	9 bits	bit - unused2	0x000

Child-Record Hierarchy of Fill Style Boolean Properties Record O			
00000EED	1 bit	bit - fUsefRecolorFillAsPicture	0x0
00000EED	1 bit	bit - fUsefUseShapeAnchor	0x0
00000EED	1 bit	bit - fUsefFilled	0x1
00000EED	1 bit	bit - fUsefHitTestFill	0x0
00000EED	1 bit	bit - fUsefillShape	0x0
00000EED	1 bit	bit - fUsefillUseRect	0x0
00000EED	1 bit	bit - fUsefNoFillHitTest	0x1
00000EED	9 bits	bit - unused1	0x000
00000EED	1 bit	bit - fRecolorFillAsPicture	0x0
00000EED	1 bit	bit - fUseShapeAnchor	0x0
00000EED	1 bit	bit - fFilled	0x0
00000EED	1 bit	bit - fHitTestFill	0x0
00000EED	1 bit	bit - fillShape	0x0
00000EED	1 bit	bit - fillUseRect	0x0
00000EED	1 bit	bit - fNoFillHitTest	0x1

The record types within **Fill Style Boolean Properties** record **O** that have not been explained in previous structure examples are specified as follows:

fUsefRecolorFillAsPicture: A value that specifies whether **fRecolorFillAsPicture** will be ignored and the default value used instead. The value 0x0 specifies that **fRecolorFillAsPicture** will be ignored and the default value used instead.

fUsefUseShapeAnchor: A value that specifies whether **fUseShapeAnchor** will be ignored and the default value used instead. The value 0x0 specifies that **fUseShapeAnchor** will be ignored and the default value used instead.

fUsefFilled: A value that specifies whether the **fFilled** bit is set. The value 0x1 specifies that the **fFilled** bit is set.

fUsefHitTestFill: A value that specifies whether **fHitTestFill** will be ignored and the default value used instead. The value 0x0 specifies that **fHitTestFill** will be ignored and the default value used instead.

fUsefillShape: A value that specifies whether **fillShape** will be ignored and the default value used instead. The value 0x0 specifies that **fillShape** will be ignored and the default value used instead.

fUsefillUseRect: A value that specifies whether **fillUseRect** will be ignored and the default value used instead. The value 0x0 specifies that **fillUseRect** will be ignored and the default value used instead.

fUseNoFillHitTest: A value that specifies whether the **fNoFillHitTest** bit is set. The value 0x1 specifies that the **fNoFillHitTest** bit is set.

fRecolorFillAsPicture: A value that specifies whether the **fillCrMod** property, as defined in section 2.3.7.6, will be used for recoloring. The value 0x0 specifies that the **fillCrMod** property will be used for recoloring.

fUseShapeAnchor: A value that specifies whether the fill will be rotated with the shape. The value 0x0 specifies that the fill will not be rotated with the shape.

fFilled: A value that specifies whether the fill of this shape will be rendered. The value 0x0 specifies that the fill of this shape will not be rendered.

fHitTestFill: A value that specifies whether this fill is to be hit tested. The value 0x0 specifies that this fill is not to be hit tested.

fillShape: A value that specifies whether the fill is aligned with the origin of the view. The value 0x0 specifies the fill is aligned with the origin of the view.

fillUseRect: A value that specifies whether to use the bounding rectangle of the shape as the filled area. The value 0x0 specifies using the bounding rectangle of the shape as the filled area.

fNoFillHitTest: A value that specifies whether this shape is to be hit tested as though it were filled. The value 0x1 specifies that this shape is to be hit tested as though it were filled.

The following table shows the child-record hierarchy of **Line Style Boolean Properties** record **P**.

Child-Record Hierarchy of Line Style Boolean Properties Record P			
Offset	Size	Structure	Value
00000EF1	0006	P: Line Style Boolean Properties - Line Style Boolean Properties	
00000EF1	0002	OfficeArtFOPTEOPID - opid	
00000EF1	14 bits	bit - opid	0x01FF
00000EF1	1 bit	bit - fBid	0x0
00000EF1	1 bit	bit - fComplex	0x0
00000EF3	6 bits	bit - unused4	0x00
00000EF3	1 bit	bit - fUseLineOpaqueBackColor	0x0
00000EF3	1 bit	bit - unused3	0x0
00000EF3	1 bit	bit - unused2	0x0
00000EF3	1 bit	bit - fUseInsetPen	0x0
00000EF3	1 bit	bit - fUseInsetPenOK	0x0
00000EF3	1 bit	bit - fUseArrowheadsOK	0x0
00000EF3	1 bit	bit - fUseLine	0x1
00000EF3	1 bit	bit - fUseHitTestLine	0x0

Child-Record Hierarchy of Line Style Boolean Properties Record P			
00000EF3	1 bit	bit - fUsefLineFillShape	0x0
00000EF3	1 bit	bit - fUsefNoLineDrawDash	0x0
00000EF3	6 bits	bit - unused1	0x00
00000EF3	1 bit	bit - fLineOpaqueBackColor	0x0
00000EF3	1 bit	bit - reserved2	0x0
00000EF3	1 bit	bit - reserved1	0x0
00000EF3	1 bit	bit - fInsetPen	0x0
00000EF3	1 bit	bit - fInsetPenOK	0x0
00000EF3	1 bit	bit - fArrowheadsOK	0x0
00000EF3	1 bit	bit - fLine	0x0
00000EF3	1 bit	bit - fHitTestLine	0x0
00000EF3	1 bit	bit - fLineFillShape	0x0
00000EF3	1 bit	bit - fNoLineDrawDash	0x0

The record types within **Line Style Boolean Properties** record **P** that have not been explained in previous structure examples are specified as follows:

fUsefLineOpaqueBackColor: A value that specifies whether **fLineOpaqueBackColor** will be ignored and the default value used instead. The value 0x0 specifies that **fLineOpaqueBackColor** will be ignored and the default value used instead.

fUsefInsetPen: A value that specifies whether the **fInsetPen** will be ignored and the default value used instead. The value 0x0 specifies that **fInsetPen** will be ignored and the default value used instead.

fUsefInsetPenOK: A value that specifies whether **fInsetPenOK** will be ignored and the default value used instead. The value 0x0 specifies that **fInsetPenOK** will be ignored and the default value used instead.

fUsefArrowheadsOK: A value that specifies whether **fArrowheadsOK** will be ignored and the default value used instead. The value 0x0 specifies that **fArrowheadsOK** will be ignored and the default value used instead.

fUsefLine: A value that specifies whether **fLine** will be ignored and the default value used instead. The value 0x1 specifies that the value for **fLine** will be used.

fUsefHitTestLine: A value that specifies whether **fHitTestLine** will be ignored and the default value used instead. The value 0x0 specifies that **fHitTestLine** will be ignored and the default value used instead.

fUsefLineFillShape: A value that specifies whether **fLineFillShape** will be ignored and the default value used instead. The value 0x0 specifies that **fLineFillShape** will be ignored and the default value used instead.

fUseNoLineDrawDash: A value that specifies whether **fNoLineDrawDash** will be ignored and the default value used instead. The value 0x0 specifies that **fNoLineDrawDash** will be ignored and the default value used instead.

fLineOpaqueBackColor: A value that specifies whether an extra line is to be rendered underneath the line that is specified by this property set. The value 0x0 specifies that an extra line is not to be rendered underneath the line that is specified by this property set.

fInsetPen: A value that specifies whether the pen is inset. The value 0x0 specifies that the pen is not inset.

fInsetPenOK: A value that specifies whether insetting the pen is allowed. The value 0x0 specifies that insetting the pen is not allowed.

fArrowheadsOK: A value that specifies whether the arrowhead properties are to be editable. The value 0x0 specifies that the arrowhead properties are not to be editable.

fLine: A value that specifies whether the lines of this shape will be drawn. The value 0x0 specifies that the lines of this shape will not be drawn.

fHitTestLine: A value that specifies whether this line is to be hit tested. The value 0x0 specifies that this line is not to be hit tested.

fLineFillShape: A value that specifies whether the pattern or texture fill is to be aligned with the origin of the view. The value 0x0 specifies that the pattern or texture fill is to be aligned with the origin of the view.

fNoLineDrawDash: A value that specifies whether a dashed line is to be drawn. The value 0x0 specifies that a dashed line is not to be drawn.

The following table shows the child-record hierarchy of **Shape Boolean Properties** record **Q**.

Child-Record Hierarchy of Shape Boolean Properties Record Q			
Offset	Size	Structure	Value
00000EF7	0006	Q: Shape Boolean Properties - Shape Boolean Properties	
00000EF7	0002	OfficeArtFOPTEOPID - opid	
00000EF7	14 bits	bit - opid	0x033F
00000EF7	1 bit	bit - fBid	0x0
00000EF7	1 bit	bit - fComplex	0x0
00000EF9	6 bits	bit - unused3	0x00
00000EF9	1 bit	bit - fUsefPolicyLabel	0x0
00000EF9	1 bit	bit - fUsefPolicyBarcode	0x0
00000EF9	1 bit	bit - fUsefFlipHOverride	0x0
00000EF9	1 bit	bit - fUsefFlipVOverride	0x0
00000EF9	1 bit	bit - fUsefOleIcon	0x0
00000EF9	1 bit	bit - fUsefPreferRelativeResize	0x1

Child-Record Hierarchy of Shape Boolean Properties Record Q			
00000EF9	1 bit	bit - fUsefLockShapeType	0x0
00000EF9	1 bit	bit - fUsefInitiator	0x0
00000EF9	1 bit	bit - unused2	0x0
00000EF9	1 bit	bit - fUsefBackground	0x0
00000EF9	6 bits	bit - unused1	0x00
00000EF9	1 bit	bit - fPolicyLabel	0x0
00000EF9	1 bit	bit - fPolicyBarcode	0x0
00000EF9	1 bit	bit - fFlipHOverride	0x0
00000EF9	1 bit	bit - fFlipVOverride	0x0
00000EF9	1 bit	bit - fOleIcon	0x0
00000EF9	1 bit	bit - fPreferRelativeResize	0x0
00000EF9	1 bit	bit - fLockShapeType	0x0
00000EF9	1 bit	bit - fInitiator	0x0
00000EF9	1 bit	bit - reserved1	0x0
00000EF9	1 bit	bit - fBackground	0x0

The record types within **Shape Boolean Properties** record **Q** that have not been explained in previous structure examples are specified as follows:

fUsefPolicyLabel: A value that specifies whether **fPolicyLabel** will be ignored and the default value used instead. The value 0x0 specifies that **fPolicyLabel** will be ignored and the default value used instead.

fUsefPolicyBarcode: A value that specifies whether **fPolicyBarcode** will be ignored and the default value used instead. The value 0x0 specifies that **fPolicyBarcode** will be ignored and the default value used instead.

fUsefFlipHOverride: A value that specifies whether **fFlipHOverride** will be ignored and the default value used instead. The value 0x0 specifies that **fFlipHOverride** will be ignored and the default value used instead.

fUsefFlipVOverride: A value that specifies whether **fFlipVOverride** will be ignored and the default value used instead. The value 0x0 specifies that **fFlipVOverride** will be ignored and the default value used instead.

fUsefOleIcon: A value that specifies whether **fOleIcon** will be ignored and the default value used instead. The value 0x0 specifies that **fOleIcon** will be ignored and the default value used instead.

fUsefPreferRelativeResize: A value that specifies whether the **fPreferRelativeResize** bit has been set. The value 0x1 specifies that the **fPreferRelativeResize** bit has been set.

fUseLockShapeType: A value that specifies whether **fLockShapeType** will be ignored and the default value used instead. The value 0x0 specifies that **fLockShapeType** will be ignored and the default value used instead.

fUseInitiator: A value that specifies whether **fInitiator** will be ignored and the default value used instead. The value 0x0 specifies that **fInitiator** will be ignored and the default value used instead.

fUseBackground: A value that specifies whether **fBackground** will be ignored and the default value used instead. The value 0x0 specifies that **fBackground** will be ignored and the default value used instead.

fPolicyLabel: A value that specifies whether this object is a label image and will be used to identify the containing document as part of a content management system. The value 0x0 specifies that this object is not a label image and will not be used to identify the containing document as part of a content management system.

fPolicyBarcode: A value that specifies whether this object is a barcode image and will be used to identify the containing document as part of a content management system. The value 0x0 specifies that this object is not a barcode image and will not be used to identify the containing document as part of a content management system.

fFlipHOverride: A value that specifies whether the **fFlipH** flag in the **OfficeArtFSP** record, as defined in section [2.2.40](#), of the containing **OfficeArtSpContainer** record, as defined in section [2.2.14](#), is to be used. The value 0x0 specifies that the **fFlipH** flag in the **OfficeArtFSP** of the containing **OfficeArtSpContainer** is to be used.

fFlipVOverride: A value that specifies whether the **fFlipV** flag in the **OfficeArtFSP** record, as defined in section [2.2.40](#), of the containing **OfficeArtSpContainer** record, as defined in section [2.2.14](#), is to be used. The value 0x0 specifies that the **fFlipV** flag in the **OfficeArtFSP** of the containing **OfficeArtSpContainer** is to be used.

fOleIcon: A value that specifies whether this OLE object will be displayed as an icon. The value 0x0 specifies that this OLE object will not be displayed as an icon.

fPreferRelativeResize: A value that specifies whether the application's user interface for resizing this shape is to express its size relative to the current size. The value 0x0 specifies that the application's user interface for resizing this shape is not to express its size relative to the current size.

fLockShapeType: A value that specifies whether the shape type is locked and can be changed by the end user. The value 0x0 specifies that the shape type is not locked and can be changed by the end user.

fInitiator: A value that specifies whether this shape is to be processed by a rules (1) engine. The value 0x0 specifies that this shape is not to be processed by a rules (1) engine.

fBackground: A value that specifies whether this shape is the background shape of a drawing. The value 0x0 specifies that this shape is not the background shape of a drawing.

The following table shows the child-record hierarchy of **OfficeArtChildAnchor** record, as defined in section [2.2.39](#), **R**.

Child-Record Hierarchy of OfficeArtChildAnchor Record R			
Offset	Size	Structure	Value
00000EFD	0018	R: OfficeArtChildAnchor - case_of_msofbtChildAnchor	
00000EFD	0008	OfficeArtRecordHeader - rh	
00000F05	0010	OfficeArtFRC - frc	
00000F05	0004	LONG - xLeft	0x00000480
00000F09	0004	LONG - yTop	0x00000510
00000F0D	0004	LONG - xRight	0x00000FC0
00000F11	0004	LONG - yBottom	0x00000B40

OfficeArtChildAnchor record **R** specifies the coordinate system of the group shape that the anchors of the child shape are expressed in.

The following table shows the child-record hierarchy of **OfficeArtSpgrContainerFileBlock**, as defined in section [2.2.17](#), record **D**.

Child-Record Hierarchy of OfficeArtSpgrContainerFileBlock Record D			
Offset	Size	Structure	Value
00000F15	007C	D: OfficeArtSpgrContainerFileBlock - OfficeArtSpgrContainerFB	
00000F15	007C	OfficeArtSpContainer - case_of_msofbtSpContainer	
00000F15	0008	OfficeArtRecordHeader - rh	
00000F1D	0010	OfficeArtFSP - shapeProp	
00000F2D	004C	OfficeArtFOPT - shapePrimaryOptions	
00000F2D	0008	OfficeArtRecordHeader - rh	
00000F35	0044	OfficeArtRGFOPT - fopt	
00000F35	0006	rotation - rotation	
00000F35	0002	OfficeArtFOPTEOPID - opid	
00000F37	0004	FixedPoint - rotation	0x010E0000
00000F3B	0006	adjustValue - adjustValue	
00000F3B	0002	OfficeArtFOPTEOPID - opid	
00000F3D	0004	LONG - adjustValue	0xFFFF769F3
00000F41	0006	adjust2Value - adjust2Value	
00000F41	0002	OfficeArtFOPTEOPID - opid	
00000F43	0004	LONG - adjust2Value	0xFFFFFFFF

Child-Record Hierarchy of OfficeArtSpgrContainerFileBlock Record D			
00000F47	0006	adjust3Value - adjust3Value	
00000F47	0002	OfficeArtFOPTTEOPID - opid	
00000F49	0004	LONG - adjust3Value	0xFFF769F3
00000F4D	0006	S: lineColor - lineColor	
00000F4D	0002	OfficeArtFOPTTEOPID - opid	
00000F4F	0004	OfficeArtCOLORREF - lineColor	
00000F53	0006	lineWidth - lineWidth	
00000F53	0002	OfficeArtFOPTTEOPID - opid	
00000F55	0004	LONG - lineWidth	0x00006F9F
00000F59	0006	T: Line Style Boolean Properties - Line Style Boolean	
00000F5F	0006	cxstyle - cxstyle	
00000F5F	0002	OfficeArtFOPTTEOPID - opid	
00000F61	0004	MSOCXSTYLE - cxstyle	0x00000001
00000F65	0006	wzName - wzName	
00000F65	0002	OfficeArtFOPTTEOPID - opid	
00000F67	0004	ULONG - wzName	0x0000000E
00000F6B	000E	wzName_complex - wzName_complex	
00000F6B	000E	WideString - wzName	_s2072
00000F79	0018	OfficeArtChildAnchor - childAnchor	

The record types within **OfficeArtSpgrContainerFileBlock** record **D** that have not been explained in previous structure examples are specified as follows:

case_of_msofبتSpContainer.shapePrimaryOptions.fopt.rotation: A property that specifies the rotation on a shape.

case_of_msofبتSpContainer.shapePrimaryOptions.fopt.rotation.rotation: The rotation (0x010E0000) on the shape.

case_of_msofبتSpContainer.shapePrimaryOptions.fopt.adjustValue: A property that specifies a value that a user can change to adjust the geometry of the shape.

case_of_msofبتSpContainer.shapePrimaryOptions.fopt.adjustValue.adjustValue: A value (0xFFF769F3) that is used to adjust the geometry of this shape.

case_of_msofبتSpContainer.shapePrimaryOptions.fopt.adjust2Value: A property that specifies a value that a user can change to adjust the geometry of the shape.

case_of_msofبتSpContainer.shapePrimaryOptions.fopt.adjust2Value.adjust2Value: A value (0xFFFFFFFF) that is used to adjust the geometry of this shape.

case_of_msofibtSpContainer.shapePrimaryOptions.fopt.adjust3Value: A property that specifies a value that a user can change to adjust the geometry of the shape.

case_of_msofibtSpContainer.shapePrimaryOptions.fopt.adjust3Value.adjust3Value: A value (0xFFFF769F3) that is used to adjust the geometry of this shape.

case_of_msofibtSpContainer.shapePrimaryOptions.fopt.lineColor: A property that specifies the foreground color of the line.

case_of_msofibtSpContainer.shapePrimaryOptions.fopt.lineColor.lineColor: An **OfficeArtCOLORREF** record, as defined in section [2.2.2](#), that specifies the color to use while drawing.

case_of_msofibtSpContainer.shapePrimaryOptions.fopt.lineWidth: A property that specifies the width of the line.

case_of_msofibtSpContainer.shapePrimaryOptions.fopt.lineWidth.lineWidth: The width (0x000006F9F) of the line.

case_of_msofibtSpContainer.shapePrimaryOptions.fopt.cxstyle: A property that specifies the connector style.

case_of_msofibtSpContainer.shapePrimaryOptions.fopt.cxstyle.cxstyle: A value (0x00000001) that specifies that this shape is an elbow-shaped connector.

case_of_msofibtSpContainer.shapePrimaryOptions.fopt.wzName: A property that specifies the name of the shape.

case_of_msofibtSpContainer.shapePrimaryOptions.fopt.wzName.wzName: The number (0x0000000E) of bytes of data that is contained in the **wzName_complex** property, as defined in section [2.3.4.2](#).

case_of_msofibtSpContainer.shapePrimaryOptions.fopt.wzName_complex: A property that specifies additional data for the **wzName** property, as defined in section [2.3.4.1](#).

case_of_msofibtSpContainer.shapePrimaryOptions.fopt.wzName_complex.wzName: The name (_s2072) of the shape.

The following two example structures show the records labeled **S** and **T** from **OfficeArtSpgrContainerFileBlock** record **D** in more detail.

The following table shows the child-record hierarchy of **lineColor** record **S**.

Child-Record Hierarchy of lineColor Record S			
Offset	Size	Structure	Value
00000F4D	0006	S: lineColor - lineColor	
00000F4D	0002	OfficeArtFOPTTEOPID - opid	
00000F4D	14 bits	bit - opid	0x01C0
00000F4D	1 bit	bit - fBid	0x0
00000F4D	1 bit	bit - fComplex	0x0
00000F4F	0004	OfficeArtCOLORREF - lineColor	

Child-Record Hierarchy of lineColor Record S			
00000F52	1 bit	bit - unused3	0x0
00000F52	1 bit	bit - unused2	0x0
00000F52	1 bit	bit - unused1	0x0
00000F52	1 bit	bit - fSysIndex	0x0
00000F52	1 bit	bit - fSchemeIndex	0x1
00000F52	1 bit	bit - fSystemRGB	0x0
00000F52	1 bit	bit - fPaletteRGB	0x0
00000F52	1 bit	bit - fPaletteIndex	0x0
00000F51	0001	BYTE - blue	0x00
00000F50	0001	BYTE - green	0x00
00000F4F	0001	BYTE - red	0x01

The record types within **lineColor** record **S** that have not been explained in previous structure examples are specified as follows:

opid: An **OfficeArtFOPTEOPID** record, as defined in section [2.2.8](#), that specifies the header for an entry in a property table.

lineColor: An **OfficeArtCOLORREF** structure, as defined in section [2.2.2](#), that specifies the foreground color of the line.

lineColor.unused3: A value that is undefined and needs to be ignored.

lineColor.unused2: A value that is undefined and needs to be ignored.

lineColor.unused1: A value that is undefined and needs to be ignored.

lineColor.fSysIndex: A value (0x0) specifying that the system color scheme will not be used to determine the color.

lineColor.fSchemeIndex: A value (0x1) specifying that the current color scheme will be used to determine the color. The value 0x1 indicates that **red** provides an index into the current scheme color table. When the value of **fSchemeIndex** is 0x1, the values of **green** and **blue** need to be 0x00.

lineColor.fSystemRGB: A value (0x0) that specifies whether the color is a standard RGB color. The value 0x0 indicates that the RGB color might use half-tone dithering to display.

lineColor.fPaletteRGB: A value (0x0) specifying that the current palette will not be used to determine the color.

lineColor.fPaletteIndex: A value (0x0) specifying that the current palette will not be used to determine the color.

lineColor.blue: A property that will be ignored when **fSchemeIndex** is set to 0x1.

lineColor.green: A property that will be ignored when **fSchemeIndex** is set to 0x1.

lineColor.red: The index (0x01) into the current scheme color table when **fSchemeIndex** is set to 0x1.

The following table shows the child-record hierarchy of **Line Style Boolean Properties** record **T**.

Child-Record Hierarchy of Line Style Boolean Properties Record T			
Offset	Size	Structure	Value
00000F59	0006	T: Line Style Boolean Properties - Line Style Boolean Properties	
00000F59	0002	OfficeArtFOPTTEPID - opid	
00000F59	14 bits	bit - opid	0x01FF
00000F59	1 bit	bit - fBid	0x0
00000F59	1 bit	bit - fComplex	0x0
00000F5B	6 bits	bit - unused4	0x00
00000F5B	1 bit	bit - fUsefLineOpaqueBackColor	0x0
00000F5B	1 bit	bit - unused3	0x0
00000F5B	1 bit	bit - unused2	0x0
00000F5B	1 bit	bit - fUsefInsetPen	0x0
00000F5B	1 bit	bit - fUsefInsetPenOK	0x0
00000F5B	1 bit	bit - fUsefArrowheadsOK	0x0
00000F5B	1 bit	bit - fUsefLine	0x1
00000F5B	1 bit	bit - fUsefHitTestLine	0x0
00000F5B	1 bit	bit - fUselineFillShape	0x0
00000F5B	1 bit	bit - fUsefNoLineDrawDash	0x0
00000F5B	6 bits	bit - unused1	0x00
00000F5B	1 bit	bit - fLineOpaqueBackColor	0x0
00000F5B	1 bit	bit - reserved2	0x0
00000F5B	1 bit	bit - reserved1	0x0
00000F5B	1 bit	bit - fInsetPen	0x0
00000F5B	1 bit	bit - fInsetPenOK	0x0
00000F5B	1 bit	bit - fArrowheadsOK	0x0
00000F5B	1 bit	bit - fLine	0x1
00000F5B	1 bit	bit - fHitTestLine	0x0
00000F5B	1 bit	bit - lineFillShape	0x0

Child-Record Hierarchy of Line Style Boolean Properties Record T			
00000F5B	1 bit	bit - fNoLineDrawDash	0x0

Line Style Boolean Properties record **T** is similar to **Line Style Boolean Properties** record **P**, except that the **fLine** property in record **T** is set to 0x1, which specifies displaying other line properties in the line style when handling a 2-D shape. The **fLine** property in record **P** is set to 0x0, so the other line properties in that line style will not be displayed.

The following table shows the child-record hierarchy of **OfficeArtSpgrContainerFileBlock**, as defined in section [2.2.17](#), record **E**.

Child-Record Hierarchy of OfficeArtSpgrContainerFileBlock Record E			
Offset	Size	Structure	Value
0000117B	00EB	E: OfficeArtSpgrContainerFileBlock - OfficeArtSpgrContainerFB	
0000117B	00EB	OfficeArtSpContainer - case_of_msofbtSpContainer	
0000117B	0008	OfficeArtRecordHeader - rh	
00001183	0010	OfficeArtFSP - shapeProp	
00001193	005E	OfficeArtFOPT - shapePrimaryOptions	
00001193	0008	OfficeArtRecordHeader - rh	
0000119B	0056	OfficeArtRGFOPT - fopt	
0000119B	0006	ITxid - ITxid	
0000119B	0002	OfficeArtFOPTEOPID - opid	
0000119D	0004	LONG - ITxid	0x00AEDC04
000011A1	0006	dxTextLeft - dxTextLeft	
000011A1	0002	OfficeArtFOPTEOPID - opid	
000011A3	0004	LONG - dxTextLeft	0x00000000
000011A7	0006	dyTextTop - dyTextTop	
000011A7	0002	OfficeArtFOPTEOPID - opid	
000011A9	0004	LONG - dyTextTop	0x00000000
000011AD	0006	dxTextRight - dxTextRight	
000011AD	0002	OfficeArtFOPTEOPID - opid	
000011AF	0004	LONG - dxTextRight	0x00000000
000011B3	0006	dyTextBottom - dyTextBottom	
000011B3	0002	OfficeArtFOPTEOPID - opid	
000011B5	0004	LONG - dyTextBottom	0x00000000

Child-Record Hierarchy of OfficeArtSpgrContainerFileBlock Record E			
000011B9	0006	WrapText - WrapText	
000011B9	0002	OfficeArtFOPTEOPID - opid	
000011BB	0004	MSOWRAPMODE - WrapText	0x00000002
000011BF	0006	anchorText - anchorText	
000011BF	0002	OfficeArtFOPTEOPID - opid	
000011C1	0004	MSOANCHOR - anchorText	0x00000001
000011C5	0006	U: fillColor - fillColor	
000011CB	0006	V: Fill Style Boolean Properties - Fill Style Boolean Properties	
000011D1	0006	lineColor - lineColor	
000011D1	0002	OfficeArtFOPTEOPID - opid	
000011D3	0004	OfficeArtCOLORREF - lineColor	
000011D7	0006	Line Style Boolean Properties - Line Style Boolean Properties	
000011DD	0006	wzName - wzName	
000011DD	0002	OfficeArtFOPTEOPID - opid	
000011DF	0004	ULONG - wzName	0x0000000E
000011E3	000E	wzName_complex - wzName_complex	
000011E3	000E	WideString - wzName	_s2054
000011F1	001A	OfficeArtTertiaryFOPT - shapeTertiaryOptions	
0000120B	0018	OfficeArtChildAnchor - childAnchor	
00001223	0043	OfficeArtClientTextbox - clientTextbox	

The record types within **OfficeArtSpgrContainerFileBlock** record **E** that have not been explained in previous structure examples are specified as follows:

case_of_msofibtSpContainer.shapePrimaryOptions.fopt.ITxid: A property that specifies an identifier for the text.

case_of_msofibtSpContainer.shapePrimaryOptions.fopt.ITxid.ITxid: An identifier (0x00AEDC04) for the text. The value is determined by the host application.

case_of_msofibtSpContainer.shapePrimaryOptions.fopt.dxTextLeft: A property that specifies the size of the margin to the left of the text.

case_of_msofibtSpContainer.shapePrimaryOptions.fopt.dxTextLeft.dxTextLeft: The size (0x00000000) of the margin that exists inside the containing shape to the left of the text. The unit of measurement is an EMU.

case_of_msofبتSpContainer.shapePrimaryOptions.fopt.dyTextTop: A property that specifies the size of the margin above the text.

case_of_msofبتSpContainer.shapePrimaryOptions.fopt.dyTextTop.dyTextTop: The size (0x00000000) of the margin that exists inside the containing shape above the text. The unit of measurement is an EMU.

case_of_msofبتSpContainer.shapePrimaryOptions.fopt.dxTextRight: A property that specifies the size of the margin to the right of the text.

case_of_msofبتSpContainer.shapePrimaryOptions.fopt.dxTextRight.dxTextRight: The size (0x00000000) of the margin that exists inside the containing shape to the right of the text. The unit of measurement is an EMU.

case_of_msofبتSpContainer.shapePrimaryOptions.fopt.dyTextBottom: A property that specifies the size of the margin below the text.

case_of_msofبتSpContainer.shapePrimaryOptions.fopt.dyTextBottom.dyTextBottom: The size (0x00000000) of the margin that exists inside the containing shape below the text. The unit of measurement is an EMU.

case_of_msofبتSpContainer.shapePrimaryOptions.fopt.WrapText: A property that specifies the type of wrapping applied to the text.

case_of_msofبتSpContainer.shapePrimaryOptions.fopt.WrapText.WrapText: A value (0x00000002) specifying that a line of text will extend into or beyond a margin instead of continuing on subsequent lines.

case_of_msofبتSpContainer.shapePrimaryOptions.fopt.anchorText: A property that specifies the type of anchor applied to the text.

case_of_msofبتSpContainer.shapePrimaryOptions.fopt.anchorText.anchorText: A value that specifies the primary determinant for the placement of the text. The value 0x00000001 specifies that the vertical center of the text will coincide with the vertical midpoint of the internal margins of the text box area.

case_of_msofبتSpContainer.shapePrimaryOptions.fopt.fillColor: A property that specifies the foreground color of the fill.

The following two example structures show the records labeled **U** and **V** from **OfficeArtSpgrContainerFileBlock** record **E** in more detail.

The following table shows the child-record hierarchy of **fillColor** record **U**.

Child-Record Hierarchy of fillColor Record U			
Offset	Size	Structure	Value
000011C5	0006	U: fillColor - fillColor	
000011C5	0002	OfficeArtFOPTEOPID - opid	
000011C5	14 bits	bit - opid	0x0181
000011C5	1 bit	bit - fBid	0x0
000011C5	1 bit	bit - fComplex	0x0

Child-Record Hierarchy of fillColor Record U			
000011C7	0004	OfficeArtCOLORREF - fillColor	
000011CA	1 bit	bit - unused3	0x0
000011CA	1 bit	bit - unused2	0x0
000011CA	1 bit	bit - unused1	0x0
000011CA	1 bit	bit - fSysIndex	0x0
000011CA	1 bit	bit - fSchemeIndex	0x1
000011CA	1 bit	bit - fSystemRGB	0x0
000011CA	1 bit	bit - fPaletteRGB	0x0
000011CA	1 bit	bit - fPaletteIndex	0x0
000011C9	0001	BYTE - blue	0x00
000011C8	0001	BYTE - green	0x00
000011C7	0001	BYTE - red	0x04

The properties in **fillColor** record **U** are similar to the color properties in **lineColor** record **S**. Record **S** outlines color properties applied to a line. Record **U** outlines color properties applied to a shape fill. For more details about the property values that are listed in record **U**, see the property value definitions for record **S** earlier in this section.

The following table shows the child-record hierarchy of **Fill Style Boolean Properties** record **V**.

Child-Record Hierarchy of Fill Style Boolean Properties Record V			
Offset	Size	Structure	Value
000011CB	0006	V: Fill Style Boolean Properties - Fill Style Boolean Properties	
000011CB	0002	OfficeArtFOPTEOPID - opid	
000011CB	14 bits	bit - opid	0x01BF
000011CB	1 bit	bit - fBid	0x0
000011CB	1 bit	bit - fComplex	0x0
000011CD	9 bits	bit - unused1	0x000
000011CD	1 bit	bit - fUsefRecolorFillAsPicture	0x0
000011CD	1 bit	bit - fUsefUseShapeAnchor	0x0
000011CD	1 bit	bit - fUsefFilled	0x1
000011CD	1 bit	bit - fUsefHitTestFill	0x0
000011CD	1 bit	bit - fUsefillShape	0x0
000011CD	1 bit	bit - fUsefillUseRect	0x0

Child-Record Hierarchy of Fill Style Boolean Properties Record V			
000011CD	1 bit	bit - fUseNoFillHitTest	0x0
000011CD	9 bits	bit - unused2	0x000
000011CD	1 bit	bit - fRecolorFillAsPicture	0x0
000011CD	1 bit	bit - fUseShapeAnchor	0x0
000011CD	1 bit	bit - fFilled	0x1
000011CD	1 bit	bit - fHitTestFill	0x0
000011CD	1 bit	bit - fillShape	0x0
000011CD	1 bit	bit - fillUseRect	0x0
000011CD	1 bit	bit - fNoFillHitTest	0x0

Fill Style Boolean Properties record **V** is similar to **Fill Style Boolean Properties** record **O**. Record **O** outlines property settings that will not render the shape fill. Record **V** outlines values that will render the shape fill. For more details about the property values that are listed in record **V**, see the property value definitions that are listed for record **O** earlier in this section.

The following table shows the child-record hierarchy of **OfficeArtSpgrContainerFileBlock**, as defined in section [2.2.17](#), record **F**.

Child-Record Hierarchy of OfficeArtSpgrContainerFileBlock Record F			
Offset	Size	Structure	Value
00001266	00E5	F: OfficeArtSpgrContainerFileBlock - OfficeArtSpgrContainerFB	
00001266	00E5	OfficeArtSpContainer - case_of_msofbtSpContainer	
00001266	0008	OfficeArtRecordHeader - rh	
0000126E	0010	OfficeArtFSP - shapeProp	
0000127E	005E	OfficeArtFOPT - shapePrimaryOptions	
000012DC	0014	W: OfficeArtTertiaryFOPT - shapeTertiaryOptions	
000012F0	0018	OfficeArtChildAnchor - childAnchor	
00001308	0043	OfficeArtClientTextbox - clientTextbox	
00001308	0008	OfficeArtRecordHeader - rh	
00001310	003B	TextClientDataRecordArray - rgChildRec	
00001310	000C	TextClientDataSubContainerOrAtom - rec	
00001310	000C	TextHeaderAtom - case_of_RT_TextHeaderAtom	
00001310	0008	RecordHeader - rh	
00001318	0004	TextTypeEnum - textType	0x00000004

Child-Record Hierarchy of OfficeArtSpgrContainerFileBlock Record F			
0000131C	0011	TextClientDataSubContainerOrAtom - rec1	
0000131C	0011	TextBytesAtom - case_of_RT_TextBytesAtom	
0000131C	0008	RecordHeader - rh	
00001324	0009	NarrowStringBufferEx - textBytes	Shape 2.0
0000132D	001E	TextClientDataSubContainerOrAtom - rec2	
0000132D	001E	StyleTextPropAtom - case_of_RT_StyleTextPropAtom	
0000132D	0008	RecordHeader - rh	
00001335	000C	X : TextPFRunArray - rgTextPFRun	
00001341	000A	Y : TextCFRunArray - rgTextCFRun	

The record types within **OfficeArtSpgrContainerFileBlock** record **F** that have not been explained in previous structure examples are specified by the following definitions. The host application defines these fields and records. For more information, see [\[MS-PPT\]](#) section 2.9.76.

case_of_msofbtSpContainer.clientTextbox.rgChildRec: An array of **TextClientDataSubContainerOrAtom** records.

case_of_msofbtSpContainer.clientTextbox.rgChildRec.rec: A **TextClientDataSubContainerOrAtom** record, which is a variable-type record. The type and meaning of this record is dictated by the value of **rh.recType** (not shown in this example).

case_of_msofbtSpContainer.clientTextbox.rgChildRec.rec.case_of_RT_TextHeaderAtom
: An atom record that specifies the type of a text body.

case_of_msofbtSpContainer.clientTextbox.rgChildRec.rec.case_of_RT_TextHeaderAtom
.textType: A value (0x00000004) specifying that the text is of type "Any other text".

case_of_msofbtSpContainer.clientTextbox.rgChildRec.rec1.case_of_RT_TextBytesAtom
: An atom record that specifies Unicode characters.

case_of_msofbtSpContainer.clientTextbox.rgChildRec.rec1.case_of_RT_TextBytesAtom
.textBytes: A value ("Shape 2.0") specifying that the text string within **shape.textBytes** is an array of bytes containing the characters of the corresponding text.

case_of_msofbtSpContainer.clientTextbox.rgChildRec.rec2.case_of_RT_StyleTextPropAtom
tom: An atom record that specifies character-level and paragraph-level formatting.

case_of_msofbtSpContainer.clientTextbox.rgChildRec.rec2.case_of_RT_StyleTextPropAtom
rgTextPFRun: An array of **TextPFRun** container records that each specify paragraph-level formatting for a length of the corresponding text.

case_of_msofbtSpContainer.clientTextbox.rgChildRec.rec2.case_of_RT_StyleTextPropAtom
rgTextCFRun: An array of **TextCFRun** container records that each specify character-level formatting for a length of the corresponding text.

The following three example structures show the records labeled **W**, **X**, and **Y** from **OfficeArtSpgrContainerFileBlock** record **F** in more detail.

The following table shows the child-record hierarchy of the **OfficeArtTertiaryFOPT** record, as defined in section [2.2.11](#), **W**.

Child-Record Hierarchy of OfficeArtTertiaryFOPT Record W			
Offset	Size	Structure	Value
000012DC	0014	W: OfficeArtTertiaryFOPT - shapeTertiaryOptions	
000012DC	0008	OfficeArtRecordHeader - rh	
000012E4	000C	OfficeArtRGFOPT - fopt	
000012E4	0006	dgmLayout - dgmLayout	
000012E4	0002	OfficeArtFOPTeopid - opid	
000012E4	14 bits	bit - opid	0x0309
000012E4	1 bit	bit - fBid	0x0
000012E4	1 bit	bit - fComplex	0x0
000012E6	0004	MSODGMLO - dgmLayout	0x00000000
000012EA	0006	dgmNodeKind - dgmNodeKind	
000012EA	0002	OfficeArtFOPTeopid - opid	
000012EA	14 bits	bit - opid	0x030A
000012EA	1 bit	bit - fBid	0x0
000012EA	1 bit	bit - fComplex	0x0
000012EC	0004	LONG - dgmNodeKind	0x00000000

The record types within **OfficeArtTertiaryFOPT** record **W** that have not been explained in previous structure examples are specified as follows:

fopt.dgmLayout: A property that specifies the diagram node layout for a shape.

fopt.dgmLayout.dgmLayout: A value (0x00000000) specifying that this **MSODGMLO** layout is an organizational chart.

fopt.dgmNodeKind: A property that specifies a diagram node type.

fopt.dgmNodeKind.dgmNodeKind: A value (0x00000000) specifying that this node is a regular diagram node of no particular type.

The following table shows the child-record hierarchy of **TextPFRunArray** record **X**.

Child-Record Hierarchy of TextPFRunArray Record X			
Offset	Size	Structure	Value
00001335	000C	X: TextPFRunArray - rgTextPFRun	
00001335	000C	TextPFRun - textPFRun	

Child-Record Hierarchy of TextPFRunArray Record X			
00001335	0004	ULONG - runCount	0x0000000A
00001339	0002	USHORT - indentLevel	0x0000
0000133B	0006	TextPFException - pf	
0000133B	0004	PFMasks - masks	
0000133F	0002	TextAlignmentEnum - textAlignment	0x0001

The fields and records for text in **TextPFRunArray** record **X** are defined by the host application. For more information, see [MS-PPT] section 2.9.45. Record **X** might appear differently for each host application. Some text, font, and paragraph properties might be located in other containers, depending on the structure requirements for each host application.

The following table shows the child-record hierarchy of **TextCFRunArray** record **Y**.

Child-Record Hierarchy of TextCFRunArray Record Y			
Offset	Size	Structure	Value
00001341	000A	Y : TextCFRunArray - rgTextCFRun	
00001341	000A	TextCFRun - textCFRun	
00001341	0004	ULONG - runCount	0x0000000A
00001345	0006	TextCFException - cf	
00001345	0004	CFMasks - masks	
00001349	0002	SHORT - fontSize	0x000D

The fields and records for text in **TextPFRunArray** record **Y** are defined by the host application. For more information, see [MS-PPT] section 2.9.46. Record **Y** might appear differently for each host application. Some text, font, and paragraph properties might be located in other containers, depending on the structure requirements for each host application.

The following table shows the child-record hierarchy of **OfficeArtSpgrContainerFileBlock**, as defined in section [2.2.17](#), record **G**.

Child-Record Hierarchy of OfficeArtSpgrContainerFileBlock Record G			
Offset	Size	Structure	Value
00001430	00E5	G : OfficeArtSpgrContainerFileBlock - OfficeArtSpgrContainerFB	
00001430	00E5	OfficeArtSpContainer - case_of_msofbtSpContainer	
00001430	0008	OfficeArtRecordHeader - rh	
00001438	0010	OfficeArtFSP - shapeProp	
00001448	005E	OfficeArtFOPT - shapePrimaryOptions	
000014A6	0014	OfficeArtTertiaryFOPT - shapeTertiaryOptions	

Child-Record Hierarchy of OfficeArtSpgrContainerFileBlock Record G			
000014A6	0008	OfficeArtRecordHeader - rh	
000014AE	000C	OfficeArtRGFOPT - fopt	
000014AE	0006	dgmLayout - dgmLayout	
000014AE	0002	OfficeArtFOPTEOPID - opid	
000014B0	0004	MSODGMLO - dgmLayout	0x00000000
000014B4	0006	dgmNodeKind - dgmNodeKind	
000014B4	0002	OfficeArtFOPTEOPID - opid	
000014B6	0004	LONG - dgmNodeKind	0x00000000
000014BA	0018	OfficeArtChildAnchor - childAnchor	
000014D2	0043	OfficeArtClientTextbox - clientTextbox	

3.1.4 OfficeArtSpContainer

The following table shows the child-record hierarchy of **OfficeArtSpContainer**, as defined in section [2.2.14](#), container **3**.

Child-Record Hierarchy of OfficeArtSpContainer Container 3			
Offset	Size	Structure	Value
000016F5	0050	3 : OfficeArtSpContainer - shape	
000016F5	0008	OfficeArtRecordHeader - rh	
000016FD	0010	OfficeArtFSP - shapeProp	
0000170D	0038	OfficeArtFOPT - shapePrimaryOptions	
0000170D	0008	OfficeArtRecordHeader - rh	
00001715	0030	OfficeArtRGFOPT - fopt	
00001715	0006	fillColor - fillColor	
00001715	0002	OfficeArtFOPTEOPID - opid	
00001717	0004	OfficeArtCOLORREF - fillColor	
0000171B	0006	fillBackColor - fillBackColor	
0000171B	0002	OfficeArtFOPTEOPID - opid	
0000171D	0004	A : OfficeArtCOLORREF - fillBackColor	
00001721	0006	fillRectRight - fillRectRight	
00001721	0002	OfficeArtFOPTEOPID - opid	
00001723	0004	LONG - fillRectRight	0x008B9F8E

Child-Record Hierarchy of OfficeArtSpContainer Container 3			
00001727	0006	fillRectBottom - fillRectBottom	
00001727	0002	OfficeArtFOPTEOPID - opid	
00001729	0004	LONG - fillRectBottom	0x0068BDDE
0000172D	0006	Fill Style Boolean Properties - Fill Style Boolean Properties	
00001733	0006	Line Style Boolean Properties - Line Style Boolean	
00001739	0006	bWMode - bWMode	
00001739	0002	OfficeArtFOPTEOPID - opid	
0000173B	0004	MSOBWMODE - bWMode	0x00000009
0000173F	0006	Shape Boolean Properties - Shape Boolean Properties	

The record types within **OfficeArtSpContainer** container **3** that have not been explained in previous structure examples are specified as follows:

shapePrimaryOptions.fopt.fillBackColor: A property that specifies the background color of the fill.

shapePrimaryOptions.fopt.fillRectRight: A property that specifies the rectangle right bound, in EMUs, of the shaded fill.

shapePrimaryOptions.fopt.fillRectRight.fillRectRight: A value (0x008B9F8E) that specifies the rectangle right bound of the shaded fill.

shapePrimaryOptions.fopt.fillRectBottom: A property that specifies the rectangle bottom bound, in EMUs, of the shaded fill.

shapePrimaryOptions.fopt.fillRectBottom.fillRectBottom: A value (0x0068BDDE) that specifies the rectangle bottom bound of the shaded fill.

shapePrimaryOptions.fopt.bWMode: A property that specifies how a shape will render in black-and-white display mode.

shapePrimaryOptions.fopt.bWMode.bWMode: A value (0x00000009) specifying that the shape will render with white coloring.

The following table shows the child-record hierarchy of **OfficeArtCOLORREF**, as defined in section [2.2.2](#), record **A**.

Child-Record Hierarchy of OfficeArtCOLORREF Record A			
Offset	Size	Structure	Value
0000171D	0004	A: OfficeArtCOLORREF - fillBackColor	
00001720	1 bit	bit - unused3	0x0
00001720	1 bit	bit - unused2	0x0

Child-Record Hierarchy of OfficeArtCOLORREF Record A			
00001720	1 bit	bit - unused1	0x0
00001720	1 bit	bit - fSysIndex	0x0
00001720	1 bit	bit - fSchemeIndex	0x1
00001720	1 bit	bit - fSystemRGB	0x0
00001720	1 bit	bit - fPaletteRGB	0x0
00001720	1 bit	bit - fPaletteIndex	0x0
0000171F	0001	BYTE - blue	0x00
0000171E	0001	BYTE - green	0x00
0000171D	0001	BYTE - red	0x05

3.1.5 OfficeArtSolverContainer

The following table shows the child-record hierarchy of **OfficeArtSolverContainer**, as defined in section [2.2.18](#), container **4**.

Child-Record Hierarchy of OfficeArtSolverContainer Container 4			
Offset	Size	Structure	Value
00001745	00A8	4 : OfficeArtSolverContainer - solvers	
00001745	0008	OfficeArtRecordHeader - rh	
0000174D	00A0	OfficeArtSolverContainerFileBlockArray - rgfb	
0000174D	0020	OfficeArtSolverContainerFileBlock - OfficeArtSolverContainerFB	
0000174D	0020	OfficeArtFConnectorRule - case_of_msofbtConnectorRule	
0000174D	0008	OfficeArtRecordHeader - rh	
00001755	0004	ULONG - ruid	0x00000001
00001759	0004	ULONG - spidA	0x00000807
0000175D	0004	ULONG - spidB	0x00000806
00001761	0004	ULONG - spidC	0x0000080A
00001765	0004	ULONG - cptiA	0x00000000
00001769	0004	ULONG - cptiB	0x00000002
0000176D	0020	OfficeArtSolverContainerFileBlock - OfficeArtSolverContainerFB	
0000178D	0020	OfficeArtSolverContainerFileBlock - OfficeArtSolverContainerFB	

Child-Record Hierarchy of OfficeArtSolverContainer Container 4			
000017AD	0020	OfficeArtSolverContainerFileBlock - OfficeArtSolverContainerFB	
000017CD	0020	OfficeArtSolverContainerFileBlock - OfficeArtSolverContainerFB	

The record types within **OfficeArtSolverContainer** container **4** that have not been explained in previous structure examples are specified as follows:

rgfb: A record that specifies a file block containing a record that specifies rule (1) data.

rgfb.OfficeArtSolverContainerFB: A record that specifies a file block containing a record that specifies overall drawing data.

rgfb.OfficeArtSolverContainerFB.case_of_msofbtConnectorRule: A record that specifies the connection between two shapes via a connector shape.

rgfb.OfficeArtSolverContainerFB.case_of_msofbtConnectorRule.ruid: The identifier (0x00000001) of this rule (1).

rgfb.OfficeArtSolverContainerFB.case_of_msofbtConnectorRule.spidA: The identifier (0x00000807) of the shape where the connector shape starts.

rgfb.OfficeArtSolverContainerFB.case_of_msofbtConnectorRule.spidB: The identifier (0x00000806) of the shape where the connector shape ends.

rgfb.OfficeArtSolverContainerFB.case_of_msofbtConnectorRule.spidC: The identifier (0x0000080A) of the connector shape.

rgfb.OfficeArtSolverContainerFB.case_of_msofbtConnectorRule.cptiA: The connection site index (0x00000000) of the shape where the connector shape starts.

rgfb.OfficeArtSolverContainerFB.case_of_msofbtConnectorRule.cptiB: The connection site index (0x00000002) of the shape where the connector shape ends.

3.2 Shape Properties

This section provides an example of a shape with effects. The following figure shows a rounded rectangle that contains text and that has a gradient background fill, double-line outline, and shadow properties applied.



Figure 11: Shape with effects

The remainder of this section provides example structures that outline properties specific to similar [<129>](#) shapes. For a detailed specification of each record that is mentioned, see section [2](#).

3.2.1 Shape Type Properties

The **OfficeArtFSP** record, as defined in section [2.2.40](#), specifies an instance of a shape. The **OfficeArtRecordHeader** structure, as defined in section [2.2.1](#), contains the shape type, and the record contains the shape identifier and a set of bits that further define the shape.

The following table shows the child-record hierarchy of the **OfficeArtFSP** container for the shape.

OfficeArtFSP Shape Properties			
Offset	Size	Structure	Value
00000DBB	0010	OfficeArtFSP - shapeProp	
00000DBB	0008	OfficeArtRecordHeader - rh	
00000DBB	4 bits	bit - recVer	0x2
00000DBB	12 bits	bit - recInstance	0x002
00000DBD	0002	USHORT - recType	0xF00A
00000DBF	0004	DWORD - recLen	0x00000008
00000DC3	0004	ULONG - spid	0x00000804
00000DC7	1 bit	bit - fGroup	0x0
00000DC7	1 bit	bit - fChild	0x0
00000DC7	1 bit	bit - fPatriarch	0x0
00000DC7	1 bit	bit - fDeleted	0x0
00000DC7	1 bit	bit - fOleShape	0x0
00000DC7	1 bit	bit - fHaveMaster	0x0
00000DC7	1 bit	bit - fFlipH	0x0
00000DC7	1 bit	bit - fFlipV	0x0
00000DC7	1 bit	bit - fConnector	0x0
00000DC7	1 bit	bit - fHaveAnchor	0x1
00000DC7	1 bit	bit - fBackground	0x0
00000DC7	1 bit	bit - fHaveSpt	0x1
00000DC7	20 bits	bit - unused1	0x00000

The records that are contained within the **OfficeArtFSP** container, as defined in section [2.2.40](#), are specified as follows:

shapeProp: An **OfficeArtFSP** record that specifies an instance of the shape.

rh: An **OfficeArtRecordHeader** structure, as defined in section [2.2.1](#), that contains the record type, the record length, and if the record is an atom, a version identifier.

rh.recVer: The record version (0x2).

rh.recInstance: The shape type, which in this case is a rectangle shape with rounded corners (0x002).

rh.recType: The type (0xF00A) of this record.

rh.recLen: The length (0x00000008), in bytes, of the record.

spid: The identifier (0x00000804) of this shape.

fGroup: A value that specifies whether this shape is a group shape. The value 0x0 specifies that this shape is not a group shape.

fChild: A value that specifies whether this shape is a child shape. The value 0x0 specifies that this shape is not a child shape.

fPatriarch: A value that specifies whether this shape is the topmost group shape. The value 0x0 specifies that this shape is not the topmost group shape.

fDeleted: A value that specifies whether this shape has been deleted. The value 0x0 specifies that this shape has not been deleted.

fOleShape: A value that specifies whether this shape is an OLE object. The value 0x0 specifies that this shape is not an OLE object.

fHaveMaster: A value that specifies whether this shape has a master in the **hspMaster** property, as defined in section [2.3.2.1](#). The value 0x0 specifies that this shape does not have a master in the **hspMaster** property.

fFlipH: A value that specifies whether this shape is flipped horizontally. The value 0x0 specifies that this shape is not flipped horizontally.

fFlipV: A value that specifies whether this shape is flipped vertically. The value 0x0 specifies that this shape is not flipped vertically.

fConnector: A value that specifies whether this shape is a connector shape. The value 0x0 specifies that this shape is not a connector shape.

fHaveAnchor: A value that specifies whether this shape has an anchor. The value 0x1 specifies that this shape has an anchor.

fBackground: A value that specifies whether this shape is a background shape. The value 0x0 specifies that this shape is not a background shape.

fHaveSpt: A value that specifies whether this shape has a shape type property, as specified by the **recInstance** property in the **OfficeArtRecordHeader** structure, as defined in section [2.2.1](#). The value 0x1 specifies that this shape has such a shape type property.

unused1: A value that is undefined and needs to be ignored.

3.2.2 Shape Primary Options

This section outlines the primary property options for the shape with effects that is specified in Shape Properties Example in section [3.2](#).

The following table shows the child-record hierarchy of the **OfficeArtFOPT** record, as defined in section [2.2.9](#), container for the shape.

Child-Record Hierarchy of the OfficeArtFOPT Shape Primary Options		
Offset	Size	Structure
00000DCB	0074	OfficeArtFOPT - shapePrimaryOptions
00000DCB	0008	OfficeArtRecordHeader - rh
00000DD3	006C	OfficeArtRGFOPT - foft
00000DD3	0006	Protection Boolean Properties - Protection Boolean Properties
00000DD9	0006	A: ITxid - Text ID
00000DDF	0006	B: WrapText - Wrap Text
00000DE5	0006	C: anchorText - Anchor Text
00000DEB	0006	D: fillType - Fill Type
00000DF1	0006	fillColor - Fill Color
00000DF7	0006	fillBackColor - Fill Back Color
00000DFD	0006	E: fillFocus - Fill Focus
00000E03	0006	F: fillShadeType - Shade Type
00000E09	0006	Fill Style Boolean Properties - Fill Style Boolean Properties
00000E0F	0006	lineColor - Line Color
00000E15	0006	G: lineWidth - Line Width
00000E1B	0006	H: lineStyle - Line Style
00000E21	0006	Line Style Boolean Properties - Line Style Boolean Properties
00000E27	0006	shadowColor - Shadow Color
00000E2D	0006	I: shadowOpacity - Shadow Opacity
00000E33	0006	J: Shadow Style Boolean Properties - Shadow Style Boolean Properties
00000E39	0006	3D-Object Boolean Properties - 3D Object Boolean Properties

The record types within the **OfficeArtFOPT** container that have not been explained in previous structure examples are specified as follows:

shapePrimaryOptions: An **OfficeArtFOPT** record that specifies a table of **OfficeArtRGFOPT** properties, as defined in section [2.3.1](#).

foft: An **OfficeArtRGFOPT** record, as defined in section [2.3.1](#), specifying a table of properties that contains an array of fixed-size property table entries followed by a variable-length field of complex data.

foft.Protection Boolean Properties: A property specifying a 32-bit field of Boolean properties for the protection of the shape.

foft.Text ID: A property specifying an identifier for the text.

fopt.Wrap Text: An **MSOWRAPMODE** enumeration value, as defined in section [2.4.3](#), that specifies the type of wrapping applied to the text. The default value for this property is **msowrapSquare**.

fopt.Anchor Text: A property that specifies the type of anchor applied to the text.

fopt.Fill Type: A property that specifies either the fill attributes of the shape or the background of the slide.

fopt.Fill Color: A property that specifies the foreground color of the fill.

fopt.Fill Back Color: A property that specifies the background color of the fill.

fopt.Fill Focus: A property that specifies the relative position of the last color in the shaded fill.

fopt.Shade Type: A property that specifies how the shaded fill is to be computed.

fopt.Fill Style Boolean Properties: A property that specifies a 32-bit field of Boolean properties for the fill style.

fopt.Line Color: A property that specifies the foreground color of the line.

fopt.Line Width: A property that specifies the width of the line.

fopt.Line Style: A property that specifies the style of the line.

fopt.Line Style Boolean Properties: A property that specifies a 32-bit field of Boolean properties for the line style.

fopt.Shadow Color: A property that specifies the primary color of the shadow.

fopt.Shadow Opacity: A property that specifies the opacity level of the shadow.

fopt.Shadow Style Boolean Properties: A property that specifies a 32-bit field of Boolean properties for the state of the shadow.

fopt.3D Object Boolean Properties: A property that specifies a 32-bit field of Boolean properties for a 3-D object.

The following 10 example structures show the records labeled **A**, **B**, **C**, **D**, **E**, **F**, **G**, **H**, **I**, and **J** from the **OfficeArtFOPT** container in more detail.

The following table shows **ITxid** property **A**.

ITxid Shape Property Options			
Offset	Size	Structure	Value
00000DD9	0006	A: ITxid - Text ID	
00000DD9	0002	OfficeArtFOPTEOPID - opid	
00000DDB	0004	LONG - ITxid	0x01D82D38

ITxid: An identifier (0x01D82D38) for the text inside the shape.

The following table shows **WrapText** property **B**.

WrapText Shape Property Options			
Offset	Size	Structure	Value
00000DDF	0006	B: WrapText - Wrap Text	
00000DDF	0002	OfficeArtFOPTEOPID - opid	
00000DE1	0004	MSOWRAPMODE - WrapText	0x00000002

WrapText: An **MSOWRAPMODE** enumeration value, as defined in section [2.4.3](#), (0x00000002) specifying that a line of text will extend into or beyond a margin instead of continuing on subsequent lines.

The following table shows **anchorText** property **C**.

anchorText Shape Property Options			
Offset	Size	Structure	Value
00000DE5	0006	C: anchorText - Anchor Text	
00000DE5	0002	OfficeArtFOPTEOPID - opid	
00000DE7	0004	MSOANCHOR - anchorText	0x00000001

anchorText: An **MSOANCHOR** enumeration value, as defined in section [2.4.4](#), (0x00000001) specifying that the vertical center of the text will coincide with the vertical midpoint of the internal margins of the text box area.

The following table shows **fillType** property **D**.

fillType Shape Property Options			
Offset	Size	Structure	Value
00000DEB	0006	D: fillType - Fill Type	
00000DEB	0002	OfficeArtFOPTEOPID - opid	
00000DED	0004	MSOFILLTYPE - fillType	0x00000007

fillType: An **MSOFILLTYPE** enumeration value, as defined in section [2.4.11](#), (0x00000007) specifying that the shape is filled with a gradient that starts on the outline and ends at a point defined within the shape. The fill angle is scaled by the aspect ratio of the shape.

The following table shows **fillFocus** property **E**.

fillFocus Shape Property Options			
Offset	Size	Structure	Value
00000DFD	0006	E: fillFocus - Fill Focus	
00000DFD	0002	OfficeArtFOPTEOPID - opid	
00000DFF	0004	LONG - fillFocus	0xFFFFFCE

fillFocus: The relative position (0xFFFFFCE) of the last color in the shaded fill.

The following table shows **fillShadeType** property **F**.

fillShadeType Shape Property Options			
Offset	Size	Structure	Value
00000E03	0006	F: fillShadeType - Fill Shade Type	
00000E03	0002	OfficeArtFOPTOPID - opid	
00000E05	0004	MSOSHADETYPE - fillShadeType	
00000E05	1 bit	bit - msoshadeNone	0x1
00000E05	1 bit	bit - msoshadeGamma	0x1
00000E05	1 bit	bit - msoshadeSigma	0x0
00000E05	1 bit	bit - msoshadeBand	0x1
00000E05	1 bit	bit - msoshadeOneColor	0x0
00000E05	27 bits	bit - unused1	0x0200000

The **fillShadeType** properties that have not been explained in previous structure examples are specified as follows:

fillShadeType: An **MSOSHADETYPE** record, as defined in section [2.2.50](#), that specifies the interpolation of colors between the color/position values that are stated for the fill. Values can be combined to produce compounded effects.

fillShadeType.msoshadeNone: A value that specifies whether color correction will be performed after interpolation. The value 0x1 specifies that no color correction will be performed after interpolation.

fillShadeType.msoshadeGamma: A value that specifies whether gamma correction will be applied after interpolation. The value 0x1 specifies that gamma correction will be applied after interpolation.

fillShadeType.msoshadeSigma: A value that specifies whether a sigma transfer function will be applied after interpolation. The value 0x0 specifies that no sigma transfer function will be applied after interpolation.

fillShadeType.msoshadeBand: A value that specifies whether a flat band will be added at the start of the interpolation. The value 0x1 specifies that a flat band will be added at the start of the interpolation.

fillShadeType.msoshadeOneColor: A value that specifies whether more than one color can be used to determine the fill. The value 0x0 specifies that more than one color can be used to determine the fill.

fillShadeType.unused1: A value that is undefined and needs to be ignored.

The following table shows **lineWidth** property **G**.

lineWidth Shape Property Options			
Offset	Size	Structure	Value
00000E15	0006	G: lineWidth - Line Width	
00000E15	0002	OfficeArtFOPTEOPID - opid	
00000E17	0004	LONG - lineWidth	0x000094D4

lineWidth: The width (0x000094D4), in EMUs, of the line.

The following table shows **lineStyle** property **H**.

lineStyle Shape Property Options			
Offset	Size	Structure	Value
00000E1B	0006	H: lineStyle - Line Style	
00000E1B	0002	OfficeArtFOPTEOPID - opid	
00000E1D	0004	MSOLINESTYLE - lineStyle	0x00000001

lineStyle: An **MSOLINESTYLE** enumeration value, as defined in section [2.4.14](#), (0x00000001) specifying that the line style for the shape outline is two lines of equal width.

The following table shows **shadowOpacity** property **I**.

shadowOpacity Shape Property Options			
Offset	Size	Structure	Value
00000E2D	0006	I: shadowOpacity - Shadow Opacity	
00000E2D	0002	OfficeArtFOPTEOPID - opid	
00000E2F	0004	FixedPoint - shadowOpacity	0x00008000

shadowOpacity: The opacity (0x00008000) of the shadow applied to the shape.

The following table shows **Shadow Style Boolean Properties** record **J**.

Shadow Style Boolean Properties Options			
Offset	Size	Structure	Value
00000E33	0006	J: Shadow Style Boolean Properties - Shadow Style Boolean Properties	
00000E35	14 bits	bit - unused2	0x0000
00000E35	1 bit	bit - fUsefShadow	0x1
00000E35	1 bit	bit - fUsefshadowObscured	0x0
00000E35	14	bit - unused1	0x0000

Shadow Style Boolean Properties Options			
	bits		
00000E35	1 bit	bit - fShadow	0x1
00000E35	1 bit	bit - fshadowObscured	0x0
00000E33	0002	OfficeArtFOPTePID - opid	

unused2: A value that is undefined and needs to be ignored.

fUsefShadow: A value that specifies whether the **fShadow** bit is set. The value 0x1 specifies that the **fShadow** bit is set.

fUsefshadowObscured: A value that specifies whether the **fshadowObscured** bit is set. The value 0x0 specifies the **fshadowObscured** bit is not set.

unused1: A value that is undefined and needs to be ignored.

fShadow: A value that specifies whether the shape has a shadow. The value 0x1 specifies that the shape has a shadow.

fshadowObscured: A value that specifies whether the shadow is fully obscured by the shape. The value 0x0 specifies that the shadow is not fully obscured by the shape.

3.2.3 Shape Text Properties

The text in a shape is host-dependent, and not all the text properties are supported by each host application.

The text-related fields and records in this section are defined by the host application. For more information, see [\[MS-PPT\]](#) section 2.9.76.

The following table shows the **OfficeArtClientTextbox** record.

OfficeArtClientTextbox Shape Text Properties			
Offset	Size	Structure	Value
00000E5D	0049	OfficeArtClientTextbox - clientTextbox	
00000E5D	0008	OfficeArtRecordHeader - rh	
00000E65	0041	TextClientDataRecordArray - rgChildRec	
00000E65	000C	TextClientDataSubContainerOrAtom - rec	
00000E65	000C	TextHeaderAtom - case_of_RT_TextHeaderAtom	
00000E65	0008	RecordHeader - rh	
00000E6D	0004	TextTypeEnum - textType	0x00000004
00000E71	0017	TextClientDataSubContainerOrAtom - rec	
00000E71	0017	TextBytesAtom - case_of_RT_TextBytesAtom	
00000E71	0008	RecordHeader - rh	

OfficeArtClientTextbox Shape Text Properties			
00000E79	000F	NarrowStringBufferEx - textBytes	Shape with text
00000E88	001E	TextClientDataSubContainerOrAtom - rec	
00000E88	001E	StyleTextPropAtom - case_of_RT_StyleTextPropAtom	
00000E88	0008	RecordHeader - rh	
00000E90	000C	TextPFRunArray - rgTextPFRun	
00000E9C	000A	TextCFRunArray - rgTextCFRun	

The records contained within the **OfficeArtClientTextbox** container that have not been explained in previous structure examples are specified as follows:

clientTextbox: A container that specifies text-related data for a shape.

rgChildRec: An array of **TextClientDataSubContainerOrAtom** records that specifies text-related data.

rgChildRec.rec: A variable-type record for which the type and meaning are dictated by the value of **rh.recType**.

rgChildRec.rec.case_of_RT_TextHeaderAtom: An atom that specifies the type of a text body. The presence of this atom indicates a text body that has properties specified by subsequent atoms and containers.

rgChildRec.rec.case_of_RT_TextHeaderAtom.textType: A value that specifies the text type. The value 0x00000004 specifies that the text type is the **TextTypeEnum** enumeration value **Tx_TYPE_OTHER**, which means any other text.

rgChildRec.rec.case_of_RT_TextBytesAtom: An atom that specifies Unicode characters.

rgChildRec.rec.case_of_RT_TextBytesAtom.textBytes: An array of bytes that specifies the characters ("Shape with text") of the corresponding text within the shape.

rgChildRec.rec.case_of_RT_StyleTextPropAtom: An atom that specifies both character-level and paragraph-level formatting.

4 Security Considerations

This file format allows HTML code and associated script to be inserted into a shape. When the shape is exported to an HTML format, it is possible that the associated script could be executed. Whether this happens is dependent on the nature of the script and how the HTML document is opened.

The [Signature Line](#) can contain personally identifiable information, such as the user's name or e-mail address. This information is not mandatory and can be replaced by defaults or omitted entirely. For privacy reasons, applications ought to provide users with a way to remove this information from files. Personally identifiable information in this file format is not backed by any kind of authentication system. For example, the signer's name does not need to be tied to the author's logon credentials nor to any other form of identity verification. Therefore, it is not advisable for applications to make security decisions based on this information.

5 Appendix A: Product Behavior

The information in this specification is applicable to the following Microsoft products or supplemental software. References to product versions include released service packs:

- Microsoft Office 97
- Microsoft Office 2000
- Microsoft Office XP
- Microsoft Office 2003
- the 2007 Microsoft Office system
- Microsoft Office 2010 suites
- Microsoft Office 2013

Exceptions, if any, are noted below. If a service pack or Quick Fix Engineering (QFE) number appears with the product version, behavior changed in that service pack or QFE. The new behavior also applies to subsequent service packs of the product unless otherwise specified. If a product edition appears with the product version, behavior is different in that product edition.

Unless otherwise specified, any statement of optional behavior in this specification that is prescribed using the terms SHOULD or SHOULD NOT implies product behavior in accordance with the SHOULD or SHOULD NOT prescription. Unless otherwise specified, the term MAY implies that the product does not follow the prescription.

[<1> Section 2.2.2:](#) This color can be dithered if the rendering system supports dithering or halftone dithering.

[<2> Section 2.2.12:](#) The z-order of shapes in a diagram are determined by their order in the file.

[<3> Section 2.2.13:](#) This array is supported only by Word 97, Word 2000, Word 2002, and Office Word 2003.

[<4> Section 2.2.15:](#) Word 97, Word 2000, Word 2002, Office Word 2003, Office Word 2007, and Word 2010 do not ignore this record. All other product versions listed at the beginning of this appendix ignore this record.

[<5> Section 2.2.33:](#) Excel 97, Excel 2000, Excel 2002, and Office Excel 2003 do not ignore this record. All other product versions listed at the beginning of this appendix ignore this record.

[<6> Section 2.2.35:](#) This record does not persist in Office Excel 2007, Excel 2010, Office PowerPoint 2007, or PowerPoint 2010. This record is supported by Office Excel 2007 and Excel 2010 only if the shape is contained by a **dialog sheet**, as specified in [\[MS-XLS\]](#) section 2.1.7.20.2. This record is persisted in all other products versions listed at the beginning of this appendix.

[<7> Section 2.2.36:](#) Word 97 and Word 2000 ignore this record.

[<8> Section 2.2.37:](#) Word 97, Word 2000, Word 2002, and Office Word 2003 use this record. All other product versions listed at the beginning of this appendix ignore this record.

[<9> Section 2.3:](#) PowerPoint 97, Word 97 and Excel 97 do not support these properties. All other product versions listed at the beginning of this appendix support these properties.

[<10> Section 2.3:](#) PowerPoint 97, Word 97, Excel 97, PowerPoint 2000, Excel 2000 and Word 2000 do not support this property. All other product versions listed at the beginning of this appendix support this property.

[<11> Section 2.3:](#) PowerPoint 97, Word 97, Excel 97, PowerPoint 2000, Excel 2000, Word 2000, PowerPoint 2002, Word 2002 and Excel 2002 do not support these properties.

[<12> Section 2.3:](#) PowerPoint 97, Word 97, Excel 97, PowerPoint 2000, Excel 2000, Word 2000, PowerPoint 2002, Word 2002, Excel 2002, Office PowerPoint 2003, Office Word 2003 and Office Excel 2003 do not support these properties.

[<13> Section 2.3:](#) PowerPoint 97, Word 97, Excel 97, PowerPoint 2000, Excel 2000, Word 2000, PowerPoint 2002, Word 2002, Excel 2002, Office PowerPoint 2003, Office Word 2003, Office Excel 2003, Office PowerPoint 2007, Office Word 2007 and Office Excel 2007 do not support these properties.

[<14> Section 2.3.2.6:](#) Office 2000, Office XP, and Office 2003 use this field. All other product versions listed at the beginning of this appendix ignore this field.

[<15> Section 2.3.2.11:](#) Office Word 2007 and Word 2010 use this field. All other product versions listed at the beginning of this appendix ignore this field.

[<16> Section 2.3.2.12:](#) Office Excel 2007, Office PowerPoint 2007, Office Word 2007, Excel 2010, PowerPoint 2010, and Word 2010 use this bit. All other product versions listed at the beginning of this appendix ignore this bit.

[<17> Section 2.3.2.12:](#) Office Excel 2007, Office PowerPoint 2007, Office Word 2007, Excel 2010, PowerPoint 2010, and Word 2010 use this bit. All other product versions listed at the beginning of this appendix ignore this bit.

[<18> Section 2.3.2.12:](#) Excel 97, PowerPoint 97, Word 97, Excel 2000, PowerPoint 2000, and Word 2000 do not use this bit.

[<19> Section 2.3.2.12:](#) Excel 97, PowerPoint 97, Word 97, Excel 2000, PowerPoint 2000, and Word 2000 do not use this bit.

[<20> Section 2.3.4.19:](#) Word 2000, Word 2002, Office Word 2003, Office Word 2007 and Word 2010 use this field. All other product versions listed at the beginning of this appendix ignore this field.

[<21> Section 2.3.4.20:](#) Word 2000, Word 2002, Office Word 2003, Office Word 2007 and Word 2010 use this field. All other product versions listed at the beginning of this appendix ignore this field.

[<22> Section 2.3.4.21:](#) Word 2000, Word 2002, Office Word 2003, Office Word 2007 and Word 2010 use this field. All other product versions listed at the beginning of this appendix ignore this field.

[<23> Section 2.3.4.22:](#) Word 2000, Word 2002, Office Word 2003, Office Word 2007 and Word 2010 use this field. All other product versions listed at the beginning of this appendix ignore this field.

[<24> Section 2.3.4.23:](#) Word 2000, Word 2002, Office Word 2003, Office Word 2007 and Word 2010 do not ignore this property. All other product versions listed at the beginning of this appendix ignore this property.

<25> [Section 2.3.4.24:](#) Word 2000, Word 2002, Office Word 2003, Office Word 2007 and Word 2010 do not ignore this property. All other product versions listed at the beginning of this appendix ignore this property.

<26> [Section 2.3.4.25:](#) Word 2000, Word 2002, Office Word 2003, Office Word 2007 and Word 2010 do not ignore this property. All other product versions listed at the beginning of this appendix ignore this property.

<27> [Section 2.3.4.26:](#) Word 2000, Word 2002, Office Word 2003, Office Word 2007 and Word 2010 do not ignore this property. All other product versions listed at the beginning of this appendix ignore this property.

<28> [Section 2.3.4.36:](#) PowerPoint 97, PowerPoint 2000, PowerPoint 2002, Office PowerPoint 2003, Office PowerPoint 2007, and PowerPoint 2010 do not ignore this property. All other product versions listed at the beginning of this appendix ignore this property.

<29> [Section 2.3.4.37:](#) PowerPoint 97, PowerPoint 2000, PowerPoint 2002, Office PowerPoint 2003, Office PowerPoint 2007, and PowerPoint 2010 do not ignore this property. All other product versions listed at the beginning of this appendix ignore this property.

<30> [Section 2.3.4.41:](#) The 2007 Office system and Office 2010 do not ignore this property. All other product versions listed at the beginning of this appendix ignore this property.

<31> [Section 2.3.4.43:](#) Office Word 2007 and Word 2010 do not ignore this property. All other product versions listed at the beginning of this appendix ignore this property.

<32> [Section 2.3.5.1:](#) Office Word 2007 and Word 2010 do not ignore this property. All other product versions listed at the beginning of this appendix ignore this property.

<33> [Section 2.3.5.2:](#) Office Word 2007 and Word 2010 do not ignore this property. All other product versions listed at the beginning of this appendix ignore this property.

<34> [Section 2.3.5.3:](#) Office Word 2007 and Word 2010 do not ignore this property. All other product versions listed at the beginning of this appendix ignore this property.

<35> [Section 2.3.5.4:](#) Office Word 2007 and Word 2010 do not ignore this property. All other product versions listed at the beginning of this appendix ignore this property.

<36> [Section 2.3.5.5:](#) Office Word 2007 and Word 2010 do not ignore this property. All other product versions listed at the beginning of this appendix ignore this property.

<37> [Section 2.3.5.6:](#) Office Word 2007 and Word 2010 do not ignore this property. All other product versions listed at the beginning of this appendix ignore this property.

<38> [Section 2.3.6.25:](#) Office Excel 2007, Excel 2010, Office PowerPoint 2007, and PowerPoint 2010 do not show the adjust handles that are specified in the [pAdjustHandles](#) property.

<39> [Section 2.3.6.31:](#) Office 95 does not ignore this bit.

<40> [Section 2.3.7.8:](#) Excel 97, Excel 2000, Excel 2002, Office Excel 2003, Office Excel 2007, and Excel 2010 do not ignore this property. All other product versions listed at the beginning of this appendix ignore this property.

<41> [Section 2.3.8.38:](#) Office 97 and Office 2000 do not render the line end decorations if the line end decoration properties are specified and this bit is set to 0x0.

<42> [Section 2.3.13.22:](#) Office 2010 does not ignore this value. All other product versions listed at the beginning of this appendix ignore this property.

[<43> Section 2.3.13.22:](#) In Office 2010, the default value is 0x0000F80C.

[<44> Section 2.3.16.23:](#) Values that are less than 0.0 will invert the lighting effect. Values that are greater than 1.0 can be used for brighter lighting effects.

[<45> Section 2.3.16.27:](#) Values that are less than 0.0 will invert the lighting effect. Values that are greater than 1.0 can be used for brighter lighting effects.

[<46> Section 2.3.17.10:](#) Office 97, Office 2000, and Office XP ignore this property.

[<47> Section 2.3.18.6:](#) Word 97, Word 2000, Word 2002, Office Word 2003, Office Word 2007, and Word 2010 do not ignore this property. All other product versions listed at the beginning of this appendix ignore this property.

[<48> Section 2.3.19.6:](#) Word 97, Word 2000, Word 2002, Office Word 2003, Office Word 2007, Word 2010 do not ignore this property. All other product versions listed at the beginning of this appendix ignore this property.

[<49> Section 2.3.20.1:](#) Office 97 ignores this bit.

[<50> Section 2.3.21.2:](#) Values outside the specified range are not fully supported.

[<51> Section 2.3.21.3:](#) Values outside the specified range are not fully supported.

[<52> Section 2.3.21.4:](#) Values outside the specified range are not fully supported.

[<53> Section 2.3.21.5:](#) Values outside the specified range are not fully supported.

[<54> Section 2.3.21.8:](#) PowerPoint 97, PowerPoint 2000, PowerPoint 2002, Office PowerPoint 2003, Office PowerPoint 2007, and PowerPoint 2010 use this field. The [MSOANCHOR](#) enumeration specifies exceptions for some individual values.

[<55> Section 2.3.21.10:](#) This property is supported only by Office Excel 2007, Excel 2010, PowerPoint 97, PowerPoint 2000, PowerPoint 2002, Office PowerPoint 2003, Office PowerPoint 2007, and PowerPoint 2010.

[<56> Section 2.3.21.11:](#) Word 97, Word 2000, Word 2002, Office Word 2003, Office Word 2007, and Word 2010 use this property. No other product version listed at the beginning of this appendix uses this property.

[<57> Section 2.3.21.12:](#) Excel 2000, Excel 2002, Office Excel 2003, Office Excel 2007, and Excel 2010 use this property. No other product version listed at the beginning of this appendix uses this property.

[<58> Section 2.3.21.15:](#) Excel 97, PowerPoint 97, Excel 2000, PowerPoint 2000, Excel 2002, PowerPoint 2002, Office Excel 2003, and Office PowerPoint 2003 use this bit.

[<59> Section 2.3.21.15:](#) Excel 97, Excel 2000, Excel 2002, and Office Excel 2003 use this bit. Office Excel 2007 and Excel 2010 properly read and use the value of 0x1 but do not write it.

[<60> Section 2.3.21.15:](#) Word 97 and Word 2000 do not use this bit.

[<61> Section 2.3.22.3:](#) Office Excel 2007, Excel 2010, Office PowerPoint 2007, and PowerPoint 2010 treat **msoalignTextStretch** as **msoalignTextCenter**.

[<62> Section 2.3.22.3:](#) Office Excel 2007, Excel 2010, Office PowerPoint 2007 and PowerPoint 2010 do not use **msoalignTextLetterJust**.

[<63> Section 2.3.22.3:](#) Office Excel 2007, Excel 2010, Office PowerPoint 2007 and PowerPoint 2010 do not use **msoalignTextWordJust**.

[<64> Section 2.3.22.8:](#) Office 97 does not use this property.

[<65> Section 2.3.22.10:](#) Office Excel 2007, Excel 2010, Office PowerPoint 2007, and PowerPoint 2010 do not use this bit.

[<66> Section 2.3.22.10:](#) Office Excel 2007, Excel 2010, Office PowerPoint 2007, and PowerPoint 2010 ignore this bit.

[<67> Section 2.3.22.10:](#) Office Excel 2007, Excel 2010, Office PowerPoint 2007, and PowerPoint 2010 ignore this bit and always apply scaling to the character advance width.

[<68> Section 2.3.22.10:](#) Office Excel 2007, Excel 2010, Office PowerPoint 2007, and PowerPoint 2010 ignore this bit.

[<69> Section 2.3.22.10:](#) Office Excel 2007, Excel 2010, Office PowerPoint 2007, and PowerPoint 2010 ignore this bit.

[<70> Section 2.3.22.10:](#) Office Excel 2007, Excel 2010, Office PowerPoint 2007, and PowerPoint 2010 ignore this bit.

[<71> Section 2.3.22.10:](#) Office Excel 2007, Excel 2010, Office PowerPoint 2007 and PowerPoint 2010 ignore this bit.

[<72> Section 2.3.22.10:](#) Office Excel 2007, Excel 2010, Office PowerPoint 2007 and PowerPoint 2010 do not ignore this bit. All other product versions listed at the beginning of this appendix ignore this bit.

[<73> Section 2.3.22.10:](#) Office Excel 2007, Excel 2010, Office PowerPoint 2007 and PowerPoint 2010 do not ignore this bit. All other product versions listed at the beginning of this appendix ignore this bit.

[<74> Section 2.3.22.10:](#) Office Excel 2007, Excel 2010, Office PowerPoint 2007, and PowerPoint 2010 do not ignore this bit. All other product versions listed at the beginning of this appendix ignore this bit.

[<75> Section 2.3.24.1:](#) Excel 97, PowerPoint 97, and Word 97 ignore this property.

[<76> Section 2.3.24.3:](#) Excel 97, PowerPoint 97, and Word 97 ignore this property.

[<77> Section 2.3.24.5:](#) Excel 97, PowerPoint 97, and Word 97 ignore this property.

[<78> Section 2.3.24.7:](#) Excel 97, PowerPoint 97, and Word 97 ignore this property.

[<79> Section 2.3.24.9:](#) Excel 97, PowerPoint 97, and Word 97 ignore this property.

[<80> Section 2.3.24.11:](#) Excel 97, PowerPoint 97, and Word 97 ignore this property.

[<81> Section 2.3.24.13:](#) Excel 97, PowerPoint 97, and Word 97 ignore this property.

[<82> Section 2.3.24.15:](#) Excel 97, PowerPoint 97, and Word 97 ignore this property.

[<83> Section 2.3.24.17:](#) Excel 97, PowerPoint 97, and Word 97 ignore this property.

[<84> Section 2.3.24.19:](#) Excel 97, PowerPoint 97, and Word 97 ignore this property.

- [<85> Section 2.3.24.21:](#) Excel 97, PowerPoint 97, and Word 97 ignore this property.
- [<86> Section 2.3.24.23:](#) Excel 97, PowerPoint 97, and Word 97 ignore this property.
- [<87> Section 2.3.24.25:](#) Excel 97, PowerPoint 97, and Word 97 ignore this property.
- [<88> Section 2.3.24.27:](#) Excel 97, PowerPoint 97, and Word 97 ignore this property.
- [<89> Section 2.3.25.1:](#) Office 97 and Office 2000 ignore this property.
- [<90> Section 2.3.25.3:](#) Office 97 and Office 2000 ignore this property.
- [<91> Section 2.3.25.5:](#) Office 97 and Office 2000 ignore this property.
- [<92> Section 2.3.25.7:](#) Office 97 and Office 2000 ignore this property.
- [<93> Section 2.3.27.1:](#) Office Excel 2007, Excel 2010, Office PowerPoint 2007, PowerPoint 2010, Office Word 2007, and Word 2010 do not ignore this property. All other product versions listed at the beginning of this appendix ignore this property.
- [<94> Section 2.3.27.3:](#) Office Excel 2007, Excel 2010, Office PowerPoint 2007, PowerPoint 2010, Office Word 2007, and Word 2010 do not ignore this property. All other product versions listed at the beginning of this appendix ignore this property.
- [<95> Section 2.3.27.5:](#) Office Excel 2007, Excel 2010, Office PowerPoint 2007, PowerPoint 2010, and Office Word 2007 do not ignore this property. All other product versions listed at the beginning of this appendix ignore this property.
- [<96> Section 2.3.27.7:](#) Office Excel 2007, Excel 2010, Office PowerPoint 2007, PowerPoint 2010, and Office Word 2007 do not ignore this property. All other product versions listed at the beginning of this appendix ignore this property.
- [<97> Section 2.3.27.9:](#) Office Excel 2007, Excel 2010, Office PowerPoint 2007, PowerPoint 2010, and Office Word 2007 do not ignore this property. All other product versions listed at the beginning of this appendix ignore this property.
- [<98> Section 2.3.27.11:](#) Office Excel 2007, Excel 2010, Office PowerPoint 2007, PowerPoint 2010, and Office Word 2007 do not ignore this property. All other product versions listed at the beginning of this appendix ignore this property.
- [<99> Section 2.3.27.13:](#) Office Excel 2007, Excel 2010, Office PowerPoint 2007, PowerPoint 2010, and Office Word 2007 do not ignore this property. All other product versions listed at the beginning of this appendix ignore this property.
- [<100> Section 2.3.27.15:](#) Office Excel 2007, Excel 2010, Office PowerPoint 2007, PowerPoint 2010, and Office Word 2007 do not ignore this property. All other product versions listed at the beginning of this appendix ignore this property.
- [<101> Section 2.3.27.17:](#) Office Excel 2007, Excel 2010, Office PowerPoint 2007, PowerPoint 2010, and Office Word 2007 do not ignore this property. All other product versions listed at the beginning of this appendix ignore this property.
- [<102> Section 2.4.3:](#) Office Excel 2007, Excel 2010, PowerPoint 97, and PowerPoint 2010 read and use this value properly but do not write it.
- [<103> Section 2.4.3:](#) Excel 97, Excel 2000, Excel 2002, and Office Excel 2003 use this value. All other product versions listed at the beginning of this appendix ignore this value.

[<104> Section 2.4.3:](#) Excel 97, Word 97, Excel 2000, Word 2000, Excel 2002, and Office Excel 2003 do not use this value.

[<105> Section 2.4.4:](#) PowerPoint 97 and PowerPoint 2010 use these values. Exceptions are specified for some individual values.

[<106> Section 2.4.4:](#) PowerPoint 97, PowerPoint 2000, PowerPoint 2002, and Office PowerPoint 2003 use this value.

[<107> Section 2.4.4:](#) PowerPoint 97, PowerPoint 2000, PowerPoint 2002, and Office PowerPoint 2003 use this value.

[<108> Section 2.4.4:](#) PowerPoint 97, PowerPoint 2000, PowerPoint 2002, and Office PowerPoint 2003 use this value.

[<109> Section 2.4.4:](#) PowerPoint 97, PowerPoint 2000, PowerPoint 2002, and Office PowerPoint 2003 use this value.

[<110> Section 2.4.5:](#) PowerPoint 97, PowerPoint 2000, PowerPoint 2002, Office PowerPoint 2003, Office PowerPoint 2007, PowerPoint 2010, Word 97, Word 2000, Word 2002, Office Word 2003, Office Word 2007, and Word 2010 read and use this value properly but do not write it. Excel 97, Excel 2000, Excel 2002 and Office Excel 2003 convert this value to **msotxfVertN** when reading it.

[<111> Section 2.4.5:](#) Excel 97, Excel 2000, Excel 2002, Office Excel 2003, Office Excel 2007, and Excel 2010 convert this value to **msotxfVertN** when reading it.

[<112> Section 2.4.5:](#) Office PowerPoint 2007 and PowerPoint 2010 do not use this value. PowerPoint 97, PowerPoint 2000, PowerPoint 2002 and Office PowerPoint 2003 interpret this value as **msotxfHorzN**.

[<113> Section 2.4.5:](#) Office PowerPoint 2007 and PowerPoint 2010 do not use this value. PowerPoint 97, PowerPoint 2000, PowerPoint 2002 and Office PowerPoint 2003 interpret this value as **msotxfHorzN**.

[<114> Section 2.4.5:](#) Office PowerPoint 2007 and PowerPoint 2010 do not use this value. PowerPoint 97, PowerPoint 2000, PowerPoint 2002, and Office PowerPoint 2003 interpret this value as **msotxfTtoBA**. Excel 97, Excel 2000, Excel 2002, Office Excel 2003, Office Excel 2007, and Excel 2010 remove this value upon reading it.

[<115> Section 2.4.5:](#) Office PowerPoint 2007 and PowerPoint 2010 do not use this value. PowerPoint 97, PowerPoint 2000, PowerPoint 2002, and Office PowerPoint 2003 interpret this value as **msotxfHorzN**. Office Word 2007 and Word 2010 instead place subsequent lines of text to the right of antecedent lines of text. Excel 97, Excel 2000, Excel 2002, Office Excel 2003, Office Excel 2007, and Excel 2010 instead orient character glyphs such that their ascenders are closest to the top of the text body container, subsequent character glyphs are placed below antecedent character glyphs, and subsequent lines of text are placed to the right of antecedent lines of text.

[<116> Section 2.4.7:](#) Office Excel 2007 and Excel 2010 use this value but do not save it.

[<117> Section 2.4.7:](#) Office Excel 2007 and Excel 2010 use this value but do not save it.

[<118> Section 2.4.24:](#) Office PowerPoint 2007, PowerPoint 2010, Office Word 2007, Word 2010, Office Excel 2007 and Excel 2010 convert shapes of type **msosptTextSimple** into text boxes that contain unstyled text.

[<119> Section 2.4.24:](#) Office PowerPoint 2007, PowerPoint 2010, Office Word 2007, Word 2010, Office Excel 2007 and Excel 2010 convert shapes of type **msosptTextOctagon** into text boxes that contain unstyled text.

[<120> Section 2.4.24:](#) Office PowerPoint 2007, PowerPoint 2010, Office Word 2007, Word 2010, Office Excel 2007 and Excel 2010 convert shapes of type **msosptTextHexagon** into text boxes that contain unstyled text.

[<121> Section 2.4.24:](#) Office PowerPoint 2007, PowerPoint 2010, Office Word 2007, Word 2010, Office Excel 2007 and Excel 2010 convert shapes of type **msosptTextCurve** into text boxes that contain unstyled text.

[<122> Section 2.4.24:](#) Office PowerPoint 2007, PowerPoint 2010, Office Word 2007, Word 2010, Office Excel 2007 and Excel 2010 convert shapes of type **msosptTextWave** into text boxes that contain unstyled text.

[<123> Section 2.4.24:](#) Office PowerPoint 2007, PowerPoint 2010, Office Word 2007, Word 2010, Office Excel 2007 and Excel 2010 convert shapes of type **msosptTextRing** into text boxes that contain unstyled text.

[<124> Section 2.4.24:](#) Office PowerPoint 2007, PowerPoint 2010, Office Word 2007, Word 2010, Office Excel 2007 and Excel 2010 convert shapes of type **msosptTextOnCurve** into text boxes that contain unstyled text.

[<125> Section 2.4.24:](#) Office PowerPoint 2007, PowerPoint 2010, Office Word 2007, Word 2010, Office Excel 2007 and Excel 2010 convert shapes of type **msosptTextOnRing** into text boxes that contain unstyled text.

[<126> Section 3:](#) Sample files were created by using Office PowerPoint 2003.

[<127> Section 3:](#) Similar structures are created by using Office 97, Office 2000, Office XP, and Office 2003.

[<128> Section 3.1:](#) This section pertains to Office 97, Office 2000, Office XP, and Office 2003 drawing objects.

[<129> Section 3.2:](#) The properties are specific to Office 97, Office 2000, Office XP, and Office 2003 shapes.

6 Change Tracking

This section identifies changes that were made to the [MS-ODRAW] protocol document between the February 2014 and April 2014 releases. Changes are classified as New, Major, Minor, Editorial, or No change.

The revision class **New** means that a new document is being released.

The revision class **Major** means that the technical content in the document was significantly revised. Major changes affect protocol interoperability or implementation. Examples of major changes are:

- A document revision that incorporates changes to interoperability requirements or functionality.
- The removal of a document from the documentation set.

The revision class **Minor** means that the meaning of the technical content was clarified. Minor changes do not affect protocol interoperability or implementation. Examples of minor changes are updates to clarify ambiguity at the sentence, paragraph, or table level.

The revision class **Editorial** means that the formatting in the technical content was changed. Editorial changes apply to grammatical, formatting, and style issues.

The revision class **No change** means that no new technical changes were introduced. Minor editorial and formatting changes may have been made, but the technical content of the document is identical to the last released version.

Major and minor changes can be described further using the following change types:

- New content added.
- Content updated.
- Content removed.
- New product behavior note added.
- Product behavior note updated.
- Product behavior note removed.
- New protocol syntax added.
- Protocol syntax updated.
- Protocol syntax removed.
- New content added due to protocol revision.
- Content updated due to protocol revision.
- Content removed due to protocol revision.
- New protocol syntax added due to protocol revision.
- Protocol syntax updated due to protocol revision.
- Protocol syntax removed due to protocol revision.

- Obsolete document removed.

Editorial changes are always classified with the change type **Editorially updated**.

Some important terms used in the change type descriptions are defined as follows:

- **Protocol syntax** refers to data elements (such as packets, structures, enumerations, and methods) as well as interfaces.
- **Protocol revision** refers to changes made to a protocol that affect the bits that are sent over the wire.

The changes made to this document are listed in the following table. For more information, please contact dochelp@microsoft.com.

Section	Tracking number (if applicable) and description	Major change (Y or N)	Change type
2.2.9 OfficeArtFOPT	Updated description for OfficeArtFOPT and OfficeArtRGFOPT.	N	Content updated.
2.2.10 OfficeArtSecondaryFOPT	Updated description for OfficeArtSecondaryFOPT and OfficeArtRGFOPT.	N	Content updated.
2.2.11 OfficeArtTertiaryFOPT	Updated description for OfficeArtSecondaryFOPT and OfficeArtRGFOPT.	N	Content updated.
2.2.30 OfficeArtBlipTIFF	Updated meaning for rh.recType field.	N	Content updated.
2.3 Properties	Removed Excel 4.0, Excel 5.0, PowerPoint for Windows 95, Word for Windows 95 and Excel for Windows 95 from the notes.	N	Product behavior note updated.
2.3.5.5 sizerelh	Changed the type of the sizerelh field from "unsigned integer" to "enumeration".	N	Content updated.
2.3.6.3 geoRight	Updated description for geoRight.	N	Content updated.
2.3.7.20 fillRectLeft	Revised the description for the fillRectLeft field to indicate which bit of the Fill Style Boolean fillUseRect property it shares a dependency with.	N	Content updated.
2.3.7.21 fillRectTop	Revised the description for the fillRectTop field to indicate which bit of the Fill Style Boolean fillUseRect property it shares a dependency with.	N	Content updated.
2.3.7.22 fillRectRight	Revised the description for the fillRectRight field to indicate which bit of the Fill Style Boolean fillUseRect property it shares a dependency with.	N	Content updated.

Section	Tracking number (if applicable) and description	Major change (Y or N)	Change type
2.3.7.23 fillRectBottom	Revised the description for the fillRectBottom field to indicate which bit of the Fill Style Boolean fillUseRect property it shares a dependency with.	N	Content updated.
2.3.8.5 lineType	Updated the default value of the lineType field from msolineSolid to msolineSolidType.	N	Content updated.
2.3.8.38 Line Style Boolean Properties	Updated description for Q - fLine (1 bit).	N	Content updated.
2.3.9.5 lineLeftType	Updated the default value of the lineLeftType field from msolineSolid to msolineSolidType.	N	Content updated.
2.3.15.15 3D-Object Boolean Properties	Changed "fc3D bit" to "f3D bit" in the description for the fUsef3D field.	N	Content updated.
2.3.17.2 dgmStyle	Revised the description for the dgmStyle property to clarify its default value.	N	Content updated.
2.3.17.9 dgmConstrainBounds_complex	Updated description for dgmConstrainBounds_complex.	N	Content updated.
2.3.17.10 dgmBaseTextScale	Updated the note for the dgmBaseTextScale property.	N	Product behavior note updated.
2.3.22.10 Geometry Text Boolean Properties	Added descriptions for the values of the gtextFShrinkFit field.	N	Content updated.
2.3.23.14 pictureDbICrMod	Specified that the shadow color is used to modify the picture.	N	Content updated.
2.3.23.14 pictureDbICrMod	Removed the note for the pictureDbICrMod property.	N	Product behavior note removed.
2.3.23.22 movie	Removed the product behavior notes describing which products support this property.	N	Product behavior note removed.
2.3.23.23 movie_complex	Removed the product behavior notes describing which products support this property.	N	Product behavior note removed.
2.3.26.2 pInkData_complex	Revised the description for this property to include the type and corresponding reference link.	N	Content updated.
2.4.2 MSODGCID	Changed the description for the msodgcidCurvedStyle element from "...to an	N	Content updated.

Section	Tracking number (if applicable) and description	Major change (Y or N)	Change type
	arrow connector" to "...to a curved connector".		
3.1.1 DrawingContainer	Added a reference link for the DrawingContainer record.	N	Content updated.

7 Index

3D Object Style property
[c3DCrMod](#) 347
[c3DDiffuseAmt](#) 343
[c3DEdgeThickness](#) 345
[c3DExtrudeBackward](#) 346
[c3DExtrudeForward](#) 345
[c3DExtrusionColor](#) 347
[c3DExtrusionColorExt](#) 348
[c3DExtrusionColorExtMod](#) 349
[c3DShininess](#) 344
[c3DSpecularAmt](#) 343
[reserved646](#) 346
[reserved650](#) 348
[reserved652](#) 349
[reserved653](#) 350

3D Style property
[c3DAmbientIntensity](#) 361
[c3DFillIntensity](#) 365
[c3DFillX](#) 364
[c3DFillY](#) 364
[c3DFillZ](#) 365
[c3DKeyIntensity](#) 363
[c3DKeyX](#) 362
[c3DKeyY](#) 362
[c3DKeyZ](#) 363
[c3DOriginX](#) 359
[c3DOriginY](#) 360
[c3DRenderMode](#) 357
[c3DRotationAngle](#) 354
[c3DRotationAxisX](#) 353
[c3DRotationAxisY](#) 353
[c3DRotationAxisZ](#) 354
[c3DRotationCenterX](#) 355
[c3DRotationCenterY](#) 355
[c3DRotationCenterZ](#) 356
[c3DSkewAmount](#) 361
[c3DSkewAngle](#) 360
[c3DTolerance](#) 357
[c3DXRotationAngle](#) 352
[c3DXViewpoint](#) 358
[c3DYRotationAngle](#) 351
[c3DYViewpoint](#) 358
[c3DZViewpoint](#) 359

[3D-Object Style Boolean properties](#) 350

3D-Object Style property
[3D-Object Style Boolean properties](#) 350

[3D-Style Boolean properties](#) 366

3D-Style property
[3D-Style Boolean properties](#) 366
[Diagram Boolean properties](#) 389

A

[ADJH OfficeArtRecord type](#) 87
[adjust2Value geometry property](#) 175
[adjust3Value geometry property](#) 176
[adjust4Value geometry property](#) 177
[adjust5Value geometry property](#) 177

[adjust6Value geometry property](#) 178
[adjust7Value geometry property](#) 179
[adjust8Value geometry property](#) 179
[adjustValue geometry property](#) 175

Algorithm

[DataforVtHyperlink](#) 549

[alignHR group shape property](#) 152

[anchorText Text property](#) 404

[Applicability](#) 25

B

[Bit format overview](#) 24

[Blip Boolean properties](#) 436

Blip property

[Blip Boolean properties](#) 436

[cropFromBottom](#) 419

[cropFromLeft](#) 420

[cropFromRight](#) 420

[cropFromTop](#) 419

[movie](#) 430

[movie_complex](#) 430

[pib](#) 421

[pib_complex](#) 422

[pibFlags](#) 423

[pibName](#) 422

[pibName_complex](#) 423

[pibPrint](#) 427

[pibPrint_complex](#) 428

[pibPrintFlags](#) 429

[pibPrintName](#) 428

[pibPrintName_complex](#) 429

[pictureBrightness](#) 424

[pictureContrast](#) 424

[pictureDblCrMod](#) 426

[pictureFillCrMod](#) 426

[pictureId](#) 425

[pictureLineCrMod](#) 427

[pictureRecolor](#) 433

[pictureRecolorExt](#) 433

[pictureRecolorExtMod](#) 434

[pictureTransparent](#) 423

[pictureTransparentExt](#) 430

[pictureTransparentExtMod](#) 431

[reserved278](#) 431

[reserved280](#) 432

[reserved281](#) 432

[reserved284](#) 434

[reserved286](#) 435

[reserved287](#) 435

[borderBottomColor group shape property](#) 158

[borderLeftColor group shape property](#) 158

[borderRightColor group shape property](#) 158

[borderTopColor group shape property](#) 157

[Bottom Line Style Boolean properties](#) 321

Bottom Line Style property

[Bottom Line Style Boolean properties](#) 321

[lineBottomBackColor](#) 303

[lineBottomBackColorExt](#) 318
[lineBottomBackColorExtMod](#) 319
[lineBottomColor](#) 302
[lineBottomColorExt](#) 316
[lineBottomColorExtMod](#) 317
[lineBottomCrMod](#) 303
[lineBottomDashing](#) 310
[lineBottomDashStyle](#) 310
[lineBottomDashStyle_complex](#) 311
[lineBottomEndArrowhead](#) 312
[lineBottomEndArrowLength](#) 314
[lineBottomEndArrowWidth](#) 314
[lineBottomEndCapStyle](#) 315
[lineBottomFillBlip](#) 304
[lineBottomFillBlip_complex](#) 305
[lineBottomFillBlipFlags](#) 306
[lineBottomFillBlipName](#) 305
[lineBottomFillBlipName_complex](#) 306
[lineBottomFillDzType](#) 308
[lineBottomFillHeight](#) 307
[lineBottomFillWidth](#) 307
[lineBottomJoinStyle](#) 315
[lineBottomMiterLimit](#) 309
[lineBottomOpacity](#) 302
[lineBottomStartArrowhead](#) 311
[lineBottomStartArrowLength](#) 313
[lineBottomStartArrowWidth](#) 313
[lineBottomStyle](#) 309
[lineBottomType](#) 304
[lineBottomWidth](#) 308
[reserved1562](#) 316
[reserved1564](#) 317
[reserved1566](#) 318
[reserved1568](#) 319
[reserved1569](#) 320
[reserved1570](#) 320
[bottom Transform property](#) 392
[bWMode shape property](#) 101
[bWModeBW shape property](#) 102
[bwModePureBW shape property](#) 101

C

[c3DAmbientIntensity 3D Style property](#) 361
[c3DCrMod Perspective Style property](#) 347
[c3DDiffuseAmt Perspective Style property](#) 343
[c3DEdgeThickness Perspective Style property](#) 345
[c3DExtrudeBackward Perspective Style property](#) 346
[c3DExtrudeForward Perspective Style property](#) 345
[c3DExtrusionColor Perspective Style property](#) 347
[c3DExtrusionColorExt Perspective Style property](#) 348
[c3DExtrusionColorExtMod Perspective Style property](#) 349
[c3DFillIntensity 3D Style property](#) 365
[c3DFillX 3D Style property](#) 364
[c3DFillY 3D Style property](#) 364
[c3DFillZ 3D Style property](#) 365
[c3DKeyIntensity 3D Style property](#) 363
[c3DKeyX 3D Style property](#) 362
[c3DKeyY 3D Style property](#) 362
[c3DKeyZ 3D Style property](#) 363
[c3DOriginX 3D Style property](#) 359
[c3DOriginY 3D Style property](#) 360
[c3DRenderMode 3D Style property](#) 357
[c3DRotationAngle 3D Style property](#) 354
[c3DRotationAxisX 3D Style property](#) 353
[c3DRotationAxisY 3D Style property](#) 353
[c3DRotationAxisZ 3D Style property](#) 354
[c3DRotationCenterX 3D Style property](#) 355
[c3DRotationCenterY 3D Style property](#) 355
[c3DRotationCenterZ 3D Style property](#) 356
[c3DShininess Perspective Style property](#) 344
[c3DSkewAmount 3D Style property](#) 361
[c3DSkewAngle 3D Style property](#) 360
[c3DSpecularAmt Perspective Style property](#) 343
[c3DTolerance 3D Style property](#) 357
[c3DXRotationAngle 3D Style property](#) 352
[c3DXViewpoint 3D Style property](#) 358
[c3DYRotationAngle 3D Style property](#) 351
[c3DYViewpoint 3D Style property](#) 358
[c3DZViewpoint 3D Style property](#) 359
[Callout Boolean properties](#) 113
 Callout property
 [Callout Boolean properties](#) 113
 [dxyCalloutDropSpecified](#) 112
 [dxyCalloutGap](#) 109
 [dxyCalloutLengthSpecified](#) 112
 [spcoa](#) 110
 [spcod](#) 111
 [unused832](#) 109
[cdirFont Text property](#) 405
[Change tracking](#) 609
[Container overview](#) 24
[cropFromBottom Blip property](#) 419
[cropFromLeft Blip property](#) 420
[cropFromRight Blip property](#) 420
[cropFromTop Blip property](#) 419
 CustomOfficeArt types
 [FRID](#) 27
 [MSODGID](#) 27
 [MSOFO](#) 27
 [MSOSPID](#) 27
[cxk geometry property \(section 2.3.6.30 188, section 3.1.3 552\)](#)
[cxstyle shape property](#) 100

D

[Data for VtHyperlink algorithm](#) 549
 Details
 [3D Object property](#) 343
 [3D Style property](#) 351
 [Blip property](#) 419
 [Bottom Line Style property](#) 301
 [callout property](#) 109
 [CustomOfficeArt types](#) 27
 [Diagram property](#) 368
 [Fill Style property](#) 190
 [Geometry property](#) 170
 [Geometry Text property](#) 409
 [group shape 2 property](#) 165
 [group shape property](#) 115

[Ink property](#) 453
[Left Line Style property](#) 237
[Line Style property](#) 215
[OfficeArtRecord type](#) 27
[Perspective Style property](#) 335
[Properties](#) 96
[Protection property](#) 398
[Relative Transform property](#) 394
[Right Line Style property](#) 280
[Shadow Style property](#) 323
[shape property](#) 100
[Signature Line property](#) 455
[Text property](#) 400
[Top Line Style property](#) 258
[Transform property](#) 390
[Unknown HTML property](#) 437
[Web Component property](#) 450
[dgmBaseTextScale Diagram property](#) 389
[dgmConstrainBounds Diagram property](#) 388
[dgmConstrainBounds complex Diagram property](#) 388
[dgmDefaultFontSize Diagram property](#) 387
[dgmLayout shape property](#) 103
[dgmLayoutMRU shape property](#) 105
[dgmNodeKind shape property](#) 103
[dgmScaleX Diagram property](#) 386
[dgmScaleY Diagram property](#) 387
[dgmStyle Diagram property](#) 368
[dgmt Diagram property](#) 368
[dhgt group shape property](#) 162
[Diagram Boolean properties](#) 389
[Diagram example](#) 550
[overview](#) 550
Diagram property
[dgmBaseTextScale](#) 389
[dgmConstrainBounds](#) 388
[dgmConstrainBounds complex](#) 388
[dgmDefaultFontSize](#) 387
[dgmScaleX](#) 386
[dgmScaleY](#) 387
[dgmStyle](#) 368
[dgmt](#) 368
[pRelationTbl](#) 385
[pRelationTbl complex](#) 386
[DrawingContainer diagram example](#) 551
[dxHeightHR group shape property](#) 154
[dxTextBottom Text property](#) 403
[dxTextLeft Text property](#) 401
[dxTextRight Text property](#) 402
[dxWidthHR group shape property](#) 154
[dxWrapDistBottom group shape property](#) 120
[dxWrapDistLeft group shape property](#) 118
[dxWrapDistRight group shape property](#) 120
[dxyCalloutDropSpecified callout property](#) 112
[dxyCalloutGap callout property](#) 109
[dxyCalloutLengthSpecified callout property](#) 112
[dyTextTop Text property](#) 402
[dyWrapDistTop group shape property](#) 119
E
Enumeration

[MSO3DRENDERMODE](#) 505
[MSOANCHOR](#) 490
[MSOBLIPFLAGS](#) 494
[MSOBLIPTYPE](#) 464
[MSOBWMODE](#) 540
[MSOCDIR](#) 494
[MSOCTXK](#) 495
[MSOCTXSTYLE](#) 540
[MSODGCID](#) 465
[MSODGMLO](#) 543
[MSODGMT](#) 541
[MSODGSLK](#) 543
[MSODZTYPE](#) 498
[MSOFILLTYPE](#) 496
[MSOLINECAP](#) 503
[MSOLINEDASHING](#) 500
[MSOLINEEND](#) 501
[MSOLINEENDLENGTH](#) 502
[MSOLINEENDWIDTH](#) 502
[MSOLINEJOIN](#) 502
[MSOLINESTYLE](#) 499
[MSOLINETYPE](#) 499
[MSOPATHESCAPE](#) 546
[MSOPATHTYPE](#) 545
[MSOSHADOWTYPE](#) 503
[MSOSHAPETHICKNESS](#) 495
[MSOSPT](#) 506
[MSOTXDIR](#) 494
[MSOTXFL](#) 492
[MSOWRAPMODE](#) 489
[MSOXMLFORMTYPE](#) 505
[equationXML shape property](#) 106
[equationXML complex shape property](#) 106
[Examples](#) 550
[Diagram](#) 550
[overview](#) 550
[Shape Properties](#) 590
[overview](#) 590
[Extended colors overview](#) 24
F
[Fields - vendor-extensible](#) 25
[Fill Style Boolean properties](#) 214
Fill Style property
[Fill Style Boolean properties](#) 214
[fillAngle](#) 198
[fillBackColor](#) 193
[fillBackColorExt](#) 211
[fillBackColorExtMod](#) 212
[fillBackOpacity](#) 193
[fillBlip](#) 194
[fillBlip complex](#) 195
[fillBlipFlags](#) 196
[fillBlipName](#) 195
[fillBlipName complex](#) 196
[fillColor](#) 191
[fillColorExt](#) 209
[fillColorExtMod](#) 210
[fillCrMod](#) 194
[fillDzType](#) 204
[fillFocus](#) 198

[fillHeight](#) 197
[fillOpacity](#) 192
[fillOriginX](#) 206
[fillOriginY](#) 207
[fillRectBottom](#) 204
[fillRectLeft](#) 202
[fillRectRight](#) 203
[fillRectTop](#) 203
[fillShadeColors](#) 205
[fillShadeColors_complex](#) 206
[fillShadePreset](#) 205
[fillShadeType](#) 209
[fillShapeOriginX](#) 207
[fillShapeOriginY](#) 208
[fillToBottom](#) 202
[fillToLeft](#) 199
[fillToRight](#) 201
[fillToTop](#) 201
[fillType](#) 190
[fillWidth](#) 197
[reserved415](#) 210
[reserved417](#) 211
[reserved419](#) 211
[reserved421](#) 212
[reserved422](#) 213
[reserved423](#) 213
[fillAngle Fill Style property](#) 198
[fillBackColor Fill Style property](#) 193
[fillBackColorExt Fill Style property](#) 211
[fillBackColorExtMod Fill Style property](#) 212
[fillBackOpacity Fill Style property](#) 193
[fillBlip Fill Style property](#) 194
[fillBlip_complex Fill Style property](#) 195
[fillBlipFlags Fill Style property](#) 196
[fillBlipName Fill Style property](#) 195
[fillBlipName_complex Fill Style property](#) 196
[fillColor Fill Style property](#) 191
[fillColorExt Fill Style property](#) 209
[fillColorExtMod Fill Style property](#) 210
[fillCrMod Fill Style property](#) 194
[fillDzType Fill Style property](#) 204
[fillFocus Fill Style property](#) 198
[fillHeight Fill Style property](#) 197
[fillOpacity Fill Style property](#) 192
[fillOriginX Fill Style property](#) 206
[fillOriginY Fill Style property](#) 207
[fillRectBottom Fill Style property](#) 204
[fillRectLeft Fill Style property](#) 202
[fillRectRight Fill Style property](#) 203
[fillRectTop Fill Style property](#) 203
[fillShadeColors Fill Style property](#) 205
[fillShadeColors_complex Fill Style property](#) 206
[fillShadePreset Fill Style property](#) 205
[fillShadeType Fill Style property](#) 209
[fillShapeOriginX Fill Style property](#) 207
[fillShapeOriginY Fill Style property](#) 208
[fillToBottom Fill Style property](#) 202
[fillToLeft Fill Style property](#) 199
[fillToRight Fill Style property](#) 201
[fillToTop Fill Style property](#) 201
[fillType Fill Style property](#) 190

[fillWidth Fill Style property](#) 197
[FRID CustomOfficeArt type](#) 27

G

[geoBottom geometry property](#) 171
[geoLeft geometry property](#) 170
[Geometry Boolean properties](#) 189
 Geometry property
 [adjust2Value](#) 175
 [adjust3Value](#) 176
 [adjust4Value](#) 177
 [adjust5Value](#) 177
 [adjust6Value](#) 178
 [adjust7Value](#) 179
 [adjust8Value](#) 179
 [adjustValue](#) 175
 cxk ([section 2.3.6.30](#) 188, [section 3.1.3](#) 552)
 [geoBottom](#) 171
 [geoLeft](#) 170
 [Geometry Boolean properties](#) 189
 [geoRight](#) 171
 [geoTop](#) 170
 [pAdjustHandles](#) 185
 [pAdjustHandles_complex](#) 186
 [pConnectionSites](#) 180
 [pConnectionSites_complex](#) 181
 [pConnectionSitesDir](#) 181
 [pConnectionSitesDir_complex](#) 182
 [pGuides](#) 186
 [pGuides_complex](#) 186
 [pInscribe](#) 187
 [pInscribe_complex](#) 187
 [pSegmentInfo](#) 174
 [pSegmentInfo_complex](#) 174
 [pVertices](#) 173
 [pVertices_complex](#) 173
 [shapePath](#) 172
 [xLimo](#) 182
 [yLimo](#) 183
[Geometry Text Boolean properties](#) 414
 Geometry Text property
 [Geometry Text Boolean properties](#) 414
 [gtextAlign](#) 410
 [gtextCSSFont](#) 413
 [gtextCSSFont_complex](#) 414
 [gtextFont](#) 412
 [gtextFont_complex](#) 413
 [gtextSize](#) 411
 [gtextSpacing](#) 412
 [gtextUNICODE](#) 409
 [gtextUNICODE_complex](#) 409
[geoRight geometry property](#) 171
[geoTop geometry property](#) 170
[Glossary](#) 18
 Group Shape 2 property
 [pctHoriz](#) 166
 [pctHorizPos](#) 167
 [pctVert](#) 166
 [pctVertPos](#) 167
 [sizerelh](#) 168
 [sizerelv](#) 169

[Group Shape Boolean properties](#) 163

Group Shape property

- [alignHR](#) 152
- [borderBottomColor](#) 158
- [borderLeftColor](#) 158
- [borderRightColor](#) 158
- [borderTopColor](#) 157
- [dhqt](#) 162
- [dxHeightHR](#) 154
- [dxWidthHR](#) 154
- [dxWrapDistBottom](#) 120
- [dxWrapDistLeft](#) 118
- [dxWrapDistRight](#) 120
- [dyWrapDistTop](#) 119
- [lidRegroup](#) 121
- [metroBlob](#) 161
- [metroBlob_complex](#) 162
- [pctHR](#) 151
- [pihlShape](#) 117
- [pihlShape_complex](#) 117
- [posh](#) 123
- [posrelh](#) 124
- [posrelv](#) 138
- [posv](#) 137
- [pWrapPolygonVertices](#) 117
- [pWrapPolygonVertices_complex](#) 118
- [scriptLang](#) 155
- [tableProperties](#) 159
- [tableRowProperties](#) 159
- [tableRowProperties_complex](#) 160
- [unused906](#) 121
- [wzDescription](#) 116
- [wzDescription_complex](#) 116
- [wzName](#) 115
- [wzName_complex](#) 115
- [wzScript](#) 122
- [wzScript_complex](#) 123
- [wzScriptExtAttr](#) 155
- [wzScriptExtAttr_complex](#) 155
- [wzScriptLangAttr](#) 156
- [wzScriptLangAttr_complex](#) 157
- [wzTooltip](#) 121
- [wzTooltip_complex](#) 122
- [wzWebBot](#) 160
- [wzWebBot_complex](#) 161
- [qtextAlign Geometry Text property](#) 410
- [qtextCSSFont Geometry Text property](#) 413
- [qtextCSSFont_complex Geometry Text property](#) 414
- [qtextFont Geometry Text property](#) 412
- [qtextFont_complex Geometry Text property](#) 413
- [qtextSize Geometry Text property](#) 411
- [qtextSpacing Geometry Text property](#) 412
- [qtextUNICODE Geometry Text property](#) 409
- [qtextUNICODE_complex Geometry Text property](#) 409
- [qvPage Transform property](#) 393
- [qvRelPage Relative Transform property](#) 397

H

[hspMaster shape property](#) 100

[hspNext Text property](#) 406

I

- [idDiscussAnchor shape property](#) 102
- [IHlink OfficeArtRecord type](#) 95
- [Implementer - security considerations](#) 600
- [IMsoArray OfficeArtRecord type](#) 85
- [IMsoInkData OfficeArtRecord type](#) 85
- [Informative references](#) 21
- [Ink Boolean properties](#) 454
- Ink property
 - [Ink Boolean properties](#) 454
 - [pInkData](#) 453
 - [pInkData_complex](#) 454
- [Introduction](#) 18

L

- [Left Line Style Boolean properties](#) 256
- Left Line Style property
 - [Left Line Style Boolean properties](#) 256
 - [lineLeftBackColor](#) 238
 - [lineLeftBackColorExt](#) 253
 - [lineLeftBackColorExtMod](#) 254
 - [lineLeftColor](#) 237
 - [lineLeftColorExt](#) 251
 - [lineLeftColorExtMod](#) 252
 - [lineLeftCrMod](#) 239
 - [lineLeftDashing](#) 245
 - [lineLeftDashStyle](#) 246
 - [lineLeftDashStyle_complex](#) 247
 - [lineLeftEndArrowhead](#) 247
 - [lineLeftEndArrowLength](#) 250
 - [lineLeftEndArrowWidth](#) 249
 - [lineLeftEndCapStyle](#) 251
 - [lineLeftFillBlip](#) 240
 - [lineLeftFillBlip_complex](#) 240
 - [lineLeftFillBlipFlags](#) 242
 - [lineLeftFillBlipName](#) 241
 - [lineLeftFillBlipName_complex](#) 241
 - [lineLeftFillDzType](#) 243
 - [lineLeftFillHeight](#) 243
 - [lineLeftFillWidth](#) 242
 - [lineLeftJoinStyle](#) 250
 - [lineLeftMiterLimit](#) 244
 - [lineLeftOpacity](#) 238
 - [lineLeftStartArrowhead](#) 247
 - [lineLeftStartArrowLength](#) 249
 - [lineLeftStartArrowWidth](#) 248
 - [lineLeftStyle](#) 245
 - [lineLeftType](#) 239
 - [lineLeftWidth](#) 244
- [left Transform property](#) 391
- [lidRegroup group shape property](#) 121
- [Line Style Boolean properties](#) 235
- Line Style property
 - [Line Style Boolean properties](#) 235
 - [lineBackColor](#) 217
 - [lineBackColorExt](#) 232
 - [lineBackColorExtMod](#) 233
 - [lineColor](#) 216

[lineColorExt](#) 230
[lineColorExtMod](#) 231
[lineCrMod](#) 217
[lineDashing](#) 224
[lineDashStyle](#) 225
[lineDashStyle_complex](#) 226
[lineEndArrowhead](#) 227
[lineEndArrowLength](#) 229
[lineEndArrowWidth](#) 228
[lineEndCapStyle](#) 230
[lineFillBlip](#) 218
[lineFillBlip_complex](#) 219
[lineFillBlipFlags](#) 220
[lineFillBlipName](#) 219
[lineFillBlipName_complex](#) 220
[lineFillDzType](#) 222
[lineFillHeight](#) 221
[lineFillWidth](#) 221
[lineJoinStyle](#) 229
[lineMiterLimit](#) 223
[lineOpacity](#) 216
[lineStartArrowhead](#) 226
[lineStartArrowLength](#) 228
[lineStartArrowWidth](#) 227
[lineStyle](#) 224
[lineType](#) 218
[lineWidth](#) 222
[reserved1370](#) 252
[reserved1372](#) 253
[reserved1374](#) 254
[reserved1376](#) 255
[reserved1377](#) 255
[reserved1378](#) 255
[reserved474](#) 231
[reserved476](#) ([section 2.3.8.31](#) 232, [section 2.3.10.31](#) 274)
[reserved478](#) 232
[reserved480](#) 233
[reserved481](#) 234
[reserved482](#) 234
[lineBackColor](#) [Line Style property](#) 217
[lineBackColorExt](#) [Line Style property](#) 232
[lineBackColorExtMod](#) [Line Style property](#) 233
[lineBottomBackColor](#) [Bottom Line Style property](#) 303
[lineBottomBackColorExt](#) [Bottom Line Style property](#) 318
[lineBottomBackColorExtMod](#) [Bottom Line Style property](#) 319
[lineBottomColor](#) [Bottom Line Style property](#) 302
[lineBottomColorExt](#) [Bottom Line Style property](#) 316
[lineBottomColorExtMod](#) [Bottom Line Style property](#) 317
[lineBottomCrMod](#) [Bottom Line Style property](#) 303
[lineBottomDashing](#) [Bottom Line Style property](#) 310
[lineBottomDashStyle](#) [Bottom Line Style property](#) 310
[lineBottomDashStyle_complex](#) [Bottom Line Style property](#) 311
[lineBottomEndArrowhead](#) [Bottom Line Style property](#) 312
[lineBottomEndArrowLength](#) [Bottom Line Style property](#) 314
[lineBottomEndArrowWidth](#) [Bottom Line Style property](#) 314
[lineBottomEndCapStyle](#) [Bottom Line Style property](#) 315
[lineBottomFillBlip](#) [Bottom Line Style property](#) 304
[lineBottomFillBlip_complex](#) [Bottom Line Style property](#) 305
[lineBottomFillBlipFlags](#) [Bottom Line Style property](#) 306
[lineBottomFillBlipName](#) [Bottom Line Style property](#) 305
[lineBottomFillBlipName_complex](#) [Bottom Line Style property](#) 306
[lineBottomFillDzType](#) [Bottom Line Style property](#) 308
[lineBottomFillHeight](#) [Bottom Line Style property](#) 307
[lineBottomFillWidth](#) [Bottom Line Style property](#) 307
[lineBottomJoinStyle](#) [Bottom Line Style property](#) 315
[lineBottomMiterLimit](#) [Bottom Line Style property](#) 309
[lineBottomOpacity](#) [Bottom Line Style property](#) 302
[lineBottomStartArrowhead](#) [Bottom Line Style property](#) 311
[lineBottomStartArrowLength](#) [Bottom Line Style property](#) 313
[lineBottomStartArrowWidth](#) [Bottom Line Style property](#) 313
[lineBottomStyle](#) [Bottom Line Style property](#) 309
[lineBottomType](#) [Bottom Line Style property](#) 304
[lineBottomWidth](#) [Bottom Line Style property](#) 308
[lineColor](#) [Line Style property](#) 216
[lineColorExt](#) [Line Style property](#) 230
[lineColorExtMod](#) [Line Style property](#) 231
[lineCrMod](#) [Line Style property](#) 217
[lineDashing](#) [Line Style property](#) 224
[lineDashStyle](#) [Line Style property](#) 225
[lineDashStyle_complex](#) [Line Style property](#) 226
[lineEndArrowhead](#) [Line Style property](#) 227
[lineEndArrowLength](#) [Line Style property](#) 229
[lineEndArrowWidth](#) [Line Style property](#) 228
[lineEndCapStyle](#) [Line Style property](#) 230
[lineFillBlip](#) [Line Style property](#) 218
[lineFillBlip_complex](#) [Line Style property](#) 219
[lineFillBlipFlags](#) [Line Style property](#) 220
[lineFillBlipName](#) [Line Style property](#) 219
[lineFillBlipName_complex](#) [Line Style property](#) 220
[lineFillDzType](#) [Line Style property](#) 222
[lineFillHeight](#) [Line Style property](#) 221
[lineFillWidth](#) [Line Style property](#) 221
[lineJoinStyle](#) [Line Style property](#) 229
[lineLeftBackColor](#) [Left Line Style property](#) 238
[lineLeftBackColorExt](#) [Left Line Style property](#) 253
[lineLeftBackColorExtMod](#) [Left Line Style property](#) 254
[lineLeftColor](#) [Left Line Style property](#) 237
[lineLeftColorExt](#) [Left Line Style property](#) 251
[lineLeftColorExtMod](#) [Left Line Style property](#) 252
[lineLeftCrMod](#) [Left Line Style property](#) 239
[lineLeftDashing](#) [Left Line Style property](#) 245

[lineLeftDashStyle Left Line Style property](#) 246
[lineLeftDashStyle complex Left Line Style property](#) 247
[lineLeftEndArrowhead Left Line Style property](#) 247
[lineLeftEndArrowLength Left Line Style property](#) 250
[lineLeftEndArrowWidth Left Line Style property](#) 249
[lineLeftEndCapStyle Left Line Style property](#) 251
[lineLeftFillBlip Left Line Style property](#) 240
[lineLeftFillBlip complex Left Line Style property](#) 240
[lineLeftFillBlipFlags Left Line Style property](#) 242
[lineLeftFillBlipName Left Line Style property](#) 241
[lineLeftFillBlipName complex Left Line Style property](#) 241
[lineLeftFillDzType Left Line Style property](#) 243
[lineLeftFillHeight Left Line Style property](#) 243
[lineLeftFillWidth Left Line Style property](#) 242
[lineLeftJoinStyle Left Line Style property](#) 250
[lineLeftMiterLimit Left Line Style property](#) 244
[lineLeftOpacity Left Line Style property](#) 238
[lineLeftStartArrowhead Left Line Style property](#) 247
[lineLeftStartArrowLength Left Line Style property](#) 249
[lineLeftStartArrowWidth Left Line Style property](#) 248
[lineLeftStyle Left Line Style property](#) 245
[lineLeftType Left Line Style property](#) 239
[lineLeftWidth Left Line Style property](#) 244
[lineMiterLimit Line Style property](#) 223
[lineOpacity Line Style property](#) 216
[lineRightBackColor Right Line Style property](#) 281
[lineRightBackColorExt Right Line Style property](#) 296
[lineRightBackColorExtMod Right Line Style property](#) 297
[lineRightColor Right Line Style property](#) 280
[lineRightColorExt Right Line Style property](#) 294
[lineRightColorExtMod Right Line Style property](#) 295
[lineRightCrMod Right Line Style property](#) 282
[lineRightDashing Right Line Style property](#) 289
[lineRightDashStyle Right Line Style property](#) 289
[lineRightDashStyle complex Right Line Style property](#) 290
[lineRightEndArrowhead Right Line Style property](#) 291
[lineRightEndArrowLength Right Line Style property](#) 293
[lineRightEndArrowWidth Right Line Style property](#) 292
[lineRightEndCapStyle Right Line Style property](#) 294
[lineRightFillBlip Right Line Style property](#) 283
[lineRightFillBlip complex Right Line Style property](#) 283
[lineRightFillBlipFlags Right Line Style property](#) 285
[lineRightFillBlipName Right Line Style property](#) 284
[lineRightFillBlipName complex Right Line Style property](#) 284
[lineRightFillDzType Right Line Style property](#) 286
[lineRightFillHeight Right Line Style property](#) 286
[lineRightFillWidth Right Line Style property](#) 285
[lineRightJoinStyle Right Line Style property](#) 293
[lineRightMiterLimit Right Line Style property](#) 288
[lineRightOpacity Right Line Style property](#) 281
[lineRightStartArrowhead Right Line Style property](#) 290
[lineRightStartArrowLength Right Line Style property](#) 292
[lineRightStartArrowWidth Right Line Style property](#) 291
[lineRightStyle Right Line Style property](#) 288
[lineRightType Right Line Style property](#) 282
[lineRightWidth Right Line Style property](#) 287
[lineStartArrowhead Line Style property](#) 226
[lineStartArrowLength Line Style property](#) 228
[lineStartArrowWidth Line Style property](#) 227
[lineStyle Line Style property](#) 224
[lineTopBackColor Top Line Style property](#) 260
[lineTopBackColorExt Top Line Style property](#) 275
[lineTopBackColorExtMod Top Line Style property](#) 276
[lineTopColor Top Line Style property](#) 259
[lineTopColorExt Top Line Style property](#) 273
[lineTopColorExtMod Top Line Style property](#) 274
[lineTopCrMod Top Line Style property](#) 260
[lineTopDashing Top Line Style property](#) 267
[lineTopDashStyle Top Line Style property](#) 267
[lineTopDashStyle complex Top Line Style property](#) 268
[lineTopEndArrowhead Top Line Style property](#) 269
[lineTopEndArrowLength Top Line Style property](#) 271
[lineTopEndArrowWidth Top Line Style property](#) 271
[lineTopEndCapStyle Top Line Style property](#) 272
[lineTopFillBlip Top Line Style property](#) 261
[lineTopFillBlip complex Top Line Style property](#) 262
[lineTopFillBlipFlags Top Line Style property](#) 263
[lineTopFillBlipName Top Line Style property](#) 262
[lineTopFillBlipName complex Top Line Style property](#) 263
[lineTopFillDzType Top Line Style property](#) 265
[lineTopFillHeight Top Line Style property](#) 264
[lineTopFillWidth Top Line Style property](#) 264
[lineTopJoinStyle Top Line Style property](#) 272
[lineTopMiterLimit Top Line Style property](#) 266
[lineTopOpacity Top Line Style property](#) 259
[lineTopStartArrowhead Top Line Style property](#) 268
[lineTopStartArrowLength Top Line Style property](#) 270
[lineTopStartArrowWidth Top Line Style property](#) 269
[lineTopStyle Top Line Style property](#) 266
[lineTopType Top Line Style property](#) 261
[lineTopWidth Top Line Style property](#) 265
[lineType Line Style property](#) 218
[lineWidth Line Style property](#) 222
[Localization](#) 25
[ITxid Text property](#) 401

M

[metroBlob group shape property](#) 161
[metroBlob complex group shape property](#) 162
[movie Blip property](#) 430
[movie complex Blip property](#) 430
[MSO3DRENDERERTYPE enumeration](#) 505
[MSOANCHOR enumeration](#) 490
[MSOBLIPFLAGS enumeration](#) 494

[MSOBLIPTYPE enumeration](#) 464
[MSOBWMODE enumeration](#) 540
[MSOCDIR enumeration](#) 494
[MSOCOLORMODUNDEFINED OfficeArtRecord type](#)
 32
[MSOCR OfficeArtRecord type](#) 80
[MSOCXK enumeration](#) 495
[MSOCXSTYLE enumeration](#) 540
[MSODGCID enumeration](#) 465
[MSODGID CustomOfficeArt type](#) 27
[MSODGMLO enumeration](#) 543
[MSODGMT enumeration](#) 541
[MSODGSLK enumeration](#) 543
[MSODZTYPE enumeration](#) 498
[MSOFILLTYPE enumeration](#) 496
[MSOFO CustomOfficeArt type](#) 27
[MSOLINECAP enumeration](#) 503
[MSOLINEDASHING enumeration](#) 500
[MSOLINEEND enumeration](#) 501
[MSOLINEENDLENGTH enumeration](#) 502
[MSOLINEENDWIDTH enumeration](#) 502
[MSOLINEJOIN enumeration](#) 502
[MSOLINESTYLE enumeration](#) 499
[MSOLINETYPE enumeration](#) 499
[MSOPATHESCAPE enumeration](#) 546
[MSOPATHESCAPEINFO OfficeArtRecord type](#) 86
[MSOPATHINFO OfficeArtRecord type](#) 86
[MSOPATHTYPE enumeration](#) 545
[MSOSHADE OfficeArtRecord type](#) 31
[MSOSHADECOLOR OfficeArtRecord type](#) 95
[MSOSHADETYPE OfficeArtRecord type](#) 84
[MSOSHADOWTYPE enumeration](#) 503
[MSOSHAPEPATH enumeration](#) 495
[MSOSPID CustomOfficeArt type](#) 27
[MSOSPT enumeration](#) 506
[MSOTINT OfficeArtRecord type](#) 32
[MSOTINTSHADE OfficeArtRecord type](#) 32
[MSOTXDIR enumeration](#) 494
[MSOTXFL enumeration](#) 492
[MSOWRAPMODE enumeration](#) 489
[MSOXFORMTYPE enumeration](#) 505

N

[Normative references](#) 21

O

[OfficeArtBlip OfficeArtRecord type](#) 60
[OfficeArtBlipDIB OfficeArtRecord type](#) 66
[OfficeArtBlipEMF OfficeArtRecord type](#) 61
[OfficeArtBlipJPEG OfficeArtRecord type](#) 64
[OfficeArtBlipPICT OfficeArtRecord type](#) 63
[OfficeArtBlipPNG OfficeArtRecord type](#) 65
[OfficeArtBlipTIFF OfficeArtRecord type](#) 67
[OfficeArtBlipWMF OfficeArtRecord type](#) 62
[OfficeArtBStoreContainer OfficeArtRecord type](#) 59
[OfficeArtBStoreContainerFileBlock OfficeArtRecord type](#) 60
[OfficeArtBStoreDelay OfficeArtRecord type](#) 60
[OfficeArtChildAnchor OfficeArtRecord type](#) 76

[OfficeArtColorMRUContainer OfficeArtRecord type](#)
 80
[OfficeArtCOLORREF OfficeArtRecord type](#) 28
[OfficeArtDgContainer OfficeArtRecord type](#) 53
[OfficeArtDggContainer OfficeArtRecord type](#) 51
[OfficeArtFArcRule OfficeArtRecord type](#) 73
[OfficeArtFBSE OfficeArtRecord type](#) 69
[OfficeArtFCalloutRule OfficeArtRecord type](#) 72
[OfficeArtFConnectorRule OfficeArtRecord type](#) 73
[OfficeArtFDG diagram example](#) 552
[OfficeArtFDG OfficeArtRecord type](#) 83
[OfficeArtFDGG OfficeArtRecord type](#) 82
[OfficeArtFDGGBlock OfficeArtRecord type](#) 82
[OfficeArtFDGSL OfficeArtRecord type](#) 71
[OfficeArtFOPT OfficeArtRecord type](#) 35
[OfficeArtFOPTe OfficeArtRecord type](#) 33
[OfficeArtFOPTePID OfficeArtRecord type](#) 33
[OfficeArtFPSP OfficeArtRecord type](#) 74
[OfficeArtFRIT OfficeArtRecord type](#) 79
[OfficeArtFRITContainer OfficeArtRecord type](#) 78
[OfficeArtFSP OfficeArtRecord type](#) 77
[OfficeArtFSPGR OfficeArtRecord type](#) 75
[OfficeArtIDCL OfficeArtRecord type](#) 81
[OfficeArtInlineSpContainer OfficeArtRecord type](#) 57
[OfficeArtMetafileHeader OfficeArtRecord type](#) 68
 OfficeArtRecord type
[ADJH](#) 87
[IHlink](#) 95
[IMsoArray](#) 85
[IMsoInkData](#) 85
[MSOCOLORMODUNDEFINED](#) 32
[MSOCR](#) 80
[MSOPATHESCAPEINFO](#) 86
[MSOPATHINFO](#) 86
[MSOSHADE](#) 31
[MSOSHADECOLOR](#) 95
[MSOSHADETYPE](#) 84
[MSOTINT](#) 32
[MSOTINTSHADE](#) 32
[OfficeArtBlip](#) 60
[OfficeArtBlipDIB](#) 66
[OfficeArtBlipEMF](#) 61
[OfficeArtBlipJPEG](#) 64
[OfficeArtBlipPICT](#) 63
[OfficeArtBlipPNG](#) 65
[OfficeArtBlipTIFF](#) 67
[OfficeArtBlipWMF](#) 62
[OfficeArtBStoreContainer](#) 59
[OfficeArtBStoreContainerFileBlock](#) 60
[OfficeArtBStoreDelay](#) 60
[OfficeArtChildAnchor](#) 76
[OfficeArtColorMRUContainer](#) 80
[OfficeArtCOLORREF](#) 28
[OfficeArtDgContainer](#) 53
[OfficeArtDggContainer](#) 51
[OfficeArtFArcRule](#) 73
[OfficeArtFBSE](#) 69
[OfficeArtFCalloutRule](#) 72
[OfficeArtFConnectorRule](#) 73
[OfficeArtFDG](#) 83
[OfficeArtFDGG](#) 82

[OfficeArtFDGGBlock](#) 82
[OfficeArtFDGSL](#) 71
[OfficeArtFOPT](#) 35
[OfficeArtFOPTE](#) 33
[OfficeArtFOPTEOPID](#) 33
[OfficeArtFPSPL](#) 74
[OfficeArtFRIT](#) 79
[OfficeArtFRITContainer](#) 78
[OfficeArtFSP](#) 77
[OfficeArtFSPGR](#) 75
[OfficeArtIDCL](#) 81
[OfficeArtInlineSpContainer](#) 57
[OfficeArtMetafileHeader](#) 68
[OfficeArtRecordHeader](#) 27
[OfficeArtSecondaryFOPT](#) 43
[OfficeArtSolverContainer](#) 58
[OfficeArtSolverContainerFileBlock](#) 59
[OfficeArtSpContainer](#) 54
[OfficeArtSpgrContainer](#) 57
[OfficeArtSpgrContainerFileBlock](#) 58
[OfficeArtSplitMenuColorContainer](#) 81
[OfficeArtTertiaryFOPT](#) 44
[POINT](#) 86
[RECT](#) 87
[SG](#) 91
[TABLEFLAGS](#) 95
[OfficeArtRecordHeader OfficeArtRecord type](#) 27
[OfficeArtRGFOPTE properties](#) 99
[OfficeArtSecondaryFOPT OfficeArtRecord type](#) 43
[OfficeArtSolverContainer diagram example](#) 589
[OfficeArtSolverContainer OfficeArtRecord type](#) 58
[OfficeArtSolverContainerFileBlock OfficeArtRecord type](#) 59
[OfficeArtSpContainer diagram example](#) 587
[OfficeArtSpContainer OfficeArtRecord type](#) 54
[OfficeArtSpgrContainer diagram example](#) 552
[OfficeArtSpgrContainer OfficeArtRecord type](#) 57
[OfficeArtSpgrContainerFileBlock OfficeArtRecord type](#) 58
[OfficeArtSplitMenuColorContainer OfficeArtRecord type](#) 81
[OfficeArtTertiaryFOPT OfficeArtRecord type](#) 44
 Overview
 [bit format](#) 24
 [container](#) 24
 [extended colors](#) 24
 [properties](#) 24
 [record header](#) 23
 [records](#) 23
[Overview \(synopsis\)](#) 22

P

[pAdjustHandles geometry property](#) 185
[pAdjustHandles complex geometry property](#) 186
[pConnectionSites geometry property](#) 180
[pConnectionSites complex geometry property](#) 181
[pConnectionSitesDir geometry property](#) 181
[pConnectionSitesDir complex geometry property](#) 182
[pctHoriz group shape 2 property](#) 166
[pctHorizPos group shape 2 property](#) 167
[pctHR_group shape property](#) 151
[pctVert_group shape 2 property](#) 166
[pctVertPos_group shape 2 property](#) 167
[Perspective Style Boolean properties](#) 342
 Perspective Style property
 [Perspective Style Boolean properties](#) 342
 [perspectiveOffsetX](#) 336
 [perspectiveOffsetY](#) 337
 [perspectiveOriginX](#) 341
 [perspectiveOriginY](#) 342
 [perspectivePerspectiveX](#) 340
 [perspectivePerspectiveY](#) 340
 [perspectiveScaleXToX](#) 337
 [perspectiveScaleXToY](#) 338
 [perspectiveScaleYToX](#) 338
 [perspectiveScaleYToY](#) 339
 [perspectiveType](#) 336
 [perspectiveWeight](#) 341
[perspectiveOffsetX Perspective Style property](#) 336
[perspectiveOffsetY Perspective Style property](#) 337
[perspectiveOriginX Perspective Style property](#) 341
[perspectiveOriginY Perspective Style property](#) 342
[perspectivePerspectiveX Perspective Style property](#) 340
[perspectivePerspectiveY Perspective Style property](#) 340
[perspectiveScaleXToX Perspective Style property](#) 337
[perspectiveScaleXToY Perspective Style property](#) 338
[perspectiveScaleYToX Perspective Style property](#) 338
[perspectiveScaleYToY Perspective Style property](#) 339
[perspectiveType Perspective Style property](#) 336
[perspectiveWeight Perspective Style property](#) 341
[pGuides geometry property](#) 186
[pGuides complex geometry property](#) 186
[pib Blip property](#) 421
[pib complex Blip property](#) 422
[pibFlags Blip property](#) 423
[pibName Blip property](#) 422
[pibName complex Blip property](#) 423
[pibPrint Blip property](#) 427
[pibPrint complex Blip property](#) 428
[pibPrintFlags Blip property](#) 429
[pibPrintName Blip property](#) 428
[pibPrintName complex Blip property](#) 429
[pictureBrightness Blip property](#) 424
[pictureContrast Blip property](#) 424
[pictureDblCrMod Blip property](#) 426
[pictureFillCrMod Blip property](#) 426
[pictureId Blip property](#) 425
[pictureLineCrMod Blip property](#) 427
[pictureRecolor Blip property](#) 433
[pictureRecolorExt Blip property](#) 433
[pictureRecolorExtMod Blip property](#) 434
[pictureTransparent Blip property](#) 423
[pictureTransparentExt Blip property](#) 430
[pictureTransparentExtMod Blip property](#) 431
[pihShape group shape property](#) 117

[pihlShape_complex_group_shape_property](#) 117
[pInkData Ink property](#) 453
[pInkData_complex Ink property](#) 454
[pInscribe geometry property](#) 187
[pInscribe_complex_geometry_property](#) 187
[POINT OfficeArtRecord type](#) 86
[posh_group_shape_property](#) 123
[posrelh_group_shape_property](#) 124
[posrelv_group_shape_property](#) 138
[posv_group_shape_property](#) 137
[pRelationTbl Diagram property](#) 385
[pRelationTbl_complex_Diagram_property](#) 386
[Product behavior](#) 601
 Properties
 [OfficeArtRGFOPE](#) 99
[Properties overview](#) 24
[Protection Boolean properties](#) 398
[pSegmentInfo geometry property](#) 174
[pSegmentInfo_complex_geometry_property](#) 174
[pVertices geometry property](#) 173
[pVertices_complex_geometry_property](#) 173
[pWrapPolygonVertices_group_shape_property](#) 117
[pWrapPolygonVertices_complex_group_shape_property](#) 118

R

[Record header overview](#) 23
[Records overview](#) 23
[RECT OfficeArtRecord type](#) 87
[References](#) 21
 [informative](#) 21
 [normative](#) 21
[Relationship to protocols and other structures](#) 24
[Relative Transform Boolean properties](#) 398
 Relative Transform property
 [gvRelPage](#) 397
 [Relative Transform Boolean properties](#) 398
 [relBottom](#) 396
 [relLeft](#) 394
 [relRight](#) 395
 [relRotation](#) 396
 [relTop](#) 395
[relBottom Relative Transform property](#) 396
[relLeft Relative Transform property](#) 394
[relRight Relative Transform property](#) 395
[relRotation Relative Transform property](#) 396
[relTop Relative Transform property](#) 395
[reserved1370 Line Style property](#) 252
[reserved1372 Line Style property](#) 253
[reserved1374 Line Style property](#) 254
[reserved1376 Line Style property](#) 255
[reserved1377 Line Style property](#) 255
[reserved1378 Line Style property](#) 255
[reserved1434 Top Line Style property](#) 273
[reserved1436 Top Line Style property](#) 274
[reserved1438 Top Line Style property](#) 275
[reserved1440 Top Line Style property](#) 276
[reserved1441 Top Line Style property](#) 277
[reserved1442 Top Line Style property](#) 277
[reserved1498 Right Line Style property](#) 295

[reserved1500 Right Line Style property \(section 2.3.7.36 211, section 2.3.7.40 212, section 2.3.8.31 232, section 2.3.10.31 274, section 2.3.11.31 296, section 2.3.11.35 298\)](#)
[reserved1502 Right Line Style property](#) 297
[reserved1504 Right Line Style property \(section 2.3.7.36 211, section 2.3.7.40 212, section 2.3.8.31 232, section 2.3.10.31 274, section 2.3.11.35 298\)](#)
[reserved1505 Right Line Style property](#) 298
[reserved1506 Right Line Style property](#) 298
[reserved1562 Bottom Line Style property](#) 316
[reserved1564 Bottom Line Style property](#) 317
[reserved1566 Bottom Line Style property](#) 318
[reserved1568 Bottom Line Style property](#) 319
[reserved1569 Bottom Line Style property](#) 320
[reserved1570 Bottom Line Style property](#) 320
[reserved278 Blip property](#) 431
[reserved280 Blip property](#) 432
[reserved281 Blip property](#) 432
[reserved284 Blip property](#) 434
[reserved286 Blip property](#) 435
[reserved287 Blip property](#) 435
[reserved415 Fill Style property](#) 210
[reserved417 Fill Style property](#) 211
[reserved419 Fill Style property](#) 211
[reserved421 Fill Style property](#) 212
[reserved422 Fill Style property](#) 213
[reserved423 Fill Style property](#) 213
[reserved474 Line Style property](#) 231
[reserved476 Line Style property \(section 2.3.8.31 232, section 2.3.10.31 274\)](#)
[reserved478 Line Style property](#) 232
[reserved480 Line Style property](#) 233
[reserved481 Line Style property](#) 234
[reserved482 Line Style property](#) 234
[reserved531 Shadow Style property](#) 330
[reserved533 Shadow Style property \(section 2.3.7.36 211, section 2.3.7.40 212, section 2.3.8.31 232, section 2.3.10.31 274, section 2.3.13.15 331\)](#)
[reserved535 Shadow Style property](#) 332
[reserved537 Shadow Style property](#) 333
[reserved538 Shadow Style property](#) 333
[reserved539 Shadow Style property](#) 333
[reserved646 3D Object Style property](#) 346
[reserved650 3D Object Style property](#) 348
[reserved652 3D Object Style property](#) 349
[reserved653 3D Object Style property](#) 350
[Right Line Style Boolean properties](#) 299
 Right Line Style property
 [lineRightBackColor](#) 281
 [lineRightBackColorExt](#) 296
 [lineRightBackColorExtMod](#) 297
 [lineRightColor](#) 280
 [lineRightColorExt](#) 294
 [lineRightColorExtMod](#) 295
 [lineRightCrMod](#) 282
 [lineRightDashing](#) 289
 [lineRightDashStyle](#) 289
 [lineRightDashStyle_complex](#) 290

[lineRightEndArrowhead](#) 291
[lineRightEndArrowLength](#) 293
[lineRightEndArrowWidth](#) 292
[lineRightEndCapStyle](#) 294
[lineRightFillBlip](#) 283
[lineRightFillBlip_complex](#) 283
[lineRightFillBlipFlags](#) 285
[lineRightFillBlipName](#) 284
[lineRightFillBlipName_complex](#) 284
[lineRightFillDzType](#) 286
[lineRightFillHeight](#) 286
[lineRightFillWidth](#) 285
[lineRightJoinStyle](#) 293
[lineRightMiterLimit](#) 288
[lineRightOpacity](#) 281
[lineRightStartArrowhead](#) 290
[lineRightStartArrowLength](#) 292
[lineRightStartArrowWidth](#) 291
[lineRightStyle](#) 288
[lineRightType](#) 282
[lineRightWidth](#) 287
[reserved1498](#) 295
[reserved1500](#) ([section 2.3.7.36](#) 211, [section 2.3.7.40](#) 212, [section 2.3.8.31](#) 232, [section 2.3.10.31](#) 274, [section 2.3.11.31](#) 296, [section 2.3.11.35](#) 298)
[reserved1502](#) 297
[reserved1504](#) ([section 2.3.7.36](#) 211, [section 2.3.7.40](#) 212, [section 2.3.8.31](#) 232, [section 2.3.10.31](#) 274, [section 2.3.11.35](#) 298)
[reserved1505](#) 298
[reserved1506](#) 298
[Right Line Style Boolean properties](#) 299
[right Transform property](#) 391
[rotation Transform property](#) 392

S

[scriptLang group shape property](#) 155
[Security - implementer considerations](#) 600
[SG OfficeArtRecord type](#) 91
[Shadow Style Boolean properties](#) 334
[Shadow Style property](#)
[reserved531](#) 330
[reserved533](#) ([section 2.3.7.36](#) 211, [section 2.3.7.40](#) 212, [section 2.3.8.31](#) 232, [section 2.3.10.31](#) 274, [section 2.3.13.15](#) 331)
[reserved535](#) 332
[reserved537](#) 333
[reserved538](#) 333
[reserved539](#) 333
[Shadow Style Boolean properties](#) 334
[shadowColor](#) 324
[shadowColorExt](#) 329
[shadowColorExtMod](#) 330
[shadowCrMod](#) 325
[shadowHighlight](#) 324
[shadowHighlightExt](#) 331
[shadowHighlightExtMod](#) 332
[shadowOffsetX](#) 326
[shadowOffsetY](#) 326
[shadowOpacity](#) 325

[shadowOriginX](#) 328
[shadowOriginY](#) 329
[shadowSecondOffsetX](#) 327
[shadowSecondOffsetY](#) 327
[shadowSoftness](#) 334
[shadowType](#) 323
[shadowColor Shadow Style property](#) 324
[shadowColorExt Shadow Style property](#) 329
[shadowColorExtMod Shadow Style property](#) 330
[shadowCrMod Shadow Style property](#) 325
[shadowHighlight Shadow Style property](#) 324
[shadowHighlightExt Shadow Style property](#) 331
[shadowHighlightExtMod Shadow Style property](#) 332
[shadowOffsetX Shadow Style property](#) 326
[shadowOffsetY Shadow Style property](#) 326
[shadowOpacity Shadow Style property](#) 325
[shadowOriginX Shadow Style property](#) 328
[shadowOriginY Shadow Style property](#) 329
[shadowSecondOffsetX Shadow Style property](#) 327
[shadowSecondOffsetY Shadow Style property](#) 327
[shadowSoftness Shadow Style property](#) 334
[shadowType Shadow Style property](#) 323
[Shape Boolean properties](#) 107
[Shape Properties example](#) 590
[overview](#) 590
[Shape property](#)
[bWMode](#) 101
[bWModeBW](#) 102
[bWModePureBW](#) 101
[cxstyle](#) 100
[dgmLayout](#) 103
[dgmLayoutMRU](#) 105
[dgmNodeKind](#) 103
[equationXML](#) 106
[equationXML_complex](#) 106
[Group Shape Boolean properties](#) 163
[hspMaster](#) 100
[idDiscussAnchor](#) 102
[Shape Boolean properties](#) 107
[shapePath geometry property](#) 172
[Signature Line Boolean properties](#) 463
[Signature Line property](#)
[Signature Line Boolean properties](#) 463
[wzSigSetupAddlXml](#) 461
[wzSigSetupAddlXml_complex](#) 462
[wzSigSetupId](#) 455
[wzSigSetupId_complex](#) 456
[wzSigSetupProvId](#) 456
[wzSigSetupProvId_complex](#) 457
[wzSigSetupProvUrl](#) 462
[wzSigSetupProvUrl_complex](#) 462
[wzSigSetupSignInst](#) 460
[wzSigSetupSignInst_complex](#) 461
[wzSigSetupSuggSigner](#) 457
[wzSigSetupSuggSigner_complex](#) 458
[wzSigSetupSuggSigner2](#) 458
[wzSigSetupSuggSigner2_complex](#) 459
[wzSigSetupSuggSignerEmail](#) 459
[wzSigSetupSuggSignerEmail_complex](#) 460
[sizerelh group shape 2 property](#) 168
[sizerelv group shape 2 property](#) 169

[spcoa callout property](#) 110
[spcod callout property](#) 111

T

[TABLEFLAGS OfficeArtRecord type](#) 95
[tableProperties group shape property](#) 159
[tableRowProperties group shape property](#) 159
[tableRowProperties complex group shape property](#) 160

[Text Boolean properties](#) 407

Text property

[cdirFont](#) 405
[dxTextBottom](#) 403
[dxTextLeft](#) 401
[dxTextRight](#) 402
[dyTextTop](#) 402
[hspNext](#) 406
[lTxicid](#) 401
[Text Boolean properties](#) 407
[txdir](#) 406
[txflTextFlow](#) 405
[unused134](#) 404
[unused140](#) 407
[unused141](#) 407
[WrapText](#) 403

[Top Line Style Boolean properties](#) 278

Top Line Style property

[lineTopBackColor](#) 260
[lineTopBackColorExt](#) 275
[lineTopBackColorExtMod](#) 276
[lineTopColor](#) 259
[lineTopColorExt](#) 273
[lineTopColorExtMod](#) 274
[lineTopCrMod](#) 260
[lineTopDashing](#) 267
[lineTopDashStyle](#) 267
[lineTopDashStyle complex](#) 268
[lineTopEndArrowhead](#) 269
[lineTopEndArrowLength](#) 271
[lineTopEndArrowWidth](#) 271
[lineTopEndCapStyle](#) 272
[lineTopFillBlip](#) 261
[lineTopFillBlip complex](#) 262
[lineTopFillBlipFlags](#) 263
[lineTopFillBlipName](#) 262
[lineTopFillBlipName complex](#) 263
[lineTopFillDzType](#) 265
[lineTopFillHeight](#) 264
[lineTopFillWidth](#) 264
[lineTopJoinStyle](#) 272
[lineTopMiterLimit](#) 266
[lineTopOpacity](#) 259
[lineTopStartArrowhead](#) 268
[lineTopStartArrowLength](#) 270
[lineTopStartArrowWidth](#) 269
[lineTopStyle](#) 266
[lineTopType](#) 261
[lineTopWidth](#) 265
[reserved1434](#) 273
[reserved1436](#) 274
[reserved1438](#) 275

[reserved1440](#) 276
[reserved1441](#) 277
[reserved1442](#) 277
[Top Line Style Boolean properties](#) 278

[top Transform property](#) 391

[Tracking changes](#) 609

[Transform Boolean properties](#) 394

Transform property

[bottom](#) 392
[gvPage](#) 393
[left](#) 391
[right](#) 391
[rotation](#) 392
[top](#) 391
[Transform Boolean properties](#) 394
[txdir Text property](#) 406
[txflTextFlow Text property](#) 405

U

[Unknown HTML Boolean properties](#) 449

Unknown HTML property

[Unknown HTML Boolean properties](#) 449
[wzCalloutId](#) 445
[wzCalloutId complex](#) 446
[wzFillId](#) 438
[wzFillId complex](#) 439
[wzFormulaeId](#) 444
[wzFormulaeId complex](#) 444
[wzGTextId](#) 443
[wzGTextId complex](#) 443
[wzHandlesId](#) 444
[wzHandlesId complex](#) 445
[wzLineId](#) 437
[wzLineId complex](#) 438
[wzLockId](#) 446
[wzLockId complex](#) 447
[wzPathId](#) 440
[wzPathId complex](#) 441
[wzPerspectiveId](#) 442
[wzPerspectiveId complex](#) 442
[wzPictureId](#) 439
[wzPictureId complex](#) 440
[wzShadowId](#) 441
[wzShadowId complex](#) 442
[wzTextId](#) 447
[wzTextId complex](#) 448
[wzThreeDId](#) 448
[wzThreeDId complex](#) 449
[unused134 Text property](#) 404
[unused140 Text property](#) 407
[unused141 Text property](#) 407
[unused832 callout property](#) 109
[unused906 group shape property](#) 121

V

[Vendor-extensible fields](#) 25

[Versioning](#) 25

W

[Web Component Boolean properties](#) 452
 Web Component property
 [Web Component Boolean properties](#) 452
 [wzHtml](#) 450
 [wzHtml_complex](#) 450
 [wzName](#) 451
 [wzName_complex](#) 451
 [wzUrl](#) 452
 [wzUrl_complex](#) 452
[WrapText Text property](#) 403
[wzCalloutId Unknown HTML property](#) 445
[wzCalloutId_complex Unknown HTML property](#) 446
[wzDescription group shape property](#) 116
[wzDescription_complex group shape property](#) 116
[wzFillId Unknown HTML property](#) 438
[wzFillId_complex Unknown HTML property](#) 439
[wzFormulaeId Unknown HTML property](#) 444
[wzFormulaeId_complex Unknown HTML property](#) 444
[wzGtextId Unknown HTML property](#) 443
[wzGtextId_complex Unknown HTML property](#) 443
[wzHandlesId Unknown HTML property](#) 444
[wzHandlesId_complex Unknown HTML property](#) 445
[wzHtml Web Component property](#) 450
[wzHtml_complex Web Component property](#) 450
[wzLineId Unknown HTML property](#) 437
[wzLineId_complex Unknown HTML property](#) 438
[wzLockId Unknown HTML property](#) 446
[wzLockId_complex Unknown HTML property](#) 447
[wzName group shape property](#) 115
[wzName Web Component property](#) 451
[wzName_complex group shape property](#) 115
[wzName_complex Web Component property](#) 451
[wzPathId Unknown HTML property](#) 440
[wzPathId_complex Unknown HTML property](#) 441
[wzPerspectiveId Unknown HTML property](#) 442
[wzPerspectiveId_complex Unknown HTML property](#) 442
[wzPictureId Unknown HTML property](#) 439
[wzPictureId_complex Unknown HTML property](#) 440
[wzScript group shape property](#) 122
[wzScript_complex group shape property](#) 123
[wzScriptExtAttr group shape property](#) 155
[wzScriptExtAttr_complex group shape property](#) 155
[wzScriptLangAttr group shape property](#) 156
[wzScriptLangAttr_complex group shape property](#) 157
[wzShadowId Unknown HTML property](#) 441
[wzShadowId_complex Unknown HTML property](#) 442
[wzSigSetupAddlXml Signature Line property](#) 461
[wzSigSetupAddlXml_complex Signature Line property](#) 462
[wzSigSetupId Signature Line property](#) 455
[wzSigSetupId_complex Signature Line property](#) 456
[wzSigSetupProvId Signature Line property](#) 456
[wzSigSetupProvId_complex Signature Line property](#) 457
[wzSigSetupProvUrl Signature Line property](#) 462
[wzSigSetupProvUrl_complex Signature Line property](#) 462
[wzSigSetupSignInst Signature Line property](#) 460
[wzSigSetupSignInst_complex Signature Line property](#) 461
[wzSigSetupSuggSigner Signature Line property](#) 457
[wzSigSetupSuggSigner_complex Signature Line property](#) 458
[wzSigSetupSuggSigner2 Signature Line property](#) 458
[wzSigSetupSuggSigner2_complex Signature Line property](#) 459
[wzSigSetupSuggSignerEmail Signature Line property](#) 459
[wzSigSetupSuggSignerEmail_complex Signature Line property](#) 460
[wzTextId Unknown HTML property](#) 447
[wzTextId_complex Unknown HTML property](#) 448
[wzThreeDId Unknown HTML property](#) 448
[wzThreeDId_complex Unknown HTML property](#) 449
[wzTooltip group shape property](#) 121
[wzTooltip_complex group shape property](#) 122
[wzUrl Web Component property](#) 452
[wzUrl_complex Web Component property](#) 452
[wzWebBot group shape property](#) 160
[wzWebBot_complex group shape property](#) 161

X

[xLimo geometry property](#) 182

Y

[yLimo geometry property](#) 183