

# [MS-CUSTOMUI]: Custom UI XML Markup Specification

---

## Intellectual Property Rights Notice for Open Specifications Documentation

- **Technical Documentation.** Microsoft publishes Open Specifications documentation for protocols, file formats, languages, standards as well as overviews of the interaction among each of these technologies.
- **Copyrights.** This documentation is covered by Microsoft copyrights. Regardless of any other terms that are contained in the terms of use for the Microsoft website that hosts this documentation, you may make copies of it in order to develop implementations of the technologies described in the Open Specifications and may distribute portions of it in your implementations using these technologies or your documentation as necessary to properly document the implementation. You may also distribute in your implementation, with or without modification, any schema, IDL's, or code samples that are included in the documentation. This permission also applies to any documents that are referenced in the Open Specifications.
- **No Trade Secrets.** Microsoft does not claim any trade secret rights in this documentation.
- **Patents.** Microsoft has patents that may cover your implementations of the technologies described in the Open Specifications. Neither this notice nor Microsoft's delivery of the documentation grants any licenses under those or any other Microsoft patents. However, a given Open Specification may be covered by Microsoft [Open Specification Promise](#) or the [Community Promise](#). If you would prefer a written license, or if the technologies described in the Open Specifications are not covered by the Open Specifications Promise or Community Promise, as applicable, patent licenses are available by contacting [iplg@microsoft.com](mailto:iplg@microsoft.com).
- **Trademarks.** The names of companies and products contained in this documentation may be covered by trademarks or similar intellectual property rights. This notice does not grant any licenses under those rights. For a list of Microsoft trademarks, visit [www.microsoft.com/trademarks](http://www.microsoft.com/trademarks).
- **Fictitious Names.** The example companies, organizations, products, domain names, email addresses, logos, people, places, and events depicted in this documentation are fictitious. No association with any real company, organization, product, domain name, email address, logo, person, place, or event is intended or should be inferred.

**Reservation of Rights.** All other rights are reserved, and this notice does not grant any rights other than specifically described above, whether by implication, estoppel, or otherwise.

**Tools.** The Open Specifications do not require the use of Microsoft programming tools or programming environments in order for you to develop an implementation. If you have access to Microsoft programming tools and environments you are free to take advantage of them. Certain Open Specifications are intended for use in conjunction with publicly available standard specifications and network programming art, and assumes that the reader either is familiar with the aforementioned material or has immediate access to it.

## Revision Summary

Date	Revision History	Revision Class	Comments
01/15/2009	1.0	Major	Initial Availability
07/13/2009	1.01	Major	Revised and edited the technical content
08/28/2009	1.02	Editorial	Revised and edited the technical content
11/06/2009	1.03	Editorial	Revised and edited the technical content
02/19/2010	2.0	Editorial	Revised and edited the technical content
03/31/2010	2.01	Editorial	Revised and edited the technical content
04/30/2010	2.02	Editorial	Revised and edited the technical content
06/07/2010	2.03	Editorial	Revised and edited the technical content
06/29/2010	2.04	Editorial	Changed language and formatting in the technical content.
07/23/2010	2.04	No change	No changes to the meaning, language, or formatting of the technical content.
09/27/2010	2.04	No change	No changes to the meaning, language, or formatting of the technical content.
11/15/2010	2.04	No change	No changes to the meaning, language, or formatting of the technical content.
12/17/2010	2.04	No change	No changes to the meaning, language, or formatting of the technical content.
03/18/2011	2.04	No change	No changes to the meaning, language, or formatting of the technical content.
06/10/2011	2.04	No change	No changes to the meaning, language, or formatting of the technical content.
01/20/2012	2.5	Minor	Clarified the meaning of the technical content.
04/11/2012	2.5	No change	No changes to the meaning, language, or formatting of the technical content.
07/16/2012	2.5	No change	No changes to the meaning, language, or formatting of the technical content.
10/08/2012	2.5	No change	No changes to the meaning, language, or formatting of the technical content.
02/11/2013	2.5	No change	No changes to the meaning, language, or formatting of the technical content.
07/30/2013	2.5	No change	No changes to the meaning, language, or formatting of the technical content.

<b>Date</b>	<b>Revision History</b>	<b>Revision Class</b>	<b>Comments</b>
11/18/2013	2.5	No change	No changes to the meaning, language, or formatting of the technical content.
02/10/2014	2.5	No change	No changes to the meaning, language, or formatting of the technical content.

# Table of Contents

<b>1 Introduction</b>	<b>6</b>
1.1 Glossary	6
1.2 References	6
1.2.1 Normative References	6
1.2.2 Informative References	6
<b>2 Custom UI</b>	<b>7</b>
2.1 Parts	7
2.1.1 Quick Access Toolbar Customizations Part	7
2.1.2 Ribbon Extensibility Part	8
2.2 Elements	9
2.2.1 box (Box Grouping Container)	9
2.2.2 button (Button)	13
2.2.3 button (Unsize Button)	23
2.2.4 button (Button Inside of a Split Button)	33
2.2.5 buttonGroup (Button Grouping Container)	42
2.2.6 checkBox (Check Box)	45
2.2.7 comboBox (Combo Box)	55
2.2.8 command (Repurposed Command)	67
2.2.9 commands (List of Repurposed Commands)	69
2.2.10 contextualTabs (List of Contextual Tab Sets)	69
2.2.11 control (Unsize Control Clone)	70
2.2.12 control (Control Clone)	78
2.2.13 control (Quick Access Toolbar Control Clone)	88
2.2.14 customUI (Custom UI Document Root)	97
2.2.15 dialogBoxLauncher (Dialog Box Launcher)	98
2.2.16 documentControls (List of Document-Specific Quick Access Toolbar Controls)	99
2.2.17 dropDown (Drop-down Control)	100
2.2.18 dynamicMenu (Unsize Dynamic Menu)	113
2.2.19 dynamicMenu (Dynamic Menu)	123
2.2.20 editBox (Edit Box)	134
2.2.21 gallery (Gallery)	143
2.2.22 gallery (Unsize Gallery)	161
2.2.23 group (Group)	177
2.2.24 item (Selection Item)	184
2.2.25 labelControl (Text Label)	187
2.2.26 menu (Unsize Menu)	196
2.2.27 menu (Menu with Title)	206
2.2.28 menu (Menu)	216
2.2.29 menu (Dynamic Menu Root XML Element)	227
2.2.30 menuSeparator (Menu Separator)	229
2.2.31 officeMenu (Office Menu)	233
2.2.32 qat (Quick Access Toolbar)	234
2.2.33 ribbon (Ribbon)	235
2.2.34 separator (Separator)	236
2.2.35 sharedControls (List of Shared Quick Access Toolbar Controls)	239
2.2.36 splitButton (Unsize Split Button)	240
2.2.37 splitButton (Split Button with Title)	248
2.2.38 splitButton (Split Button)	257
2.2.39 tab (Tab)	266

2.2.40	tabs (List of Tabs)	271
2.2.41	tabSet (Contextual Tab Set)	271
2.2.42	toggleButton (Unsize Toggle Button)	273
2.2.43	toggleButton (Toggle Button)	282
2.2.44	toggleButton (Toggle Button Inside of a Split Button)	292
2.3	Simple Types	302
2.3.1	ST_BoxStyle (Box Style)	302
2.3.2	ST_Delegate (Callback Function Name)	302
2.3.3	ST_GalleryItemWidthHeight (Gallery Item Width or Height)	305
2.3.4	ST_GalleryRowColumnCount (Gallery Row or Column Count)	306
2.3.5	ST_ID (Control ID)	306
2.3.6	ST_ItemSize (Menu Item Size)	307
2.3.7	ST_Keytip (Keytip)	308
2.3.8	ST_LongString (Long String)	308
2.3.9	ST_QID (Qualified Control ID)	309
2.3.10	ST_Size (Control Size)	311
2.3.11	ST_String (Short String)	311
2.3.12	ST_StringLength (String Length)	313
2.3.13	ST_UniqueID (Custom Control ID)	313
2.3.14	ST Uri (Image Relationship ID)	314
<b>3</b>	<b>Appendix A: Custom UI Control ID Tables</b>	<b>315</b>
3.1	idMso Tables	315
3.1.1	Word 2007	315
3.1.2	Excel 2007	373
3.1.3	PowerPoint 2007	411
3.2	imageMso Table	439
<b>4</b>	<b>Appendix B: Product Behavior</b>	<b>548</b>
<b>5</b>	<b>Change Tracking</b>	<b>549</b>
<b>6</b>	<b>Index</b>	<b>550</b>

# 1 Introduction

In creating an interoperable implementation, it may be helpful to understand specific implementation choices made by other products implementing the same standard. For example, portions of the standard may provide only general guidance, leaving specific implementation choices up to the application implementer; in some circumstances it may be helpful for other implementers to understand those choices.

The information contained in this document provides information about how Microsoft Office Word 2007, Microsoft Office Excel 2007, Microsoft Office PowerPoint 2007, Microsoft Word 2010, Microsoft Excel 2010 and Microsoft PowerPoint 2010 implement UI customization in the context of ECMA-376 Office Open XML File Formats, as described in [\[ECMA-376\]](#).

## 1.1 Glossary

The following terms are defined in [\[MS-OFCGLOS\]](#):

### XML schema

The following terms are specific to this document:

**MAY, SHOULD, MUST, SHOULD NOT, MUST NOT:** These terms (in all caps) are used as described in [\[RFC2119\]](#). All statements of optional behavior use either MAY, SHOULD, or SHOULD NOT.

## 1.2 References

References to Microsoft Open Specifications documentation do not include a publishing year because links are to the latest version of the documents, which are updated frequently. References to other documents include a publishing year when one is available.

### 1.2.1 Normative References

We conduct frequent surveys of the normative references to assure their continued availability. If you have any issue with finding a normative reference, please contact [dochelp@microsoft.com](mailto:dochelp@microsoft.com). We will assist you in finding the relevant information.

[ECMA-376] ECMA International, "Office Open XML File Formats", 1st Edition, ECMA-376, December 2006, <http://www.ecma-international.org/publications/standards/Ecma-376.htm>

[RFC2119] Bradner, S., "Key words for use in RFCs to Indicate Requirement Levels", BCP 14, RFC 2119, March 1997, <http://www.rfc-editor.org/rfc/rfc2119.txt>

### 1.2.2 Informative References

[MS-OFCGLOS] Microsoft Corporation, "[Microsoft Office Master Glossary](#)".

## 2 Custom UI

The subordinate clauses specify the semantics for the Custom UI XML markup contained within the ECMA-376 Office Open XML File Formats, as specified in [\[ECMA-376\]](#). These semantics describe customization of the UI interface. Examples in the following clauses highlight customizations in the context of the Microsoft Office Fluent interface (UI) but the concepts extend naturally to any user interface.

Customization of the UI is accomplished via the addition of parts containing Custom UI XML markup to the containing document package.

### 2.1 Parts

The parts described in the subordinate sections detail the additional part types utilized by CustomUI in an ECMA-376 Office Open XML File Formats [\[ECMA-376\]](#) file.

#### 2.1.1 Quick Access Toolbar Customizations Part

<b>Content Type:</b>	<b>application/xml</b>
Root Namespace:	<a href="http://schemas.microsoft.com/office/2006/01/customui">http://schemas.microsoft.com/office/2006/01/customui</a>
Source Relationship:	<a href="http://schemas.microsoft.com/office/2006/relationships/ui/userCustomization">http://schemas.microsoft.com/office/2006/relationships/ui/userCustomization</a>

An instance of this part type contains information about the quick access toolbar customizations specific to the containing package.

For example, a user can customize the quick access toolbar for his WordProcessingML document to contain the UI controls that they commonly use.

A package is permitted to contain at most one Quick Access Toolbar Customizations part, and that part is the target of a relationship in the package-relationship item for the document.

For example, the following package part-relationship item contains a relationship to a Quick Access Toolbar Customizations part, which is stored in the ZIP item `/userCustomization/customUI.xml`:

```
<Relationships xmlns="...">
<Relationship Id="rId2"
Type="http://.../2006/relationships/ui/userCustomization"
Target="/userCustomization/customUI.xml" />
</Relationships>
```

The root element for a part of this content type is **customUI**.

For example, the following Quick Access Toolbar Customizations content markup specifies that the control with identifier "SpellingAndGrammar" is to be added to the quick access toolbar for the package:

```
<mso:customUI xmlns:mso="http://schemas.microsoft.com/office/2006/01/customui">
<mso:ribbon>
<mso:qat>
<mso:documentControls>
<mso:control idQ="mso:SpellingAndGrammar" visible="true" />
</mso:documentControls>
</mso:qat>
```

```
</mso:ribbon>
</mso:customUI>
```

A Quick Access Toolbar Customizations part is located within the package containing the source relationship. Expressed syntactically, the **TargetMode** attribute of the **Relationship** element is "Internal".

A Quick Access Toolbar Customizations part does not have implicit or explicit relationships to any other part defined by ECMA-376 Office Open XML File Formats, as specified in [\[ECMA-376\]](#).

### 2.1.2 Ribbon Extensibility Part

Content Type:	application/xml
Root Namespace:	http://schemas.microsoft.com/office/2006/01/customui
Source Relationship:	http://schemas.microsoft.com/office/2006/relationships/ui/extensibility

An instance of this part type contains information about the ribbon customizations specific to the containing package.

For example, a SpreadsheetML document that represents a timecard could contain custom UI controls to guide the user in filling out the timecard.

A package is permitted to contain at most one Ribbon Extensibility part, and that part is the target of a relationship in the package-relationship item for the document.

For example, the following package part-relationship item contains a relationship to a Ribbon Extensibility part, which is stored in the ZIP item /customUI/customUI.xml:

```
<Relationships xmlns="...">
  <Relationship Id="rId5"
    Type="http://.../2006/relationships/ui/extensibility"
    Target="/customUI/customUI.xml" />
</Relationships>
```

The root element for a part of this content type is **customUI**.

For example, the following Ribbon Extensibility content markup specifies that the ribbon tab with identifier "TabHome" is to be hidden for the containing package:

```
<customUI xmlns="http://schemas.microsoft.com/office/2006/01/customui">
  <ribbon>
    <tabs>
      <tab idMso="TabHome" visible="false" />
    </tabs>
  </ribbon>
</customUI>
```

A Ribbon Extensibility part is located within the package containing the source relationship. Expressed syntactically, the **TargetMode** attribute of the **Relationship** element is "Internal".

A Ribbon Extensibility part is permitted to have explicit relationships to the following parts defined by ECMA-376 Office Open XML File Formats, as specified in [\[ECMA-376\]](#):



- Image Part, as specified in [\[ECMA-376\]](#) Part 1 section 15.2.13.

## 2.2 Elements

A Custom UI document contains customizations of an application's UI. Customizations are mainly of two types:

- Modifications of the application's built-in UI, such as hiding or disabling built-in UI controls or repurposing command actions.
- Creation of custom UI controls, such as a custom ribbon tab, menu item, or quick access toolbar button.

For example, consider the following Custom UI document:

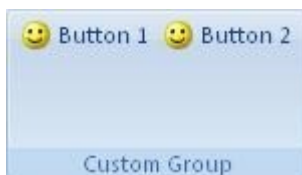
```
<customUI xmlns="http://schemas.microsoft.com/office/2006/01/customui">
  <commands>
    <command idMso="Bold" enabled="false" />
  </commands>
  <ribbon>
    <tabs>
      <tab idMso="TabHome" visible="false" />
      <tab id="CustomTab" label="Custom Tab">
        <group id="CustomGroup" label="Custom Group">
          <button id="CustomButton" label="Custom Button"
            size="large" imageMso="HappyFace" onAction="OnButtonClick" />
        </group>
      </tab>
    </tabs>
  </ribbon>
</customUI>
```

This example disables the command with an identifier of "Bold", hides the ribbon tab with an identifier of "TabHome", and creates a new custom ribbon tab with a custom button in it.

### 2.2.1 box (Box Grouping Container)

This element specifies a grouping container control that can be used to align controls vertically or horizontally. **Box** elements can be nested to create complex UI layouts.

For example, consider a group of controls that are laid out horizontally, as follows:



**Figure 1: Controls grouped horizontally**

This layout is specified using the following XML fragment:

```
<box id="box" boxStyle="horizontal">
  <button id="button1" label="Button 1" imageMso="HappyFace" />
  <button id="button2" label="Button 2" imageMso="HappyFace" />
</box>
```

</box>

This is contrasted to the default vertical layout that is used if the **box** element is not specified.

The following table summarizes the elements that are parents of this element.

Parent Elements	Section
<b>box</b>	<a href="#">2.2.1</a>
<b>group</b>	<a href="#">2.2.23</a>

The following table summarizes the child elements of this element.

Child Elements	Section
<b>box</b> (Box Grouping Container)	<a href="#">2.2.1</a>
<b>button</b> (Button)	<a href="#">2.2.2</a>
<b>buttonGroup</b> (Button Grouping Container)	<a href="#">2.2.5</a>
<b>checkBox</b> (Check Box)	<a href="#">2.2.6</a>
<b>comboBox</b> (Combo Box)	<a href="#">2.2.7</a>
<b>control</b> (Control Clone)	<a href="#">2.2.12</a>
<b>dropDown</b> (Drop-down Control)	<a href="#">2.2.17</a>
<b>dynamicMenu</b> (Dynamic Menu)	<a href="#">2.2.19</a>
<b>editBox</b> (Edit Box)	<a href="#">2.2.20</a>
<b>gallery</b> (Gallery)	<a href="#">2.2.21</a>
<b>labelControl</b> (Text Label)	<a href="#">2.2.25</a>
<b>menu</b> (Menu)	<a href="#">2.2.28</a>
<b>splitButton</b> (Split Button)	<a href="#">2.2.38</a>
<b>toggleButton</b> (Toggle Button)	<a href="#">2.2.43</a>

The following table summarizes the attributes of this element.

Attributes	Description
<b>boxStyle</b> (box style)	<p>Specifies the layout direction for the child controls inside of the <b>box</b> element. If this attribute is omitted, the child controls SHOULD be laid out horizontally. For example, consider a group of controls to be laid out vertically. This is specified using the following XML:</p> <pre>&lt;box id="box" boxStyle="vertical"&gt; ... &lt;/box&gt;</pre>

Attributes	Description
	<p>The possible values for this attribute are defined by the <b>ST_BoxStyle</b> simple type, as specified in section <a href="#">2.3.1</a>.</p>
<p><b>getVisible</b> (<b>getVisible</b> callback)</p>	<p>Specifies the name of a callback function that is called to determine the visibility state of this control.</p> <p>The <b>getVisible</b> and <b>visible</b> attributes are mutually exclusive. If neither attribute is specified, the control SHOULD default to being visible.</p> <p>For example, consider the following XML fragment:</p> <pre data-bbox="521 453 1175 478">&lt;button id="button" getVisible="IsButtonVisible" /&gt;</pre> <p>In this example, the <b>IsButtonVisible</b> callback function is called when the application needs to determine the visibility of the button.</p> <p>The possible values for this attribute are defined by the <b>ST_Delegate</b> simple type, as specified in section <a href="#">2.3.2</a>.</p>
<p><b>id</b> (control identifier)</p>	<p>Specifies the identifier for a custom control. All custom controls MUST have unique identifiers. The identifier of a control SHOULD be passed to callback functions to identify which control corresponds to the function call.</p> <p>The <b>id</b>, <b>idQ</b>, and <b>idMso</b> attributes are mutually exclusive. At least one of these attributes is to be specified.</p> <p>For example, consider the following XML fragment:</p> <pre data-bbox="521 842 1019 867">&lt;button id="MyButton" label="Button" /&gt;</pre> <p>This specifies a custom button control with an <b>id</b> of "MyButton".</p> <p>The possible values for this attribute are defined by the <b>ST_UniqueID</b> simple type, as specified in section <a href="#">2.3.13</a>.</p>
<p><b>idQ</b> (qualified control identifier)</p>	<p>Specifies a qualified identifier for a control.</p> <p>The <b>idQ</b> attribute can be used to reference controls or <b>containers</b> created by other Custom UI documents.</p> <p>The <b>id</b>, <b>idQ</b>, and <b>idMso</b> attributes are mutually exclusive. At least one of these attributes is to be specified.</p> <p>For example, consider the following XML fragment:</p> <pre data-bbox="521 1209 1313 1549">&lt;customUI   xmlns="http://schemas.microsoft.com/office/2006/01/customui"   xmlns:ex="http://www.example.com"&gt;   &lt;ribbon&gt;   &lt;tabs&gt;   &lt;tab idQ="ex:OtherTab" label="Shared Tab"&gt;     &lt;group id="MyGroup" label="My Group"&gt;       ...     &lt;/group&gt;   &lt;/tab&gt;   &lt;/tabs&gt;   &lt;/ribbon&gt; &lt;/customUI&gt;</pre> <p>In this case, <b>ex</b> is an XML namespace prefix for the namespace <a href="http://www.example.com">http://www.example.com</a>. This XML fragment refers to a <b>tab</b> in that namespace with an identifier of "OtherTab". If that tab cannot be found, it is created. A new group belonging to this file is added to the tab.</p> <p>The possible values for this attribute are defined by the <b>ST_QID</b> simple type, as</p>

Attributes	Description
	specified in section <a href="#">2.3.9</a> .
<b>insertAfterMso</b> (identifier of built-in control to insert after)	<p>Specifies the identifier of a built-in control that this control is to be inserted after. If the value of this attribute is not understood, it SHOULD be ignored.</p> <p>The <b>insertAfterMso</b>, <b>insertAfterQ</b>, <b>insertBeforeMso</b>, and <b>insertBeforeQ</b> attributes are mutually exclusive. If none of these attributes are specified, the controls SHOULD be appended to the existing set of controls, in the order they are defined in the XML.</p> <p>For example, consider the following XML fragment:</p> <pre data-bbox="521 474 1289 548">&lt;tab id="MyTab" insertAfterMso="TabHome" label="Custom Tab"&gt; ... &lt;/tab&gt;</pre> <p>In this example, a new custom tab with an identifier of "MyTab" is to be inserted after the built-in tab with an <b>id</b> of "TabHome".</p> <p>The possible values for this attribute are defined by the <b>ST_ID</b> simple type, as specified in section <a href="#">2.3.5</a>.</p>
<b>insertAfterQ</b> (qualified identifier of control to insert after)	<p>Specifies the qualified identifier of a control that this control is to be inserted after. If the value of this attribute is not understood, it SHOULD be ignored.</p> <p>The <b>insertAfterMso</b>, <b>insertAfterQ</b>, <b>insertBeforeMso</b>, and <b>insertBeforeQ</b> attributes are mutually exclusive. If none of these attributes are specified, the controls SHOULD be appended to the existing set of controls, in the order they are defined in the XML.</p> <p>For example, consider the following XML fragment:</p> <pre data-bbox="521 940 1300 1014">&lt;tab id="MyTab" insertAfterQ="x:OtherTab" label="Custom Tab"&gt; ... &lt;/tab&gt;</pre> <p>In this example, a new custom tab with an <b>id</b> of "MyTab" is to be inserted after the custom tab with a qualified identifier of "x:OtherTab".</p> <p>The possible values for this attribute are defined by the <b>ST_QID</b> simple type, as specified in section <a href="#">2.3.9</a>.</p>
<b>insertBeforeMso</b> (identifier of built-in control to insert before)	<p>Specifies the identifier of a built-in control that this control is to be inserted before. If the value of this attribute is not understood, it SHOULD be ignored.</p> <p>The <b>insertAfterMso</b>, <b>insertAfterQ</b>, <b>insertBeforeMso</b>, and <b>insertBeforeQ</b> attributes are mutually exclusive. If none of these attributes are specified, the controls SHOULD be appended to the existing set of controls, in the order they are defined in the XML.</p> <p>For example, consider the following XML fragment:</p> <pre data-bbox="521 1402 1300 1476">&lt;tab id="MyTab" insertBeforeMso="TabHome" label="Custom Tab"&gt; ... &lt;/tab&gt;</pre> <p>In this example, a new custom tab with an <b>id</b> of "MyTab" is to be inserted before the built-in tab with an identifier of "TabHome".</p> <p>The possible values for this attribute are defined by the <b>ST_ID</b> simple, as specified in section <a href="#">2.3.5</a>.</p>
<b>insertBeforeQ</b> (qualified identifier of control to insert	<p>Specifies the qualified identifier of a control that this control is to be inserted before. If the value of this attribute is not understood, it SHOULD be ignored.</p> <p>The <b>insertAfterMso</b>, <b>insertAfterQ</b>, <b>insertBeforeMso</b>, and <b>insertBeforeQ</b></p>

Attributes	Description
before)	<p>attributes are mutually exclusive. If none of these attributes are specified, the controls SHOULD be appended to the existing set of controls, in the order they are defined in the XML.</p> <p>For example, consider the following XML fragment:</p> <pre data-bbox="521 338 1317 415">&lt;tab id="MyTab" insertBeforeQ="x:OtherTab" label="Custom Tab"&gt; ... &lt;/tab&gt;</pre> <p>In this example, a new custom tab with an <b>id</b> of "MyTab" is to be inserted before the custom tab with a qualified identifier of "x:OtherTab".</p> <p>The possible values for this attribute are defined by the <b>ST_QID</b> simple type, as specified in section <a href="#">2.3.9</a>.</p>
<b>visible</b> (control visibility)	<p>Specifies the visibility state of the control.</p> <p>The <b>getVisible</b> and <b>visible</b> attributes are mutually exclusive. If these attributes are omitted, the control SHOULD default to being visible.</p> <p>For example, consider the following XML fragment:</p> <pre data-bbox="521 726 1019 747">&lt;tab idMso="TabHome" visible="false" /&gt;</pre> <p>In this example, the built-in tab with an identifier of "TabHome" is to be hidden.</p> <p>The possible values for this attribute are defined by the <b>XML schema boolean</b> datatype.</p>

The following XML schema fragment defines the contents of this element:

```
<complexType name="CT_Box">
  <group ref="EG_Controls" minOccurs="0" maxOccurs="1000"/>
  <attributeGroup ref="AG_IDCustom"/>
  <attributeGroup ref="AG_Visible"/>
  <attributeGroup ref="AG_PositionAttributes"/>
  <attribute name="boxStyle" type="ST_BoxStyle" use="optional"/>
</complexType>
```

## 2.2.2 button (Button)

This element specifies a standard push-button control that performs an action when clicked.

For example, consider a button control, as follows:



**Figure 2: A button control**


This is specified using the following XML fragment:

```
<button id="button" label="Button" imageMso="HappyFace" />
```

The following table summarizes the elements that are parents of this element.

Parent Elements	Section
<b>box</b>	<a href="#">2.2.1</a>
<b>group</b>	<a href="#">2.2.23</a>

The following table summarizes the attributes of this element.

Attributes	Description
<b>description</b> (description)	<p>Specifies a detailed description of the control, which is displayed in detailed views. The <b>description</b> and <b>getDescription</b> attributes are mutually exclusive. If neither attribute is specified, the control SHOULD NOT display any detailed text.</p> <p>For example, consider a button with a detailed description, as follows:</p>  <p>This is specified using the following XML fragment:</p> <pre>&lt;button id="button" label="Button" imageMso="HappyFace" description="This is a verbose description that describes the function of this control in detail." /&gt;</pre> <p>The possible values for this attribute are defined by the <b>ST_LongString</b> simple type, as specified in section <a href="#">2.3.8</a>.</p>
<b>enabled</b> (enabled state)	<p>Specifies the enabled state of the control.</p> <p>The <b>getEnabled</b> and <b>enabled</b> attributes are mutually exclusive. If neither attribute is specified, the control SHOULD default to being enabled.</p> <p>This attribute cannot be used to enable a built-in control that would otherwise be disabled by the application.</p> <p>For example, consider the following XML fragment:</p> <pre>&lt;button id="button" label="Disabled Button" enabled="false" /&gt;</pre> <p>This specifies a new button that is always disabled. A permanently disabled button is not very useful, thus the <b>enabled</b> attribute is not commonly used.</p> <p>The possible values for this attribute are defined by the XML schema <b>boolean</b> datatype.</p>
<b>getDescription</b> ( <b>getDescription</b> callback)	<p>Specifies the name of a callback function that is called to determine the detailed description of this control.</p> <p>The <b>getDescription</b> and <b>description</b> attributes are mutually exclusive. If neither attribute is specified, the control SHOULD NOT display any detailed text.</p> <p>For example, consider the following XML fragment:</p> <pre>&lt;button id="button" getDescription="GetButtonDescription" /&gt;</pre> <p>In this example, the <b>GetButtonDescription</b> callback function is called when the application needs to determine the detailed description of the button.</p> <p>The possible values for this attribute are defined by the <b>ST_Delegate</b> simple type, as specified in section <a href="#">2.3.2</a>.</p>

Attributes	Description
<b>getEnabled</b> <b>(getEnabled</b> callback)	<p>Specifies the name of a callback function that is called to determine the enabled state of this control.</p> <p>The <b>getEnabled</b> and <b>enabled</b> attributes are mutually exclusive. If neither attribute is specified, the control SHOULD default to being enabled.</p> <p>For example, consider the following XML fragment:</p> <pre data-bbox="521 380 1174 405">&lt;button id="button" getEnabled="IsButtonEnabled" /&gt;</pre> <p>In this example, the <b>IsButtonEnabled</b> callback function is to be called when the application needs to determine the enabled state of the button.</p> <p>The possible values for this attribute are defined by the <b>ST_Delegate</b> simple type, as specified in section <a href="#">2.3.2</a>.</p>
<b>getImage</b> <b>(getImage</b> callback)	<p>Specifies the name of a callback function to be called to determine the icon of this control.</p> <p>The <b>getImage</b>, <b>image</b>, and <b>imageMso</b> attributes are mutually exclusive. If none of these attributes are specified, no icon SHOULD be displayed.</p> <p>For example, consider the following XML fragment:</p> <pre data-bbox="521 741 1135 766">&lt;button id="button" getImage="GetButtonImage" /&gt;</pre> <p>In this example, the <b>GetButtonImage</b> callback function is to be called when the application needs to determine the icon of the button.</p> <p>The possible values for this attribute are defined by the <b>ST_Delegate</b> simple type, as specified in section <a href="#">2.3.2</a>.</p>
<b>getKeytip</b> <b>(getKeytip</b> callback)	<p>Specifies the name of a callback function that is called to determine the suggested <b>KeyTip</b> of this control.</p> <p>The <b>getKeytip</b> and <b>keytip</b> attributes are mutually exclusive. If neither attribute is specified, the application SHOULD generate a <b>KeyTip</b> for the control automatically.</p> <p>For example, consider the following XML fragment:</p> <pre data-bbox="521 1100 1162 1125">&lt;button id="button" getKeytip="GetButtonKeytip" /&gt;</pre> <p>In this example, the <b>GetButtonKeytip</b> callback function is to be called when the application needs to determine the <b>KeyTip</b> of the button.</p> <p>The possible values for this attribute are defined by the <b>ST_Delegate</b> simple type, as specified in section <a href="#">2.3.2</a>.</p>
<b>getLabel</b> <b>(getLabel</b> callback)	<p>Specifies the name of a callback function to be called to determine the label of this control.</p> <p>The <b>getLabel</b> and <b>label</b> attributes are mutually exclusive. If neither attribute is specified, no label SHOULD be displayed.</p> <p>For example, consider the following XML fragment:</p> <pre data-bbox="521 1461 1135 1486">&lt;button id="button" getLabel="GetButtonLabel" /&gt;</pre> <p>In this example, the <b>GetButtonLabel</b> callback function is to be called when the application needs to determine the label of the button.</p> <p>The possible values for this attribute are defined by the <b>ST_Delegate</b> simple type, as specified in section <a href="#">2.3.2</a>.</p>
<b>getScreentip</b> <b>(getScreentip</b> callback)	<p>Specifies the name of a callback function to be called to determine the screentip of this control.</p> <p>The <b>getScreentip</b> and <b>screentip</b> attributes are mutually exclusive. If neither</p>


Attributes	Description
	<p>attribute is specified, the application SHOULD display the label of the control as the screentip or display no screentip at all.</p> <p>For example, consider the following XML fragment:</p> <pre data-bbox="521 310 1235 338">&lt;button id="button" getScreentip="GetButtonScreentip" /&gt;</pre> <p>In this example, the <b>GetButtonScreentip</b> callback function is to be called when the application needs to determine the screentip of the button.</p> <p>The possible values for this attribute are defined by the <b>ST_Delegate</b> simple type, as specified in section <a href="#">2.3.2</a>.</p>
<p><b>getShowImage</b> (<b>getShowImage</b> callback)</p>	<p>Specifies the name of a callback function to be called to determine whether the application is to display the icon of this control.</p> <p>This attribute SHOULD have no effect if the <b>size</b> or <b>getSize</b> attributes specify that the control is "large".</p> <p>The <b>showImage</b> and <b>getShowImage</b> attributes are mutually exclusive. If neither attribute is specified, the control SHOULD display its icon.</p> <p>For example, consider the following XML fragment:</p> <pre data-bbox="521 730 1263 758">&lt;button id="button" getShowImage="IsButtonImageVisible" /&gt;</pre> <p>In this example, the <b>IsButtonImageVisible</b> callback function is to be called when the application needs to determine whether to display the icon of the button.</p> <p>The possible values for this attribute are defined by the <b>ST_Delegate</b> simple type, as specified in section <a href="#">2.3.2</a>.</p>
<p><b>getShowLabel</b> (<b>getShowLabel</b> callback)</p>	<p>Specifies the name of a callback function to be called to determine whether the application is to display the label of this control.</p> <p>This attribute SHOULD have no effect if the <b>size</b> or <b>getSize</b> attributes specify that the control is "large".</p> <p>The <b>showLabel</b> and <b>getShowLabel</b> attributes are mutually exclusive. If neither attribute is specified, the control SHOULD default to showing its label.</p> <p>For example, consider the following XML fragment:</p> <pre data-bbox="521 1150 1263 1178">&lt;button id="button" getShowLabel="IsButtonLabelVisible" /&gt;</pre> <p>In this example, the <b>IsButtonLabelVisible</b> callback function is to be called when the application needs to determine whether to display the label of the button.</p> <p>The possible values for this attribute are defined by the <b>ST_Delegate</b> simple type, as specified in section <a href="#">2.3.2</a>.</p>
<p><b>getSize</b> (<b>getSize</b> callback)</p>	<p>Specifies the name of a callback function to be called to determine the size of this control.</p> <p>The <b>getSize</b> and <b>size</b> attributes are mutually exclusive. If neither attribute is specified, the control's size SHOULD default to the normal size.</p> <p>For example, consider the following XML fragment:</p> <pre data-bbox="521 1507 1110 1535">&lt;button id="button" getSize="GetButtonSize" /&gt;</pre> <p>In this example, the <b>GetButtonSize</b> callback function is to be called when the application needs to determine the size of the button.</p> <p>The possible values for this attribute are defined by the <b>ST_Delegate</b> simple type, as specified in section <a href="#">2.3.2</a>.</p>
<p><b>getSupertip</b></p>	<p>Specifies the name of a callback function to be called to determine the supertip of</p>







Attributes	Description
<b>(getSupertip</b> callback)	<p>this control.</p> <p>The <b>getSupertip</b> and <b>supertip</b> attributes are mutually exclusive. If neither attribute is specified, no supertip for this control SHOULD be shown.</p> <p>For example, consider the following XML fragment:</p> <pre data-bbox="521 344 1211 369">&lt;button id="button" getSupertip="GetButtonSupertip" /&gt;</pre> <p>In this example, the <b>GetButtonSupertip</b> callback function is to be called when the application needs to determine the supertip of the button.</p> <p>The possible values for this attribute are defined by the <b>ST_Delegate</b> simple type, as specified in section <a href="#">2.3.2</a>.</p>
<b>getVisible</b> ( <b>getVisible</b> callback)	<p>Specifies the name of a callback function to be called to determine the visibility state of this control.</p> <p>The <b>getVisible</b> and <b>visible</b> attributes are mutually exclusive. If neither attribute is specified, the control SHOULD default to being visible.</p> <p>For example, consider the following XML fragment:</p> <pre data-bbox="521 705 1174 730">&lt;button id="button" getVisible="IsButtonVisible" /&gt;</pre> <p>In this example, the <b>IsButtonVisible</b> callback function is to be called when the application needs to determine the visibility of the button.</p> <p>The possible values for this attribute are defined by the <b>ST_Delegate</b> simple type, as specified in section <a href="#">2.3.2</a>.</p>
<b>id</b> (control identifier)	<p>Specifies the identifier for a custom control. All custom controls MUST have unique identifiers. The identifier of a control is passed to callback functions to identify which control corresponds to the function call.</p> <p>The <b>id</b>, <b>idQ</b>, and <b>idMso</b> attributes are mutually exclusive. At least one of these attributes MUST be specified.</p> <p>For example, consider the following XML fragment:</p> <pre data-bbox="521 1094 1019 1119">&lt;button id="MyButton" label="Button" /&gt;</pre> <p>This specifies a custom button control with an <b>id</b> of "MyButton".</p> <p>The possible values for this attribute are defined by the <b>ST_UniqueID</b> simple type, as specified in section <a href="#">2.3.13</a>.</p>
<b>idMso</b> (built-in control identifier)	<p>Specifies the identifier of a built-in control.</p> <p>The contents of this attribute are application-defined.</p> <p>The <b>id</b>, <b>idQ</b>, and <b>idMso</b> attributes are mutually exclusive. At least one of these attributes MUST be specified.</p> <p>For example, consider the following XML fragment:</p> <pre data-bbox="521 1436 829 1461">&lt;control idMso="Bold" /&gt;</pre> <p>This creates a clone of the control with an identifier of "Bold".</p> <p>The possible values for this attribute are defined by the <b>ST_ID</b> simple type, as specified in section <a href="#">2.3.5</a>.</p>
<b>idQ</b> (qualified control identifier)	<p>Specifies a qualified identifier for a control.</p> <p>The <b>idQ</b> attribute can be used to reference controls or containers created by other Custom UI documents.</p> <p>The <b>id</b>, <b>idQ</b>, and <b>idMso</b> attributes are mutually exclusive. At least one of these</p>

Attributes	Description
	<p>attributes MUST be specified.</p> <p>For example, consider the following XML fragment:</p> <pre data-bbox="521 289 1312 632"> &lt;customUI   xmlns="http://schemas.microsoft.com/office/2006/01/customui"   xmlns:ex="http://www.example.com"&gt;   &lt;ribbon&gt;   &lt;tabs&gt;   &lt;tabs&gt;   &lt;tab idQ="ex:OtherTab" label="Shared Tab"&gt;   &lt;group id="MyGroup" label="My Group"&gt;   ...   &lt;/group&gt;   &lt;/tab&gt;   &lt;/tabs&gt;   &lt;/ribbon&gt; &lt;/customUI&gt; </pre> <p>In this case, <b>ex</b> is an XML namespace prefix for the namespace <a href="http://www.example.com">http://www.example.com</a>. This XML fragment refers to a tab in that namespace with an identifier of "OtherTab". If that tab cannot be found, it is created. A new group belonging to this file is added to the tab.</p> <p>The possible values for this attribute are defined by the <b>ST_QID</b> simple type, as specified in section <a href="#">2.3.9</a>.</p>
<p><b>image</b> (custom image identifier)</p>	<p>Specifies the relationship identifier for an image that is to be used as the icon for this control. This attribute is used to specify an embedded picture that resides locally within the containing file.</p> <p>The <b>getImage</b>, <b>image</b>, and <b>imageMso</b> attributes are mutually exclusive. If none of these attributes are specified, no icon SHOULD be displayed.</p> <p>For example, consider the following XML fragment:</p> <pre data-bbox="521 1045 1032 1066"> &lt;button id="button" image="ForestPic" /&gt; </pre> <p>This specifies a custom button whose icon is to be the embedded image file referenced by the relationship identifier of "ForestPic".</p> <p>The possible values for this attribute are defined by the <b>ST_Uri</b> simple type, as specified in section <a href="#">2.3.14</a>.</p>
<p><b>imageMso</b> (built-in image identifier)</p>	<p>Specifies the identifier of a built-in image that is to be used as the icon of this control.</p> <p>The contents of this attribute are application-defined and SHOULD be ignored if not understood.</p> <p>The <b>getImage</b>, <b>image</b>, and <b>imageMso</b> attributes are mutually exclusive. If none of these attributes are specified, no icon SHOULD be displayed.</p> <p>For example, consider the following XML fragment:</p> <pre data-bbox="521 1465 1008 1486"> &lt;button id="button" imageMso="Bold" /&gt; </pre> <p>This specifies a custom button that uses the built-in image with an identifier of "Bold".</p> <p>The possible values for this attribute are defined by the <b>ST_ID</b> simple type, as specified in section <a href="#">2.3.5</a>.</p>
<p><b>insertAfterMso</b> (identifier of built-in control to insert)</p>	<p>Specifies the identifier of a built-in control that this control is to be inserted after. If the value of this attribute is not understood, it SHOULD be ignored.</p>

Attributes	Description
after)	<p>The <b>insertAfterMso</b>, <b>insertAfterQ</b>, <b>insertBeforeMso</b>, and <b>insertBeforeQ</b> attributes are mutually exclusive. If none of these attributes are specified, the controls SHOULD be appended to the existing set of controls, in the order they are defined in the XML.</p> <p>For example, consider the following XML fragment:</p> <pre data-bbox="521 365 1289 436">&lt;tab id="MyTab" insertAfterMso="TabHome" label="Custom Tab"&gt; ... &lt;/tab&gt;</pre> <p>In this example, a new custom tab with an <b>id</b> of "MyTab" is to be inserted after the built-in tab with an identifier of "TabHome".</p> <p>The possible values for this attribute are defined by the <b>ST_ID</b> simple type, as specified in section <a href="#">2.3.5</a>.</p>
<b>insertAfterQ</b> (qualified identifier of control to insert after)	<p>Specifies the qualified identifier of a control that this control is to be inserted after. If the value of this attribute is not understood, it SHOULD be ignored.</p> <p>The <b>insertAfterMso</b>, <b>insertAfterQ</b>, <b>insertBeforeMso</b>, and <b>insertBeforeQ</b> attributes are mutually exclusive. If none of these attributes are specified, the controls SHOULD be appended to the existing set of controls, in the order they are defined in the XML.</p> <p>For example, consider the following XML fragment:</p> <pre data-bbox="521 831 1300 903">&lt;tab id="MyTab" insertAfterQ="x:OtherTab" label="Custom Tab"&gt; ... &lt;/tab&gt;</pre> <p>In this example, a new custom tab with an <b>id</b> of "MyTab" is to be inserted after the custom tab with a qualified identifier of "x:OtherTab".</p> <p>The possible values for this attribute are defined by the <b>ST_QID</b> simple type, as specified in section <a href="#">2.3.9</a>.</p>
<b>insertBeforeMso</b> (identifier of built-in control to insert before)	<p>Specifies the identifier of a built-in control that this control is to be inserted before. If the value of this attribute is not understood, it SHOULD be ignored.</p> <p>The <b>insertAfterMso</b>, <b>insertAfterQ</b>, <b>insertBeforeMso</b>, and <b>insertBeforeQ</b> attributes are mutually exclusive. If none of these attributes are specified, the controls SHOULD be appended to the existing set of controls, in the order they are defined in the XML.</p> <p>For example, consider the following XML fragment:</p> <pre data-bbox="521 1295 1300 1367">&lt;tab id="MyTab" insertBeforeMso="TabHome" label="Custom Tab"&gt; ... &lt;/tab&gt;</pre> <p>In this example, a new custom tab with an <b>id</b> of "MyTab" is to be inserted before the built-in tab with an identifier of "TabHome".</p> <p>The possible values for this attribute are defined by the <b>ST_ID</b> simple type, as specified in section <a href="#">2.3.5</a>.</p>
<b>insertBeforeQ</b> (qualified identifier of control to insert before)	<p>Specifies the qualified identifier of a control that this control is to be inserted before. If the value of this attribute is not understood, it SHOULD be ignored.</p> <p>The <b>insertAfterMso</b>, <b>insertAfterQ</b>, <b>insertBeforeMso</b>, and <b>insertBeforeQ</b> attributes are mutually exclusive. If none of these attributes are specified, the controls SHOULD be appended to the existing set of controls, in the order they are defined in the XML.</p>

Attributes	Description
	<p>For example, consider the following XML fragment:</p> <pre data-bbox="521 254 1317 331">&lt;tab id="MyTab" insertBeforeQ="x:OtherTab" label="Custom Tab"&gt; ... &lt;/tab&gt;</pre> <p>In this example, a new custom tab with an <b>id</b> of "MyTab" is to be inserted before the custom tab with a qualified identifier of "x:OtherTab".</p> <p>The possible values for this attribute are defined by the <b>ST_QID</b> simple type, as specified in section <a href="#">2.3.9</a>.</p>
<p><b>keytip</b> (keytip)</p>	<p>Specifies a <b>string</b> to be used as the suggested KeyTip for this control.</p> <p>The <b>keytip</b> and <b>getKeytip</b> attributes are mutually exclusive. If neither attribute is specified, the application SHOULD generate a KeyTip for the control automatically.</p> <p>For example, consider a button with KeyTip 'K', as follows:</p>  <p>This is specified using the following XML fragment:</p> <pre data-bbox="521 772 1211 800">&lt;button id="button" imageMso="HappyFace" keytip="K" /&gt;</pre> <p>The possible values for this attribute are defined by the <b>ST_Keytip</b> simple type, as specified in section <a href="#">2.3.7</a>.</p>
<p><b>label</b> (label)</p>	<p>Specifies a <b>string</b> that is to be used as the label for this control.</p> <p>The <b>label</b> and <b>getLabel</b> attributes are mutually exclusive. If neither attribute is specified, no label SHOULD be displayed.</p> <p>For example, consider the following XML fragment:</p> <pre data-bbox="521 1052 1084 1079">&lt;button id="button" label="Custom Button" /&gt;</pre> <p>This specifies a custom button with a <b>label</b> of "Custom Button".</p> <p>The possible values for this attribute are defined by the <b>ST_String</b> simple type, as specified in section <a href="#">2.3.11</a>.</p>
<p><b>onAction</b> (onAction callback)</p>	<p>Specifies the name of a callback function to be called when this control is invoked by the user.</p> <p>For example, consider the following XML fragment:</p> <pre data-bbox="521 1325 1317 1352">&lt;button id="button" label="Button" onAction="ButtonClicked" /&gt;</pre> <p>This specifies a button that calls the <b>ButtonClicked</b> callback function when it is invoked.</p> <p>The possible values for this attribute are defined by the <b>ST_Delegate</b> simple type, as specified in section <a href="#">2.3.2</a>.</p>
<p><b>screentip</b> (screentip)</p>	<p>Specifies a <b>string</b> to be shown as the screentip for this control.</p> <p>The <b>screentip</b> and <b>getScreentip</b> attributes are mutually exclusive. If neither attribute is specified, the application SHOULD display the label of the control as the screentip or display no screentip at all.</p> <p>For example, consider a button with a screentip, as follows:</p>

Attributes	Description
	 <p>This is specified using the following XML fragment:</p> <pre data-bbox="521 596 1224 646">&lt;button id="button" imageMso="HappyFace" label="Button" size="large" screentip="This is the screentip" /&gt;</pre> <p>The possible values for this attribute are defined by the <b>ST_String</b> simple type, as specified in section <a href="#">2.3.11</a>.</p>
<p><b>showImage</b> (show image)</p>	<p>Specifies whether this control displays an icon. This attribute SHOULD have no effect if the <b>size</b> or <b>getSize</b> attributes specify that the control is "large".</p> <p>The <b>showImage</b> and <b>getShowImage</b> attributes are mutually exclusive. If neither attribute is specified, the control SHOULD display its icon.</p> <p>For example, consider a button that does not display an icon, as follows:</p>  <p>This is specified using the following XML fragment:</p> <pre data-bbox="521 1171 997 1222">&lt;button id="button" showImage="false" label="Button with no icon" /&gt;</pre> <p>The possible values for this attribute are defined by the XML schema <b>boolean</b> datatype.</p>
<p><b>showLabel</b> (show label)</p>	<p>Specifies whether this control displays its label. This attribute SHOULD have no effect if the <b>size</b> or <b>getSize</b> attributes specify that the control is "large".</p> <p>The <b>showLabel</b> and <b>getShowLabel</b> attributes are mutually exclusive. If neither attribute is specified, the control SHOULD default to showing its label.</p> <p>For example, consider the following XML fragment:</p> <pre data-bbox="521 1535 1175 1585">&lt;button id="button" label="Label" showLabel="false" imageMso="HappyFace" /&gt;</pre> <p>This specifies a <b>button</b> that has a <b>label</b>, but does not show it. Even though the <b>label</b> is hidden, it is provided to accessibility tools.</p> <p>The possible values for this attribute are defined by the XML schema <b>boolean</b> datatype.</p>

Attributes	Description
<p><b>size</b> (control size)</p>	<p>Specifies the size of the control.</p> <p>The <b>size</b> and <b>getSize</b> attributes are mutually exclusive. If neither attribute is specified, the control's size SHOULD default to the normal size.</p> <p>For example, consider a large button, as follows:</p>  <p>This is specified using the following XML fragment:</p> <pre data-bbox="521 569 1057 594">&lt;toggleButton idMso="Bold" size="large" /&gt;</pre> <p>The possible values for this attribute are defined by the <b>ST_Size</b> simple type, as specified in section <a href="#">2.3.10</a>.</p>
<p><b>supertip</b> (supertip)</p>	<p>Specifies a <b>string</b> that is to be shown as the supertip of the control.</p> <p>The <b>supertip</b> and <b>getSupertip</b> attributes are mutually exclusive. If neither attribute is specified, no supertip for this control SHOULD be shown.</p> <p>For example, consider a control with a supertip, as follows:</p>  <p>This is specified using the following XML fragment:</p> <pre data-bbox="521 1268 1224 1339">&lt;button id="button" imageMso="HappyFace" label="Button" size="large" screentip="Screentip" supertip="This is the supertip string" /&gt;</pre> <p>The possible values for this attribute are defined by the <b>ST_String</b> simple type, as specified in section <a href="#">2.3.11</a>.</p>
<p><b>tag</b> (tag)</p>	<p>Specifies an arbitrary <b>string</b> that can be used to hold data or identify the control. The contents of this attribute SHOULD be passed to any callback functions specified on this control.</p> <p>If this attribute is omitted, the control's <b>tag</b> value SHOULD default to an empty <b>string</b>.</p> <p>For example, consider the following XML fragment:</p> <pre data-bbox="521 1646 1122 1692">&lt;button id="button" label="Button" tag="123456" onAction="ButtonClicked" /&gt;</pre>

Attributes	Description
	<p>This specifies a button with a <b>tag</b> value of "123456", which is passed to the <b>ButtonClicked</b> callback function.</p> <p>The possible values for this attribute are defined by the <b>ST_String</b> simple type, as specified in section <a href="#">2.3.11</a>.</p>
<p><b>visible</b> (control visibility)</p>	<p>Specifies the visibility state of the control.</p> <p>The <b>getVisible</b> and <b>visible</b> attributes are mutually exclusive. If these attributes are omitted, the control SHOULD default to being visible.</p> <p>For example, consider the following XML fragment:</p> <pre data-bbox="521 489 1019 512">&lt;tab idMso="TabHome" visible="false" /&gt;</pre> <p>In this example, the built-in tab with an <b>id</b> of "TabHome" is hidden.</p> <p>The possible values for this attribute are defined by the XML schema <b>boolean</b> datatype.</p>

The following XML schema fragment defines the contents of this element:

```
<complexType name="CT_Button">
  <complexContent>
    <extension base="CT_ButtonRegular">
      <attributeGroup ref="AG_SizeAttributes"/>
    </extension>
  </complexContent>
</complexType>
```

### 2.2.3 button (Unsize Button)

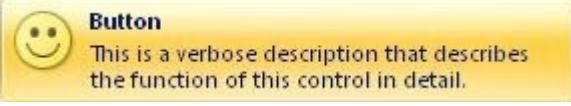
This element specifies a push-button that, because of its location, cannot have its size changed. The **size** attribute is not present. This element otherwise behaves like the regular **button** element, as specified in section [2.2.2](#).

The following table summarizes the elements that are parents of this element.

Parent Elements	Section
<b>buttonGroup</b>	<a href="#">2.2.5</a>
<b>dialogBoxLauncher</b>	<a href="#">2.2.15</a>
<b>documentControls</b>	<a href="#">2.2.16</a>
<b>dropDown</b>	<a href="#">2.2.17</a>
<b>gallery</b>	<a href="#">2.2.21</a>
<b>gallery</b>	<a href="#">2.2.22</a>
<b>menu</b>	<a href="#">2.2.28</a>
<b>menu</b>	<a href="#">2.2.26</a>
<b>menu</b>	<a href="#">2.2.29</a>

Parent Elements	Section
menu	<a href="#">2.2.27</a>
officeMenu	<a href="#">2.2.31</a>
sharedControls	<a href="#">2.2.35</a>

The following table summarizes the attributes of this element.

Attributes	Description
<b>description</b>	<p>Specifies a detailed description of the control, which is displayed in detailed views. The <b>description</b> and <b>getDescription</b> attributes are mutually exclusive. If neither attribute is specified, the control SHOULD NOT display any detailed text. For example, consider a button with a detailed description, as follows:</p>  <p>This is specified using the following XML fragment:</p> <pre>&lt;button id="button" label="Button" imageMso="HappyFace" description="This is a verbose description that describes the function of this control in detail." /&gt;</pre> <p>The possible values for this attribute are defined by the <b>ST_LongString</b> simple type, as specified in section <a href="#">2.3.8</a>.</p>
<b>enabled</b> (enabled state)	<p>Specifies the enabled state of the control. The <b>getEnabled</b> and <b>enabled</b> attributes are mutually exclusive. If neither attribute is specified, the control SHOULD default to being enabled. This attribute cannot be used to enable a built-in control that would otherwise be disabled by the application. For example, consider the following XML fragment:</p> <pre>&lt;button id="button" label="Disabled Button" enabled="false" /&gt;</pre> <p>This specifies a new button that is always disabled. A permanently disabled button is not very useful, thus the <b>enabled</b> attribute is not commonly used. The possible values for this attribute are defined by the XML schema <b>boolean</b> datatype.</p>
<b>getDescription</b> ( <b>getDescription</b> callback)	<p>Specifies the name of a callback function to be called to determine the detailed description of this control. The <b>getDescription</b> and <b>description</b> attributes are mutually exclusive. If neither attribute is specified, the control SHOULD NOT display any detailed text. For example, consider the following XML fragment:</p> <pre>&lt;button id="button" getDescription="GetButtonDescription" /&gt;</pre> <p>In this example, the <b>GetButtonDescription</b> callback function is called when the application needs to determine the detailed description of the button. The possible values for this attribute are defined by the <b>ST_Delegate</b> simple type, as specified in section <a href="#">2.3.2</a>.</p>



Attributes	Description
<b>getEnabled</b> <b>(getEnabled</b> callback)	<p>Specifies the name of a callback function to be called to determine the enabled state of this control.</p> <p>The <b>getEnabled</b> and <b>enabled</b> attributes are mutually exclusive. If neither attribute is specified, the control SHOULD default to being enabled.</p> <p>For example, consider the following XML fragment:</p> <pre data-bbox="521 380 1175 405">&lt;button id="button" getEnabled="IsButtonEnabled" /&gt;</pre> <p>In this example, the <b>IsButtonEnabled</b> callback function is to be called when the application needs to determine the enabled state of the button.</p> <p>The possible values for this attribute are defined by the <b>ST_Delegate</b> simple type, as specified in section <a href="#">2.3.2</a>.</p>
<b>getImage</b> <b>(getImage</b> callback)	<p>Specifies the name of a callback function to be called to determine the icon of this control.</p> <p>The <b>getImage</b>, <b>image</b>, and <b>imageMso</b> attributes are mutually exclusive. If none of these attributes are specified, no icon SHOULD be displayed.</p> <p>For example, consider the following XML fragment:</p> <pre data-bbox="521 741 1136 766">&lt;button id="button" getImage="GetButtonImage" /&gt;</pre> <p>In this example, the <b>GetButtonImage</b> callback function is to be called when the application needs to determine the icon of the button.</p> <p>The possible values for this attribute are defined by the <b>ST_Delegate</b> simple type, as specified in section <a href="#">2.3.2</a>.</p>
<b>getKeytip</b> <b>(getKeytip</b> callback)	<p>Specifies the name of a callback function that is called to determine the suggested KeyTip of this control.</p> <p>The <b>getKeytip</b> and <b>keytip</b> attributes are mutually exclusive. If neither attribute is specified, the application SHOULD generate a KeyTip for the control automatically.</p> <p>For example, consider the following XML fragment:</p> <pre data-bbox="521 1100 1162 1125">&lt;button id="button" getKeytip="GetButtonKeytip" /&gt;</pre> <p>In this example, the <b>GetButtonKeytip</b> callback function is to be called when the application needs to determine the KeyTip of the <b>button</b>.</p> <p>The possible values for this attribute are defined by the <b>ST_Delegate</b> simple type, as specified in section <a href="#">2.3.2</a>.</p>
<b>getLabel</b> <b>(getLabel</b> callback)	<p>Specifies the name of a callback function to be called to determine the label of this control.</p> <p>The <b>getLabel</b> and <b>label</b> attributes are mutually exclusive. If neither attribute is specified, no label SHOULD be displayed.</p> <p>For example, consider the following XML fragment:</p> <pre data-bbox="521 1461 1136 1486">&lt;button id="button" getLabel="GetButtonLabel" /&gt;</pre> <p>In this example, the <b>GetButtonLabel</b> callback function is to be called when the application needs to determine the label of the <b>button</b>.</p> <p>The possible values for this attribute are defined by the <b>ST_Delegate</b> simple type, as specified in section <a href="#">2.3.2</a>.</p>
<b>getScreentip</b> <b>(getScreentip</b> callback)	<p>Specifies the name of a callback function to be called to determine the screentip of this control.</p> <p>The <b>getScreentip</b> and <b>screentip</b> attributes are mutually exclusive. If neither</p>


Attributes	Description
	<p>attribute is specified, the application SHOULD display the label of the control as the screentip or display no screentip at all.</p> <p>For example, consider the following XML fragment:</p> <pre data-bbox="521 310 1235 338">&lt;button id="button" getScreentip="GetButtonScreentip" /&gt;</pre> <p>In this example, the <b>GetButtonScreentip</b> callback function is to be called when the application needs to determine the screentip of the button.</p> <p>The possible values for this attribute are defined by the <b>ST_Delegate</b> simple type, as specified in section <a href="#">2.3.2</a>.</p>
<p><b>getShowImage</b> (<b>getShowImage</b> callback)</p>	<p>Specifies the name of a callback function to be called to determine whether the application is to display the icon of this control.</p> <p>This attribute SHOULD have no effect if the <b>size</b> or <b>getSize</b> attributes specify that the control is "large".</p> <p>The <b>showImage</b> and <b>getShowImage</b> attributes are mutually exclusive. If neither attribute is specified, the control SHOULD display its icon.</p> <p>For example, consider the following XML fragment:</p> <pre data-bbox="521 730 1260 758">&lt;button id="button" getShowImage="IsButtonImageVisible" /&gt;</pre> <p>In this example, the <b>IsButtonImageVisible</b> callback function is to be called when the application needs to determine whether to display the icon of the <b>button</b>.</p> <p>The possible values for this attribute are defined by the <b>ST_Delegate</b> simple type, as specified in section <a href="#">2.3.2</a>.</p>
<p><b>getShowLabel</b> (<b>getShowLabel</b> callback)</p>	<p>Specifies the name of a callback function to be called to determine whether the application is to display the label of this control.</p> <p>This attribute SHOULD have no effect if the <b>size</b> or <b>getSize</b> attributes specify that the control is "large".</p> <p>The <b>showLabel</b> and <b>getShowLabel</b> attributes are mutually exclusive. If neither attribute is specified, the control SHOULD default to showing its label.</p> <p>For example, consider the following XML fragment:</p> <pre data-bbox="521 1150 1260 1178">&lt;button id="button" getShowLabel="IsButtonLabelVisible" /&gt;</pre> <p>In this example, the <b>IsButtonLabelVisible</b> callback function is to be called when the application needs to determine whether to display the label of the button.</p> <p>The possible values for this attribute are defined by the <b>ST_Delegate</b> simple type, as specified in section <a href="#">2.3.2</a>.</p>
<p><b>getSupertip</b> (<b>getSupertip</b> callback)</p>	<p>Specifies the name of a callback function to be called to determine the supertip of this control.</p> <p>The <b>getSupertip</b> and <b>supertip</b> attributes are mutually exclusive. If neither attribute is specified, no supertip for this control SHOULD be shown.</p> <p>For example, consider the following XML fragment:</p> <pre data-bbox="521 1507 1211 1535">&lt;button id="button" getSupertip="GetButtonSupertip" /&gt;</pre> <p>In this example, the <b>GetButtonSupertip</b> callback function is to be called when the application needs to determine the supertip of the <b>button</b>.</p> <p>The possible values for this attribute are defined by the <b>ST_Delegate</b> simple type, as specified in section <a href="#">2.3.2</a>.</p>
<p><b>getVisible</b></p>	<p>Specifies the name of a callback function to be called to determine the visibility</p>


Attributes	Description
<b>(getVisible</b> callback)	<p>state of this control.</p> <p>The <b>getVisible</b> and <b>visible</b> attributes are mutually exclusive. If neither attribute is specified, the control SHOULD default to being visible.</p> <p>For example, consider the following XML fragment:</p> <pre data-bbox="521 344 1174 369">&lt;button id="button" getVisible="IsButtonVisible" /&gt;</pre> <p>In this example, the <b>IsButtonVisible</b> callback function is to be called when the application needs to determine the visibility of the <b>button</b>.</p> <p>The possible values for this attribute are defined by the <b>ST_Delegate</b> simple type, as specified in section <a href="#">2.3.2</a>.</p>
<b>id</b> (control identifier)	<p>Specifies the identifier for a custom control. All custom controls MUST have unique identifiers. The identifier of a control SHOULD be passed to callback functions to identify which control corresponds to the function call.</p> <p>The <b>id</b>, <b>idQ</b>, and <b>idMso</b> attributes are mutually exclusive. At least one of these attributes MUST be specified.</p> <p>For example, consider the following XML fragment:</p> <pre data-bbox="521 730 1021 756">&lt;button id="MyButton" label="Button" /&gt;</pre> <p>This specifies a custom button control with an <b>id</b> of "MyButton".</p> <p>The possible values for this attribute are defined by the <b>ST_UniqueID</b> simple type, as specified in section <a href="#">2.3.13</a>.</p>
<b>idMso</b> (built-in control identifier)	<p>Specifies the identifier of a built-in control.</p> <p>The contents of this attribute are application-defined.</p> <p>The <b>id</b>, <b>idQ</b>, and <b>idMso</b> attributes are mutually exclusive. At least one of these attributes MUST be specified.</p> <p>For example, consider the following XML fragment:</p> <pre data-bbox="521 1073 829 1098">&lt;control idMso="Bold" /&gt;</pre> <p>This creates a clone of the control with an identifier of "Bold".</p> <p>The possible values for this attribute are defined by the <b>ST_ID</b> simple type, as specified in section <a href="#">2.3.5</a>.</p>
<b>idQ</b> (qualified control identifier)	<p>Specifies a qualified identifier for a control.</p> <p>The <b>idQ</b> attribute can be used to reference controls or containers created by other Custom UI documents.</p> <p>The <b>id</b>, <b>idQ</b>, and <b>idMso</b> attributes are mutually exclusive. At least one of these attributes MUST be specified.</p> <p>For example, consider the following XML fragment:</p> <pre data-bbox="521 1444 1313 1703">&lt;customUI   xmlns="http://schemas.microsoft.com/office/2006/01/customui"   xmlns:ex="http://www.example.com"&gt;   &lt;ribbon&gt;     &lt;tabs&gt;       &lt;tab idQ="ex:OtherTab" label="Shared Tab"&gt;         &lt;group id="MyGroup" label="My Group"&gt;           ...         &lt;/group&gt;       &lt;/tab&gt;</pre>

Attributes	Description
	<pre data-bbox="521 201 667 275">&lt;/tabs&gt; &lt;/ribbon&gt; &lt;/customUI&gt;</pre> <p data-bbox="493 310 1360 411">In this case, "ex" is an XML namespace prefix for the namespace <a href="http://www.example.com">http://www.example.com</a>. This XML fragment refers to a <b>tab</b> in that namespace with an identifier of "OtherTab". If that <b>tab</b> cannot be found, it is created. A new group belonging to this file is added to the <b>tab</b>.</p> <p data-bbox="493 422 1360 470">The possible values for this attribute are defined by the <b>ST_QID</b> simple type, as specified in section <a href="#">2.3.9</a>.</p>
<b>image</b> (custom image identifier)	<p data-bbox="493 495 1360 569">Specifies the relationship identifier for an image to be used as the icon for this control. This attribute is used to specify an embedded picture that resides locally within the containing file.</p> <p data-bbox="493 579 1360 632">The <b>getImage</b>, <b>image</b>, and <b>imageMso</b> attributes are mutually exclusive. If none of these attributes are specified, no icon SHOULD be displayed.</p> <p data-bbox="493 642 1036 663">For example, consider the following XML fragment:</p> <pre data-bbox="521 690 1032 716">&lt;button id="button" image="ForestPic" /&gt;</pre> <p data-bbox="493 747 1305 795">This specifies a custom button whose icon is to be the embedded image file referenced by the relationship identifier of "ForestPic".</p> <p data-bbox="493 806 1360 854">The possible values for this attribute are defined by the <b>ST_Uri</b> simple type, as specified in section <a href="#">2.3.14</a>.</p>
<b>imageMso</b> (built-in image identifier)	<p data-bbox="493 884 1360 957">Specifies the identifier of a built-in image to be used as the icon of this control. The contents of this attribute are application-defined and SHOULD be ignored if not understood.</p> <p data-bbox="493 968 1360 1020">The <b>getImage</b>, <b>image</b>, and <b>imageMso</b> attributes are mutually exclusive. If none of these attributes are specified, no icon SHOULD be displayed.</p> <p data-bbox="493 1031 1036 1052">For example, consider the following XML fragment:</p> <pre data-bbox="521 1079 1008 1104">&lt;button id="button" imageMso="Bold" /&gt;</pre> <p data-bbox="493 1136 1360 1184">This specifies a custom <b>button</b> that uses the built-in image with an identifier of "Bold".</p> <p data-bbox="493 1194 1360 1243">The possible values for this attribute are defined by the <b>ST_ID</b> simple type, as specified in section <a href="#">2.3.5</a>.</p>
<b>insertAfterMso</b> (identifier of built-in control to insert after)	<p data-bbox="493 1278 1360 1331">Specifies the identifier of a built-in control that this control is to be inserted after. If the value of this attribute is not understood, it SHOULD be ignored.</p> <p data-bbox="493 1341 1360 1436">The <b>insertAfterMso</b>, <b>insertAfterQ</b>, <b>insertBeforeMso</b>, and <b>insertBeforeQ</b> attributes are mutually exclusive. If none of these attributes are specified, the controls SHOULD be appended to the existing set of controls, in the order they are defined in the XML.</p> <p data-bbox="493 1446 1036 1467">For example, consider the following XML fragment:</p> <pre data-bbox="521 1495 1289 1568">&lt;tab id="MyTab" insertAfterMso="TabHome" label="Custom Tab"&gt; ... &lt;/tab&gt;</pre> <p data-bbox="493 1600 1360 1652">In this example, a new custom tab with an <b>id</b> of "MyTab" is to be inserted after the built-in tab with an identifier of "TabHome".</p> <p data-bbox="493 1663 1360 1711">The possible values for this attribute are defined by the <b>ST_ID</b> simple type, as specified in section <a href="#">2.3.5</a>.</p>

Attributes	Description
<b>insertAfterQ</b> (qualified identifier of control to insert after)	<p>Specifies the qualified identifier of a control that this control is to be inserted after. If the value of this attribute is not understood, it SHOULD be ignored.</p> <p>The <b>insertAfterMso</b>, <b>insertAfterQ</b>, <b>insertBeforeMso</b>, and <b>insertBeforeQ</b> attributes are mutually exclusive. If none of these attributes are specified, the controls SHOULD be appended to the existing set of controls, in the order they are defined in the XML.</p> <p>For example, consider the following XML fragment:</p> <pre data-bbox="521 432 1300 506">&lt;tab id="MyTab" insertAfterQ="x:OtherTab" label="Custom Tab"&gt; ... &lt;/tab&gt;</pre> <p>In this example, a new custom tab with an <b>id</b> of "MyTab" is inserted after the custom tab with a qualified identifier of "x:OtherTab".</p> <p>The possible values for this attribute are defined by the <b>ST_QID</b> simple type, as specified in section <a href="#">2.3.9</a>.</p>
<b>insertBeforeMso</b> (identifier of built-in control to insert before)	<p>Specifies the identifier of a built-in control that this control is to be inserted before. If the value of this attribute is not understood, it SHOULD be ignored.</p> <p>The <b>insertAfterMso</b>, <b>insertAfterQ</b>, <b>insertBeforeMso</b>, and <b>insertBeforeQ</b> attributes are mutually exclusive. If none of these attributes are specified, the controls SHOULD be appended to the existing set of controls, in the order they are defined in the XML.</p> <p>For example, consider the following XML fragment:</p> <pre data-bbox="521 898 1300 972">&lt;tab id="MyTab" insertBeforeMso="TabHome" label="Custom Tab"&gt; ... &lt;/tab&gt;</pre> <p>In this example, a new custom tab with an <b>id</b> of "MyTab" is inserted before the built-in tab with an identifier of "TabHome".</p> <p>The possible values for this attribute are defined by the <b>ST_ID</b> simple type, as specified in section <a href="#">2.3.5</a>.</p>
<b>insertBeforeQ</b> (qualified identifier of control to insert before)	<p>Specifies the qualified identifier of a control that this control is to be inserted before. If the value of this attribute is not understood, it SHOULD be ignored.</p> <p>The <b>insertAfterMso</b>, <b>insertAfterQ</b>, <b>insertBeforeMso</b>, and <b>insertBeforeQ</b> attributes are mutually exclusive. If none of these attributes are specified, the controls SHOULD be appended to the existing set of controls, in the order they are defined in the XML.</p> <p>For example, consider the following XML fragment:</p> <pre data-bbox="521 1360 1300 1434">&lt;tab id="MyTab" insertBeforeQ="x:OtherTab" label="Custom Tab"&gt; ... &lt;/tab&gt;</pre> <p>In this example, a new custom tab with an <b>id</b> of "MyTab" is inserted before the custom tab with a qualified identifier of "x:OtherTab".</p> <p>The possible values for this attribute are defined by the <b>ST_QID</b> simple type, as specified in section <a href="#">2.3.9</a>.</p>
<b>keytip</b> (Keytip)	<p>Specifies a <b>string</b> to be used as the suggested KeyTip for this control.</p> <p>The <b>keytip</b> and <b>getKeytip</b> attributes are mutually exclusive. If neither attribute is specified, the application SHOULD generate a KeyTip for the control automatically.</p> <p>For example, consider a button with KeyTip 'K', as follows:</p>

Attributes	Description
	 <p>This is specified using the following XML fragment:</p> <pre data-bbox="521 352 1211 378">&lt;button id="button" imageMso="HappyFace" keytip="K" /&gt;</pre> <p>The possible values for this attribute are defined by the <b>ST_Keytip</b> simple type, as specified in section <a href="#">2.3.7</a>.</p>
<b>label</b> (Label)	<p>Specifies a <b>string</b> to be used as the label for this control.</p> <p>The <b>label</b> and <b>getLabel</b> attributes are mutually exclusive. If neither attribute is specified, no label SHOULD be displayed.</p> <p>For example, consider the following XML fragment:</p> <pre data-bbox="521 632 1084 657">&lt;button id="button" label="Custom Button" /&gt;</pre> <p>This specifies a custom <b>button</b> with a <b>label</b> of "Custom Button".</p> <p>The possible values for this attribute are defined by the <b>ST_String</b> simple type, as specified in section <a href="#">2.3.11</a>.</p>
<b>onAction</b> ( <b>onAction</b> callback)	<p>Specifies the name of a callback function to be called when this control is invoked by the user.</p> <p>For example, consider the following XML fragment:</p> <pre data-bbox="521 905 1317 930">&lt;button id="button" label="Button" onAction="ButtonClicked" /&gt;</pre> <p>This specifies a <b>button</b> that calls the <b>ButtonClicked</b> callback function when it is invoked.</p> <p>The possible values for this attribute are defined by the <b>ST_Delegate</b> simple type, as specified in section <a href="#">2.3.2</a>.</p>
<b>screentip</b> (screentip)	<p>Specifies a <b>string</b> to be shown as the screentip for this control.</p> <p>The <b>screentip</b> and <b>getScreentip</b> attributes are mutually exclusive. If neither attribute is specified, the application SHOULD display the <b>label</b> of the control as the screentip or display no screentip at all.</p> <p>For example, consider a button with a screentip, as follows:</p>  <p>This is specified using the following XML fragment:</p> <pre data-bbox="521 1640 1224 1692">&lt;button id="button" imageMso="HappyFace" label="Button" size="large" screentip="This is the screentip" /&gt;</pre>

Attributes	Description
	<p>The possible values for this attribute are defined by the <b>ST_String</b> simple type, as specified in section <a href="#">2.3.11</a>.</p>
<p><b>showImage</b> (show image)</p>	<p>Specifies whether this control displays an icon.</p> <p>This attribute SHOULD have no effect if the <b>size</b> or <b>getSize</b> attributes specify that the control is "large".</p> <p>The <b>showImage</b> and <b>getShowImage</b> attributes are mutually exclusive. If neither attribute is specified, the control SHOULD display its icon.</p> <p>For example, consider a <b>button</b> that does not display an icon, as follows:</p>  <p>This is specified using the following XML fragment:</p> <pre data-bbox="521 701 992 751">&lt;button id="button" showImage="false"   label="Button with no icon" /&gt;</pre> <p>The possible values for this attribute are defined by the XML schema <b>boolean</b> datatype.</p>
<p><b>showLabel</b> (Show Label)</p>	<p>Specifies whether this control displays its label.</p> <p>This attribute SHOULD have no effect if the <b>size</b> or <b>getSize</b> attributes specify that the control is "large".</p> <p>The <b>showLabel</b> and <b>getShowLabel</b> attributes are mutually exclusive. If neither attribute is specified, the control SHOULD default to showing its label.</p> <p>For example, consider the following XML fragment:</p> <pre data-bbox="521 1062 1170 1113">&lt;button id="button" label="Label" showLabel="false"   imageMso="HappyFace" /&gt;</pre> <p>This specifies a <b>button</b> that has a label, but does not show it. Even though the <b>label</b> is hidden, it is provided to accessibility tools.</p> <p>The possible values for this attribute are defined by the XML schema <b>boolean</b> datatype.</p>
<p><b>supertip</b> (Supertip)</p>	<p>Specifies a <b>string</b> to be shown as the supertip of the control.</p> <p>The <b>supertip</b> and <b>getSupertip</b> attributes are mutually exclusive. If neither attribute is specified, no supertip for this control SHOULD be shown.</p> <p>For example, consider a control with a supertip, as follows:</p>

Attributes	Description
	 <p>This is specified using the following XML fragment:</p> <pre data-bbox="521 640 1224 716">&lt;button id="button" imageMso="HappyFace" label="Button" size="large" screentip="Screentip" supertip="This is the supertip string" /&gt;</pre> <p>The possible values for this attribute are defined by the <b>ST_String</b> simple type, as specified in section <a href="#">2.3.11</a>.</p>
<b>tag</b> (Tag)	<p>Specifies an arbitrary <b>string</b> that can be used to hold data or identify the control. The contents of this attribute SHOULD be passed to any callback functions specified on this control.</p> <p>If this attribute is omitted, the control's <b>tag</b> value SHOULD default to an empty <b>string</b>.</p> <p>For example, consider the following XML fragment:</p> <pre data-bbox="521 1018 1122 1073">&lt;button id="button" label="Button" tag="123456" onAction="ButtonClicked" /&gt;</pre> <p>This specifies a <b>button</b> with a <b>tag</b> value of "123456", which is passed to the <b>ButtonClicked</b> callback function.</p> <p>The possible values for this attribute are defined by the <b>ST_String</b> simple type, as specified in section <a href="#">2.3.11</a>.</p>
<b>visible</b> (control visibility)	<p>Specifies the visibility state of the control.</p> <p>The <b>getVisible</b> and <b>visible</b> attributes are mutually exclusive. If these attributes are omitted, the control SHOULD default to being visible.</p> <p>For example, consider the following XML fragment:</p> <pre data-bbox="521 1381 1019 1402">&lt;tab idMso="TabHome" visible="false" /&gt;</pre> <p>In this example, the built-in tab with an identifier of "TabHome" is hidden.</p> <p>The possible values for this attribute are defined by the XML schema <b>boolean</b> datatype.</p>

The following XML schema fragment defines the contents of this element:

```
<complexType name="CT_ButtonRegular">
  <complexContent>
    <extension base="CT_Control">
      <attributeGroup ref="AG_Action"/>
    </extension>
  </complexContent>
</complexType>
```



```

<attributeGroup ref="AG_Enabled"/>
<attributeGroup ref="AG_Description"/>
<attributeGroup ref="AG_Image"/>
</extension>
</complexContent>
</complexType>

```


## 2.2.4 button (Button Inside of a Split Button)

This element specifies a push-button that is a child of a split button control. The **visible** and **getVisible** attributes are not present because the visibility is controlled by the split button. This element otherwise behaves in the same way as the unsized **button** element, as specified in section [2.2.3](#).

The following table summarizes the elements that are parents of this element.

Parent Elements	Section
<b>splitButton</b>	<a href="#">2.2.38</a>
<b>splitButton</b>	<a href="#">2.2.36</a>
<b>splitButton</b>	<a href="#">2.2.37</a>

The following table summarizes the attributes of this element.

Attributes	Description
<b>description</b> (description)	<p>Specifies a detailed description of the control, which is displayed in detailed views. The <b>description</b> and <b>getDescription</b> attributes are mutually exclusive. If neither attribute is specified, the control SHOULD NOT display any detailed text. For example, consider a <b>button</b> with a detailed <b>description</b>, as follows:</p>  <p>This is specified using the following XML fragment:</p> <pre>&lt;button id="button" label="Button" imageMso="HappyFace" description="This is a verbose description that describes the function of this control in detail." /&gt;</pre> <p>The possible values for this attribute are defined by the <b>ST_LongString</b> simple type, as specified in section <a href="#">2.3.8</a>.</p>
<b>enabled</b> (enabled state)	<p>Specifies the enabled state of the control. The <b>getEnabled</b> and <b>enabled</b> attributes are mutually exclusive. If neither attribute is specified, the control SHOULD default to being enabled. This attribute cannot be used to enable a built-in control that would otherwise be disabled by the application. For example, consider the following XML fragment:</p> <pre>&lt;button id="button" label="Disabled Button" enabled="false" /&gt;</pre> <p>This specifies a new <b>button</b> that is always disabled. A permanently disabled button</p>


Attributes	Description
	<p>is not very useful, thus the <b>enabled</b> attribute is not commonly used.</p> <p>The possible values for this attribute are defined by the XML schema <b>boolean</b> datatype.</p>
<p><b>getDescription</b> (<b>getDescription</b> callback)</p>	<p>Specifies the name of a callback function to be called to determine the detailed description of this control.</p> <p>The <b>getDescription</b> and <b>description</b> attributes are mutually exclusive. If neither attribute is specified, the control SHOULD NOT display any detailed text.</p> <p>For example, consider the following XML fragment:</p> <pre data-bbox="521 478 1289 506">&lt;button id="button" getDescription="GetButtonDescription" /&gt;</pre> <p>In this example, the <b>GetButtonDescription</b> callback function is called when the application needs to determine the detailed description of the <b>button</b>.</p> <p>The possible values for this attribute are defined by the <b>ST_Delegate</b> simple type, as specified in section <a href="#">2.3.2</a>.</p>
<p><b>getEnabled</b> (<b>getEnabled</b> callback)</p>	<p>Specifies the name of a callback function to be called to determine the enabled state of this control.</p> <p>The <b>getEnabled</b> and <b>enabled</b> attributes are mutually exclusive. If neither attribute is specified, the control SHOULD default to being enabled.</p> <p>For example, consider the following XML fragment:</p> <pre data-bbox="521 842 1175 869">&lt;button id="button" getEnabled="IsButtonEnabled" /&gt;</pre> <p>In this example, the <b>IsButtonEnabled</b> callback function is called when the application needs to determine the enabled state of the <b>button</b>.</p> <p>The possible values for this attribute are defined by the <b>ST_Delegate</b> simple type, as specified in section <a href="#">2.3.2</a>.</p>
<p><b>getImage</b> (<b>getImage</b> callback)</p>	<p>Specifies the name of a callback function to be called to determine the icon of this control.</p> <p>The <b>getImage</b>, <b>image</b>, and <b>imageMso</b> attributes are mutually exclusive. If none of these attributes are specified, no icon SHOULD be displayed.</p> <p>For example, consider the following XML fragment:</p> <pre data-bbox="521 1203 1135 1230">&lt;button id="button" getImage="GetButtonImage" /&gt;</pre> <p>In this example, the <b>GetButtonImage</b> callback function is called when the application needs to determine the icon of the <b>button</b>.</p> <p>The possible values for this attribute are defined by the <b>ST_Delegate</b> simple type, as specified in section <a href="#">2.3.2</a>.</p>
<p><b>getKeytip</b> (<b>getKeytip</b> callback)</p>	<p>Specifies the name of a callback function to be called to determine the suggested KeyTip of this control.</p> <p>The <b>getKeytip</b> and <b>keytip</b> attributes are mutually exclusive. If neither attribute is specified, the application SHOULD generate a KeyTip for the control automatically.</p> <p>For example, consider the following XML fragment:</p> <pre data-bbox="521 1564 1162 1591">&lt;button id="button" getKeytip="GetButtonKeytip" /&gt;</pre> <p>In this example, the <b>GetButtonKeytip</b> callback function is called when the application needs to determine the KeyTip of the <b>button</b>.</p> <p>The possible values for this attribute are defined by the <b>ST_Delegate</b> simple type, as specified in section <a href="#">2.3.2</a>.</p>



Attributes	Description
<b>getLabel</b> <b>(getLabel</b> callback)	<p>Specifies the name of a callback function to be called to determine the label of this control.</p> <p>The <b>getLabel</b> and <b>label</b> attributes are mutually exclusive. If neither attribute is specified, no <b>label</b> SHOULD be displayed.</p> <p>For example, consider the following XML fragment:</p> <pre data-bbox="521 380 1133 405">&lt;button id="button" getLabel="GetButtonLabel" /&gt;</pre> <p>In this example, the <b>GetButtonLabel</b> callback function is called when the application needs to determine the <b>label</b> of the <b>button</b>.</p> <p>The possible values for this attribute are defined by the <b>ST_Delegate</b> simple type, as specified in section <a href="#">2.3.2</a>.</p>
<b>getScreentip</b> <b>(getScreentip</b> callback)	<p>Specifies the name of a callback function that is called to determine the screentip of this control.</p> <p>The <b>getScreentip</b> and <b>screentip</b> attributes are mutually exclusive. If neither attribute is specified, the application SHOULD display the label of the control as the screentip or display no screentip at all.</p> <p>For example, consider the following XML fragment:</p> <pre data-bbox="521 764 1235 789">&lt;button id="button" getScreentip="GetButtonScreentip" /&gt;</pre> <p>In this example, the <b>GetButtonScreentip</b> callback function is called when the application needs to determine the screentip of the button.</p> <p>The possible values for this attribute are defined by the <b>ST_Delegate</b> simple type, as specified in section <a href="#">2.3.2</a>.</p>
<b>getShowImage</b> <b>(getShowImage</b> callback)	<p>Specifies the name of a callback function that is called to determine whether the application SHOULD display the icon of this control.</p> <p>This attribute SHOULD have no effect if the <b>size</b> or <b>getSize</b> attributes specify that the control is "large".</p> <p>The <b>showImage</b> and <b>getShowImage</b> attributes are mutually exclusive. If neither attribute is specified, the control SHOULD display its icon.</p> <p>For example, consider the following XML fragment:</p> <pre data-bbox="521 1184 1260 1209">&lt;button id="button" getShowImage="IsButtonImageVisible" /&gt;</pre> <p>In this example, the <b>IsButtonImageVisible</b> callback function is called when the application needs to determine whether to display the icon of the button.</p> <p>The possible values for this attribute are defined by the <b>ST_Delegate</b> simple type, as specified in section <a href="#">2.3.2</a>.</p>
<b>getShowLabel</b> <b>(getShowLabel</b> callback)	<p>Specifies the name of a callback function that is called to determine whether the application SHOULD display the label of this control.</p> <p>This attribute SHOULD have no effect if the <b>size</b> or <b>getSize</b> attributes specify that the control is "large".</p> <p>The <b>showLabel</b> and <b>getShowLabel</b> attributes are mutually exclusive. If neither attribute is specified, the control SHOULD default to showing its label.</p> <p>For example, consider the following XML fragment:</p> <pre data-bbox="521 1604 1260 1629">&lt;button id="button" getShowLabel="IsButtonLabelVisible" /&gt;</pre> <p>In this example, the <b>IsButtonLabelVisible</b> callback function is called when the application needs to determine whether to display the label of the button.</p>

Attributes	Description
	<p>The possible values for this attribute are defined by the <b>ST_Delegate</b> simple type, as specified in section <a href="#">2.3.2</a>.</p>
<p><b>getSupertip</b> (<b>getSupertip</b> callback)</p>	<p>Specifies the name of a callback function that is called to determine the supertip of this control.</p> <p>The <b>getSupertip</b> and <b>supertip</b> attributes are mutually exclusive. If neither attribute is specified, no supertip for this control SHOULD be shown.</p> <p>For example, consider the following XML fragment:</p> <pre data-bbox="521 449 1211 474">&lt;button id="button" getSupertip="GetButtonSupertip" /&gt;</pre> <p>In this example, the <b>GetButtonSupertip</b> callback function is called when the application needs to determine the supertip of the button.</p> <p>The possible values for this attribute are defined by the <b>ST_Delegate</b> simple type, as specified in section <a href="#">2.3.2</a>.</p>
<p><b>getVisible</b> (<b>getVisible</b> callback)</p>	<p>Specifies the name of a callback function that is called to determine the visibility state of this control.</p> <p>The <b>getVisible</b> and <b>visible</b> attributes are mutually exclusive. If neither attribute is specified, the control SHOULD default to being visible.</p> <p>For example, consider the following XML fragment:</p> <pre data-bbox="521 810 1174 835">&lt;button id="button" getVisible="IsButtonVisible" /&gt;</pre> <p>In this example, the <b>IsButtonVisible</b> callback function is called when the application needs to determine the visibility of the button.</p> <p>The possible values for this attribute are defined by the <b>ST_Delegate</b> simple type, as specified in section <a href="#">2.3.2</a>.</p>
<p><b>id</b> (control identifier)</p>	<p>Specifies the identifier for a custom control. All custom controls MUST have unique identifiers. The identifier of a control SHOULD be passed to callback functions to identify which control corresponds to the function call.</p> <p>The <b>id</b>, <b>idQ</b>, and <b>idMso</b> attributes are mutually exclusive. At least one of these attributes MUST be specified.</p> <p>For example, consider the following XML fragment:</p> <pre data-bbox="521 1192 1019 1218">&lt;button id="MyButton" label="Button" /&gt;</pre> <p>This specifies a custom button control with an <b>id</b> of "MyButton".</p> <p>The possible values for this attribute are defined by the <b>ST_UniqueID</b> simple type, as specified in section <a href="#">2.3.13</a>.</p>
<p><b>idMso</b> (built-in control identifier)</p>	<p>Specifies the identifier of a built-in control.</p> <p>The contents of this attribute are application-defined.</p> <p>The <b>id</b>, <b>idQ</b>, and <b>idMso</b> attributes are mutually exclusive. At least one of these attributes MUST be specified.</p> <p>For example, consider the following XML fragment:</p> <pre data-bbox="521 1539 829 1564">&lt;control idMso="Bold" /&gt;</pre> <p>This creates a clone of the control with an identifier of "Bold".</p> <p>The possible values for this attribute are defined by the <b>ST_ID</b> simple type, as specified in section <a href="#">2.3.5</a>.</p>
<p><b>idQ</b> (qualified)</p>	<p>Specifies a qualified identifier for a control.</p>


Attributes	Description
control identifier)	<p>The <b>idQ</b> attribute can be used to reference controls or containers created by other Custom UI documents.</p> <p>The <b>id</b>, <b>idQ</b>, and <b>idMso</b> attributes are mutually exclusive. At least one of these attributes <b>MUST</b> be specified.</p> <p>For example, consider the following XML fragment:</p> <pre data-bbox="521 373 1312 716"> &lt;customUI   xmlns="http://schemas.microsoft.com/office/2006/01/customui"   xmlns:ex="http://www.example.com"&gt;   &lt;ribbon&gt;     &lt;tabs&gt;       &lt;tab idQ="ex:OtherTab" label="Shared Tab"&gt;         &lt;group id="MyGroup" label="My Group"&gt;           ...         &lt;/group&gt;       &lt;/tab&gt;     &lt;/tabs&gt;   &lt;/ribbon&gt; &lt;/customUI&gt; </pre> <p>In this case, <b>ex</b> is an XML namespace prefix for the namespace <a href="http://www.example.com">http://www.example.com</a>. This XML fragment refers to a <b>tab</b> in that namespace with an identifier of "OtherTab". If that tab cannot be found, it is created. A new group belonging to this file is added to the tab.</p> <p>The possible values for this attribute are defined by the <b>ST_QID</b> simple type, as specified in section <a href="#">2.3.9</a>.</p>
<b>image</b> (custom image identifier)	<p>Specifies the relationship identifier for an image that is used as the icon for this control. This attribute is used to specify an embedded picture that resides locally within the containing file.</p> <p>The <b>getImage</b>, <b>image</b>, and <b>imageMso</b> attributes are mutually exclusive. If none of these attributes are specified, no icon <b>SHOULD</b> be displayed.</p> <p>For example, consider the following XML fragment:</p> <pre data-bbox="521 1129 1032 1157"> &lt;button id="button" image="ForestPic" /&gt; </pre> <p>This specifies a custom button whose icon <b>SHOULD</b> be the embedded image file referenced by the relationship identifier of "ForestPic".</p> <p>The possible values for this attribute are defined by the <b>ST_Uri</b> simple type, as specified in section <a href="#">2.3.14</a>.</p>
<b>imageMso</b> (built-in image identifier)	<p>Specifies the identifier of a built-in image that is used as the icon of this control. The contents of this attribute are application-defined and <b>SHOULD</b> be ignored if not understood.</p> <p>The <b>getImage</b>, <b>image</b>, and <b>imageMso</b> attributes are mutually exclusive. If none of these attributes are specified, no icon <b>SHOULD</b> be displayed.</p> <p>For example, consider the following XML fragment:</p> <pre data-bbox="521 1524 1008 1551"> &lt;button id="button" imageMso="Bold" /&gt; </pre> <p>This specifies a custom button that uses the built-in image with an <b>id</b> of "Bold".</p> <p>The possible values for this attribute are defined by the <b>ST_ID</b> simple type, as specified in section <a href="#">2.3.5</a>.</p>
<b>insertAfterMso</b>	Specifies the identifier of a built-in control that this control is to be inserted after. If

Attributes	Description
(identifier of built-in control to insert after)	<p>the value of this attribute is not understood, it SHOULD be ignored.</p> <p>The <b>insertAfterMso</b>, <b>insertAfterQ</b>, <b>insertBeforeMso</b>, and <b>insertBeforeQ</b> attributes are mutually exclusive. If none of these attributes are specified, the controls SHOULD be appended to the existing set of controls, in the order they are defined in the XML.</p> <p>For example, consider the following XML fragment:</p> <pre data-bbox="521 401 1289 474">&lt;tab id="MyTab" insertAfterMso="TabHome" label="Custom Tab"&gt; ... &lt;/tab&gt;</pre> <p>In this example, a new custom tab with an <b>id</b> of "MyTab" is to be inserted after the built-in tab with an identifier of "TabHome".</p> <p>The possible values for this attribute are defined by the <b>ST_ID</b> simple type, as specified in section <a href="#">2.3.5</a>.</p>
<b>insertAfterQ</b> (qualified identifier of control to insert after)	<p>Specifies the qualified identifier of a control that this control is to be inserted after. If the value of this attribute is not understood, it SHOULD be ignored.</p> <p>The <b>insertAfterMso</b>, <b>insertAfterQ</b>, <b>insertBeforeMso</b>, and <b>insertBeforeQ</b> attributes are mutually exclusive. If none of these attributes are specified, the controls SHOULD be appended to the existing set of controls, in the order they are defined in the XML.</p> <p>For example, consider the following XML fragment:</p> <pre data-bbox="521 863 1300 936">&lt;tab id="MyTab" insertAfterQ="x:OtherTab" label="Custom Tab"&gt; ... &lt;/tab&gt;</pre> <p>In this example, a new custom tab with an <b>id</b> of "MyTab" is to be inserted after the custom tab with a qualified identifier of "x:OtherTab".</p> <p>The possible values for this attribute are defined by the <b>ST_QID</b> simple type, as specified in section <a href="#">2.3.9</a>.</p>
<b>insertBeforeMso</b> (identifier of built-in control to insert before)	<p>Specifies the identifier of a built-in control that this control is to be inserted before. If the value of this attribute is not understood, it SHOULD be ignored.</p> <p>The <b>insertAfterMso</b>, <b>insertAfterQ</b>, <b>insertBeforeMso</b>, and <b>insertBeforeQ</b> attributes are mutually exclusive. If none of these attributes are specified, the controls SHOULD be appended to the existing set of controls, in the order they are defined in the XML.</p> <p>For example, consider the following XML fragment:</p> <pre data-bbox="521 1325 1300 1398">&lt;tab id="MyTab" insertBeforeMso="TabHome" label="Custom Tab"&gt; ... &lt;/tab&gt;</pre> <p>In this example, a new custom tab with an <b>id</b> of "MyTab" is to be inserted before the built-in tab with an identifier of "TabHome".</p> <p>The possible values for this attribute are defined by the <b>ST_ID</b> simple type, as specified in section <a href="#">2.3.5</a>.</p>
<b>insertBeforeQ</b> (qualified identifier of control to insert before)	<p>Specifies the qualified identifier of a control that this control is to be inserted before. If the value of this attribute is not understood, it SHOULD be ignored.</p> <p>The <b>insertAfterMso</b>, <b>insertAfterQ</b>, <b>insertBeforeMso</b>, and <b>insertBeforeQ</b> attributes are mutually exclusive. If none of these attributes are specified, the controls SHOULD be appended to the existing set of controls, in the order they are</p>

Attributes	Description
	<p>defined in the XML.</p> <p>For example, consider the following XML fragment:</p> <pre data-bbox="521 289 1317 363">&lt;tab id="MyTab" insertBeforeQ="x:OtherTab" label="Custom Tab"&gt; ... &lt;/tab&gt;</pre> <p>In this example, a new custom tab with an <b>id</b> of "MyTab" is to be inserted before the custom tab with a qualified identifier of x:OtherTab.</p> <p>The possible values for this attribute are defined by the <b>ST_QID</b> simple type, as specified in section <a href="#">2.3.9</a>.</p>
<p><b>keytip</b> (keytip)</p>	<p>Specifies a <b>string</b> to be used as the suggested KeyTip for this control.</p> <p>The <b>keytip</b> and <b>getKeytip</b> attributes are mutually exclusive. If neither attribute is specified, the application SHOULD generate a KeyTip for the control automatically.</p> <p>For example, consider a button with KeyTip 'K', as follows:</p>  <p>This is specified using the following XML fragment:</p> <pre data-bbox="521 810 1211 831">&lt;button id="button" imageMso="HappyFace" keytip="K" /&gt;</pre> <p>The possible values for this attribute are defined by the <b>ST_Keytip</b> simple type, as specified in section <a href="#">2.3.7</a>.</p>
<p><b>label</b> (label)</p>	<p>Specifies a string to be used as the label for this control.</p> <p>The <b>label</b> and <b>getLabel</b> attributes are mutually exclusive. If neither attribute is specified, no label SHOULD be displayed.</p> <p>For example, consider the following XML fragment:</p> <pre data-bbox="521 1083 1084 1104">&lt;button id="button" label="Custom Button" /&gt;</pre> <p>This specifies a custom <b>button</b> with a <b>label</b> of "Custom Button".</p> <p>The possible values for this attribute are defined by the <b>ST_String</b> simple type, as specified in section <a href="#">2.3.11</a>.</p>
<p><b>onAction</b> (onAction callback)</p>	<p>Specifies the name of a callback function to be called when this control is invoked by the user.</p> <p>For example, consider the following XML fragment:</p> <pre data-bbox="521 1356 1317 1377">&lt;button id="button" label="Button" onAction="ButtonClicked" /&gt;</pre> <p>This specifies a <b>button</b> that calls the <b>ButtonClicked</b> callback function when it is invoked.</p> <p>The possible values for this attribute are defined by the <b>ST_Delegate</b> simple type, as specified in section <a href="#">2.3.2</a>.</p>
<p><b>screentip</b> (screentip)</p>	<p>Specifies a <b>string</b> to be shown as the screentip for this control.</p> <p>The <b>screentip</b> and <b>getScreentip</b> attributes are mutually exclusive. If neither attribute is specified, the application SHOULD display the label of the control as the screentip or display no screentip at all.</p> <p>For example, consider a button with a screentip, as follows:</p>

Attributes	Description
	 <p>This is specified using the following XML fragment:</p> <pre data-bbox="521 596 1224 646">&lt;button id="button" imageMso="HappyFace" label="Button" size="large" screentip="This is the screentip" /&gt;</pre> <p>The possible values for this attribute are defined by the <b>ST_String</b> simple type, as specified in section <a href="#">2.3.11</a>.</p>
<p><b>showImage</b> (show image)</p>	<p>Specifies whether this control displays an icon. This attribute SHOULD have no effect if the <b>size</b> or <b>getSize</b> attributes specify that the control is "large".</p> <p>The <b>showImage</b> and <b>getShowImage</b> attributes are mutually exclusive. If neither attribute is specified, the control SHOULD display its icon.</p> <p>For example, consider a button that does not display an icon, as follows:</p>  <p>This is specified using the following XML fragment:</p> <pre data-bbox="521 1171 997 1222">&lt;button id="button" showImage="false" label="Button with no icon" /&gt;</pre> <p>The possible values for this attribute are defined by the XML schema <b>boolean</b> datatype.</p>
<p><b>showLabel</b> (show label)</p>	<p>Specifies whether this control displays its label. This attribute SHOULD have no effect if the <b>size</b> or <b>getSize</b> attributes specify that the control is "large".</p> <p>The <b>showLabel</b> and <b>getShowLabel</b> attributes are mutually exclusive. If neither attribute is specified, the control SHOULD default to showing its label.</p> <p>For example, consider the following XML fragment:</p> <pre data-bbox="521 1535 1175 1585">&lt;button id="button" label="Label" showLabel="false" imageMso="HappyFace" /&gt;</pre> <p>This specifies a <b>button</b> that has a <b>label</b>, but does not show it. Even though the <b>label</b> is hidden, it is provided to accessibility tools.</p> <p>The possible values for this attribute are defined by the XML schema <b>boolean</b> datatype.</p>



Attributes	Description
<p><b>supertip</b> (supertip)</p>	<p>Specifies a <b>string</b> to be shown as the supertip of the control.</p> <p>The <b>supertip</b> and <b>getSupertip</b> attributes are mutually exclusive. If neither attribute is specified no supertip for this control SHOULD be shown.</p> <p>For example, consider a control with a supertip, as follows:</p>  <p>This is specified using the following XML fragment:</p> <pre data-bbox="521 772 1224 850">&lt;button id="button" imageMso="HappyFace" label="Button"   size="large" screentip="Screentip"   supertip="This is the supertip string" /&gt;</pre> <p>The possible values for this attribute are defined by the <b>ST_String</b> simple type, as specified in section <a href="#">2.3.11</a>.</p>
<p><b>tag</b> (tag)</p>	<p>Specifies an arbitrary <b>string</b> that can be used to hold data or identify the control. The contents of this attribute SHOULD be passed to any callback functions specified on this control.</p> <p>If this attribute is omitted, the control's <b>tag</b> value SHOULD default to an empty <b>string</b>.</p> <p>For example, consider the following XML fragment:</p> <pre data-bbox="521 1150 1122 1203">&lt;button id="button" label="Button" tag="123456"   onAction="ButtonClicked" /&gt;</pre> <p>This specifies a <b>button</b> with a <b>tag</b> value of "123456", which is passed to the <b>ButtonClicked</b> callback function.</p> <p>The possible values for this attribute are defined by the <b>ST_String</b> simple type, as specified in section <a href="#">2.3.11</a>.</p>
<p><b>visible</b> (control visibility)</p>	<p>Specifies the visibility state of the control.</p> <p>The <b>getVisible</b> and <b>visible</b> attributes are mutually exclusive. If these attributes are omitted, the control SHOULD default to being visible.</p> <p>For example, consider the following XML fragment:</p> <pre data-bbox="521 1514 1019 1539">&lt;tab idMso="TabHome" visible="false" /&gt;</pre> <p>In this example, the built-in tab with an identifier of "TabHome" is hidden.</p> <p>The possible values for this attribute are defined by the XML schema <b>boolean</b> datatype.</p>

The following XML schema fragment defines the contents of this element:

```

<complexType name="CT_VisibleButton">
  <complexContent>
    <restriction base="CT_ButtonRegular">
      <attribute name="visible" use="prohibited"/>
      <attribute name="getVisible" use="prohibited"/>
    </restriction>
  </complexContent>
</complexType>

```

## 2.2.5 buttonGroup (Button Grouping Container)

This element specifies a grouping container that groups controls together visually. The child controls are laid out horizontally.

For example, consider a group of buttons, as follows:



**Figure 3: A group of buttons**

This is specified using the following XML fragment:

```

<buttonGroup id="buttonGroup">
  <button id="button1" imageMso="Bold" />
  <button id="button2" imageMso="Italic" />
  <button id="button3" imageMso="Underline" />
</buttonGroup>

```

The following table summarizes the elements that are parents of this element.

Parent Elements	Section
<b>box</b>	<a href="#">2.2.1</a>
<b>group</b>	<a href="#">2.2.23</a>

The following table summarizes the child elements of this element.

Child Elements	Section
<b>button</b> (Unsize Button)	<a href="#">2.2.3</a>
<b>control</b> (Unsize Control Clone)	<a href="#">2.2.11</a>
<b>dynamicMenu</b> (Unsize Dynamic Menu)	<a href="#">2.2.18</a>
<b>gallery</b> (Unsize Gallery)	<a href="#">2.2.22</a>
<b>menu</b> (Unsize Menu)	<a href="#">2.2.26</a>

Child Elements	Section
<b>splitButton</b> (Unsize Split Button)	<a href="#">2.2.36</a>
<b>toggleButton</b> (Unsize Toggle Button)	<a href="#">2.2.42</a>

The following table summarizes the attributes of this element.

Attributes	Description
<b>getVisible</b> ( <b>getVisible</b> callback)	<p>Specifies the name of a callback function to be called to determine the visibility state of this control.</p> <p>The <b>getVisible</b> and <b>visible</b> attributes are mutually exclusive. If neither attribute is specified, the control SHOULD default to being visible.</p> <p>For example, consider the following XML fragment:</p> <pre>&lt;button id="button" getVisible="IsButtonVisible" /&gt;</pre> <p>In this example, the <b>IsButtonVisible</b> callback function is called when the application needs to determine the visibility of the button.</p> <p>The possible values for this attribute are defined by the <b>ST_Delegate</b> simple type, as specified in section <a href="#">2.3.2</a>.</p>
<b>id</b> (control identifier)	<p>Specifies the identifier for a custom control. All custom controls MUST have unique identifiers. The identifier of a control SHOULD be passed to callback functions to identify which control corresponds to the function call.</p> <p>The <b>id</b>, <b>idQ</b>, and <b>idMso</b> attributes are mutually exclusive. At least one of these attributes MUST be specified.</p> <p>For example, consider the following XML fragment:</p> <pre>&lt;button id="MyButton" label="Button" /&gt;</pre> <p>This specifies a custom button control with an <b>id</b> of "MyButton".</p> <p>The possible values for this attribute are defined by the <b>ST_UniqueID</b> simple type, as specified in section <a href="#">2.3.13</a>.</p>
<b>idQ</b> (qualified control identifier)	<p>Specifies a qualified identifier for a control.</p> <p>The <b>idQ</b> attribute can be used to reference controls or containers created by other Custom UI documents.</p> <p>The <b>id</b>, <b>idQ</b>, and <b>idMso</b> attributes are mutually exclusive. At least one of these attributes MUST be specified.</p> <p>For example, consider the following XML fragment:</p> <pre>&lt;customUI   xmlns="http://schemas.microsoft.com/office/2006/01/customui"   xmlns:ex="http://www.example.com"&gt;   &lt;ribbon&gt;   &lt;tabs&gt;   &lt;tab idQ="ex:OtherTab" label="Shared Tab"&gt;     &lt;group id="MyGroup" label="My Group"&gt;       ...     &lt;/group&gt;   &lt;/tab&gt;   &lt;/tabs&gt;   &lt;/ribbon&gt; &lt;/customUI&gt;</pre>

Attributes	Description
	<p>In this case, <b>ex</b> is an XML namespace prefix for the namespace <a href="http://www.example.com">http://www.example.com</a>. This XML fragment refers to a <b>tab</b> in that namespace with an identifier of "OtherTab". If that tab cannot be found, it is created. A new <b>group</b> belonging to this file is added to the <b>tab</b>.</p> <p>The possible values for this attribute are defined by the <b>ST_QID</b> simple type, as specified in section <a href="#">2.3.9</a>.</p>
<p><b>insertAfterMso</b> (identifier of built-in control to insert after)</p>	<p>Specifies the identifier of a built-in control that this control is to be inserted after. If the value of this attribute is not understood, it SHOULD be ignored.</p> <p>The <b>insertAfterMso</b>, <b>insertAfterQ</b>, <b>insertBeforeMso</b>, and <b>insertBeforeQ</b> attributes are mutually exclusive. If none of these attributes are specified, the controls SHOULD be appended to the existing set of controls, in the order they are defined in the XML.</p> <p>For example, consider the following XML fragment:</p> <pre data-bbox="521 617 1289 695">&lt;tab id="MyTab" insertAfterMso="TabHome" label="Custom Tab"&gt; ... &lt;/tab&gt;</pre> <p>In this example, a new custom tab with an <b>id</b> of "MyTab" is to be inserted after the built-in tab with an identifier of "TabHome".</p> <p>The possible values for this attribute are defined by the <b>ST_ID</b> simple type, as specified in section <a href="#">2.3.5</a>.</p>
<p><b>insertAfterQ</b> (qualified identifier of control to insert after)</p>	<p>Specifies the qualified identifier of a control that this control is to be inserted after. If the value of this attribute is not understood, it SHOULD be ignored.</p> <p>The <b>insertAfterMso</b>, <b>insertAfterQ</b>, <b>insertBeforeMso</b>, and <b>insertBeforeQ</b> attributes are mutually exclusive. If none of these attributes are specified, the controls SHOULD be appended to the existing set of controls, in the order they are defined in the XML.</p> <p>For example, consider the following XML fragment:</p> <pre data-bbox="521 1083 1300 1161">&lt;tab id="MyTab" insertAfterQ="x:OtherTab" label="Custom Tab"&gt; ... &lt;/tab&gt;</pre> <p>In this example, a new custom tab with an <b>id</b> of "MyTab" is to be inserted after the custom tab with a qualified identifier of "x:OtherTab".</p> <p>The possible values for this attribute are defined by the <b>ST_QID</b> simple type, as specified in section <a href="#">2.3.9</a>.</p>
<p><b>insertBeforeMso</b> (identifier of built-in control to insert before)</p>	<p>Specifies the identifier of a built-in control that this control is to be inserted before. If the value of this attribute is not understood, it SHOULD be ignored.</p> <p>The <b>insertAfterMso</b>, <b>insertAfterQ</b>, <b>insertBeforeMso</b>, and <b>insertBeforeQ</b> attributes are mutually exclusive. If none of these attributes are specified, the controls SHOULD be appended to the existing set of controls, in the order they are defined in the XML.</p> <p>For example, consider the following XML fragment:</p> <pre data-bbox="521 1549 1300 1627">&lt;tab id="MyTab" insertBeforeMso="TabHome" label="Custom Tab"&gt; ... &lt;/tab&gt;</pre> <p>In this example, a new custom tab with an <b>id</b> of "MyTab" is to be inserted before the built-in tab with an <b>id</b> of "TabHome".</p>

Attributes	Description
	The possible values for this attribute are defined by the <b>ST_ID</b> simple type, as specified in section <a href="#">2.3.5</a> .
<b>insertBeforeQ</b> (qualified identifier of control to insert before)	<p>Specifies the qualified identifier of a control that this control is to be inserted before. If the value of this attribute is not understood, it SHOULD be ignored.</p> <p>The <b>insertAfterMso</b>, <b>insertAfterQ</b>, <b>insertBeforeMso</b>, and <b>insertBeforeQ</b> attributes are mutually exclusive. If none of these attributes are specified, the controls SHOULD be appended to the existing set of controls, in the order they are defined in the XML.</p> <p>For example, consider the following XML fragment:</p> <pre data-bbox="521 499 1317 575">&lt;tab id="MyTab" insertBeforeQ="x:OtherTab" label="Custom Tab"&gt; ... &lt;/tab&gt;</pre> <p>In this example, a new custom tab with an <b>id</b> of "MyTab" is to be inserted before the custom tab with a qualified identifier of "x:OtherTab".</p> <p>The possible values for this attribute are defined by the <b>ST_QID</b> simple type, as specified in section <a href="#">2.3.9</a>.</p>
<b>visible</b> (control visibility)	<p>Specifies the visibility state of the control.</p> <p>The <b>getVisible</b> and <b>visible</b> attributes are mutually exclusive. If these attributes are omitted, the control SHOULD default to being visible.</p> <p>For example, consider the following XML fragment:</p> <pre data-bbox="521 888 1019 911">&lt;tab idMso="TabHome" visible="false" /&gt;</pre> <p>In this example, the built-in tab with an identifier of "TabHome" is hidden.</p> <p>The possible values for this attribute are defined by the XML schema <b>boolean</b> datatype.</p>

The following XML schema fragment defines the contents of this element:

```

complexType name="CT_ButtonGroup">
  <sequence>
    <choice minOccurs="0" maxOccurs="1000">
      <element name="control" type="CT_ControlCloneRegular"/>
      <element name="button" type="CT_ButtonRegular"/>
      <element name="toggleButton" type="CT_ToggleButtonRegular"/>
      <element name="gallery" type="CT_GalleryRegular"/>
      <element name="menu" type="CT_MenuRegular"/>
      <element name="dynamicMenu" type="CT_DynamicMenuRegular"/>
      <element name="splitButton" type="CT_SplitButtonRegular"/>
    </choice>
  </sequence>
  <attributeGroup ref="AG_IDCustom"/>
  <attributeGroup ref="AG_Visible"/>
  <attributeGroup ref="AG_PositionAttributes"/>
</complexType>

```

## 2.2.6 checkBox (Check Box)

This element specifies a standard checkbox control.

For example, consider a checkbox control, as follows:



**Figure 4: A checkbox control**


This is specified using the following XML fragment:

```
<checkbox id="checkbox" label="CheckBox" />
```

The following table summarizes the elements that are parents of this element.

Parent Elements	Section
<b>box</b>	<a href="#">2.2.1</a>
<b>group</b>	<a href="#">2.2.23</a>
<b>menu</b>	<a href="#">2.2.28</a>
<b>menu</b>	<a href="#">2.2.26</a>
<b>menu</b>	<a href="#">2.2.29</a>
<b>menu</b>	<a href="#">2.2.27</a>
<b>officeMenu</b>	<a href="#">2.2.31</a>

The following table summarizes the attributes of this element.

Attributes	Description
<b>description</b> (description)	<p>Specifies a detailed description of the control, which is displayed in detailed views. The <b>description</b> and <b>getDescription</b> attributes are mutually exclusive. If neither attribute is specified, the control SHOULD NOT display any detailed text. For example, consider a button with a detailed description, as follows:</p>  <p>This is specified using the following XML fragment:</p> <pre>&lt;button id="button" label="Button" imageMso="HappyFace" description="This is a verbose description that describes the function of this control in detail." /&gt;</pre> <p>The possible values for this attribute are defined by the ST_LongString simple type, as specified in section <a href="#">2.3.8</a>.</p>
<b>enabled</b> (enabled state)	<p>Specifies the enabled state of the control. The <b>getEnabled</b> and <b>enabled</b> attributes are mutually exclusive. If neither</p>

Attributes	Description
	<p>attribute is specified, the control SHOULD default to being enabled.</p> <p>This attribute cannot be used to enable a built-in control that would otherwise be disabled by the application.</p> <p>For example, consider the following XML fragment:</p> <pre data-bbox="521 344 1317 369">&lt;button id="button" label="Disabled Button" enabled="false" /&gt;</pre> <p>This specifies a new button that is always disabled. A permanently disabled button is not very useful, thus the <b>enabled</b> attribute is not commonly used.</p> <p>The possible values for this attribute are defined by the XML schema <b>boolean</b> datatype.</p>
<p><b>getDescription</b> (<b>getDescription</b> callback)</p>	<p>Specifies the name of a callback function to be called to determine the detailed description of this control.</p> <p>The <b>getDescription</b> and <b>description</b> attributes are mutually exclusive. If neither attribute is specified, the control SHOULD NOT display any detailed text.</p> <p>For example, consider the following XML fragment:</p> <pre data-bbox="521 705 1289 730">&lt;button id="button" getDescription="GetButtonDescription" /&gt;</pre> <p>In this example, the <b>GetButtonDescription</b> callback function is called when the application needs to determine the detailed description of the button.</p> <p>The possible values for this attribute are defined by the <b>ST_Delegate</b> simple type, as specified in section <a href="#">2.3.2</a>.</p>
<p><b>getEnabled</b> (<b>getEnabled</b> callback)</p>	<p>Specifies the name of a callback function to be called to determine the enabled state of this control.</p> <p>The <b>getEnabled</b> and <b>enabled</b> attributes are mutually exclusive. If neither attribute is specified, the control SHOULD default to being enabled.</p> <p>For example, consider the following XML fragment:</p> <pre data-bbox="521 1066 1175 1092">&lt;button id="button" getEnabled="IsButtonEnabled" /&gt;</pre> <p>In this example, the <b>IsButtonEnabled</b> callback function is called when the application needs to determine the enabled state of the button.</p> <p>The possible values for this attribute are defined by the <b>ST_Delegate</b> simple type, as specified in section <a href="#">2.3.2</a>.</p>
<p><b>getImage</b> (<b>getImage</b> callback)</p>	<p>Specifies the name of a callback function to be called to determine the icon of this control.</p> <p>The <b>getImage</b>, <b>image</b>, and <b>imageMso</b> attributes are mutually exclusive. If none of these attributes are specified, no icon SHOULD be displayed.</p> <p>For example, consider the following XML fragment:</p> <pre data-bbox="521 1423 1138 1449">&lt;button id="button" getImage="GetButtonImage" /&gt;</pre> <p>In this example, the <b>GetButtonImage</b> callback function is called when the application needs to determine the icon of the button.</p> <p>The possible values for this attribute are defined by the <b>ST_Delegate</b> simple type, as specified in section <a href="#">2.3.2</a>.</p>
<p><b>getKeytip</b> (<b>getKeytip</b> callback)</p>	<p>Specifies the name of a callback function to be called to determine the suggested KeyTip of this control.</p> <p>The <b>getKeytip</b> and <b>keytip</b> attributes are mutually exclusive. If neither attribute is specified, the application SHOULD generate a KeyTip for the control automatically.</p>


Attributes	Description
	<p>For example, consider the following XML fragment:</p> <pre data-bbox="521 254 1162 279">&lt;button id="button" getKeytip="GetButtonKeytip" /&gt;</pre> <p>In this example, the <b>GetButtonKeytip</b> callback function is called when the application needs to determine the KeyTip of the button.</p> <p>The possible values for this attribute are defined by the <b>ST_Delegate</b> simple type, as specified in section <a href="#">2.3.2</a>.</p>
<p><b>getLabel</b> (<b>getLabel</b> callback)</p>	<p>Specifies the name of a callback function to be called to determine the label of this control.</p> <p>The <b>getLabel</b> and <b>label</b> attributes are mutually exclusive. If neither attribute is specified, no label SHOULD be displayed.</p> <p>For example, consider the following XML fragment:</p> <pre data-bbox="521 615 1135 640">&lt;button id="button" getLabel="GetButtonLabel" /&gt;</pre> <p>In this example, the <b>GetButtonLabel</b> callback function is called when the application needs to determine the label of the button.</p> <p>The possible values for this attribute are defined by the <b>ST_Delegate</b> simple type, as specified in section <a href="#">2.3.2</a>.</p>
<p><b>getPressed</b> (<b>getPressed</b> callback)</p>	<p>Specifies the name of a callback function to be called to determine the toggled state of this control.</p> <p>If this attribute is omitted, the control SHOULD default to the off state.</p> <p>For example, consider the following XML fragment:</p> <pre data-bbox="521 947 1252 972">&lt;toggleButton id="toggle" getPressed="IsButtonToggled" /&gt;</pre> <p>In this example, the <b>IsButtonToggled</b> callback function is called when the application needs to determine the toggle state of the button.</p> <p>The possible values for this attribute are defined by the <b>ST_Delegate</b> simple type, as specified in section <a href="#">2.3.2</a>.</p>
<p><b>getScreentip</b> (<b>getScreentip</b> callback)</p>	<p>Specifies the name of a callback function to be called to determine the screentip of this control.</p> <p>The <b>getScreentip</b> and <b>screentip</b> attributes are mutually exclusive. If neither attribute is specified, the application SHOULD display the label of the control as the screentip or display no screentip at all.</p> <p>For example, consider the following XML fragment:</p> <pre data-bbox="521 1335 1239 1360">&lt;button id="button" getScreentip="GetButtonScreentip" /&gt;</pre> <p>In this example, the <b>GetButtonScreentip</b> callback function is called when the application needs to determine the screentip of the button.</p> <p>The possible values for this attribute are defined by the <b>ST_Delegate</b> simple type, as specified in section <a href="#">2.3.2</a>.</p>
<p><b>getShowImage</b> (<b>getShowImage</b> callback)</p>	<p>Specifies the name of a callback function to be called to determine whether the application SHOULD display the icon of this control.</p> <p>This attribute SHOULD have no effect if the <b>size</b> or <b>getSIZE</b> attributes specify that the control is "large".</p> <p>The <b>showImage</b> and <b>getShowImage</b> attributes are mutually exclusive. If neither attribute is specified, the control SHOULD display its icon.</p> <p>For example, consider the following XML fragment:</p>






Attributes	Description
	<pre data-bbox="521 218 1263 243">&lt;button id="button" getShowImage="IsButtonImageVisible" /&gt;</pre> <p data-bbox="493 275 1365 327">In this example, the <b>IsButtonImageVisible</b> callback function is called when the application needs to determine whether to display the icon of the button.</p> <p data-bbox="493 333 1386 386">The possible values for this attribute are defined by the <b>ST_Delegate</b> simple type, as specified in section <a href="#">2.3.2</a>.</p>
<b>getShowLabel</b> ( <b>getShowLabel</b> callback)	<p data-bbox="493 411 1344 464">Specifies the name of a callback function to be called to determine whether the application displays the label of this control.</p> <p data-bbox="493 470 1382 522">This attribute SHOULD have no effect if the <b>size</b> or <b>getSize</b> attributes specify that the control is "large".</p> <p data-bbox="493 529 1365 581">The <b>showLabel</b> and <b>getShowLabel</b> attributes are mutually exclusive. If neither attribute is specified, the control SHOULD default to showing its label.</p> <p data-bbox="493 588 1040 615">For example, consider the following XML fragment:</p> <pre data-bbox="521 642 1263 667">&lt;button id="button" getShowLabel="IsButtonLabelVisible" /&gt;</pre> <p data-bbox="493 695 1354 747">In this example, the <b>IsButtonLabelVisible</b> callback function is called when the application needs to determine whether to display the label of the button.</p> <p data-bbox="493 753 1386 806">The possible values for this attribute are defined by the <b>ST_Delegate</b> simple type, as specified in section <a href="#">2.3.2</a>.</p>
<b>getSupertip</b> ( <b>getSupertip</b> callback)	<p data-bbox="493 831 1373 884">Specifies the name of a callback function to be called to determine the supertip of this control.</p> <p data-bbox="493 890 1308 942">The <b>getSupertip</b> and <b>supertip</b> attributes are mutually exclusive. If neither attribute is specified, no supertip for this control SHOULD be shown.</p> <p data-bbox="493 949 1040 976">For example, consider the following XML fragment:</p> <pre data-bbox="521 1003 1211 1029">&lt;button id="button" getSupertip="GetButtonSupertip" /&gt;</pre> <p data-bbox="493 1056 1328 1108">In this example, the <b>GetButtonSupertip</b> callback function is called when the application needs to determine the supertip of the button.</p> <p data-bbox="493 1115 1386 1167">The possible values for this attribute are defined by the <b>ST_Delegate</b> simple type, as specified in section <a href="#">2.3.2</a>.</p>
<b>getVisible</b> ( <b>getVisible</b> callback)	<p data-bbox="493 1188 1344 1241">Specifies the name of a callback function to be called to determine the visibility state of this control.</p> <p data-bbox="493 1247 1386 1299">The <b>getVisible</b> and <b>visible</b> attributes are mutually exclusive. If neither attribute is specified, the control SHOULD default to being visible.</p> <p data-bbox="493 1306 1040 1333">For example, consider the following XML fragment:</p> <pre data-bbox="521 1360 1174 1386">&lt;button id="button" getVisible="IsButtonVisible" /&gt;</pre> <p data-bbox="493 1413 1289 1465">In this example, the <b>IsButtonVisible</b> callback function is called when the application needs to determine the visibility of the button.</p> <p data-bbox="493 1472 1386 1524">The possible values for this attribute are defined by the <b>ST_Delegate</b> simple type, as specified in section <a href="#">2.3.2</a>.</p>
<b>id</b> (control identifier)	<p data-bbox="493 1556 1382 1629">Specifies the identifier for a custom control. All custom controls MUST have unique identifiers. The identifier of a control SHOULD be passed to callback functions to identify which control corresponds to the function call.</p> <p data-bbox="493 1635 1344 1688">The <b>id</b>, <b>idQ</b>, and <b>idMso</b> attributes are mutually exclusive. At least one of these attributes MUST be specified.</p> <p data-bbox="493 1694 1040 1722">For example, consider the following XML fragment:</p>

Attributes	Description
	<pre data-bbox="521 218 1019 241">&lt;button id="MyButton" label="Button" /&gt;</pre> <p data-bbox="493 275 1393 359">This specifies a custom button control with an <b>id</b> of "MyButton". The possible values for this attribute are defined by the <b>ST_UniqueID</b> simple type, as specified in section <a href="#">2.3.13</a>.</p>
<b>idMso</b> (built-in control identifier)	<p data-bbox="493 386 1344 537">Specifies the identifier of a built-in control. The contents of this attribute are application-defined. The <b>id</b>, <b>idQ</b>, and <b>idMso</b> attributes are mutually exclusive. At least one of these attributes MUST be specified. For example, consider the following XML fragment:</p> <pre data-bbox="521 562 829 585">&lt;control idMso="Bold" /&gt;</pre> <p data-bbox="493 617 1344 701">This creates a clone of the control with an identifier of "Bold". The possible values for this attribute are defined by the <b>ST_ID</b> simple type, as specified in section <a href="#">2.3.5</a>.</p>
<b>idQ</b> (qualified control identifier)	<p data-bbox="493 728 1377 905">Specifies a qualified identifier for a control. The <b>idQ</b> attribute can be used to reference controls or containers created by other Custom UI documents. The <b>id</b>, <b>idQ</b>, and <b>idMso</b> attributes are mutually exclusive. At least one of these attributes MUST be specified. For example, consider the following XML fragment:</p> <pre data-bbox="521 930 1312 1272">&lt;customUI   xmlns="http://schemas.microsoft.com/office/2006/01/customui"   xmlns:ex="http://www.example.com"&gt;   &lt;ribbon&gt;     &lt;tabs&gt;       &lt;tab idQ="ex:OtherTab" label="Shared Tab"&gt;         &lt;group id="MyGroup" label="My Group"&gt;           ...         &lt;/group&gt;       &lt;/tab&gt;     &lt;/tabs&gt;   &lt;/ribbon&gt; &lt;/customUI&gt;</pre> <p data-bbox="493 1304 1360 1467">In this case, <b>ex</b> is an XML namespace prefix for the namespace <a href="http://www.example.com">http://www.example.com</a>. This XML fragment refers to a <b>tab</b> in that namespace with an identifier of "OtherTab". If that tab cannot be found, it is created. A new <b>group</b> belonging to this file is added to the <b>tab</b>. The possible values for this attribute are defined by the <b>ST_QID</b> simple type, as specified in section <a href="#">2.3.9</a>.</p>
<b>image</b> (custom image identifier)	<p data-bbox="493 1495 1377 1661">Specifies the relationship identifier for an image to be used as the icon for this control. This attribute is used to specify an embedded picture that resides locally within the containing file. The <b>getImage</b>, <b>image</b>, and <b>imageMso</b> attributes are mutually exclusive. If none of these attributes are specified, no icon SHOULD be displayed. For example, consider the following XML fragment:</p> <pre data-bbox="521 1686 1036 1709">&lt;button id="button" image="ForestPic" /&gt;</pre>

Attributes	Description
	<p>This specifies a custom button whose icon is to be the embedded image file referenced by the relationship identifier of "ForestPic".</p> <p>The possible values for this attribute are defined by the <b>ST_Uri</b> simple type, as specified in section <a href="#">2.3.14</a>.</p>
<p><b>imageMso</b> (built-in image identifier)</p>	<p>Specifies the identifier of a built-in image to be used as the icon of this control. The contents of this attribute are application-defined and SHOULD be ignored if not understood.</p> <p>The <b>getImage</b>, <b>image</b>, and <b>imageMso</b> attributes are mutually exclusive. If none of these attributes are specified, no icon SHOULD be displayed.</p> <p>For example, consider the following XML fragment:</p> <pre data-bbox="521 548 1008 569">&lt;button id="button" imageMso="Bold" /&gt;</pre> <p>This specifies a custom <b>button</b> to use the built-in image with an id of "Bold".</p> <p>The possible values for this attribute are defined by the <b>ST_ID</b> simple type, as specified in section <a href="#">2.3.5</a>.</p>
<p><b>insertAfterMso</b> (identifier of built-in control to insert after)</p>	<p>Specifies the identifier of a built-in control that this control is to be inserted after. If the value of this attribute is not understood, it SHOULD be ignored.</p> <p>The <b>insertAfterMso</b>, <b>insertAfterQ</b>, <b>insertBeforeMso</b>, and <b>insertBeforeQ</b> attributes are mutually exclusive. If none of these attributes are specified, the controls SHOULD be appended to the existing set of controls, in the order they are defined in the XML.</p> <p>For example, consider the following XML fragment:</p> <pre data-bbox="521 936 1289 1010">&lt;tab id="MyTab" insertAfterMso="TabHome" label="Custom Tab"&gt; ... &lt;/tab&gt;</pre> <p>In this example, a new custom tab with an <b>id</b> of "MyTab" is be inserted after the built-in tab with an identifier of "TabHome".</p> <p>The possible values for this attribute are defined by the <b>ST_ID</b> simple type, as specified in section <a href="#">2.3.5</a>.</p>
<p><b>insertAfterQ</b> (qualified identifier of control to insert after)</p>	<p>Specifies the qualified identifier of a control that this control is to be inserted after. If the value of this attribute is not understood, it SHOULD be ignored.</p> <p>The <b>insertAfterMso</b>, <b>insertAfterQ</b>, <b>insertBeforeMso</b>, and <b>insertBeforeQ</b> attributes are mutually exclusive. If none of these attributes are specified, the controls SHOULD be appended to the existing set of controls, in the order they are defined in the XML.</p> <p>For example, consider the following XML fragment:</p> <pre data-bbox="521 1398 1300 1472">&lt;tab id="MyTab" insertAfterQ="x:OtherTab" label="Custom Tab"&gt; ... &lt;/tab&gt;</pre> <p>In this example, a new custom tab with an id of "MyTab" is to be inserted after the custom tab with a qualified identifier of "x:OtherTab".</p> <p>The possible values for this attribute are defined by the <b>ST_QID</b> simple type, as specified in section <a href="#">2.3.9</a>.</p>
<p><b>insertBeforeMso</b> (identifier of built-in control to insert</p>	<p>Specifies the identifier of a built-in control that this control is to be inserted before. If the value of this attribute is not understood, it SHOULD be ignored.</p> <p>The <b>insertAfterMso</b>, <b>insertAfterQ</b>, <b>insertBeforeMso</b>, and <b>insertBeforeQ</b></p>

Attributes	Description
before)	<p>attributes are mutually exclusive. If none of these attributes are specified, the controls SHOULD be appended to the existing set of controls, in the order they are defined in the XML.</p> <p>For example, consider the following XML fragment:</p> <pre data-bbox="521 338 1300 415">&lt;tab id="MyTab" insertBeforeMso="TabHome" label="Custom Tab"&gt; ... &lt;/tab&gt;</pre> <p>In this example, a new custom tab with an <b>id</b> of "MyTab" is to be inserted before the built-in tab with an identifier of "TabHome".</p> <p>The possible values for this attribute are defined by the <b>ST_ID</b> simple type, as specified in section <a href="#">2.3.5</a>.</p>
<b>insertBeforeQ</b> (qualified identifier of control to insert before)	<p>Specifies the qualified identifier of a control that this control is to be inserted before. If the value of this attribute is not understood, it SHOULD be ignored.</p> <p>The <b>insertAfterMso</b>, <b>insertAfterQ</b>, <b>insertBeforeMso</b>, and <b>insertBeforeQ</b> attributes are mutually exclusive. If none of these attributes are specified, the controls SHOULD be appended to the existing set of controls, in the order they are defined in the XML.</p> <p>For example, consider the following XML fragment:</p> <pre data-bbox="521 800 1300 877">&lt;tab id="MyTab" insertBeforeQ="x:OtherTab" label="Custom Tab"&gt; ... &lt;/tab&gt;</pre> <p>In this example, a new custom tab with an <b>id</b> of "MyTab" is to be inserted before the custom tab with a qualified identifier of "x:OtherTab".</p> <p>The possible values for this attribute are defined by the <b>ST_QID</b> simple type, as specified in section <a href="#">2.3.9</a>.</p>
<b>keytip</b> (keytip)	<p>Specifies a <b>string</b> to be used as the suggested KeyTip for this control.</p> <p>The <b>keytip</b> and <b>getKeytip</b> attributes are mutually exclusive. If neither attribute is specified, the application SHOULD generate a KeyTip for the control automatically.</p> <p>For example, consider a button with KeyTip 'K', as follows:</p>  <p>This is specified using the following XML fragment:</p> <pre data-bbox="521 1325 1211 1346">&lt;button id="button" imageMso="HappyFace" keytip="K" /&gt;</pre> <p>The possible values for this attribute are defined by the <b>ST_Keytip</b> simple type, as specified in section <a href="#">2.3.7</a>.</p>
<b>label</b> (label)	<p>Specifies a <b>string</b> to be used as the label for this control.</p> <p>The <b>label</b> and <b>getLabel</b> attributes are mutually exclusive. If neither attribute is specified, no label SHOULD be displayed.</p> <p>For example, consider the following XML fragment:</p> <pre data-bbox="521 1598 1081 1619">&lt;button id="button" label="Custom Button" /&gt;</pre> <p>This specifies a custom <b>button</b> with a <b>label</b> of "Custom Button".</p> <p>The possible values for this attribute are defined by the <b>ST_String</b> simple type, as</p>

Attributes	Description
	specified in section <a href="#">2.3.11</a> .
<b>onAction</b> <b>(onAction</b> callback)	<p>Specifies the name of a callback function to be called when this control is invoked by the user.</p> <p>For example, consider the following XML fragment:</p> <pre>&lt;button id="button" label="Button" onAction="ButtonClicked" /&gt;</pre> <p>This specifies a button that calls the <b>ButtonClicked</b> callback function when it is invoked.</p> <p>The possible values for this attribute are defined by the <b>ST_Delegate</b> simple type, as specified in section <a href="#">2.3.2</a>.</p>
<b>screentip</b> <b>(screentip)</b>	<p>Specifies a <b>string</b> to be shown as the screentip for this control.</p> <p>The <b>screentip</b> and <b>getScreentip</b> attributes are mutually exclusive. If neither attribute is specified, the application SHOULD display the label of the control as the screentip or display no screentip at all.</p> <p>For example, consider a button with a screentip, as follows:</p>  <p>This is specified using the following XML fragment:</p> <pre>&lt;button id="button" imageMso="HappyFace" label="Button" size="large" screentip="This is the screentip" /&gt;</pre> <p>The possible values for this attribute are defined by the <b>ST_String</b> simple type, as specified in section <a href="#">2.3.11</a>.</p>
<b>showImage</b> (show image)	<p>Specifies whether this control displays an icon.</p> <p>This attribute SHOULD have no effect if the <b>size</b> or <b>getSize</b> attributes specify that the control is "large".</p> <p>The <b>showImage</b> and <b>getShowImage</b> attributes are mutually exclusive. If neither attribute is specified, the control SHOULD display its icon.</p> <p>For example, consider a button that does not display an icon, as follows:</p>  <p>This is specified using the following XML fragment:</p> <pre>&lt;button id="button" showImage="false"</pre>

Attributes	Description
	<pre>label="Button with no icon" /&gt;</pre> <p>The possible values for this attribute are defined by the XML schema <b>boolean</b> datatype.</p>
<b>showLabel</b> (show label)	<p>Specifies whether this control displays its label.</p> <p>This attribute SHOULD have no effect if the <b>size</b> or <b>getSize</b> attributes specify that the control is "large".</p> <p>The <b>showLabel</b> and <b>getShowLabel</b> attributes are mutually exclusive. If neither attribute is specified, the control SHOULD default to showing its label.</p> <p>For example, consider the following XML fragment:</p> <pre>&lt;button id="button" label="Label" showLabel="false" imageMso="HappyFace" /&gt;</pre> <p>This specifies a <b>button</b> that has a <b>label</b>, but does not show it. Even though the <b>label</b> is hidden, it is provided to accessibility tools.</p> <p>The possible values for this attribute are defined by the XML schema <b>boolean</b> datatype.</p>
<b>supertip</b> (supertip)	<p>Specifies a <b>string</b> to be shown as the supertip of the control.</p> <p>The <b>supertip</b> and <b>getSupertip</b> attributes are mutually exclusive. If neither attribute is specified no supertip for this control SHOULD be shown.</p> <p>For example, consider a control with a supertip, as follows:</p>  <p>This is specified using the following XML fragment:</p> <pre>&lt;button id="button" imageMso="HappyFace" label="Button" size="large" screentip="Screentip" supertip="This is the supertip string" /&gt;</pre> <p>The possible values for this attribute are defined by the <b>ST_String</b> simple type, as specified in section <a href="#">2.3.11</a>.</p>
<b>tag</b> (tag)	<p>Specifies an arbitrary <b>string</b> that can be used to hold data or identify the control. The contents of this attribute SHOULD be passed to any callback functions specified on this control.</p> <p>If this attribute is omitted, the control's <b>tag</b> value SHOULD default to an empty <b>string</b>.</p> <p>For example, consider the following XML fragment:</p> <pre>&lt;button id="button" label="Button" tag="123456"</pre>

Attributes	Description
	<p><code>onAction="ButtonClicked" /&gt;</code></p> <p>This specifies a <b>button</b> with a <b>tag</b> value of "123456", which is passed to the <b>ButtonClicked</b> callback function.</p> <p>The possible values for this attribute are defined by the <b>ST_String</b> simple type, as specified in section <a href="#">2.3.11</a>.</p>
<p><b>visible</b> (control visibility)</p>	<p>Specifies the visibility state of the control.</p> <p>The <b>getVisible</b> and <b>visible</b> attributes are mutually exclusive. If these attributes are omitted, the control SHOULD default to being visible.</p> <p>For example, consider the following XML fragment:</p> <pre data-bbox="521 533 1019 558">&lt;tab idMso="TabHome" visible="false" /&gt;</pre> <p>In this example, the built-in tab with an <b>id</b> of "TabHome" is hidden.</p> <p>The possible values for this attribute are defined by the XML schema <b>boolean</b> datatype.</p>

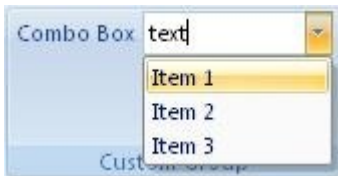
The following XML schema fragment defines the contents of this element:

```
<complexType name="CT_CheckBox">
  <complexContent>
    <restriction base="CT_ToggleButtonRegular">
      <attribute name="image" use="prohibited"/>
      <attribute name="imageMso" use="prohibited"/>
      <attribute name="getImage" use="prohibited"/>
      <attribute name="showImage" use="prohibited"/>
      <attribute name="getShowImage" use="prohibited"/>
      <attribute name="showLabel" use="prohibited"/>
      <attribute name="getShowLabel" use="prohibited"/>
    </restriction>
  </complexContent>
</complexType>
```

### 2.2.7 comboBox (Combo Box)

This element specifies a standard combo box control that allows a user to input a text **string** or select one from a list.

For example, consider a combo box control, as follows:



**Figure 5: A combo box control**

This is specified using the following XML fragment:

```
<comboBox id="comboBox" label="Combo Box">
```

```

<item id="item1" label="Item 1" />
<item id="item2" label="Item 2" />
<item id="item3" label="Item 3" />
</comboBox>

```

The following table summarizes the elements that are parents of this element.

Parent Elements
<b>box</b> (section <a href="#">2.2.1</a> ); <b>group</b> (section <a href="#">2.2.23</a> )

The following table summarizes the child elements of this element.

Child Elements	Section
<b>item</b> (Selection Item)	<a href="#">2.2.24</a>

The following table summarizes the attributes of this element.

Attributes	Description
<b>enabled</b> (enabled state)	<p>Specifies the enabled state of the control.</p> <p>The <b>getEnabled</b> and <b>enabled</b> attributes are mutually exclusive. If neither attribute is specified, the control SHOULD default to being enabled.</p> <p>This attribute cannot be used to enable a built-in control that would otherwise be disabled by the application.</p> <p>For example, consider the following XML fragment:</p> <pre>&lt;button id="button" label="Disabled Button" enabled="false" /&gt;</pre> <p>This specifies a new <b>button</b> that is disabled. A permanently disabled <b>button</b> is not very useful, thus the <b>enabled</b> attribute is not commonly used.</p> <p>The possible values for this attribute are defined by the XML schema <b>boolean</b> datatype.</p>
<b>getEnabled</b> ( <b>getEnabled</b> callback)	<p>Specifies the name of a callback function to be called to determine the enabled state of this control.</p> <p>The <b>getEnabled</b> and <b>enabled</b> attributes are mutually exclusive. If neither attribute is specified, the control SHOULD default to being enabled.</p> <p>For example, consider the following XML fragment:</p> <pre>&lt;button id="button" getEnabled="IsButtonEnabled" /&gt;</pre> <p>In this example, the <b>IsButtonEnabled</b> callback function is called when the application needs to determine the enabled state of the button.</p> <p>The possible values for this attribute are defined by the <b>ST_Delegate</b> simple type, as specified in section <a href="#">2.3.2</a>.</p>
<b>getImage</b> ( <b>getImage</b> callback)	<p>Specifies the name of a callback function to be called to determine the icon of this control.</p> <p>The <b>getImage</b>, <b>image</b>, and <b>imageMso</b> attributes are mutually exclusive. If none of these attributes are specified, no icon SHOULD be displayed.</p>



Attributes	Description
	<p>For example, consider the following XML fragment:</p> <pre data-bbox="610 254 1224 275" style="background-color: #f0f0f0; padding: 5px;">&lt;button id="button" getImage="GetButtonImage" /&gt;</pre> <p>In this example, the <b>GetButtonImage</b> callback function is called when the application needs to determine the icon of the button.</p> <p>The possible values for this attribute are defined by the <b>ST_Delegate</b> simple type, as specified in section <a href="#">2.3.2</a>.</p>
<p><b>getItemCount</b> (<b>getItemCount</b> callback)</p>	<p>Specifies the name of a callback function to be called to determine the number of selection items in this control.</p> <p>If this attribute is omitted, the control SHOULD display any selection items that are specified as child elements. If no such items are specified, the control SHOULD be empty.</p> <p>For example, consider the following XML fragment:</p> <pre data-bbox="610 642 1365 663" style="background-color: #f0f0f0; padding: 5px;">&lt;gallery id="gallery" getItemCount="GetGalleryItemCount" /&gt;</pre> <p>In this example, the <b>GetGalleryItemCount</b> callback function is called when the application needs to determine the number of items in the gallery.</p> <p>The possible values for this attribute are defined by the <b>ST_Delegate</b> simple type, as specified in section <a href="#">2.3.2</a>.</p>
<p><b>getItemID</b> (<b>getItemID</b> callback)</p>	<p>Specifies the name of a callback function to be called to determine the identifier of a specific dynamically-created selection item, identified by index.</p> <p>If this attribute is omitted, dynamically-created selection items SHOULD have empty identifiers.</p> <p>For example, consider the following XML fragment:</p> <pre data-bbox="610 1052 1325 1104" style="background-color: #f0f0f0; padding: 5px;">&lt;gallery id="gallery" getItemCount="GetGalleryItemCount"   getItemID="GetGalleryItemID" /&gt;</pre> <p>In this example, the <b>GetGalleryItemID</b> callback function is called when the application needs to determine the identifier of a selection item.</p> <p>The possible values for this attribute are defined by the <b>ST_Delegate</b> simple type, as specified in section <a href="#">2.3.2</a>.</p>
<p><b>getItemImage</b> (<b>getItemImage</b> callback)</p>	<p>Specifies the name of a callback function to be called to determine the icon of a specific dynamically-created selection item, identified by index.</p> <p>If this attribute is omitted, dynamically-created selection items SHOULD NOT display icons.</p> <p>For example, consider the following XML fragment:</p> <pre data-bbox="610 1440 1325 1493" style="background-color: #f0f0f0; padding: 5px;">&lt;gallery id="gallery" getItemCount="GetGalleryItemCount"   getItemImage="GetGalleryItemImage" /&gt;</pre> <p>In this example, the <b>GetGalleryItemImage</b> callback function is called when the application needs to determine the icon of a selection item.</p> <p>The possible values for this attribute are defined by the <b>ST_Delegate</b> simple type, as specified in section <a href="#">2.3.2</a>.</p>
<p><b>getItemLabel</b> (<b>getItemLabel</b> callback)</p>	<p>Specifies the name of a callback function to be called to determine the label of a specific dynamically-created selection item, identified by index.</p>

Attributes	Description
	<p>If this attribute is omitted, dynamically-created selection items SHOULD NOT display labels.</p> <p>For example, consider the following XML fragment:</p> <pre data-bbox="610 310 1325 363">&lt;gallery id="gallery" getItemCount="GetGalleryItemCount" getItemLabel="GetGalleryItemLabel" /&gt;</pre> <p>In this example, the <b>GetGalleryItemLabel</b> callback function is called when the application needs to determine the label of a selection item.</p> <p>The possible values for this attribute are defined by the <b>ST_Delegate</b> simple type, as specified in section <a href="#">2.3.2</a>.</p>
<p><b>getItemScreentip</b> (<b>getItemScreentip</b> callback)</p>	<p>Specifies the name of a callback function to be called to determine the screentip of a specific dynamically-created selection item, identified by index.</p> <p>If this attribute is omitted, dynamically-created selection items SHOULD use their labels as their screentips, or display no screentips at all.</p> <p>For example, consider the following XML fragment:</p> <pre data-bbox="610 724 1325 777">&lt;gallery id="gallery" getItemCount="GetGalleryItemCount" getItemScreentip="GetGalleryItemScreentip" /&gt;</pre> <p>In this example, the <b>GetGalleryItemScreentip</b> callback function is called when the application needs to determine the screentip of a selection item.</p> <p>The possible values for this attribute are defined by the <b>ST_Delegate</b> simple type, as specified in section <a href="#">2.3.2</a>.</p>
<p><b>getItemSupertip</b> (<b>getItemSupertip</b> callback)</p>	<p>Specifies the name of a callback function to be called to determine the supertip of a specific dynamically-created selection item, identified by index.</p> <p>If this attribute is omitted, dynamically-created selection items SHOULD NOT display supertips.</p> <p>For example, consider the following XML fragment:</p> <pre data-bbox="610 1136 1325 1188">&lt;gallery id="gallery" getItemCount="GetGalleryItemCount" getItemSupertip="GetGalleryItemSupertip" /&gt;</pre> <p>In this example, the <b>GetGalleryItemSupertip</b> callback function is called when the application needs to determine the supertip of a selection item.</p> <p>The possible values for this attribute are defined by the <b>ST_Delegate</b> simple type, as specified in section <a href="#">2.3.2</a>.</p>
<p><b>getKeytip</b> (<b>getKeytip</b> callback)</p>	<p>Specifies the name of a callback function to be called to determine the suggested KeyTip of this control.</p> <p>The <b>getKeytip</b> and <b>keytip</b> attributes are mutually exclusive. If neither attribute is specified, the application SHOULD generate a KeyTip for the control automatically.</p> <p>For example, consider the following XML fragment:</p> <pre data-bbox="610 1547 1247 1579">&lt;button id="button" getKeytip="GetButtonKeytip" /&gt;</pre> <p>In this example, the <b>GetButtonKeytip</b> callback function is called when the application needs to determine the KeyTip of the button.</p> <p>The possible values for this attribute are defined by the <b>ST_Delegate</b> simple type, as specified in section <a href="#">2.3.2</a>.</p>


Attributes	Description
<b>getLabel</b> ( <b>getLabel</b> callback)	<p>Specifies the name of a callback function to be called to determine the label of this control.</p> <p>The <b>getLabel</b> and <b>label</b> attributes are mutually exclusive. If neither attribute is specified, no label SHOULD be displayed.</p> <p>For example, consider the following XML fragment:</p> <pre data-bbox="610 380 1224 405">&lt;button id="button" getLabel="GetButtonLabel" /&gt;</pre> <p>In this example, the <b>GetButtonLabel</b> callback function is called when the application needs to determine the label of the button.</p> <p>The possible values for this attribute are defined by the <b>ST_Delegate</b> simple type, as specified in section <a href="#">2.3.2</a>.</p>
<b>getScreentip</b> ( <b>getScreentip</b> callback)	<p>Specifies the name of a callback function to be called to determine the screentip of this control.</p> <p>The <b>getScreentip</b> and <b>screentip</b> attributes are mutually exclusive. If neither attribute is specified, the application SHOULD display the label of the control as the screentip or display no screentip at all.</p> <p>For example, consider the following XML fragment:</p> <pre data-bbox="610 764 1325 789">&lt;button id="button" getScreentip="GetButtonScreentip" /&gt;</pre> <p>In this example, the <b>GetButtonScreentip</b> callback function is called when the application needs to determine the screentip of the button.</p> <p>The possible values for this attribute are defined by the <b>ST_Delegate</b> simple type, as specified in section <a href="#">2.3.2</a>.</p>
<b>getShowImage</b> ( <b>getShowImage</b> callback)	<p>Specifies the name of a callback function to be called to determine whether the application SHOULD display the icon of this control.</p> <p>This attribute SHOULD have no effect if the <b>size</b> or <b>getSize</b> attributes specify that the control is "large".</p> <p>The <b>showImage</b> and <b>getShowImage</b> attributes are mutually exclusive. If neither attribute is specified, the control SHOULD display its icon.</p> <p>For example, consider the following XML fragment:</p> <pre data-bbox="610 1184 1351 1209">&lt;button id="button" getShowImage="IsButtonImageVisible" /&gt;</pre> <p>In this example, the <b>IsButtonImageVisible</b> callback function is called when the application needs to determine whether to display the icon of the button.</p> <p>The possible values for this attribute are defined by the <b>ST_Delegate</b> simple type, as specified in section <a href="#">2.3.2</a>.</p>
<b>getShowLabel</b> ( <b>getShowLabel</b> callback)	<p>Specifies the name of a callback function to be called to determine whether the application SHOULD display the label of this control.</p> <p>This attribute SHOULD have no effect if the <b>size</b> or <b>getSize</b> attributes specify that the control is "large".</p> <p>The <b>showLabel</b> and <b>getShowLabel</b> attributes are mutually exclusive. If neither attribute is specified, the control SHOULD default to showing its label.</p> <p>For example, consider the following XML fragment:</p> <pre data-bbox="610 1656 1351 1682">&lt;button id="button" getShowLabel="IsButtonLabelVisible" /&gt;</pre>

Attributes	Description
	<p>In this example, the <b>IsButtonLabelVisible</b> callback function is called when the application needs to determine whether to display the label of the button.</p> <p>The possible values for this attribute are defined by the <b>ST_Delegate</b> simple type, as specified in section <a href="#">2.3.2</a>.</p>
<p><b>getSupertip</b> (<b>getSupertip</b> callback)</p>	<p>Specifies the name of a callback function to be called to determine the supertip of this control.</p> <p>The <b>getSupertip</b> and <b>supertip</b> attributes are mutually exclusive. If neither attribute is specified, no supertip for this control SHOULD be shown.</p> <p>For example, consider the following XML fragment:</p> <pre data-bbox="610 562 1295 590">&lt;button id="button" getSupertip="GetButtonSupertip" /&gt;</pre> <p>In this example, the <b>GetButtonSupertip</b> callback function is called when the application needs to determine the supertip of the button.</p> <p>The possible values for this attribute are defined by the <b>ST_Delegate</b> simple type, as specified in section <a href="#">2.3.2</a>.</p>
<p><b>getText</b> (<b>getText</b> callback)</p>	<p>Specifies the name of a callback function to be called to determine the text that is displayed in the control.</p> <p>For example, consider the following XML fragment:</p> <pre data-bbox="610 863 1235 890">&lt;editBox id="editBox" getText="GetEditBoxText" /&gt;</pre> <p>In this example, the <b>GetEditBoxText</b> callback function is called when the application needs to determine the text to display in the control.</p> <p>The possible values for this attribute are defined by the <b>ST_Delegate</b> simple type, as specified in section <a href="#">2.3.2</a>.</p>
<p><b>getVisible</b> (<b>getVisible</b> callback)</p>	<p>Specifies the name of a callback function to be called to determine the visibility state of this control.</p> <p>The <b>getVisible</b> and <b>visible</b> attributes are mutually exclusive. If neither attribute is specified, the control SHOULD default to being visible.</p> <p>For example, consider the following XML fragment:</p> <pre data-bbox="610 1224 1260 1251">&lt;button id="button" getVisible="IsButtonVisible" /&gt;</pre> <p>In this example, the <b>IsButtonVisible</b> callback function is called when the application needs to determine the visibility of the button.</p> <p>The possible values for this attribute are defined by the <b>ST_Delegate</b> simple type, as specified in section <a href="#">2.3.2</a>.</p>
<p><b>id</b> (control identifier)</p>	<p>Specifies the identifier for a custom control. All custom controls MUST have unique identifiers. The identifier of a control SHOULD be passed to callback functions to identify which control corresponds to the function call.</p> <p>The <b>id</b>, <b>idQ</b>, and <b>idMso</b> attributes are mutually exclusive. At least one of these attributes MUST be specified.</p> <p>For example, consider the following XML fragment:</p> <pre data-bbox="610 1612 1105 1640">&lt;button id="MyButton" label="Button" /&gt;</pre> <p>This specifies a custom button control with an <b>id</b> of "MyButton".</p> <p>The possible values for this attribute are defined by the <b>ST_UniqueID</b></p>



Attributes	Description
	simple type, as specified in section <a href="#">2.3.13</a> .
<b>idMso</b> (built-in control identifier)	<p>Specifies the identifier of a built-in control.</p> <p>The contents of this attribute are application-defined.</p> <p>The <b>id</b>, <b>idQ</b>, and <b>idMso</b> attributes are mutually exclusive. At least one of these attributes <b>MUST</b> be specified.</p> <p>For example, consider the following XML fragment:</p> <pre data-bbox="610 432 915 453" style="background-color: #f0f0f0; padding: 5px;"> &lt;control idMso="Bold" /&gt; </pre> <p>This creates a clone of the control with an identifier of "Bold".</p> <p>The possible values for this attribute are defined by the <b>ST_ID</b> simple type, as specified in section <a href="#">2.3.5</a>.</p>
<b>idQ</b> (qualified control identifier)	<p>Specifies a qualified identifier for a control.</p> <p>The <b>idQ</b> attribute can be used to reference controls or containers created by other Custom UI documents.</p> <p>The <b>id</b>, <b>idQ</b>, and <b>idMso</b> attributes are mutually exclusive. At least one of these attributes <b>MUST</b> be specified.</p> <p>For example, consider the following XML fragment:</p> <pre data-bbox="610 800 1373 1167" style="background-color: #f0f0f0; padding: 5px;"> &lt;customUI   xmlns="http://schemas.microsoft.com/office/2006/01/customui"   xmlns:ex="http://www.example.com"&gt;   &lt;ribbon&gt;     &lt;tabs&gt;       &lt;tab idQ="ex:OtherTab" label="Shared Tab"&gt;         &lt;group id="MyGroup" label="My Group"&gt;           ...         &lt;/group&gt;       &lt;/tab&gt;     &lt;/tabs&gt;   &lt;/ribbon&gt; &lt;/customUI&gt; </pre> <p>In this case, <b>ex</b> is an XML namespace prefix for the namespace <a href="http://www.example.com">http://www.example.com</a>. This XML fragment refers to a <b>tab</b> in that namespace with an identifier of "OtherTab". If that tab cannot be found, it is created. A new group belonging to this file is added to the tab.</p> <p>The possible values for this attribute are defined by the <b>ST_QID</b> simple type, as specified in section <a href="#">2.3.9</a>.</p>
<b>image</b> (custom image identifier)	<p>Specifies the relationship identifier for an image to be used as the icon for this control. This attribute is used to specify an embedded picture that resides locally within the containing file.</p> <p>The <b>getImage</b>, <b>image</b>, and <b>imageMso</b> attributes are mutually exclusive. If none of these attributes are specified, no icon <b>SHOULD</b> be displayed.</p> <p>For example, consider the following XML fragment:</p> <pre data-bbox="610 1577 1117 1598" style="background-color: #f0f0f0; padding: 5px;"> &lt;button id="button" image="ForestPic" /&gt; </pre> <p>This specifies a custom button whose icon is the embedded image file referenced by the relationship identifier of "ForestPic".</p> <p>The possible values for this attribute are defined by the <b>ST_Uri</b> simple</p>


Attributes	Description
	type, as specified in section <a href="#">2.3.14</a> .
<b>imageMso</b> (built-in image identifier)	<p>Specifies the identifier of a built-in image to be used as the icon of this control.</p> <p>The contents of this attribute are application-defined and SHOULD be ignored if not understood.</p> <p>The <b>getImage</b>, <b>image</b>, and <b>imageMso</b> attributes are mutually exclusive. If none of these attributes are specified, no icon SHOULD be displayed.</p> <p>For example, consider the following XML fragment:</p> <pre data-bbox="610 478 1094 506">&lt;button id="button" imageMso="Bold" /&gt;</pre> <p>This specifies a custom button that uses the built-in image with an identifier of "Bold".</p> <p>The possible values for this attribute are defined by the <b>ST_ID</b> simple type, as specified in section <a href="#">2.3.5</a>.</p>
<b>insertAfterMso</b> (identifier of built-in control to insert after)	<p>Specifies the identifier of a built-in control that this control is to be inserted after. If the value of this attribute is not understood, it SHOULD be ignored.</p> <p>The <b>insertAfterMso</b>, <b>insertAfterQ</b>, <b>insertBeforeMso</b>, and <b>insertBeforeQ</b> attributes are mutually exclusive. If none of these attributes are specified, the controls SHOULD be appended to the existing set of controls, in the order they are defined in the XML.</p> <p>For example, consider the following XML fragment:</p> <pre data-bbox="610 919 1377 995">&lt;tab id="MyTab" insertAfterMso="TabHome" label="Custom Tab"&gt; ... &lt;/tab&gt;</pre> <p>In this example, a new custom tab with an <b>id</b> of "MyTab" is to be inserted after the built-in tab with an identifier of "TabHome".</p> <p>The possible values for this attribute are defined by the <b>ST_ID</b> simple type, as specified in section <a href="#">2.3.5</a>.</p>
<b>insertAfterQ</b> (qualified identifier of control to insert after)	<p>Specifies the qualified identifier of a control that this control is to be inserted after. If the value of this attribute is not understood, it SHOULD be ignored.</p> <p>The <b>insertAfterMso</b>, <b>insertAfterQ</b>, <b>insertBeforeMso</b>, and <b>insertBeforeQ</b> attributes are mutually exclusive. If none of these attributes are specified, the controls SHOULD be appended to the existing set of controls, in the order they are defined in the XML.</p> <p>For example, consider the following XML fragment:</p> <pre data-bbox="610 1413 1386 1488">&lt;tab id="MyTab" insertAfterQ="x:OtherTab" label="Custom Tab"&gt; ... &lt;/tab&gt;</pre> <p>In this example, a new custom tab with an <b>id</b> of "MyTab" is to be inserted after the custom tab with a qualified identifier of "x:OtherTab".</p> <p>The possible values for this attribute are defined by the <b>ST_QID</b> simple type, as specified in section <a href="#">2.3.9</a>.</p>
<b>insertBeforeMso</b> (identifier of built-in control)	<p>Specifies the identifier of a built-in control that this control is to be inserted before. If the value of this attribute is not understood, it SHOULD be</p>

Attributes	Description
to insert before)	<p>ignored.</p> <p>The <b>insertAfterMso</b>, <b>insertAfterQ</b>, <b>insertBeforeMso</b>, and <b>insertBeforeQ</b> attributes are mutually exclusive. If none of these attributes are specified, the controls SHOULD be appended to the existing set of controls, in the order they are defined in the XML.</p> <p>For example, consider the following XML fragment:</p> <pre data-bbox="609 401 1390 474">&lt;tab id="MyTab" insertBeforeMso="TabHome" label="Custom Tab"&gt; ... &lt;/tab&gt;</pre> <p>In this example, a new custom tab with an id of "MyTab" is to be inserted before the built-in tab with an identifier of "TabHome".</p> <p>The possible values for this attribute are defined by the <b>ST_ID</b> simple type, as specified in section <a href="#">2.3.5</a>.</p>
<b>insertBeforeQ</b> (qualified identifier of control to insert before)	<p>Specifies the qualified identifier of a control that this control is to be inserted before. If the value of this attribute is not understood, it SHOULD be ignored.</p> <p>The <b>insertAfterMso</b>, <b>insertAfterQ</b>, <b>insertBeforeMso</b>, and <b>insertBeforeQ</b> attributes are mutually exclusive. If none of these attributes are specified, the controls SHOULD be appended to the existing set of controls, in the order they are defined in the XML.</p> <p>For example, consider the following XML fragment:</p> <pre data-bbox="609 890 1325 989">&lt;tab id="MyTab" insertBeforeQ="x:OtherTab" label="Custom Tab"&gt; ... &lt;/tab&gt;</pre> <p>In this example, a new custom tab with an <b>id</b> of "MyTab" is to be inserted before the custom tab with a qualified identifier of "x:OtherTab".</p> <p>The possible values for this attribute are defined by the <b>ST_QID</b> simple type, as specified in section <a href="#">2.3.9</a>.</p>
<b>invalidateContentOnDrop</b> (invalidate content on drop)	<p>Specifies whether this control invalidates its contents and re-queries for them when the user opens its drop-down menu.</p> <p>If this attribute is omitted, its value SHOULD default to "false".</p> <p>For example, consider the following XML fragment:</p> <pre data-bbox="609 1304 1360 1377">&lt;comboBox id="comboBox" getItemCount="GetComboBoxItemCount" getItemLabel="GetComboBoxItemLabel" invalidateContentOnDrop="true" /&gt;</pre> <p>In this example, this combo box clears out its items and re-calls the <b>GetComboBoxItemCount</b> and <b>GetComboBoxItemLabel</b> callback functions to populate its contents each time the user opens it.</p> <p>The possible values for this attribute are defined by the XML schema <b>boolean</b> datatype.</p>
<b>keytip</b> (keytip)	<p>Specifies a <b>string</b> to be used as the suggested KeyTip for this control.</p> <p>The <b>keytip</b> and <b>getKeytip</b> attributes are mutually exclusive. If neither attribute is specified, the application SHOULD generate a KeyTip for the control automatically.</p> <p>For example, consider a button with KeyTip 'K', as follows:</p>

Attributes	Description
	 <p>This is specified using the following XML fragment:</p> <pre data-bbox="610 352 1300 380">&lt;button id="button" imageMso="HappyFace" keytip="K" /&gt;</pre> <p>The possible values for this attribute are defined by the <b>ST_Keytip</b> simple type, as specified in section <a href="#">2.3.7</a>.</p>
<b>label</b> (label)	<p>Specifies a <b>string</b> to be used as the label for this control. The <b>label</b> and <b>getLabel</b> attributes are mutually exclusive. If neither attribute is specified, no label SHOULD be displayed. For example, consider the following XML fragment:</p> <pre data-bbox="610 632 1170 659">&lt;button id="button" label="Custom Button" /&gt;</pre> <p>This specifies a custom <b>button</b> with a <b>label</b> of "Custom Button". The possible values for this attribute are defined by the <b>ST_String</b> simple type, as specified in section <a href="#">2.3.11</a>.</p>
<b>maxLength</b> (maximum input <b>string</b> length)	<p>Specifies an <b>integer</b> to be used as the maximum length of a <b>string</b> that can be entered into the control. If the <b>maxLength</b> attribute is omitted, the length of the input <b>string</b> SHOULD NOT be limited, except by application-specific constraints. For example, consider the following XML fragment:</p> <pre data-bbox="610 961 1105 989">&lt;editBox id="editBox" maxLength="10" /&gt;</pre> <p>This specifies an edit box control that can only accept <b>strings</b> up to 10 characters in length. The possible values for this attribute are defined by the <b>ST_StringLength</b> simple type, as specified in section <a href="#">2.3.12</a>.</p>
<b>onChange</b> ( <b>onChange</b> callback)	<p>Specifies the name of a callback function to be called when the text in the control has been changed by the user. For example, consider the following XML fragment:</p> <pre data-bbox="610 1262 1300 1289">&lt;editBox id="editBox" onChange="EditBoxTextChanged" /&gt;</pre> <p>This specifies an edit box control that calls the <b>EditBoxTextChanged</b> callback function when the user inputs a text <b>string</b>. The possible values for this attribute are defined by the <b>ST_Delegate</b> simple type, as specified in section <a href="#">2.3.2</a>.</p>
<b>screentip</b> (screentip)	<p>Specifies a <b>string</b> to be shown as the screentip for this control. The <b>screentip</b> and <b>getScreentip</b> attributes are mutually exclusive. If neither attribute is specified, the application SHOULD display the label of the control as the screentip or display no screentip at all. For example, consider a button with a screentip, as follows:</p>



Attributes	Description
	 <p>This is specified using the following XML fragment:</p> <pre data-bbox="610 596 1312 646">&lt;button id="button" imageMso="HappyFace" label="Button" size="large" screentip="This is the screentip" /&gt;</pre> <p>The possible values for this attribute are defined by the <b>ST_String</b> simple type, as specified in section <a href="#">2.3.11</a>.</p>
<p><b>showImage</b> (show image)</p>	<p>Specifies whether this control displays an icon. This attribute SHOULD have no effect if the <b>size</b> or <b>getSize</b> attributes specify that the control is "large". The <b>showImage</b> and <b>getShowImage</b> attributes are mutually exclusive. If neither attribute is specified, the control SHOULD display its icon. For example, consider a button that does not display an icon, as follows:</p>  <p>This is specified using the following XML fragment:</p> <pre data-bbox="610 1171 1081 1222">&lt;button id="button" showImage="false" label="Button with no icon" /&gt;</pre> <p>The possible values for this attribute are defined by the XML schema <b>boolean</b> datatype.</p>
<p><b>showItemImage</b> (show item image)</p>	<p>Specifies whether this control displays icons on its selection items. If this attribute is omitted, the items' icons SHOULD be shown by default. For example, consider the following XML fragment:</p> <pre data-bbox="610 1451 1390 1606">&lt;gallery id="gallery" label="Gallery" showItemImage="false" &gt;   &lt;item id="item1" label="Item 1" /&gt;   &lt;item id="item2" label="Item 1" /&gt;   &lt;item id="item3" label="Item 2" /&gt;   &lt;item id="item4" label="Item 3" /&gt; &lt;/gallery&gt;</pre> <p>This specifies a gallery control that does not show any icons on its selection items. The possible values for this attribute are defined by the XML schema</p>

Attributes	Description
	<b>boolean</b> datatype.
<b>showLabel</b> (show label)	<p>Specifies whether this control displays its label.</p> <p>This attribute SHOULD have no effect if the <b>size</b> or <b>getSize</b> attributes specify that the control is "large".</p> <p>The <b>showLabel</b> and <b>getShowLabel</b> attributes are mutually exclusive. If neither attribute is specified, the control SHOULD default to showing its label.</p> <p>For example, consider the following XML fragment:</p> <pre data-bbox="610 480 1260 533">&lt;button id="button" label="Label" showLabel="false"   imageMso="HappyFace" /&gt;</pre> <p>This specifies a <b>button</b> that has a <b>label</b>, but does not show it. Even though the <b>label</b> is hidden, it is provided to accessibility tools.</p> <p>The possible values for this attribute are defined by the XML schema <b>boolean</b> datatype.</p>
<b>sizeString</b> (size string)	<p>Specifies a <b>string</b> whose size is used to determine the width of the text input area of this control.</p> <p>If this attribute is omitted, the application SHOULD determine the width of the text input area of the control automatically.</p> <p>For example, consider the following XML fragment:</p> <pre data-bbox="610 869 1260 890">&lt;editBox id="editBox" sizeString="XXXXXXXXXXXXXXXX" /&gt;</pre> <p>This specifies an edit box control that SHOULD be wide enough to display the <b>string</b> "XXXXXXXXXXXXXXXX".</p> <p>The possible values for this attribute are defined by the <b>ST_String</b> simple type, as specified in section <a href="#">2.3.11</a>.</p>
<b>supertip</b> (supertip)	<p>Specifies a <b>string</b> to be shown as the supertip of the control.</p> <p>The <b>supertip</b> and <b>getSupertip</b> attributes are mutually exclusive. If neither attribute is specified no supertip for this control SHOULD be shown.</p> <p>For example, consider a control with a supertip, as follows:</p>  <p>This is specified using the following XML fragment:</p> <pre data-bbox="610 1625 1308 1698">&lt;button id="button" imageMso="HappyFace" label="Button"   size="large" screentip="ScreenTip"   supertip="This is the supertip string" /&gt;</pre>

Attributes	Description
	The possible values for this attribute are defined by the <b>ST_String</b> simple type, as specified in section <a href="#">2.3.11</a> .
<b>tag</b> (tag)	<p>Specifies an arbitrary <b>string</b> that can be used to hold data or identify the control. The contents of this attribute SHOULD be passed to any callback functions specified on this control.</p> <p>If this attribute is omitted, the control's <b>tag</b> value SHOULD default to an empty <b>string</b>.</p> <p>For example, consider the following XML fragment:</p> <pre data-bbox="613 478 1209 531">&lt;button id="button" label="Button" tag="123456"   onAction="ButtonClicked" /&gt;</pre> <p>This specifies a <b>button</b> with a <b>tag</b> value of "123456", which is passed to the <b>ButtonClicked</b> callback function.</p> <p>The possible values for this attribute are defined by the <b>ST_String</b> simple type, as specified in section <a href="#">2.3.11</a>.</p>
<b>visible</b> (control visibility)	<p>Specifies the visibility state of the control.</p> <p>The <b>getVisible</b> and <b>visible</b> attributes are mutually exclusive. If these attributes are omitted, the control SHOULD default to being visible.</p> <p>For example, consider the following XML fragment:</p> <pre data-bbox="613 842 1105 863">&lt;tab idMso="TabHome" visible="false" /&gt;</pre> <p>In this example, the built-in tab with an identifier of "TabHome" is hidden.</p> <p>The possible values for this attribute are defined by the XML schema <b>boolean</b> datatype.</p>

The following XML schema fragment defines the contents of this element:

```
<complexType name="CT_ComboBox">
  <complexContent>
    <extension base="CT_EditBox">
      <sequence>
        <element name="item" type="CT_Item" minOccurs="0" maxOccurs="1000"/>
      </sequence>
      <attributeGroup ref="AG_DropDownAttributes"/>
      <attributeGroup ref="AG_DynamicContentAttributes"/>
    </extension>
  </complexContent>
</complexType>
```

### 2.2.8 command (Repurposed Command)

This element specifies that a particular built-in command in the application is to be repurposed.

The **enabled** and **getEnabled** attributes can be specified to disable a command.

The **onAction** attribute allows the functionality of a command to be repurposed to run a callback function. Only commands that execute simple actions (for example, commands represented as button controls) can be repurposed using **onAction**.

For example, consider the following XML fragment:

```

<commands>
  <command idMso="Bold" enabled="false" />
  <command idMso="Paste" onAction="MyPasteFunction" />
</commands>

```

In this example, the **Bold** command is permanently disabled and that the callback function **MyPasteFunction** is called when the **Paste** command is invoked.

The following table summarizes the elements that are parents of this element.

Parent Elements
<b>commands</b> (section <a href="#">2.2.9</a> )

The following table summarizes the attributes of this element.

Attributes	Description
<b>enabled</b> (enabled state)	<p>Specifies the enabled state of the control.</p> <p>The <b>getEnabled</b> and <b>enabled</b> attributes are mutually exclusive. If neither attribute is specified, the control SHOULD default to being enabled.</p> <p>This attribute cannot be used to enable a built-in control that would otherwise be disabled by the application.</p> <p>For example, consider the following XML fragment:</p> <pre>&lt;button id="button" label="Disabled Button" enabled="false" /&gt;</pre> <p>This specifies a new button that is disabled. A permanently disabled button is not very useful, thus the <b>enabled</b> attribute is not commonly used.</p> <p>The possible values for this attribute are defined by the XML schema <b>boolean</b> datatype.</p>
<b>getEnabled</b> ( <b>getEnabled</b> callback)	<p>Specifies the name of a callback function to be called to determine the enabled state of this control.</p> <p>The <b>getEnabled</b> and <b>enabled</b> attributes are mutually exclusive. If neither attribute is specified, the control SHOULD default to being enabled.</p> <p>For example, consider the following XML fragment:</p> <pre>&lt;button id="button" getEnabled="IsButtonEnabled" /&gt;</pre> <p>In this example, the <b>IsButtonEnabled</b> callback function is called when the application needs to determine the enabled state of the button.</p> <p>The possible values for this attribute are defined by the <b>ST_Delegate</b> simple type, as specified in section <a href="#">2.3.2</a>.</p>
<b>idMso</b> (built-in control identifier)	<p>Specifies the identifier of a built-in control.</p> <p>The contents of this attribute are application-defined.</p> <p>The <b>id</b>, <b>idQ</b>, and <b>idMso</b> attributes are mutually exclusive. At least one of these attributes MUST be specified.</p> <p>For example, consider the following XML fragment:</p> <pre>&lt;control idMso="Bold" /&gt;</pre> <p>This creates a clone of the control with an identifier of "Bold".</p>

Attributes	Description
	The possible values for this attribute are defined by the <b>ST_ID</b> simple type, as specified in section <a href="#">2.3.5</a> .
<b>onAction</b> ( <b>onAction</b> callback)	<p>Specifies the name of a callback function to be called when this control is invoked by the user.</p> <p>For example, consider the following XML fragment:</p> <pre>&lt;button id="button" label="Button" onAction="ButtonClicked" /&gt;</pre> <p>This specifies a button that calls the <b>ButtonClicked</b> callback function when it is invoked.</p> <p>The possible values for this attribute are defined by the <b>ST_Delegate</b> simple type, as specified in section <a href="#">2.3.2</a>.</p>

The following XML schema fragment defines the contents of this element:

```
<complexType name="CT_Command" mixed="false">
  <attributeGroup ref="AG_Action"/>
  <attributeGroup ref="AG_Enabled"/>
  <attributeGroup ref="AG_IDMso"/>
</complexType>
```

## 2.2.9 commands (List of Repurposed Commands)

This element specifies a list of repurposed commands. This element SHOULD NOT be specified if the containing Custom UI XML document is a Quick Access Toolbar Customizations part.

The following table summarizes the elements that are parents of this element.

Parent Elements
<b>customUI</b> (section <a href="#">2.2.14</a> )

The following table summarizes the child elements of this element.

Child Elements	Subclause
<b>command</b> (Repurposed Command)	section <a href="#">2.2.8</a>

The following XML schema fragment defines the contents of this element:

```
<complexType name="CT_Commands">
  <sequence>
    <element name="command" type="CT_Command" minOccurs="1" maxOccurs="5000"/>
  </sequence>
</complexType>
```

## 2.2.10 contextualTabs (List of Contextual Tab Sets)

This element specifies a list of contextual tab sets. This element SHOULD NOT be specified if the containing Custom UI XML document is a Quick Access Toolbar Customizations part.

The following table summarizes the elements that are parents of this element.

Parent Elements
<b>ribbon</b> (section <a href="#">2.2.33</a> )

The following table summarizes the child elements of this element.

Child Elements	Subclause
<b>tabSet</b> (Contextual Tab Set)	section <a href="#">2.2.41</a>

The following XML schema fragment defines the contents of this element:

```
<complexType name="CT_ContextualTabs">
  <sequence>
    <element name="tabSet" type="CT_TabSet" minOccurs="1" maxOccurs="100"/>
  </sequence>
</complexType>
```

### 2.2.11 control (Unsize Control Clone)

This element specifies a clone of a control that, because of its location, cannot have its size changed. The **size** attribute is not present. The element otherwise behaves like the regular **control** element, as specified in section [2.2.12](#).

The following table summarizes the elements that are parents of this element.

Parent Elements
<b>buttonGroup</b> (section <a href="#">2.2.5</a> ); <b>menu</b> (section <a href="#">2.2.28</a> ); <b>menu</b> (section <a href="#">2.2.26</a> ); <b>menu</b> (section <a href="#">2.2.29</a> ); <b>menu</b> (section <a href="#">2.2.27</a> ); <b>officeMenu</b> (section <a href="#">2.2.31</a> )

The following table summarizes the attributes of this element.

Attributes	Description
<b>enabled</b> (enabled state)	<p>Specifies the enabled state of the control.</p> <p>The <b>getEnabled</b> and <b>enabled</b> attributes are mutually exclusive. If neither attribute is specified, the control SHOULD default to being enabled.</p> <p>This attribute cannot be used to enable a built-in control that would otherwise be disabled by the application.</p> <p>For example, consider the following XML fragment:</p> <pre>&lt;button id="button" label="Disabled Button" enabled="false" /&gt;</pre> <p>This specifies a new button that is disabled. A permanently disabled button is not very useful, thus the <b>enabled</b> attribute is not commonly used.</p> <p>The possible values for this attribute are defined by the XML schema <b>boolean</b> datatype.</p>
<b>getEnabled</b> ( <b>getEnabled</b> callback)	<p>Specifies the name of a callback function to be called to determine the enabled state of this control.</p> <p>The <b>getEnabled</b> and <b>enabled</b> attributes are mutually exclusive. If neither</p>

Attributes	Description
	<p>attribute is specified, the control SHOULD default to being enabled. For example, consider the following XML fragment:</p> <pre data-bbox="521 285 1175 310">&lt;button id="button" getEnabled="IsButtonEnabled" /&gt;</pre> <p>In this example, the <b>IsButtonEnabled</b> callback function is called when the application needs to determine the enabled state of the button. The possible values for this attribute are defined by the <b>ST_Delegate</b> simple type, as specified in section <a href="#">2.3.2</a>.</p>
<p><b>getImage</b> (<b>getImage</b> callback)</p>	<p>Specifies the name of a callback function to be called to determine the icon of this control. The <b>getImage</b>, <b>image</b>, and <b>imageMso</b> attributes are mutually exclusive. If none of these attributes are specified, no icon SHOULD be displayed. For example, consider the following XML fragment:</p> <pre data-bbox="521 646 1138 672">&lt;button id="button" getImage="GetButtonImage" /&gt;</pre> <p>In this example, the <b>GetButtonImage</b> callback function is called when the application needs to determine the icon of the button. The possible values for this attribute are defined by the <b>ST_Delegate</b> simple type, as specified in section <a href="#">2.3.2</a>.</p>
<p><b>getKeytip</b> (<b>getKeytip</b> callback)</p>	<p>Specifies the name of a callback function to be called to determine the suggested KeyTip of this control. The <b>getKeytip</b> and <b>keytip</b> attributes are mutually exclusive. If neither attribute is specified, the application SHOULD generate a KeyTip for the control automatically. For example, consider the following XML fragment:</p> <pre data-bbox="521 1003 1162 1029">&lt;button id="button" getKeytip="GetButtonKeytip" /&gt;</pre> <p>In this example, the <b>GetButtonKeytip</b> callback function is called when the application needs to determine the KeyTip of the button. The possible values for this attribute are defined by the <b>ST_Delegate</b> simple type, as specified in section <a href="#">2.3.2</a>.</p>
<p><b>getLabel</b> (<b>getLabel</b> callback)</p>	<p>Specifies the name of a callback function to be called to determine the label of this control. The <b>getLabel</b> and <b>label</b> attributes are mutually exclusive. If neither attribute is specified, no label SHOULD be displayed. For example, consider the following XML fragment:</p> <pre data-bbox="521 1367 1138 1392">&lt;button id="button" getLabel="GetButtonLabel" /&gt;</pre> <p>In this example, the <b>GetButtonLabel</b> callback function is called when the application needs to determine the label of the button. The possible values for this attribute are defined by the <b>ST_Delegate</b> simple type, as specified in section <a href="#">2.3.2</a>.</p>
<p><b>getScreentip</b> (<b>getScreentip</b> callback)</p>	<p>Specifies the name of a callback function to be called to determine the screentip of this control. The <b>getScreentip</b> and <b>screentip</b> attributes are mutually exclusive. If neither attribute is specified, the application SHOULD display the label of the control as the screentip or display no screentip at all. For example, consider the following XML fragment:</p>



Attributes	Description
	<pre data-bbox="521 218 1239 243">&lt;button id="button" getScreentip="GetButtonScreentip" /&gt;</pre> <p data-bbox="493 275 1341 325">In this example, the <b>GetButtonScreentip</b> callback function is called when the application needs to determine the screentip of the button.</p> <p data-bbox="493 333 1386 384">The possible values for this attribute are defined by the <b>ST_Delegate</b> simple type, as specified in section <a href="#">2.3.2</a>.</p>
<p data-bbox="237 411 431 485"><b>getShowImage</b> (<b>getShowImage</b> callback)</p>	<p data-bbox="493 411 1341 462">Specifies the name of a callback function to be called to determine whether the application SHOULD display the icon of this control.</p> <p data-bbox="493 470 1386 520">This attribute SHOULD have no effect if the <b>size</b> or <b>getSize</b> attributes specify that the control is "large".</p> <p data-bbox="493 529 1386 579">The <b>showImage</b> and <b>getShowImage</b> attributes are mutually exclusive. If neither attribute is specified, the control SHOULD display its icon.</p> <p data-bbox="493 588 1040 613">For example, consider the following XML fragment:</p> <pre data-bbox="521 640 1263 665">&lt;button id="button" getShowImage="IsButtonImageVisible" /&gt;</pre> <p data-bbox="493 695 1365 745">In this example, the <b>IsButtonImageVisible</b> callback function is called when the application needs to determine whether to display the icon of the button.</p> <p data-bbox="493 753 1386 804">The possible values for this attribute are defined by the <b>ST_Delegate</b> simple type, as specified in section <a href="#">2.3.2</a>.</p>
<p data-bbox="237 831 415 905"><b>getShowLabel</b> (<b>getShowLabel</b> callback)</p>	<p data-bbox="493 831 1341 882">Specifies the name of a callback function to be called to determine whether the application SHOULD display the label of this control.</p> <p data-bbox="493 890 1386 940">This attribute SHOULD have no effect if the <b>size</b> or <b>getSize</b> attributes specify that the control is "large".</p> <p data-bbox="493 949 1365 999">The <b>showLabel</b> and <b>getShowLabel</b> attributes are mutually exclusive. If neither attribute is specified, the control SHOULD default to showing its label.</p> <p data-bbox="493 1008 1040 1033">For example, consider the following XML fragment:</p> <pre data-bbox="521 1060 1263 1085">&lt;button id="button" getShowLabel="IsButtonLabelVisible" /&gt;</pre> <p data-bbox="493 1115 1354 1165">In this example, the <b>IsButtonLabelVisible</b> callback function is called when the application needs to determine whether to display the label of the button.</p> <p data-bbox="493 1173 1386 1224">The possible values for this attribute are defined by the <b>ST_Delegate</b> simple type, as specified in section <a href="#">2.3.2</a>.</p>
<p data-bbox="237 1251 383 1325"><b>getSupertip</b> (<b>getSupertip</b> callback)</p>	<p data-bbox="493 1251 1373 1302">Specifies the name of a callback function to be called to determine the supertip of this control.</p> <p data-bbox="493 1310 1308 1360">The <b>getSupertip</b> and <b>supertip</b> attributes are mutually exclusive. If neither attribute is specified, no supertip for this control SHOULD be shown.</p> <p data-bbox="493 1369 1040 1394">For example, consider the following XML fragment:</p> <pre data-bbox="521 1421 1211 1446">&lt;button id="button" getSupertip="GetButtonSupertip" /&gt;</pre> <p data-bbox="493 1476 1328 1526">In this example, the <b>GetButtonSupertip</b> callback function is called when the application needs to determine the supertip of the button.</p> <p data-bbox="493 1535 1386 1585">The possible values for this attribute are defined by the <b>ST_Delegate</b> simple type, as specified in section <a href="#">2.3.2</a>.</p>
<p data-bbox="237 1608 367 1682"><b>getVisible</b> (<b>getVisible</b> callback)</p>	<p data-bbox="493 1608 1341 1659">Specifies the name of a callback function to be called to determine the visibility state of this control.</p> <p data-bbox="493 1667 1386 1717">The <b>getVisible</b> and <b>visible</b> attributes are mutually exclusive. If neither attribute is specified, the control SHOULD default to being visible.</p>





Attributes	Description
	<p>For example, consider the following XML fragment:</p> <pre data-bbox="521 254 1174 279">&lt;button id="button" getVisible="IsButtonVisible" /&gt;</pre> <p>In this example, the <b>IsButtonVisible</b> callback function is called when the application needs to determine the visibility of the button.</p> <p>The possible values for this attribute are defined by the <b>ST_Delegate</b> simple type, as specified in section <a href="#">2.3.2</a>.</p>
<p><b>id</b> (control identifier)</p>	<p>Specifies the identifier for a custom control. All custom controls MUST have unique identifiers. The identifier of a control SHOULD be passed to callback functions to identify which control corresponds to the function call.</p> <p>The <b>id</b>, <b>idQ</b>, and <b>idMso</b> attributes are mutually exclusive. At least one of these attributes MUST be specified.</p> <p>For example, consider the following XML fragment:</p> <pre data-bbox="521 642 1019 667">&lt;button id="MyButton" label="Button" /&gt;</pre> <p>This specifies a custom button control with an identifier of "MyButton".</p> <p>The possible values for this attribute are defined by the <b>ST_UniqueID</b> simple type, as specified in section <a href="#">2.3.13</a>.</p>
<p><b>idMso</b> (built-in control identifier)</p>	<p>Specifies the identifier of a built-in control.</p> <p>The contents of this attribute are application-defined.</p> <p>The <b>id</b>, <b>idQ</b>, and <b>idMso</b> attributes are mutually exclusive. At least one of these attributes MUST be specified.</p> <p>For example, consider the following XML fragment:</p> <pre data-bbox="521 982 829 1008">&lt;control idMso="Bold" /&gt;</pre> <p>This creates a clone of the control with an identifier of "Bold".</p> <p>The possible values for this attribute are defined by the <b>ST_ID</b> simple type, as specified in section <a href="#">2.3.5</a>.</p>
<p><b>idQ</b> (qualified control identifier)</p>	<p>Specifies a qualified identifier for a control.</p> <p>The <b>idQ</b> attribute can be used to reference controls or containers created by other Custom UI documents.</p> <p>The <b>id</b>, <b>idQ</b>, and <b>idMso</b> attributes are mutually exclusive. At least one of these attributes MUST be specified.</p> <p>For example, consider the following XML fragment:</p> <pre data-bbox="521 1352 1312 1692">&lt;customUI   xmlns="http://schemas.microsoft.com/office/2006/01/customui"   xmlns:ex="http://www.example.com"&gt;   &lt;ribbon&gt;     &lt;tabs&gt;       &lt;tab idQ="ex:OtherTab" label="Shared Tab"&gt;         &lt;group id="MyGroup" label="My Group"&gt;           ...         &lt;/group&gt;       &lt;/tab&gt;     &lt;/tabs&gt;   &lt;/ribbon&gt; &lt;/customUI&gt;</pre>

Attributes	Description
	<p>In this case, <b>ex</b> is an XML namespace prefix for the namespace <a href="http://www.example.com">http://www.example.com</a>. This XML fragment refers to a <b>tab</b> in that namespace with an identifier of "OtherTab". If that tab cannot be found, it is created. A new group belonging to this file is added to the tab.</p> <p>The possible values for this attribute are defined by the <b>ST_QID</b> simple type, as specified in section <a href="#">2.3.9</a>.</p>
<p><b>image</b> (custom image identifier)</p>	<p>Specifies the relationship identifier for an image to be used as the icon for this control. This attribute is used to specify an embedded picture that resides locally within the containing file.</p> <p>The <b>getImage</b>, <b>image</b>, and <b>imageMso</b> attributes are mutually exclusive. If none of these attributes are specified, no icon SHOULD be displayed.</p> <p>For example, consider the following XML fragment:</p> <pre data-bbox="521 590 1036 615">&lt;button id="button" image="ForestPic" /&gt;</pre> <p>This specifies a custom button whose icon is the embedded image file referenced by the relationship identifier of "ForestPic".</p> <p>The possible values for this attribute are defined by the <b>ST_Uri</b> simple type, as specified in section <a href="#">2.3.14</a>.</p>
<p><b>imageMso</b> (built-in image identifier)</p>	<p>Specifies the identifier of a built-in image to be used as the icon of this control. The contents of this attribute are application-defined and SHOULD be ignored if not understood.</p> <p>The <b>getImage</b>, <b>image</b>, and <b>imageMso</b> attributes are mutually exclusive. If none of these attributes are specified, no icon SHOULD be displayed.</p> <p>For example, consider the following XML fragment:</p> <pre data-bbox="521 982 1008 1008">&lt;button id="button" imageMso="Bold" /&gt;</pre> <p>This specifies a custom button that uses the built-in image with an identifier of "Bold".</p> <p>The possible values for this attribute are defined by the <b>ST_ID</b> simple type, as specified in section <a href="#">2.3.5</a>.</p>
<p><b>insertAfterMso</b> (identifier of built-in control to insert after)</p>	<p>Specifies the identifier of a built-in control that this control is to be inserted after. If the value of this attribute is not understood, it SHOULD be ignored.</p> <p>The <b>insertAfterMso</b>, <b>insertAfterQ</b>, <b>insertBeforeMso</b>, and <b>insertBeforeQ</b> attributes are mutually exclusive. If none of these attributes are specified, the controls SHOULD be appended to the existing set of controls, in the order they are defined in the XML.</p> <p>For example, consider the following XML fragment:</p> <pre data-bbox="521 1396 1287 1472">&lt;tab id="MyTab" insertAfterMso="TabHome" label="Custom Tab"&gt; ... &lt;/tab&gt;</pre> <p>In this example, a new custom tab with an <b>id</b> of "MyTab" is to be inserted after the built-in tab with an identifier of "TabHome".</p> <p>The possible values for this attribute are defined by the <b>ST_ID</b> simple type, as specified in section <a href="#">2.3.5</a>.</p>
<p><b>insertAfterQ</b> (qualified identifier of control to insert after)</p>	<p>Specifies the qualified identifier of a control that this control is to be inserted after. If the value of this attribute is not understood, it SHOULD be ignored.</p> <p>The <b>insertAfterMso</b>, <b>insertAfterQ</b>, <b>insertBeforeMso</b>, and <b>insertBeforeQ</b></p>

Attributes	Description
after)	<p>attributes are mutually exclusive. If none of these attributes are specified, the controls SHOULD be appended to the existing set of controls, in the order they are defined in the XML.</p> <p>For example, consider the following XML fragment:</p> <pre data-bbox="521 338 1300 415">&lt;tab id="MyTab" insertAfterQ="x:OtherTab" label="Custom Tab"&gt; ... &lt;/tab&gt;</pre> <p>In this example, a new custom tab with an identifier of "MyTab" is to be inserted after the custom tab with a qualified identifier of "x:OtherTab".</p> <p>The possible values for this attribute are defined by the <b>ST_QID</b> simple type, as specified in section <a href="#">2.3.9</a>.</p>
<b>insertBeforeMso</b> (identifier of built-in control to insert before)	<p>Specifies the identifier of a built-in control that this control is to be inserted before. If the value of this attribute is not understood, it SHOULD be ignored.</p> <p>The <b>insertAfterMso</b>, <b>insertAfterQ</b>, <b>insertBeforeMso</b>, and <b>insertBeforeQ</b> attributes are mutually exclusive. If none of these attributes are specified, the controls SHOULD be appended to the existing set of controls, in the order they are defined in the XML.</p> <p>For example, consider the following XML fragment:</p> <pre data-bbox="521 804 1300 882">&lt;tab id="MyTab" insertBeforeMso="TabHome" label="Custom Tab"&gt; ... &lt;/tab&gt;</pre> <p>In this example, a new custom tab with an identifier of "MyTab" is to be inserted before the built-in tab with an identifier of "TabHome".</p> <p>The possible values for this attribute are defined by the <b>ST_ID</b> simple type, as specified in section <a href="#">2.3.5</a>.</p>
<b>insertBeforeQ</b> (qualified identifier of control to insert before)	<p>Specifies the qualified identifier of a control that this control is to be inserted before. If the value of this attribute is not understood, it SHOULD be ignored.</p> <p>The <b>insertAfterMso</b>, <b>insertAfterQ</b>, <b>insertBeforeMso</b>, and <b>insertBeforeQ</b> attributes are mutually exclusive. If none of these attributes are specified, the controls SHOULD be appended to the existing set of controls, in the order they are defined in the XML.</p> <p>For example, consider the following XML fragment:</p> <pre data-bbox="521 1266 1300 1344">&lt;tab id="MyTab" insertBeforeQ="x:OtherTab" label="Custom Tab"&gt; ... &lt;/tab&gt;</pre> <p>In this example, a new custom tab with an identifier of "MyTab" is to be inserted before the custom tab with a qualified identifier of "x:OtherTab".</p> <p>The possible values for this attribute are defined by the <b>ST_QID</b> simple type, as specified in section <a href="#">2.3.9</a>.</p>
<b>keytip</b> (keytip)	<p>Specifies a <b>string</b> to be used as the suggested KeyTip for this control.</p> <p>The <b>keytip</b> and <b>getKeytip</b> attributes are mutually exclusive. If neither attribute is specified, the application SHOULD generate a KeyTip for the control automatically.</p> <p>For example, consider a button with KeyTip 'K', as follows:</p>

Attributes	Description
	 <p>This is specified using the following XML fragment:</p> <pre data-bbox="521 352 1211 380">&lt;button id="button" imageMso="HappyFace" keytip="K" /&gt;</pre> <p>The possible values for this attribute are defined by the <b>ST_Keytip</b> simple type, as specified in section <a href="#">2.3.7</a>.</p>
<b>label</b> (label)	<p>Specifies a <b>string</b> to be used as the label for this control.</p> <p>The <b>label</b> and <b>getLabel</b> attributes are mutually exclusive. If neither attribute is specified, no label SHOULD be displayed.</p> <p>For example, consider the following XML fragment:</p> <pre data-bbox="521 632 1084 659">&lt;button id="button" label="Custom Button" /&gt;</pre> <p>This specifies a custom <b>button</b> with a <b>label</b> of "Custom Button".</p> <p>The possible values for this attribute are defined by the <b>ST_String</b> simple type, as specified in section <a href="#">2.3.11</a>.</p>
<b>screentip</b> (screentip)	<p>Specifies a <b>string</b> to be shown as the screentip for this control.</p> <p>The <b>screentip</b> and <b>getScreentip</b> attributes are mutually exclusive. If neither attribute is specified, the application SHOULD display the label of the control as the screentip or display no screentip at all.</p> <p>For example, consider a button with a screentip, as follows:</p>  <p>This is specified using the following XML fragment:</p> <pre data-bbox="521 1339 1224 1388">&lt;button id="button" imageMso="HappyFace" label="Button" size="large" screentip="This is the screentip" /&gt;</pre> <p>The possible values for this attribute are defined by the <b>ST_String</b> simple type, as specified in section <a href="#">2.3.11</a>.</p>
<b>showImage</b> (show image)	<p>Specifies whether this control displays an icon.</p> <p>This attribute SHOULD have no effect if the <b>size</b> or <b>getSize</b> attributes specify that the control is "large".</p> <p>The <b>showImage</b> and <b>getShowImage</b> attributes are mutually exclusive. If neither attribute is specified, the control SHOULD display its icon.</p> <p>For example, consider a button that does not display an icon, as follows:</p>

Attributes	Description
	 <p>This is specified using the following XML fragment:</p> <pre data-bbox="521 432 993 485">&lt;button id="button" showImage="false" label="Button with no icon" /&gt;</pre> <p>The possible values for this attribute are defined by the XML schema <b>boolean</b> datatype.</p>
<b>showLabel</b> (show label)	<p>Specifies whether this control displays its label.</p> <p>This attribute SHOULD have no effect if the <b>size</b> or <b>getSize</b> attributes specify that the control is "large".</p> <p>The <b>showLabel</b> and <b>getShowLabel</b> attributes are mutually exclusive. If neither attribute is specified, the control SHOULD default to showing its label.</p> <p>For example, consider the following XML fragment:</p> <pre data-bbox="521 793 1172 846">&lt;button id="button" label="Label" showLabel="false" imageMso="HappyFace" /&gt;</pre> <p>This specifies a <b>button</b> that has a <b>label</b>, but does not show it. Even though the <b>label</b> is hidden, it is provided to accessibility tools.</p> <p>The possible values for this attribute are defined by the XML schema <b>boolean</b> datatype.</p>
<b>supertip</b> (supertip)	<p>Specifies a <b>string</b> to be shown as the supertip of the control.</p> <p>The <b>supertip</b> and <b>getSupertip</b> attributes are mutually exclusive. If neither attribute is specified no supertip for this control SHOULD be shown.</p> <p>For example, consider a control with a supertip, as follows:</p>  <p>This is specified using the following XML fragment:</p> <pre data-bbox="521 1577 1224 1650">&lt;button id="button" imageMso="HappyFace" label="Button" size="large" screentip="Screentip" supertip="This is the supertip string" /&gt;</pre> <p>The possible values for this attribute are defined by the <b>ST_String</b> simple type, as</p>

Attributes	Description
	specified in section <a href="#">2.3.11</a> .
<b>tag</b> (tag)	<p>Specifies an arbitrary <b>string</b> that can be used to hold data or identify the control. The contents of this attribute SHOULD be passed to any callback functions specified on this control.</p> <p>If this attribute is omitted, the control's <b>tag</b> value SHOULD default to an empty <b>string</b>.</p> <p>For example, consider the following XML fragment:</p> <pre data-bbox="521 449 1122 499">&lt;button id="button" label="Button" tag="123456"   onAction="ButtonClicked" /&gt;</pre> <p>This specifies a <b>button</b> with a <b>tag</b> value of "123456", which is passed to the <b>ButtonClicked</b> callback function.</p> <p>The possible values for this attribute are defined by the <b>ST_String</b> simple type, as specified in section <a href="#">2.3.11</a>.</p>
<b>visible</b> (control visibility)	<p>Specifies the visibility state of the control.</p> <p>The <b>getVisible</b> and <b>visible</b> attributes are mutually exclusive. If these attributes are omitted, the control SHOULD default to being visible.</p> <p>For example, consider the following XML fragment:</p> <pre data-bbox="521 810 1019 835">&lt;tab idMso="TabHome" visible="false" /&gt;</pre> <p>In this example, the built-in tab with an identifier of "TabHome" is hidden.</p> <p>The possible values for this attribute are defined by the XML schema <b>boolean</b> datatype.</p>

The following XML schema fragment defines the contents of this element:

```
<complexType name="CT_ControlCloneRegular">
  <complexContent>
    <restriction base="CT_Control">
      <attribute name="id" use="prohibited"/>
    </restriction>
  </complexContent>
</complexType>
```

### 2.2.12 control (Control Clone)

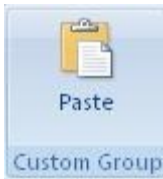
This element specifies a clone of an existing control. Built-in controls can be cloned using the **idMso** attribute. Custom controls can be cloned using the **idQ** attribute. Custom controls cannot be created using the **control** element.

When an existing control is cloned, its non-location-specific properties, such as the icon and label, are copied to the clone. Location-specific properties, such as the size and visibility of the control, are not copied. These properties can be set by specifying additional attributes on the **control** element.

For example, consider the following XML fragment:

```
<control idMso="Paste" size="large" />
```

This results in a large copy of the **Paste** control, as follows:




**Figure 6: A Paste control**

The following table summarizes the elements that are parents of this element.

Parent Elements
<b>box</b> (section <a href="#">2.2.1</a> ); <b>group</b> (section <a href="#">2.2.23</a> )

The following table summarizes the attributes of this element.

Attributes	Description
<b>description</b> (description)	<p>Specifies a detailed description of the control, which is displayed in detailed views. The <b>description</b> and <b>getDescription</b> attributes are mutually exclusive. If neither attribute is specified, the control SHOULD NOT display any detailed text. For example, consider a button with a detailed description, as follows:</p>  <p>This is specified using the following XML fragment:</p> <pre>&lt;button id="button" label="Button" imageMso="HappyFace"   description="This is a verbose description that describes   the function of this control in detail." /&gt;</pre> <p>The possible values for this attribute are defined by the ST_LongString simple type, as specified in section <a href="#">2.3.8</a>.</p>
<b>enabled</b> (enabled state)	<p>Specifies the enabled state of the control. The <b>getEnabled</b> and <b>enabled</b> attributes are mutually exclusive. If neither attribute is specified, the control SHOULD default to being enabled. This attribute cannot be used to enable a built-in control that would otherwise be disabled by the application. For example, consider the following XML fragment:</p> <pre>&lt;button id="button" label="Disabled Button" enabled="false" /&gt;</pre> <p>This specifies a new button that is disabled. A permanently disabled button is not very useful, thus the <b>enabled</b> attribute is not commonly used. The possible values for this attribute are defined by the XML schema <b>boolean</b> datatype.</p>
<b>getDescription</b> ( <b>getDescription</b> callback)	<p>Specifies the name of a callback function to be called to determine the detailed description of this control. The <b>getDescription</b> and <b>description</b> attributes are mutually exclusive. If neither attribute is specified, the control SHOULD NOT display any detailed text. For example, consider the following XML fragment:</p>

Attributes	Description
	<pre data-bbox="521 218 1289 243">&lt;button id="button" getDescription="GetButtonDescription" /&gt;</pre> <p data-bbox="493 275 1365 327">In this example, the <b>GetButtonDescription</b> callback function is called when the application needs to determine the detailed description of the button.</p> <p data-bbox="493 333 1386 386">The possible values for this attribute are defined by the <b>ST_Delegate</b> simple type, as specified in section <a href="#">2.3.2</a>.</p>
<b>getEnabled</b> <b>(getEnabled</b> callback)	<p data-bbox="493 411 1341 464">Specifies the name of a callback function to be called to determine the enabled state of this control.</p> <p data-bbox="493 470 1300 522">The <b>getEnabled</b> and <b>enabled</b> attributes are mutually exclusive. If neither attribute is specified, the control SHOULD default to being enabled.</p> <p data-bbox="493 529 1040 554">For example, consider the following XML fragment:</p> <pre data-bbox="521 581 1175 606">&lt;button id="button" getEnabled="IsButtonEnabled" /&gt;</pre> <p data-bbox="493 634 1305 686">In this example, the <b>IsButtonEnabled</b> callback function is called when the application needs to determine the enabled state of the button.</p> <p data-bbox="493 693 1386 745">The possible values for this attribute are defined by the <b>ST_Delegate</b> simple type, as specified in section <a href="#">2.3.2</a>.</p>
<b>getImage</b> <b>(getImage</b> callback)	<p data-bbox="493 768 1377 821">Specifies the name of a callback function to be called to determine the icon of this control.</p> <p data-bbox="493 827 1382 879">The <b>getImage</b>, <b>image</b>, and <b>imageMso</b> attributes are mutually exclusive. If none of these attributes are specified, no icon SHOULD be displayed.</p> <p data-bbox="493 886 1040 911">For example, consider the following XML fragment:</p> <pre data-bbox="521 938 1135 963">&lt;button id="button" getImage="GetButtonImage" /&gt;</pre> <p data-bbox="493 991 1305 1043">In this example, the <b>GetButtonImage</b> callback function is called when the application needs to determine the icon of the button.</p> <p data-bbox="493 1050 1386 1102">The possible values for this attribute are defined by the <b>ST_Delegate</b> simple type, as specified in section <a href="#">2.3.2</a>.</p>
<b>getKeytip</b> <b>(getKeytip</b> callback)	<p data-bbox="493 1131 1369 1184">Specifies the name of a callback function to be called to determine the suggested KeyTip of this control.</p> <p data-bbox="493 1190 1382 1243">The <b>getKeytip</b> and <b>keytip</b> attributes are mutually exclusive. If neither attribute is specified, the application SHOULD generate a KeyTip for the control automatically.</p> <p data-bbox="493 1249 1040 1274">For example, consider the following XML fragment:</p> <pre data-bbox="521 1302 1162 1327">&lt;button id="button" getKeytip="GetButtonKeytip" /&gt;</pre> <p data-bbox="493 1354 1305 1407">In this example, the <b>GetButtonKeytip</b> callback function is called when the application needs to determine the KeyTip of the button.</p> <p data-bbox="493 1413 1386 1465">The possible values for this attribute are defined by the <b>ST_Delegate</b> simple type, as specified in section <a href="#">2.3.2</a>.</p>
<b>getLabel</b> <b>(getLabel</b> callback)	<p data-bbox="493 1495 1382 1547">Specifies the name of a callback function to be called to determine the label of this control.</p> <p data-bbox="493 1554 1357 1606">The <b>getLabel</b> and <b>label</b> attributes are mutually exclusive. If neither attribute is specified, no label SHOULD be displayed.</p> <p data-bbox="493 1612 1040 1638">For example, consider the following XML fragment:</p> <pre data-bbox="521 1665 1135 1690">&lt;button id="button" getLabel="GetButtonLabel" /&gt;</pre>





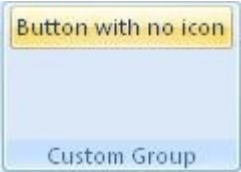
Attributes	Description
	<p>In this example, the <b>GetButtonLabel</b> callback function is called when the application needs to determine the label of the button.</p> <p>The possible values for this attribute are defined by the <b>ST_Delegate</b> simple type, as specified in section <a href="#">2.3.2</a>.</p>
<p><b>getScreentip</b> (<b>getScreentip</b> callback)</p>	<p>Specifies the name of a callback function to be called to determine the screentip of this control.</p> <p>The <b>getScreentip</b> and <b>screentip</b> attributes are mutually exclusive. If neither attribute is specified, the application SHOULD display the label of the control as the screentip or display no screentip at all.</p> <p>For example, consider the following XML fragment:</p> <pre data-bbox="521 537 1239 562">&lt;button id="button" getScreentip="GetButtonScreentip" /&gt;</pre> <p>In this example, the <b>GetButtonScreentip</b> callback function is called when the application needs to determine the screentip of the button.</p> <p>The possible values for this attribute are defined by the <b>ST_Delegate</b> simple type, as specified in section <a href="#">2.3.2</a>.</p>
<p><b>getShowImage</b> (<b>getShowImage</b> callback)</p>	<p>Specifies the name of a callback function to be called to determine whether the application SHOULD display the icon of this control.</p> <p>This attribute SHOULD have no effect if the <b>size</b> or <b>getSize</b> attributes specify that the control is "large".</p> <p>The <b>showImage</b> and <b>getShowImage</b> attributes are mutually exclusive. If neither attribute is specified, the control SHOULD display its icon.</p> <p>For example, consider the following XML fragment:</p> <pre data-bbox="521 957 1263 982">&lt;button id="button" getShowImage="IsButtonImageVisible" /&gt;</pre> <p>In this example, the <b>IsButtonImageVisible</b> callback function is called when the application needs to determine whether to display the icon of the button.</p> <p>The possible values for this attribute are defined by the <b>ST_Delegate</b> simple type, as specified in section <a href="#">2.3.2</a>.</p>
<p><b>getShowLabel</b> (<b>getShowLabel</b> callback)</p>	<p>Specifies the name of a callback function to be called to determine whether the application displays the label of this control.</p> <p>This attribute SHOULD have no effect if the <b>size</b> or <b>getSize</b> attributes specify that the control is "large".</p> <p>The <b>showLabel</b> and <b>getShowLabel</b> attributes are mutually exclusive. If neither attribute is specified, the control SHOULD default to showing its label.</p> <p>For example, consider the following XML fragment:</p> <pre data-bbox="521 1377 1263 1402">&lt;button id="button" getShowLabel="IsButtonLabelVisible" /&gt;</pre> <p>In this example, the <b>IsButtonLabelVisible</b> callback function is called when the application needs to determine whether to display the label of the button.</p> <p>The possible values for this attribute are defined by the <b>ST_Delegate</b> simple type, as specified in section <a href="#">2.3.2</a>.</p>
<p><b>getSize</b> (<b>getSize</b> callback)</p>	<p>Specifies the name of a callback function to be called to determine the size of this control.</p> <p>The <b>getSize</b> and <b>size</b> attributes are mutually exclusive. If neither attribute is specified, the control's size SHOULD default to the normal size.</p> <p>For example, consider the following XML fragment:</p>



Attributes	Description
	<pre data-bbox="521 218 1110 241">&lt;button id="button" getSize="GetButtonSize" /&gt;</pre> <p data-bbox="493 275 1276 323">In this example, the <b>GetButtonSize</b> callback function is called when the application needs to determine the size of the button.</p> <p data-bbox="493 333 1386 382">The possible values for this attribute are defined by the <b>ST_Delegate</b> simple type, as specified in section <a href="#">2.3.2</a>.</p>
<b>getSupertip</b> <b>(getSupertip</b> callback)	<p data-bbox="493 411 1373 459">Specifies the name of a callback function to be called to determine the supertip of this control.</p> <p data-bbox="493 470 1308 518">The <b>getSupertip</b> and <b>supertip</b> attributes are mutually exclusive. If neither attribute is specified, no supertip for this control SHOULD be shown.</p> <p data-bbox="493 529 1040 552">For example, consider the following XML fragment:</p> <pre data-bbox="521 579 1211 602">&lt;button id="button" getSupertip="GetButtonSupertip" /&gt;</pre> <p data-bbox="493 636 1328 684">In this example, the <b>GetButtonSupertip</b> callback function is called when the application needs to determine the supertip of the button.</p> <p data-bbox="493 695 1386 743">The possible values for this attribute are defined by the <b>ST_Delegate</b> simple type, as specified in section <a href="#">2.3.2</a>.</p>
<b>getVisible</b> <b>(getVisible</b> callback)	<p data-bbox="493 768 1344 816">Specifies the name of a callback function to be called to determine the visibility state of this control.</p> <p data-bbox="493 827 1386 875">The <b>getVisible</b> and <b>visible</b> attributes are mutually exclusive. If neither attribute is specified, the control SHOULD default to being visible.</p> <p data-bbox="493 886 1040 909">For example, consider the following XML fragment:</p> <pre data-bbox="521 936 1175 959">&lt;button id="button" getVisible="IsButtonVisible" /&gt;</pre> <p data-bbox="493 993 1289 1041">In this example, the <b>IsButtonVisible</b> callback function is called when the application needs to determine the visibility of the button.</p> <p data-bbox="493 1052 1386 1100">The possible values for this attribute are defined by the <b>ST_Delegate</b> simple type, as specified in section <a href="#">2.3.2</a>.</p>
<b>id</b> (control identifier)	<p data-bbox="493 1131 1386 1205">Specifies the identifier for a custom control. All custom controls MUST have unique identifiers. The identifier of a control SHOULD be passed to callback functions to identify which control corresponds to the function call.</p> <p data-bbox="493 1215 1349 1264">The <b>id</b>, <b>idQ</b>, and <b>idMso</b> attributes are mutually exclusive. At least one of these attributes MUST be specified.</p> <p data-bbox="493 1274 1040 1297">For example, consider the following XML fragment:</p> <pre data-bbox="521 1325 1019 1348">&lt;button id="MyButton" label="Button" /&gt;</pre> <p data-bbox="493 1381 1252 1404">This specifies a custom button control with an identifier of "MyButton".</p> <p data-bbox="493 1415 1386 1463">The possible values for this attribute are defined by the <b>ST_UniqueID</b> simple type, as specified in section <a href="#">2.3.13</a>.</p>
<b>idMso</b> (built-in control identifier)	<p data-bbox="493 1488 954 1512">Specifies the identifier of a built-in control.</p> <p data-bbox="493 1522 1065 1545">The contents of this attribute are application-defined.</p> <p data-bbox="493 1556 1349 1604">The <b>id</b>, <b>idQ</b>, and <b>idMso</b> attributes are mutually exclusive. At least one of these attributes MUST be specified.</p> <p data-bbox="493 1614 1040 1638">For example, consider the following XML fragment:</p> <pre data-bbox="521 1665 829 1688">&lt;control idMso="Bold" /&gt;</pre>

Attributes	Description
	<p>This creates a clone of the control with an identifier of "Bold".</p> <p>The possible values for this attribute are defined by the <b>ST_ID</b> simple type, as specified in section <a href="#">2.3.5</a>.</p>
<p><b>idQ</b> (qualified control identifier)</p>	<p>Specifies a qualified identifier for a control.</p> <p>The <b>idQ</b> attribute can be used to reference controls or containers created by other Custom UI documents.</p> <p>The <b>id</b>, <b>idQ</b>, and <b>idMso</b> attributes are mutually exclusive. At least one of these attributes <b>MUST</b> be specified.</p> <p>For example, consider the following XML fragment:</p> <pre data-bbox="521 527 1317 863"> &lt;customUI   xmlns="http://schemas.microsoft.com/office/2006/01/customui"   xmlns:ex="http://www.example.com"&gt;   &lt;ribbon&gt;     &lt;tabs&gt;       &lt;tab idQ="ex:OtherTab" label="Shared Tab"&gt;         &lt;group id="MyGroup" label="My Group"&gt;           ...         &lt;/group&gt;       &lt;/tab&gt;     &lt;/tabs&gt;   &lt;/ribbon&gt; &lt;/customUI&gt; </pre> <p>In this case, <b>ex</b> is an XML namespace prefix for the namespace <a href="http://www.example.com">http://www.example.com</a>. This XML fragment refers to a <b>tab</b> in that namespace with an identifier of "OtherTab". If that tab cannot be found, it is created. A new group belonging to this file is added to the tab.</p> <p>The possible values for this attribute are defined by the <b>ST_QID</b> simple type, as specified in section <a href="#">2.3.9</a>.</p>
<p><b>image</b> (custom image identifier)</p>	<p>Specifies the relationship identifier for an image to be used as the icon for this control. This attribute is used to specify an embedded picture that resides locally within the containing file.</p> <p>The <b>getImage</b>, <b>image</b>, and <b>imageMso</b> attributes are mutually exclusive. If none of these attributes are specified, no icon <b>SHOULD</b> be displayed.</p> <p>For example, consider the following XML fragment:</p> <pre data-bbox="521 1276 1036 1304"> &lt;button id="button" image="ForestPic" /&gt; </pre> <p>This specifies a custom button whose icon is the embedded image file referenced by the relationship identifier of "ForestPic".</p> <p>The possible values for this attribute are defined by the <b>ST_Uri</b> simple type, as specified in section <a href="#">2.3.14</a>.</p>
<p><b>imageMso</b> (built-in image identifier)</p>	<p>Specifies the identifier of a built-in image to be used as the icon of this control.</p> <p>The contents of this attribute are application-defined and <b>SHOULD</b> be ignored if not understood.</p> <p>The <b>getImage</b>, <b>image</b>, and <b>imageMso</b> attributes are mutually exclusive. If none of these attributes are specified, no icon <b>SHOULD</b> be displayed.</p> <p>For example, consider the following XML fragment:</p> <pre data-bbox="521 1675 1008 1703"> &lt;button id="button" imageMso="Bold" /&gt; </pre>

Attributes	Description
	<p>This specifies a custom button that uses the built-in image with an identifier of "Bold".</p> <p>The possible values for this attribute are defined by the <b>ST_ID</b> simple type, as specified in section <a href="#">2.3.5</a>.</p>
<p><b>insertAfterMso</b> (identifier of built-in control to insert after)</p>	<p>Specifies the identifier of a built-in control that this control is to be inserted after. If the value of this attribute is not understood, it SHOULD be ignored.</p> <p>The <b>insertAfterMso</b>, <b>insertAfterQ</b>, <b>insertBeforeMso</b>, and <b>insertBeforeQ</b> attributes are mutually exclusive. If none of these attributes are specified, the controls SHOULD be appended to the existing set of controls, in the order they are defined in the XML.</p> <p>For example, consider the following XML fragment:</p> <pre data-bbox="521 562 1289 638">&lt;tab id="MyTab" insertAfterMso="TabHome" label="Custom Tab"&gt; ... &lt;/tab&gt;</pre> <p>In this example, a new custom tab with an identifier of "MyTab" is to be inserted after the built-in tab with an identifier of "TabHome".</p> <p>The possible values for this attribute are defined by the <b>ST_ID</b> simple type, as specified in section <a href="#">2.3.5</a>.</p>
<p><b>insertAfterQ</b> (qualified identifier of control to insert after)</p>	<p>Specifies the qualified identifier of a control that this control is to be inserted after. If the value of this attribute is not understood, it SHOULD be ignored.</p> <p>The <b>insertAfterMso</b>, <b>insertAfterQ</b>, <b>insertBeforeMso</b>, and <b>insertBeforeQ</b> attributes are mutually exclusive. If none of these attributes are specified, the controls SHOULD be appended to the existing set of controls, in the order they are defined in the XML.</p> <p>For example, consider the following XML fragment:</p> <pre data-bbox="521 1031 1300 1106">&lt;tab id="MyTab" insertAfterQ="x:OtherTab" label="Custom Tab"&gt; ... &lt;/tab&gt;</pre> <p>In this example, a new custom tab with an identifier of "MyTab" is to be inserted after the custom tab with a qualified identifier of "x:OtherTab".</p> <p>The possible values for this attribute are defined by the <b>ST_QID</b> simple type, as specified in section <a href="#">2.3.9</a>.</p>
<p><b>insertBeforeMso</b> (identifier of built-in control to insert before)</p>	<p>Specifies the identifier of a built-in control that this control is to be inserted before. If the value of this attribute is not understood, it SHOULD be ignored.</p> <p>The <b>insertAfterMso</b>, <b>insertAfterQ</b>, <b>insertBeforeMso</b>, and <b>insertBeforeQ</b> attributes are mutually exclusive. If none of these attributes are specified, the controls SHOULD be appended to the existing set of controls, in the order they are defined in the XML.</p> <p>For example, consider the following XML fragment:</p> <pre data-bbox="521 1493 1300 1568">&lt;tab id="MyTab" insertBeforeMso="TabHome" label="Custom Tab"&gt; ... &lt;/tab&gt;</pre> <p>In this example, a new custom tab with an identifier of "MyTab" is to be inserted before the built-in tab with an identifier of "TabHome".</p> <p>The possible values for this attribute are defined by the <b>ST_ID</b> simple type, as specified in section <a href="#">2.3.5</a>.</p>

Attributes	Description
<b>insertBeforeQ</b> (qualified identifier of control to insert before)	<p>Specifies the qualified identifier of a control that this control is to be inserted before. If the value of this attribute is not understood, it SHOULD be ignored.</p> <p>The <b>insertAfterMso</b>, <b>insertAfterQ</b>, <b>insertBeforeMso</b>, and <b>insertBeforeQ</b> attributes are mutually exclusive. If none of these attributes are specified, the controls SHOULD be appended to the existing set of controls, in the order they are defined in the XML.</p> <p>For example, consider the following XML fragment:</p> <pre data-bbox="521 432 1317 506">&lt;tab id="MyTab" insertBeforeQ="x:OtherTab" label="Custom Tab"&gt; ... &lt;/tab&gt;</pre> <p>In this example, a new custom tab with an identifier of "MyTab" is to be inserted before the custom tab with a qualified identifier of "x:OtherTab".</p> <p>The possible values for this attribute are defined by the <b>ST_QID</b> simple type, as specified in section <a href="#">2.3.9</a>.</p>
<b>keytip</b> (keytip)	<p>Specifies a <b>string</b> to be used as the suggested KeyTip for this control.</p> <p>The <b>keytip</b> and <b>getKeytip</b> attributes are mutually exclusive. If neither attribute is specified, the application SHOULD generate a KeyTip for the control automatically.</p> <p>For example, consider a button with KeyTip 'K', as follows:</p>  <p>This is specified using the following XML fragment:</p> <pre data-bbox="521 953 1211 974">&lt;button id="button" imageMso="HappyFace" keytip="K" /&gt;</pre> <p>The possible values for this attribute are defined by the <b>ST_Keytip</b> simple type, as specified in section <a href="#">2.3.7</a>.</p>
<b>label</b> (label)	<p>Specifies a <b>string</b> to be used as the label for this control.</p> <p>The <b>label</b> and <b>getLabel</b> attributes are mutually exclusive. If neither attribute is specified, no label SHOULD be displayed.</p> <p>For example, consider the following XML fragment:</p> <pre data-bbox="521 1230 1084 1251">&lt;button id="button" label="Custom Button" /&gt;</pre> <p>This specifies a custom <b>button</b> with a <b>label</b> of "Custom Button".</p> <p>The possible values for this attribute are defined by the <b>ST_String</b> simple type, as specified in section <a href="#">2.3.11</a>.</p>
<b>onAction</b> ( <b>onAction</b> callback)	<p>Specifies the name of a callback function to be called when this control is invoked by the user.</p> <p>For example, consider the following XML fragment:</p> <pre data-bbox="521 1503 1317 1524">&lt;button id="button" label="Button" onAction="ButtonClicked" /&gt;</pre> <p>This specifies a button that calls the <b>ButtonClicked</b> callback function when it is invoked.</p> <p>The possible values for this attribute are defined by the <b>ST_Delegate</b> simple type, as specified in section <a href="#">2.3.2</a>.</p>
<b>screentip</b>	<p>Specifies a <b>string</b> to be shown as the screentip for this control.</p>

Attributes	Description
(screentip)	<p>The <b>screentip</b> and <b>getScreentip</b> attributes are mutually exclusive. If neither attribute is specified, the application SHOULD display the label of the control as the screentip or display no screentip at all.</p> <p>For example, consider a button with a screentip, as follows:</p>  <p>This is specified using the following XML fragment:</p> <pre data-bbox="521 716 1224 764">&lt;button id="button" imageMso="HappyFace" label="Button" size="large" screentip="This is the screentip" /&gt;</pre> <p>The possible values for this attribute are defined by the <b>ST_String</b> simple type, as specified in section <a href="#">2.3.11</a>.</p>
<b>showImage</b> (show image)	<p>Specifies whether this control displays an icon.</p> <p>This attribute SHOULD have no effect if the <b>size</b> or <b>getSize</b> attributes specify that the control is "large".</p> <p>The <b>showImage</b> and <b>getShowImage</b> attributes are mutually exclusive. If neither attribute is specified, the control SHOULD display its icon.</p> <p>For example, consider a button that does not display an icon, as follows:</p>  <p>This is specified using the following XML fragment:</p> <pre data-bbox="521 1289 997 1337">&lt;button id="button" showImage="false" label="Button with no icon" /&gt;</pre> <p>The possible values for this attribute are defined by the XML schema <b>boolean</b> datatype.</p>
<b>showLabel</b> (show label)	<p>Specifies whether this control displays its label.</p> <p>This attribute SHOULD have no effect if the <b>size</b> or <b>getSize</b> attributes specify that the control is "large".</p> <p>The <b>showLabel</b> and <b>getShowLabel</b> attributes are mutually exclusive. If neither attribute is specified, the control SHOULD default to showing its label.</p> <p>For example, consider the following XML fragment:</p> <pre data-bbox="521 1650 1175 1698">&lt;button id="button" label="Label" showLabel="false" imageMso="HappyFace" /&gt;</pre>

Attributes	Description
	<p>This specifies a <b>button</b> that has a <b>label</b>, but does not show it. Even though the <b>label</b> is hidden, it is provided to accessibility tools.</p> <p>The possible values for this attribute are defined by the XML schema <b>boolean</b> datatype.</p>
<p><b>size</b> (control size)</p>	<p>Specifies the size of the control.</p> <p>The <b>size</b> and <b>getSize</b> attributes are mutually exclusive. If neither attribute is specified, the control's size SHOULD default to the normal size.</p> <p>For example, consider a large button, as follows:</p>  <p>This is specified using the following XML fragment:</p> <pre data-bbox="521 701 1062 726">&lt;toggleButton idMso="Bold" size="large" /&gt;</pre> <p>The possible values for this attribute are defined by the <b>ST_Size</b> simple type, as specified in section <a href="#">2.3.10</a>.</p>
<p><b>supertip</b> (supertip)</p>	<p>Specifies a <b>string</b> to be shown as the supertip of the control.</p> <p>The <b>supertip</b> and <b>getSupertip</b> attributes are mutually exclusive. If neither attribute is specified no supertip for this control SHOULD be shown.</p> <p>For example, consider a control with a supertip, as follows:</p>  <p>This is specified using the following XML fragment:</p> <pre data-bbox="521 1394 1224 1472">&lt;button id="button" imageMso="HappyFace" label="Button" size="large" screentip="Screentip" supertip="This is the supertip string" /&gt;</pre> <p>The possible values for this attribute are defined by the <b>ST_String</b> simple type, as specified in section <a href="#">2.3.11</a>.</p>
<p><b>tag</b> (tag)</p>	<p>Specifies an arbitrary <b>string</b> that can be used to hold data or identify the control. The contents of this attribute SHOULD be passed to any callback functions specified on this control.</p> <p>If this attribute is omitted, the control's <b>tag</b> value SHOULD default to an empty <b>string</b>.</p>

Attributes	Description
	<p>For example, consider the following XML fragment:</p> <pre data-bbox="521 254 1122 302">&lt;button id="button" label="Button" tag="123456" onAction="ButtonClicked" /&gt;</pre> <p>This specifies a <b>button</b> with a <b>tag</b> value of "123456", which is passed to the <b>ButtonClicked</b> callback function.</p> <p>The possible values for this attribute are defined by the <b>ST_String</b> simple type, as specified in section <a href="#">2.3.11</a>.</p>
<p><b>visible</b> (control visibility)</p>	<p>Specifies the visibility state of the control.</p> <p>The <b>getVisible</b> and <b>visible</b> attributes are mutually exclusive. If these attributes are omitted, the control SHOULD default to being visible.</p> <p>For example, consider the following XML fragment:</p> <pre data-bbox="521 617 1019 638">&lt;tab idMso="TabHome" visible="false" /&gt;</pre> <p>In this example, the built-in tab with an identifier of "TabHome" is hidden.</p> <p>The possible values for this attribute are defined by the XML schema <b>boolean</b> datatype.</p>

The following XML schema fragment defines the contents of this element:

```
<complexType name="CT_ControlClone">
  <complexContent>
    <restriction base="CT_Button">
      <attribute name="id" use="prohibited"/>
      <attribute name="onAction" use="prohibited"/>
    </restriction>
  </complexContent>
</complexType>
```

### 2.2.13 control (Quick Access Toolbar Control Clone)

This element specifies a clone of an existing control. It is specific to control clones on the quick access toolbar, but otherwise behaves the same way as the regular **control** element, as specified in section [2.2.12](#).


The following table summarizes the elements that are parents of this element.

Parent Elements
<p><b>documentControls</b> (section <a href="#">2.2.16</a>); <b>sharedControls</b> (section <a href="#">2.2.35</a>)</p>

The following table summarizes the attributes of this element.

Attributes	Description
<p><b>description</b> (description)</p>	<p>Specifies a detailed description of the control, which is displayed in detailed views.</p> <p>The <b>description</b> and <b>getDescription</b> attributes are mutually exclusive. If neither attribute is specified, the control SHOULD NOT display any detailed text.</p>




Attributes	Description
	<p>For example, consider a button with a detailed description, as follows:</p>  <p>This is specified using the following XML fragment:</p> <pre data-bbox="542 401 1295 478">&lt;button id="button" label="Button" imageMso="HappyFace" description="This is a verbose description that describes the function of this control in detail." /&gt;</pre> <p>The possible values for this attribute are defined by the <code>ST_LongString</code> simple type, as specified in section <a href="#">2.3.8</a>.</p>
<p><b>enabled</b> (enabled state)</p>	<p>Specifies the enabled state of the control.</p> <p>The <b>getEnabled</b> and <b>enabled</b> attributes are mutually exclusive. If neither attribute is specified, the control SHOULD default to being enabled.</p> <p>This attribute cannot be used to enable a built-in control that would otherwise be disabled by the application.</p> <p>For example, consider the following XML fragment:</p> <pre data-bbox="542 785 1333 810">&lt;button id="button" label="Disabled Button" enabled="false" /&gt;</pre> <p>This specifies a new button that is disabled. A permanently disabled button is not very useful, thus the <b>enabled</b> attribute is not commonly used.</p> <p>The possible values for this attribute are defined by the XML schema <b>boolean</b> datatype.</p>
<p><b>getDescription</b> (<b>getDescription</b> callback)</p>	<p>Specifies the name of a callback function to be called to determine the detailed description of this control.</p> <p>The <b>getDescription</b> and <b>description</b> attributes are mutually exclusive. If neither attribute is specified, the control SHOULD NOT display any detailed text.</p> <p>For example, consider the following XML fragment:</p> <pre data-bbox="542 1146 1305 1171">&lt;button id="button" getDescription="GetButtonDescription" /&gt;</pre> <p>In this example, the <b>GetButtonDescription</b> callback function is called when the application needs to determine the detailed description of the <b>button</b>.</p> <p>The possible values for this attribute are defined by the <b>ST_Delegate</b> simple type, as specified in section <a href="#">2.3.2</a>.</p>
<p><b>getEnabled</b> (<b>getEnabled</b> callback)</p>	<p>Specifies the name of a callback function to be called to determine the enabled state of this control.</p> <p>The <b>getEnabled</b> and <b>enabled</b> attributes are mutually exclusive. If neither attribute is specified, the control SHOULD default to being enabled.</p> <p>For example, consider the following XML fragment:</p> <pre data-bbox="542 1509 1192 1535">&lt;button id="button" getEnabled="IsButtonEnabled" /&gt;</pre> <p>In this example, the <b>IsButtonEnabled</b> callback function is called when the application needs to determine the enabled state of the button.</p> <p>The possible values for this attribute are defined by the <b>ST_Delegate</b> simple type, as specified in section <a href="#">2.3.2</a>.</p>
<p><b>getImage</b></p>	<p>Specifies the name of a callback function to be called to determine the icon of this</p>


Attributes	Description
<b>(getImage</b> callback)	<p>control.</p> <p>The <b>getImage</b>, <b>image</b>, and <b>imageMso</b> attributes are mutually exclusive. If none of these attributes are specified, no icon SHOULD be displayed.</p> <p>For example, consider the following XML fragment:</p> <pre data-bbox="542 344 1154 369">&lt;button id="button" getImage="GetButtonImage" /&gt;</pre> <p>In this example, the <b>GetButtonImage</b> callback function is called when the application needs to determine the icon of the button.</p> <p>The possible values for this attribute are defined by the <b>ST_Delegate</b> simple type, as specified in section <a href="#">2.3.2</a>.</p>
<b>getKeytip</b> ( <b>getKeytip</b> callback)	<p>Specifies the name of a callback function to be called to determine the suggested KeyTip of this control.</p> <p>The <b>getKeytip</b> and <b>keytip</b> attributes are mutually exclusive. If neither attribute is specified, the application SHOULD generate a KeyTip for the control automatically.</p> <p>For example, consider the following XML fragment:</p> <pre data-bbox="542 730 1179 756">&lt;button id="button" getKeytip="GetButtonKeytip" /&gt;</pre> <p>In this example, the <b>GetButtonKeytip</b> callback function is called when the application needs to determine the KeyTip of the button.</p> <p>The possible values for this attribute are defined by the <b>ST_Delegate</b> simple type, as specified in section <a href="#">2.3.2</a>.</p>
<b>getLabel</b> ( <b>getLabel</b> callback)	<p>Specifies the name of a callback function to be called to determine the label of this control.</p> <p>The <b>getLabel</b> and <b>label</b> attributes are mutually exclusive. If neither attribute is specified, no label SHOULD be displayed.</p> <p>For example, consider the following XML fragment:</p> <pre data-bbox="542 1094 1154 1119">&lt;button id="button" getLabel="GetButtonLabel" /&gt;</pre> <p>In this example, the <b>GetButtonLabel</b> callback function is called when the application needs to determine the label of the button.</p> <p>The possible values for this attribute are defined by the <b>ST_Delegate</b> simple type, as specified in section <a href="#">2.3.2</a>.</p>
<b>getScreentip</b> ( <b>getScreentip</b> callback)	<p>Specifies the name of a callback function to be called to determine the screentip of this control.</p> <p>The <b>getScreentip</b> and <b>screentip</b> attributes are mutually exclusive. If neither attribute is specified, the application SHOULD display the label of the control as the screentip or display no screentip at all.</p> <p>For example, consider the following XML fragment:</p> <pre data-bbox="542 1478 1256 1503">&lt;button id="button" getScreentip="GetButtonScreentip" /&gt;</pre> <p>In this example, the <b>GetButtonScreentip</b> callback function is called when the application needs to determine the screentip of the button.</p> <p>The possible values for this attribute are defined by the <b>ST_Delegate</b> simple type, as specified in section <a href="#">2.3.2</a>.</p>
<b>getShowImage</b> ( <b>getShowImage</b> callback)	<p>Specifies the name of a callback function to be called to determine whether the application SHOULD display the icon of this control.</p>



Attributes	Description
callback)	<p>This attribute SHOULD have no effect if the <b>size</b> or <b>getSize</b> attributes specify that the control is "large".</p> <p>The <b>showImage</b> and <b>getShowImage</b> attributes are mutually exclusive. If neither attribute is specified, the control SHOULD display its icon.</p> <p>For example, consider the following XML fragment:</p> <pre data-bbox="542 373 1281 394" style="background-color: #f0f0f0; padding: 5px;">&lt;button id="button" getShowImage="IsButtonImageVisible" /&gt;</pre> <p>In this example, the <b>IsButtonImageVisible</b> callback function is called when the application needs to determine whether to display the icon of the button.</p> <p>The possible values for this attribute are defined by the <b>ST_Delegate</b> simple type, as specified in section <a href="#">2.3.2</a>.</p>
<b>getShowLabel</b> ( <b>getShowLabel</b> callback)	<p>Specifies the name of a callback function to be called to determine whether the application SHOULD display the label of this control.</p> <p>This attribute SHOULD have no effect if the <b>size</b> or <b>getSize</b> attributes specify that the control is "large".</p> <p>The <b>showLabel</b> and <b>getShowLabel</b> attributes are mutually exclusive. If neither attribute is specified, the control SHOULD default to showing its label.</p> <p>For example, consider the following XML fragment:</p> <pre data-bbox="542 793 1281 814" style="background-color: #f0f0f0; padding: 5px;">&lt;button id="button" getShowLabel="IsButtonLabelVisible" /&gt;</pre> <p>In this example, the <b>IsButtonLabelVisible</b> callback function is called when the application needs to determine whether to display the label of the button.</p> <p>The possible values for this attribute are defined by the <b>ST_Delegate</b> simple type, as specified in section <a href="#">2.3.2</a>.</p>
<b>getSize</b> ( <b>getSize</b> callback)	<p>Specifies the name of a callback function to be called to determine the size of this control.</p> <p>The <b>getSize</b> and <b>size</b> attributes are mutually exclusive. If neither attribute is specified, the control's size SHOULD default to the normal size.</p> <p>For example, consider the following XML fragment:</p> <pre data-bbox="542 1150 1127 1171" style="background-color: #f0f0f0; padding: 5px;">&lt;button id="button" getSize="GetButtonSize" /&gt;</pre> <p>In this example, the <b>GetButtonSize</b> callback function is called when the application needs to determine the size of the button.</p> <p>The possible values for this attribute are defined by the <b>ST_Delegate</b> simple type, as specified in section <a href="#">2.3.2</a>.</p>
<b>getSupertip</b> ( <b>getSupertip</b> callback)	<p>Specifies the name of a callback function to be called to determine the supertip of this control.</p> <p>The <b>getSupertip</b> and <b>supertip</b> attributes are mutually exclusive. If neither attribute is specified, no supertip for this control SHOULD be shown.</p> <p>For example, consider the following XML fragment:</p> <pre data-bbox="542 1514 1230 1535" style="background-color: #f0f0f0; padding: 5px;">&lt;button id="button" getSupertip="GetButtonSupertip" /&gt;</pre> <p>In this example, the <b>GetButtonSupertip</b> callback function is called when the application needs to determine the supertip of the button.</p> <p>The possible values for this attribute are defined by the <b>ST_Delegate</b> simple type, as specified in section <a href="#">2.3.2</a>.</p>
<b>getVisible</b>	Specifies the name of a callback function to be called to determine the visibility

Attributes	Description
<b>(getVisible</b> callback)	<p>state of this control.</p> <p>The <b>getVisible</b> and <b>visible</b> attributes are mutually exclusive. If neither attribute is specified, the control SHOULD default to being visible.</p> <p>For example, consider the following XML fragment:</p> <pre data-bbox="542 344 1192 369">&lt;button id="button" getVisible="IsButtonVisible" /&gt;</pre> <p>In this example, the <b>IsButtonVisible</b> callback function is called when the application needs to determine the visibility of the button.</p> <p>The possible values for this attribute are defined by the <b>ST_Delegate</b> simple type, as specified in section <a href="#">2.3.2</a>.</p>
<b>id</b> (custom control identifier)	<p>Specifies the identifier for a custom control. All new custom controls MUST have unique identifiers. The identifier of a control SHOULD be passed to callback functions to identify which control corresponds to the function call.</p> <p>The <b>id</b>, <b>idQ</b>, and <b>idMso</b> attributes are mutually exclusive.</p> <p>For example, consider the following XML fragment:</p> <pre data-bbox="542 705 1040 730">&lt;button id="MyButton" label="Button" /&gt;</pre> <p>This specifies a custom button control with an identifier of "MyButton".</p> <p>The possible values for this attribute are defined by the <b>ST_ID</b> simple type, as specified in section <a href="#">2.3.5</a>.</p>
<b>idMso</b> (built-in control identifier)	<p>Specifies the identifier of a built-in control.</p> <p>The contents of this attribute are application-defined.</p> <p>The <b>id</b>, <b>idQ</b>, and <b>idMso</b> attributes are mutually exclusive. At least one of these attributes MUST be specified.</p> <p>For example, consider the following XML fragment:</p> <pre data-bbox="542 1050 850 1075">&lt;control idMso="Bold" /&gt;</pre> <p>This creates a clone of the control with an identifier of "Bold".</p> <p>The possible values for this attribute are defined by the <b>ST_ID</b> simple type, as specified in section <a href="#">2.3.5</a>.</p>
<b>idQ</b> (qualified control identifier)	<p>Specifies a qualified identifier for a control. The identifier is qualified with an XML namespace prefix that specifies the owner of the control. If the namespace is equal to the Custom UI namespace, the <b>idQ</b> attribute behaves in the same manner as the <b>idMso</b> attribute. If the namespace is equal to the name of the current file, the <b>idQ</b> attribute behaves like the <b>id</b> attribute. If the namespace is equal to the name of a different file, the attribute references a control from that file.</p> <p>The <b>idQ</b> attribute can be used to reference controls or containers created by other Custom UI documents.</p> <p>The <b>id</b>, <b>idQ</b>, and <b>idMso</b> attributes are mutually exclusive.</p> <p>For example, consider the following XML fragment:</p> <pre data-bbox="542 1545 1040 1675">&lt;tab idQ="x:OtherTab"&gt;   &lt;group id="MyGroup" label="My Group"&gt;     ...   &lt;/group&gt; &lt;/tab&gt;</pre> <p>In this case <b>x</b> is an XML namespace equal to the name of another file that has a</p>


Attributes	Description
	<p>Custom UI document with a <b>tab</b> with an identifier of "OtherTab". This example adds a custom <b>group</b> to that <b>tab</b>.</p> <p>The possible values for this attribute are defined by the <b>ST_QID</b> simple type, as specified in section <a href="#">2.3.9</a>.</p>
<p><b>image</b> (custom image identifier)</p>	<p>Specifies the relationship identifier for an image to be used as the icon for this control. This attribute is used to specify an embedded picture that resides locally within the containing file.</p> <p>The <b>getImage</b>, <b>image</b>, and <b>imageMso</b> attributes are mutually exclusive. If none of these attributes are specified, no icon SHOULD be displayed.</p> <p>For example, consider the following XML fragment:</p> <pre data-bbox="540 533 1052 556">&lt;button id="button" image="ForestPic" /&gt;</pre> <p>This specifies a custom button whose icon is the embedded image file referenced by the relationship identifier of "ForestPic".</p> <p>The possible values for this attribute are defined by the <b>ST_Uri</b> simple type, as specified in section <a href="#">2.3.14</a>.</p>
<p><b>imageMso</b> (built-in image identifier)</p>	<p>Specifies the identifier of a built-in image to be used as the icon of this control. The contents of this attribute are application-defined and SHOULD be ignored if not understood.</p> <p>The <b>getImage</b>, <b>image</b>, and <b>imageMso</b> attributes are mutually exclusive. If none of these attributes are specified, no icon SHOULD be displayed.</p> <p>For example, consider the following XML fragment:</p> <pre data-bbox="540 926 1027 949">&lt;button id="button" imageMso="Bold" /&gt;</pre> <p>This specifies a custom button that uses the built-in image with an identifier of "Bold".</p> <p>The possible values for this attribute are defined by the <b>ST_ID</b> simple type, as specified in section <a href="#">2.3.5</a>.</p>
<p><b>insertAfterMso</b> (identifier of built-in control to insert after)</p>	<p>Specifies the identifier of a built-in control that this control is to be inserted after. If the value of this attribute is not understood, it SHOULD be ignored.</p> <p>The <b>insertAfterMso</b>, <b>insertAfterQ</b>, <b>insertBeforeMso</b>, and <b>insertBeforeQ</b> attributes are mutually exclusive. If none of these attributes are specified, the controls SHOULD be appended to the existing set of controls, in the order they are defined in the XML.</p> <p>For example, consider the following XML fragment:</p> <pre data-bbox="540 1339 1308 1413">&lt;tab id="MyTab" insertAfterMso="TabHome" label="Custom Tab"&gt; ... &lt;/tab&gt;</pre> <p>In this example, a new custom tab with an identifier of "MyTab" is to be inserted after the built-in tab with an identifier of "TabHome".</p> <p>The possible values for this attribute are defined by the <b>ST_ID</b> simple type, as specified in section <a href="#">2.3.5</a>.</p>
<p><b>insertAfterQ</b> (qualified identifier of control to insert after)</p>	<p>Specifies the qualified identifier of a control that this control is to be inserted after. If the value of this attribute is not understood, it SHOULD be ignored.</p> <p>The <b>insertAfterMso</b>, <b>insertAfterQ</b>, <b>insertBeforeMso</b>, and <b>insertBeforeQ</b> attributes are mutually exclusive. If none of these attributes are specified, the controls SHOULD be appended to the existing set of controls, in the order they</p>

Attributes	Description
	<p>are defined in the XML.</p> <p>For example, consider the following XML fragment:</p> <pre data-bbox="542 289 1321 363">&lt;tab id="MyTab" insertAfterQ="x:OtherTab" label="Custom Tab"&gt; ... &lt;/tab&gt;</pre> <p>In this example, a new custom tab with an identifier of "MyTab" is to be inserted after the custom tab with a qualified identifier of "x:OtherTab".</p> <p>The possible values for this attribute are defined by the <b>ST_QID</b> simple type, as specified in section <a href="#">2.3.9</a>.</p>
<p><b>insertBeforeMso</b> (identifier of built-in control to insert before)</p>	<p>Specifies the identifier of a built-in control that this control is to be inserted before. If the value of this attribute is not understood, it SHOULD be ignored.</p> <p>The <b>insertAfterMso</b>, <b>insertAfterQ</b>, <b>insertBeforeMso</b>, and <b>insertBeforeQ</b> attributes are mutually exclusive. If none of these attributes are specified, the controls SHOULD be appended to the existing set of controls, in the order they are defined in the XML.</p> <p>For example, consider the following XML fragment:</p> <pre data-bbox="542 751 1321 825">&lt;tab id="MyTab" insertBeforeMso="TabHome" label="Custom Tab"&gt; ... &lt;/tab&gt;</pre> <p>In this example, a new custom tab with an identifier of "MyTab" is to be inserted before the built-in tab with an identifier of "TabHome".</p> <p>The possible values for this attribute are defined by the <b>ST_ID</b> simple type, as specified in section <a href="#">2.3.5</a>.</p>
<p><b>insertBeforeQ</b> (qualified identifier of control to insert before)</p>	<p>Specifies the qualified identifier of a control that this control is to be inserted before. If the value of this attribute is not understood, it SHOULD be ignored.</p> <p>The <b>insertAfterMso</b>, <b>insertAfterQ</b>, <b>insertBeforeMso</b>, and <b>insertBeforeQ</b> attributes are mutually exclusive. If none of these attributes are specified, the controls SHOULD be appended to the existing set of controls, in the order they are defined in the XML.</p> <p>For example, consider the following XML fragment:</p> <pre data-bbox="542 1220 1321 1293">&lt;tab id="MyTab" insertBeforeQ="x:OtherTab" label="Custom Tab"&gt; ... &lt;/tab&gt;</pre> <p>In this example, a new custom tab with an identifier of "MyTab" is to be inserted before the custom tab with a qualified identifier of "x:OtherTab".</p> <p>The possible values for this attribute are defined by the <b>ST_QID</b> simple type, as specified in section <a href="#">2.3.9</a>.</p>
<p><b>keytip</b> (keytip)</p>	<p>Specifies a <b>string</b> to be used as the suggested KeyTip for this control.</p> <p>The <b>keytip</b> and <b>getKeytip</b> attributes are mutually exclusive. If neither attribute is specified, the application SHOULD generate a KeyTip for the control automatically.</p> <p>For example, consider a button with KeyTip 'K', as follows:</p> 

Attributes	Description
	<p>This is specified using the following XML fragment:</p> <pre data-bbox="542 254 1230 279">&lt;button id="button" imageMso="HappyFace" keytip="K" /&gt;</pre> <p>The possible values for this attribute are defined by the <b>ST_Keytip</b> simple type, as specified in section <a href="#">2.3.7</a>.</p>
<p><b>label</b> (label)</p>	<p>Specifies a string to be used as the label for this control.</p> <p>The <b>label</b> and <b>getLabel</b> attributes are mutually exclusive. If neither attribute is specified, no label SHOULD be displayed.</p> <p>For example, consider the following XML fragment:</p> <pre data-bbox="542 531 1101 556">&lt;button id="button" label="Custom Button" /&gt;</pre> <p>This specifies a custom <b>button</b> with a <b>label</b> of "Custom Button".</p> <p>The possible values for this attribute are defined by the <b>ST_String</b> simple type, as specified in section <a href="#">2.3.11</a>.</p>
<p><b>screentip</b> (screentip)</p>	<p>Specifies a <b>string</b> to be shown as the screentip for this control.</p> <p>The <b>screentip</b> and <b>getScreentip</b> attributes are mutually exclusive. If neither attribute is specified, the application SHOULD display the label of the control as the screentip or display no screentip at all.</p> <p>For example, consider a button with a screentip, as follows:</p>  <p>This is specified using the following XML fragment:</p> <pre data-bbox="542 1241 1240 1291">&lt;button id="button" imageMso="HappyFace" label="Button" size="large" screentip="This is the screentip" /&gt;</pre> <p>The possible values for this attribute are defined by the <b>ST_String</b> simple type, as specified in section <a href="#">2.3.11</a>.</p>
<p><b>showImage</b> (show image)</p>	<p>Specifies whether this control displays an icon.</p> <p>This attribute SHOULD have no effect if the <b>size</b> or <b>getSize</b> attributes specify that the control is "large".</p> <p>The <b>showImage</b> and <b>getShowImage</b> attributes are mutually exclusive. If neither attribute is specified, the control SHOULD display its icon.</p> <p>For example, consider a button that does not display an icon, as follows:</p>

Attributes	Description
	 <p>This is specified using the following XML fragment:</p> <pre data-bbox="540 432 1013 485">&lt;button id="button" showImage="false"   label="Button with no icon" /&gt;</pre> <p>The possible values for this attribute are defined by the XML schema <b>boolean</b> datatype.</p>
<b>showLabel</b> (show label)	<p>Specifies whether this control displays its label. This attribute SHOULD have no effect if the <b>size</b> or <b>getSize</b> attributes specify that the control is "large".</p> <p>The <b>showLabel</b> and <b>getShowLabel</b> attributes are mutually exclusive. If neither attribute is specified, the control SHOULD default to showing its label.</p> <p>For example, consider the following XML fragment:</p> <pre data-bbox="540 793 1192 846">&lt;button id="button" label="Label" showLabel="false"   imageMso="HappyFace" /&gt;</pre> <p>This specifies a <b>button</b> that has a <b>label</b>, but does not show it. Even though the <b>label</b> is hidden, it is provided to accessibility tools.</p> <p>The possible values for this attribute are defined by the XML schema <b>boolean</b> datatype.</p>
<b>size</b> (control size)	<p>Specifies the size of the control.</p> <p>The <b>size</b> and <b>getSize</b> attributes are mutually exclusive. If neither attribute is specified, the control's size SHOULD default to the normal size.</p> <p>For example, consider a large button, as follows:</p>  <p>This is specified using the following XML fragment:</p> <pre data-bbox="540 1367 1078 1394">&lt;toggleButton idMso="Bold" size="large" /&gt;</pre> <p>The possible values for this attribute are defined by the <b>ST_Size</b> simple type, as specified in section <a href="#">2.3.10</a>.</p>
<b>supertip</b> (supertip)	<p>Specifies a <b>string</b> to be shown as the supertip of the control.</p> <p>The <b>supertip</b> and <b>getSupertip</b> attributes are mutually exclusive. If neither attribute is specified, no supertip for this control SHOULD be shown.</p> <p>For example, consider a control with a supertip, as follows:</p>



Attributes	Description
	 <p>This is specified using the following XML fragment:</p> <pre data-bbox="542 638 1240 716">&lt;button id="button" imageMso="HappyFace" label="Button" size="large" screentip="Screentip" supertip="This is the supertip string" /&gt;</pre> <p>The possible values for this attribute are defined by the <b>ST_String</b> simple type, as specified in section <a href="#">2.3.11</a>.</p>
<p><b>visible</b> (control visibility)</p>	<p>Specifies the visibility state of the control.</p> <p>The <b>getVisible</b> and <b>visible</b> attributes are mutually exclusive. If these attributes are omitted, the control SHOULD default to being visible.</p> <p>For example, consider the following XML fragment:</p> <pre data-bbox="542 968 1036 993">&lt;tab idMso="TabHome" visible="false" /&gt;</pre> <p>In this example, the built-in tab with an identifier of "TabHome" is hidden.</p> <p>The possible values for this attribute are defined by the XML schema <b>boolean</b> datatype.</p>

The following XML schema fragment defines the contents of this element:

```
<complexType name="CT_ControlCloneQat">
  <complexContent>
    <extension base="CT_ControlBase">
      <attribute name="id" type="ST_ID" use="optional"/>
      <attribute name="idQ" type="ST_QID" use="optional"/>
      <attributeGroup ref="AG_IDMso"/>
      <attributeGroup ref="AG_Description"/>
      <attributeGroup ref="AG_SizeAttributes"/>
    </extension>
  </complexContent>
</complexType>
```

### 2.2.14 customUI (Custom UI Document Root)

This element specifies the root tag in a Custom UI XML document.

The following table summarizes the child elements of this element.

Child Elements	Section
<b>commands</b> (List of Repurposed Commands)	<a href="#">2.2.9</a>
<b>ribbon</b> (Ribbon)	<a href="#">2.2.33</a>

The following table summarizes the attributes of this element.

Attributes	Description
<b>loadImage</b> ( <b>loadImage</b> callback)	<p>Specifies the name of a callback function to be called when the application needs to load an image for a control's icon.</p> <p>For example, consider the following XML fragment:</p> <pre>&lt;customUI xmlns="..." loadImage="LoadImageFunction" /&gt;</pre> <p>In this example, the <b>LoadImageFunction</b> callback is called to load icon images.</p> <p>The possible values for this attribute are defined by the <b>ST_Delegate</b> simple type, as specified in section <a href="#">2.3.2</a>.</p>
<b>onLoad</b> ( <b>onLoad</b> callback)	<p>Specifies the name of a callback function to be called when the Custom UI file is loaded by the application.</p> <p>For example, consider the following XML fragment:</p> <pre>&lt;customUI xmlns="..." onLoad="OnCustomUILoaded" /&gt;</pre> <p>In this example, the <b>OnCustomUILoaded</b> callback function is called when the containing Custom UI file is loaded.</p> <p>The possible values for this attribute are defined by the <b>ST_Delegate</b> simple type, as specified in section <a href="#">2.3.2</a>.</p>

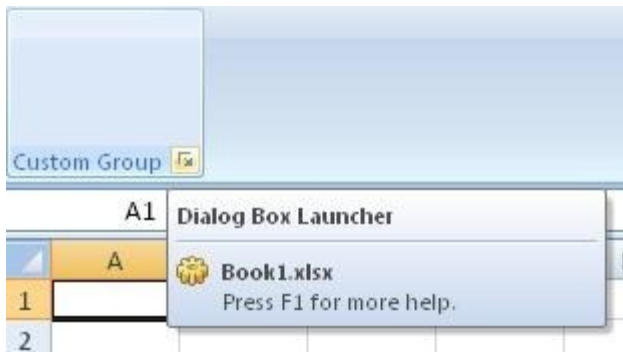
The following XML schema fragment defines the contents of this element:

```
<complexType name="CT_CustomUI">
  <sequence>
    <element name="commands" type="CT_Commands" minOccurs="0" maxOccurs="1"/>
    <element name="ribbon" type="CT_Ribbon" minOccurs="0" maxOccurs="1"/>
  </sequence>
  <attribute name="onLoad" type="ST_Delegate" use="optional"/>
  <attribute name="loadImage" type="ST_Delegate" use="optional"/>
</complexType>
```

### 2.2.15 dialogBoxLauncher (Dialog Box Launcher)

This element specifies a button that is the dialog box launcher control for a ribbon group.

For example, consider a dialog box launcher control, as follows:



**Figure 7: A dialog box launcher control**

This is specified using the following XML fragment:

```
<group id="customGroup" label="Custom Group">
  <dialogBoxLauncher>
    <button id="button" screentip="Dialog Box Launcher" />
  </dialogBoxLauncher>
</group>
```

The following table summarizes the elements that are parents of this element.

Parent Elements
<b>group</b> (section <a href="#">2.2.23</a> )

The following table summarizes the child elements of this element.

Child Elements	Section
<b>button</b> (Unsize Button)	<a href="#">2.2.3</a>

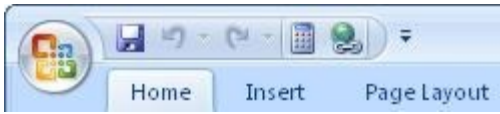
The following XML schema fragment defines the contents of this element:

```
<complexType name="CT_DialogLauncher">
  <sequence>
    <element name="button" type="CT_ButtonRegular" minOccurs="1" maxOccurs="1"/>
  </sequence>
</complexType>
```

## 2.2.16 documentControls (List of Document-Specific Quick Access Toolbar Controls)

This element specifies the list of controls on the quick access toolbar which are specific to the containing file.

For example, consider a set of controls on the document-specific quick access toolbar, as follows:



**Figure 8: A set of controls on the document-specific quick access toolbar**

This is specified using the following XML fragment:

```
<documentControls>
  <control idMso="CalculateNow" />
  <control idMso="HyperlinkInsert" />
</documentControls>
```

The following table summarizes the elements that are parents of this element.

Parent Elements
<b>qat</b> (section <a href="#">2.2.32</a> )

The following table summarizes the child elements of this element.

Child Elements	Section
<b>button</b> (Unsize Button)	<a href="#">2.2.3</a>
<b>control</b> (Quick Access Toolbar Control Clone)	<a href="#">2.2.13</a>
<b>separator</b> (Separator)	<a href="#">2.2.34</a>

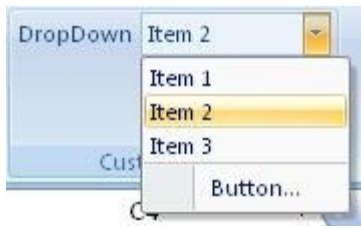
The following XML schema fragment defines the contents of this element:

```
<complexType name="CT_QatItems">
  <sequence>
    <choice minOccurs="0" maxOccurs="1000">
      <element name="control" type="CT_ControlCloneQat"/>
      <element name="button" type="CT_ButtonRegular"/>
      <element name="separator" type="CT_Separator"/>
    </choice>
  </sequence>
</complexType>
```

### 2.2.17 dropDown (Drop-down Control)

This element specifies a drop-down control that allows users to make a selection from a list of options. A drop-down control can optionally have buttons after its selection items.

For example, consider a drop-down control, as follows:



**Figure 9: A drop-down control**

This is specified using the following XML fragment:

```
<dropDown id="dropDown" label="DropDown">
  <item id="item1" label="Item 1" />
  <item id="item2" label="Item 2" />
  <item id="item3" label="Item 3" />
  <button id="button" label="Button..." />
</dropDown>
```

The following table summarizes the elements that are parents of this element.

Parent Elements
<b>box</b> (section <a href="#">2.2.1</a> ); <b>group</b> (section <a href="#">2.2.23</a> )

The following table summarizes the child elements of this element.

Child Elements	Section
<b>button</b> (Unsize Button)	<a href="#">2.2.3</a>
<b>item</b> (Selection Item)	<a href="#">2.2.24</a>

The following table summarizes the attributes of this element.

Attributes	Description
<b>enabled</b> (enabled state)	<p>Specifies the enabled state of the control.</p> <p>The <b>getEnabled</b> and <b>enabled</b> attributes are mutually exclusive. If neither attribute is specified, the control SHOULD default to being enabled.</p> <p>This attribute cannot be used to enable a built-in control that would otherwise be disabled by the application.</p> <p>For example, consider the following XML fragment:</p> <pre>&lt;button id="button" label="Disabled Button" enabled="false" /&gt;</pre> <p>This specifies a new <b>button</b> that is disabled. A permanently disabled button is not very useful, thus the <b>enabled</b> attribute is not commonly used.</p> <p>The possible values for this attribute are defined by the XML schema <b>boolean</b> datatype.</p>
<b>getEnabled</b> ( <b>getEnabled</b> callback)	<p>Specifies the name of a callback function to be called to determine the enabled state of this control.</p> <p>The <b>getEnabled</b> and <b>enabled</b> attributes are mutually exclusive. If neither</p>

Attributes	Description
	<p>attribute is specified, the control SHOULD default to being enabled. For example, consider the following XML fragment:</p> <pre data-bbox="591 289 1240 310">&lt;button id="button" getEnabled="IsButtonEnabled" /&gt;</pre> <p>In this example, the <b>IsButtonEnabled</b> callback function is called when the application needs to determine the enabled state of the button. The possible values for this attribute are defined by the <b>ST_Delegate</b> simple type, as specified in section <a href="#">2.3.2</a>.</p>
<p><b>getImage</b> (<b>getImage</b> callback)</p>	<p>Specifies the name of a callback function to be called to determine the icon of this control.</p> <p>The <b>getImage</b>, <b>image</b>, and <b>imageMso</b> attributes are mutually exclusive. If none of these attributes are specified, no icon SHOULD be displayed. For example, consider the following XML fragment:</p> <pre data-bbox="591 646 1203 667">&lt;button id="button" getImage="GetButtonImage" /&gt;</pre> <p>In this example, the <b>GetButtonImage</b> callback function is called when the application needs to determine the icon of the <b>button</b>. The possible values for this attribute are defined by the <b>ST_Delegate</b> simple type, as specified in section <a href="#">2.3.2</a>.</p>
<p><b>getItemCount</b> (<b>getItemCount</b> callback)</p>	<p>Specifies the name of a callback function to be called to determine the number of selection items in this control.</p> <p>If this attribute is omitted, the control SHOULD display any selection items that are specified as child elements. If no such items are specified, the control SHOULD be empty. For example, consider the following XML fragment:</p> <pre data-bbox="591 1035 1341 1056">&lt;gallery id="gallery" getItemCount="GetGalleryItemCount" /&gt;</pre> <p>In this example, the <b>GetGalleryItemCount</b> callback function is called when the application needs to determine the number of items in the gallery. The possible values for this attribute are defined by the <b>ST_Delegate</b> simple type, as specified in section <a href="#">2.3.2</a>.</p>
<p><b>getItemID</b> (<b>getItemID</b> callback)</p>	<p>Specifies the name of a callback function to be called to determine the identifier of a specific dynamically-created selection item, identified by index. If this attribute is omitted, dynamically-created selection items SHOULD have empty identifiers. For example, consider the following XML fragment:</p> <pre data-bbox="591 1394 1304 1444">&lt;gallery id="gallery" getItemCount="GetGalleryItemCount" getItemID="GetGalleryItemID" /&gt;</pre> <p>In this example, the <b>GetGalleryItemID</b> callback function is called when the application needs to determine the identifier of a selection item. The possible values for this attribute are defined by the <b>ST_Delegate</b> simple type, as specified in section <a href="#">2.3.2</a>.</p>
<p><b>getItemImage</b> (<b>getItemImage</b> callback)</p>	<p>Specifies the name of a callback function to be called to determine the icon of a specific dynamically-created selection item, identified by index. If this attribute is omitted, dynamically-created selection items SHOULD NOT display icons.</p>

Attributes	Description
	<p>For example, consider the following XML fragment:</p> <pre data-bbox="589 254 1304 306">&lt;gallery id="gallery" getItemCount="GetGalleryItemCount" getItemImage="GetGalleryItemImage" /&gt;</pre> <p>In this example, the <b>GetGalleryItemImage</b> callback function is called when the application needs to determine the icon of a selection item.</p> <p>The possible values for this attribute are defined by the <b>ST_Delegate</b> simple type, as specified in section <a href="#">2.3.2</a>.</p>
<p><b>getItemLabel</b> (<b>getItemLabel</b> callback)</p>	<p>Specifies the name of a callback function to be called to determine the label of a specific dynamically-created selection item, identified by index.</p> <p>If this attribute is omitted, dynamically-created selection items SHOULD NOT display labels.</p> <p>For example, consider the following XML fragment:</p> <pre data-bbox="589 642 1304 695">&lt;gallery id="gallery" getItemCount="GetGalleryItemCount" getItemLabel="GetGalleryItemLabel" /&gt;</pre> <p>In this example, the <b>GetGalleryItemLabel</b> callback function is called when the application needs to determine the label of a selection item.</p> <p>The possible values for this attribute are defined by the <b>ST_Delegate</b> simple type, as specified in section <a href="#">2.3.2</a>.</p>
<p><b>getItemScreentip</b> (<b>getItemScreentip</b> callback)</p>	<p>Specifies the name of a callback function to be called to determine the screentip of a specific dynamically-created selection item, identified by index.</p> <p>If this attribute is omitted, dynamically-created selection items SHOULD use their labels as their screentips, or display no screentips at all.</p> <p>For example, consider the following XML fragment:</p> <pre data-bbox="589 1031 1304 1083">&lt;gallery id="gallery" getItemCount="GetGalleryItemCount" getItemScreentip="GetGalleryItemScreentip" /&gt;</pre> <p>In this example, the <b>GetGalleryItemScreentip</b> callback function is called when the application needs to determine the screentip of a selection item.</p> <p>The possible values for this attribute are defined by the <b>ST_Delegate</b> simple type, as specified in section <a href="#">2.3.2</a>.</p>
<p><b>getItemSupertip</b> (<b>getItemSupertip</b> callback)</p>	<p>Specifies the name of a callback function to be called to determine the supertip of a specific dynamically-created selection item, identified by index.</p> <p>If this attribute is omitted, dynamically-created selection items SHOULD NOT display supertips.</p> <p>For example, consider the following XML fragment:</p> <pre data-bbox="589 1419 1304 1472">&lt;gallery id="gallery" getItemCount="GetGalleryItemCount" getItemSupertip="GetGalleryItemSupertip" /&gt;</pre> <p>In this example, the <b>GetGalleryItemSupertip</b> callback function is called when the application needs to determine the supertip of a selection item.</p> <p>The possible values for this attribute are defined by the <b>ST_Delegate</b> simple type, as specified in section <a href="#">2.3.2</a>.</p>
<p><b>getKeytip</b> (<b>getKeytip</b> callback)</p>	<p>Specifies the name of a callback function to be called to determine the suggested KeyTip of this control.</p> <p>The <b>getKeytip</b> and <b>keytip</b> attributes are mutually exclusive. If neither</p>

Attributes	Description
	<p>attribute is specified, the application SHOULD generate a KeyTip for the control automatically.</p> <p>For example, consider the following XML fragment:</p> <pre data-bbox="591 310 1227 338">&lt;button id="button" getKeytip="GetButtonKeytip" /&gt;</pre> <p>In this example, the <b>GetButtonKeytip</b> callback function is called when the application needs to determine the KeyTip of the <b>button</b>.</p> <p>The possible values for this attribute are defined by the <b>ST_Delegate</b> simple type, as specified in section <a href="#">2.3.2</a>.</p>
<p><b>getLabel (getLabel callback)</b></p>	<p>Specifies the name of a callback function to be called to determine the label of this control.</p> <p>The <b>getLabel</b> and <b>label</b> attributes are mutually exclusive. If neither attribute is specified, no label SHOULD be displayed.</p> <p>For example, consider the following XML fragment:</p> <pre data-bbox="591 674 1203 701">&lt;button id="button" getLabel="GetButtonLabel" /&gt;</pre> <p>In this example, the <b>GetButtonLabel</b> callback function is called when the application needs to determine the label of the button.</p> <p>The possible values for this attribute are defined by the <b>ST_Delegate</b> simple type, as specified in section <a href="#">2.3.2</a>.</p>
<p><b>getScreentip (getScreentip callback)</b></p>	<p>Specifies the name of a callback function to be called to determine the screentip of this control.</p> <p>The <b>getScreentip</b> and <b>screentip</b> attributes are mutually exclusive. If neither attribute is specified, the application SHOULD display the label of the control as the screentip or display no screentip at all.</p> <p>For example, consider the following XML fragment:</p> <pre data-bbox="591 1058 1305 1085">&lt;button id="button" getScreentip="GetButtonScreentip" /&gt;</pre> <p>In this example, the <b>GetButtonScreentip</b> callback function is called when the application needs to determine the screentip of the button.</p> <p>The possible values for this attribute are defined by the <b>ST_Delegate</b> simple type, as specified in section <a href="#">2.3.2</a>.</p>
<p><b>getSelectedItemID (getSelectedItemID callback)</b></p>	<p>Specifies the name of a callback function to be called to determine the identifier of the item to be selected in this control.</p> <p>The <b>getSelectedItemID</b> and <b>getSelectedItemIndex</b> attributes are mutually exclusive. If neither attribute is specified, the control SHOULD NOT display a selected item.</p> <p>For example, consider the following XML fragment:</p> <pre data-bbox="591 1446 1305 1524">&lt;gallery id="gallery" getItemCount="GetGalleryItemCount"   getItemID="GetItemID"   getSelectedItemID="GetGallerySelectedItemID" /&gt;</pre> <p>In this example, the <b>GetGallerySelectedItemID</b> callback function is called when the application needs to determine the selected item in the gallery. In this example the callback function returns one of the identifiers returned by the <b>GetItemID</b> callback function.</p> <p>The possible values for this attribute are defined by the <b>ST_Delegate</b> simple type, as specified in section <a href="#">2.3.2</a>.</p>






Attributes	Description
<b>getSelectedItemIndex</b> <b>(getSelectedItemIndex</b> callback)	<p>Specifies the name of a callback function to be called to determine the index of the item to be selected in this control.</p> <p>The <b>getSelectedItemID</b> and <b>getSelectedItemIndex</b> attributes are mutually exclusive. If neither attribute is specified, the control SHOULD NOT display a selected item.</p> <p>For example, consider the following XML fragment:</p> <pre data-bbox="589 407 1304 457">&lt;gallery id="gallery" getItemCount="GetGalleryItemCount" getSelectedItemIndex="GetGallerySelectedItemIndex" /&gt;</pre> <p>In this example, the <b>GetGallerySelectedItemIndex</b> callback function is called when the application needs to determine the selected item in the gallery.</p> <p>The possible values for this attribute are defined by the <b>ST_Delegate</b> simple type, as specified in section <a href="#">2.3.2</a>.</p>
<b>getShowImage</b> <b>(getShowImage</b> callback)	<p>Specifies the name of a callback function to be called to determine whether the application displays the icon of this control.</p> <p>This attribute SHOULD have no effect if the <b>size</b> or <b>getSize</b> attributes specify that the control is "large".</p> <p>The <b>showImage</b> and <b>getShowImage</b> attributes are mutually exclusive. If neither attribute is specified, the control SHOULD display its icon.</p> <p>For example, consider the following XML fragment:</p> <pre data-bbox="589 877 1328 903">&lt;button id="button" getShowImage="IsButtonImageVisible" /&gt;</pre> <p>In this example, the <b>IsButtonImageVisible</b> callback function is called when the application needs to determine whether to display the icon of the button.</p> <p>The possible values for this attribute are defined by the <b>ST_Delegate</b> simple type, as specified in section <a href="#">2.3.2</a>.</p>
<b>getShowLabel</b> <b>(getShowLabel</b> callback)	<p>Specifies the name of a callback function to be called to determine whether the application displays the label of this control.</p> <p>This attribute SHOULD have no effect if the <b>size</b> or <b>getSize</b> attributes specify that the control is "large".</p> <p>The <b>showLabel</b> and <b>getShowLabel</b> attributes are mutually exclusive. If neither attribute is specified, the control SHOULD default to showing its label.</p> <p>For example, consider the following XML fragment:</p> <pre data-bbox="589 1297 1328 1323">&lt;button id="button" getShowLabel="IsButtonLabelVisible" /&gt;</pre> <p>In this example, the <b>IsButtonLabelVisible</b> callback function is called when the application needs to determine whether to display the label of the button.</p> <p>The possible values for this attribute are defined by the <b>ST_Delegate</b> simple type, as specified in section <a href="#">2.3.2</a>.</p>
<b>getSupertip</b> <b>(getSupertip</b> callback)	<p>Specifies the name of a callback function to be called to determine the supertip of this control.</p> <p>The <b>getSupertip</b> and <b>supertip</b> attributes are mutually exclusive. If neither attribute is specified, no supertip for this control SHOULD be shown.</p> <p>For example, consider the following XML fragment:</p> <pre data-bbox="589 1659 1279 1684">&lt;button id="button" getSupertip="GetButtonSupertip" /&gt;</pre>

Attributes	Description
	<p>In this example, the <b>GetButtonSupertip</b> callback function is called when the application needs to determine the supertip of the <b>button</b>.</p> <p>The possible values for this attribute are defined by the <b>ST_Delegate</b> simple type, as specified in section <a href="#">2.3.2</a>.</p>
<p><b>getVisible</b> (<b>getVisible</b> callback)</p>	<p>Specifies the name of a callback function to be called to determine the visibility state of this control.</p> <p>The <b>getVisible</b> and <b>visible</b> attributes are mutually exclusive. If neither attribute is specified, the control SHOULD default to being visible.</p> <p>For example, consider the following XML fragment:</p> <pre data-bbox="589 512 1240 537">&lt;button id="button" getVisible="IsButtonVisible" /&gt;</pre> <p>In this example, the <b>IsButtonVisible</b> callback function is called when the application needs to determine the visibility of the button.</p> <p>The possible values for this attribute are defined by the <b>ST_Delegate</b> simple type, as specified in section <a href="#">2.3.2</a>.</p>
<p><b>id</b> (control identifier)</p>	<p>Specifies the identifier for a custom control. All custom controls MUST have unique identifiers. The identifier of a control SHOULD be passed to callback functions to identify which control corresponds to the function call.</p> <p>The <b>id</b>, <b>idQ</b>, and <b>idMso</b> attributes are mutually exclusive. At least one of these attributes MUST be specified.</p> <p>For example, consider the following XML fragment:</p> <pre data-bbox="589 898 1086 924">&lt;button id="MyButton" label="Button" /&gt;</pre> <p>This specifies a custom button control with an <b>id</b> of "MyButton".</p> <p>The possible values for this attribute are defined by the <b>ST_UniqueID</b> simple type, as specified in section <a href="#">2.3.13</a>.</p>
<p><b>idMso</b> (built-in control identifier)</p>	<p>Specifies the identifier of a built-in control.</p> <p>The contents of this attribute are application-defined.</p> <p>The <b>id</b>, <b>idQ</b>, and <b>idMso</b> attributes are mutually exclusive. At least one of these attributes MUST be specified.</p> <p>For example, consider the following XML fragment:</p> <pre data-bbox="589 1243 896 1268">&lt;control idMso="Bold" /&gt;</pre> <p>This creates a clone of the control with an identifier of "Bold".</p> <p>The possible values for this attribute are defined by the <b>ST_ID</b> simple type, as specified in section <a href="#">2.3.5</a>.</p>
<p><b>idQ</b> (qualified control identifier)</p>	<p>Specifies a qualified identifier for a control.</p> <p>The <b>idQ</b> attribute can be used to reference controls or containers created by other Custom UI documents.</p> <p>The <b>id</b>, <b>idQ</b>, and <b>idMso</b> attributes are mutually exclusive. At least one of these attributes MUST be specified.</p> <p>For example, consider the following XML fragment:</p> <pre data-bbox="589 1612 1382 1711">&lt;customUI   xmlns="http://schemas.microsoft.com/office/2006/01/customui"   xmlns:ex="http://www.example.com"&gt;   &lt;ribbon&gt;</pre>


Attributes	Description
	<pre data-bbox="589 201 1190 436"> &lt;tabs&gt;   &lt;tab idQ="ex:OtherTab" label="Shared Tab"&gt;     &lt;group id="MyGroup" label="My Group"&gt;       ...     &lt;/group&gt;   &lt;/tab&gt; &lt;/tabs&gt; &lt;/ribbon&gt; &lt;/customUI&gt; </pre> <p data-bbox="560 468 1390 569">In this case, <b>ex</b> is an XML namespace prefix for the namespace <a href="http://www.example.com">http://www.example.com</a>. This XML fragment refers to a <b>tab</b> in that namespace with an identifier of "OtherTab". If that <b>tab</b> cannot be found, it is created. A new <b>group</b> belonging to this file is added to the <b>tab</b>.</p> <p data-bbox="560 579 1390 632">The possible values for this attribute are defined by the <b>ST_QID</b> simple type, as specified in section <a href="#">2.3.9</a>.</p>
<b>image</b> (custom image identifier)	<p data-bbox="560 653 1357 730">Specifies the relationship identifier for an image to be used as the icon for this control. This attribute is used to specify an embedded picture that resides locally within the containing file.</p> <p data-bbox="560 741 1390 793">The <b>getImage</b>, <b>image</b>, and <b>imageMso</b> attributes are mutually exclusive. If none of these attributes are specified, no icon SHOULD be displayed.</p> <p data-bbox="560 804 1105 825">For example, consider the following XML fragment:</p> <pre data-bbox="589 852 1097 873"> &lt;button id="button" image="ForestPic" /&gt; </pre> <p data-bbox="560 905 1320 957">This specifies a custom <b>button</b> whose icon is the embedded image file referenced by the relationship identifier of "ForestPic".</p> <p data-bbox="560 968 1390 1020">The possible values for this attribute are defined by the <b>ST_Uri</b> simple type, as specified in section <a href="#">2.3.14</a>.</p>
<b>imageMso</b> (built-in image identifier)	<p data-bbox="560 1039 1320 1092">Specifies the identifier of a built-in image to be used as the icon of this control.</p> <p data-bbox="560 1102 1390 1155">The contents of this attribute are application-defined and SHOULD be ignored if not understood.</p> <p data-bbox="560 1165 1390 1218">The <b>getImage</b>, <b>image</b>, and <b>imageMso</b> attributes are mutually exclusive. If none of these attributes are specified, no icon SHOULD be displayed.</p> <p data-bbox="560 1228 1105 1249">For example, consider the following XML fragment:</p> <pre data-bbox="589 1276 1073 1297"> &lt;button id="button" imageMso="Bold" /&gt; </pre> <p data-bbox="560 1329 1390 1381">This specifies a custom button that uses the built-in image with an identifier of "Bold".</p> <p data-bbox="560 1392 1390 1444">The possible values for this attribute are defined by the <b>ST_ID</b> simple type, as specified in section <a href="#">2.3.5</a>.</p>
<b>insertAfterMso</b> (identifier of built-in control to insert after)	<p data-bbox="560 1457 1373 1518">Specifies the identifier of a built-in control that this control is to be inserted after. If the value of this attribute is not understood, it SHOULD be ignored.</p> <p data-bbox="560 1528 1390 1629">The <b>insertAfterMso</b>, <b>insertAfterQ</b>, <b>insertBeforeMso</b>, and <b>insertBeforeQ</b> attributes are mutually exclusive. If none of these attributes are specified, the controls SHOULD be appended to the existing set of controls, in the order they are defined in the XML.</p> <p data-bbox="560 1640 1105 1661">For example, consider the following XML fragment:</p> <pre data-bbox="589 1688 1357 1709"> &lt;tab id="MyTab" insertAfterMso="TabHome" label="Custom Tab"&gt; </pre>

Attributes	Description
	<p>...</p> <pre>&lt;/tab&gt;</pre> <p>In this example, a new custom tab with an identifier of "MyTab" is to be inserted after the built-in tab with an identifier of "TabHome".</p> <p>The possible values for this attribute are defined by the <b>ST_ID</b> simple type, as specified in section <a href="#">2.3.5</a>.</p>
<p><b>insertAfterQ</b> (qualified identifier of control to insert after)</p>	<p>Specifies the qualified identifier of a control that this control is to be inserted after. If the value of this attribute is not understood, it SHOULD be ignored.</p> <p>The <b>insertAfterMso</b>, <b>insertAfterQ</b>, <b>insertBeforeMso</b>, and <b>insertBeforeQ</b> attributes are mutually exclusive. If none of these attributes are specified, the controls SHOULD be appended to the existing set of controls, in the order they are defined in the XML.</p> <p>For example, consider the following XML fragment:</p> <pre>&lt;tab id="MyTab" insertAfterQ="x:OtherTab" label="Custom Tab"&gt; ... &lt;/tab&gt;</pre> <p>In this example, a new custom <b>tab</b> with an identifier of "MyTab" is to be inserted after the custom <b>tab</b> with a qualified identifier of "x:OtherTab".</p> <p>The possible values for this attribute are defined by the <b>ST_QID</b> simple type, as specified in section <a href="#">2.3.9</a>.</p>
<p><b>insertBeforeMso</b> (identifier of built-in control to insert before)</p>	<p>Specifies the identifier of a built-in control that this control is to be inserted before. If the value of this attribute is not understood, it SHOULD be ignored.</p> <p>The <b>insertAfterMso</b>, <b>insertAfterQ</b>, <b>insertBeforeMso</b>, and <b>insertBeforeQ</b> attributes are mutually exclusive. If none of these attributes are specified, the controls SHOULD be appended to the existing set of controls, in the order they are defined in the XML.</p> <p>For example, consider the following XML fragment:</p> <pre>&lt;tab id="MyTab" insertBeforeMso="TabHome" label="Custom Tab"&gt; ... &lt;/tab&gt;</pre> <p>In this example, a new custom <b>tab</b> with an identifier of "MyTab" is to be inserted before the built-in <b>tab</b> with an identifier of "TabHome".</p> <p>The possible values for this attribute are defined by the <b>ST_ID</b> simple type, as specified in section <a href="#">2.3.5</a>.</p>
<p><b>insertBeforeQ</b> (qualified identifier of control to insert before)</p>	<p>Specifies the qualified identifier of a control that this control is to be inserted before. If the value of this attribute is not understood, it SHOULD be ignored.</p> <p>The <b>insertAfterMso</b>, <b>insertAfterQ</b>, <b>insertBeforeMso</b>, and <b>insertBeforeQ</b> attributes are mutually exclusive. If none of these attributes are specified, the controls SHOULD be appended to the existing set of controls, in the order they are defined in the XML.</p> <p>For example, consider the following XML fragment:</p> <pre>&lt;tab id="MyTab" insertBeforeQ="x:OtherTab" label="Custom Tab"&gt; ... &lt;/tab&gt;</pre> <p>In this example, a new custom <b>tab</b> with an identifier of "MyTab" is to be inserted before the custom <b>tab</b> with a qualified identifier of "x:OtherTab".</p>

Attributes	Description
	The possible values for this attribute are defined by the <b>ST_QID</b> simple type, as specified in section <a href="#">2.3.9</a> .
<b>keytip</b> (keytip)	<p>Specifies a <b>string</b> to be used as the suggested KeyTip for this control. The <b>keytip</b> and <b>getKeytip</b> attributes are mutually exclusive. If neither attribute is specified, the application SHOULD generate a KeyTip for the control automatically.</p> <p>For example, consider a button with KeyTip 'K', as follows:</p>  <p>This is specified using the following XML fragment:</p> <pre data-bbox="589 583 1279 604">&lt;button id="button" imageMso="HappyFace" keytip="K" /&gt;</pre> <p>The possible values for this attribute are defined by the <b>ST_Keytip</b> simple type, as specified in section <a href="#">2.3.7</a>.</p>
<b>label</b> (label)	<p>Specifies a string to be used as the label for this control. The <b>label</b> and <b>getLabel</b> attributes are mutually exclusive. If neither attribute is specified, no label SHOULD be displayed.</p> <p>For example, consider the following XML fragment:</p> <pre data-bbox="589 856 1149 877">&lt;button id="button" label="Custom Button" /&gt;</pre> <p>This specifies a custom <b>button</b> with a <b>label</b> of "Custom Button".</p> <p>The possible values for this attribute are defined by the <b>ST_String</b> simple type, as specified in section <a href="#">2.3.11</a>.</p>
<b>onAction</b> (onAction callback)	<p>Specifies the name of a callback function to be called when this control is invoked by the user.</p> <p>For example, consider the following XML fragment:</p> <pre data-bbox="589 1140 1385 1161">&lt;button id="button" label="Button" onAction="ButtonClicked" /&gt;</pre> <p>This specifies a button that calls the <b>ButtonClicked</b> callback function when it is invoked.</p> <p>The possible values for this attribute are defined by the <b>ST_Delegate</b> simple type, as specified in section <a href="#">2.3.2</a>.</p>
screentip (sScreentip)	<p>Specifies a <b>string</b> to be shown as the screentip for this control. The <b>screentip</b> and <b>getScreentip</b> attributes are mutually exclusive. If neither attribute is specified, the application SHOULD display the label of the control as the screentip or display no screentip at all.</p> <p>For example, consider a button with a screentip, as follows:</p>

Attributes	Description
	 <p>This is specified using the following XML fragment:</p> <pre data-bbox="589 596 1289 646">&lt;button id="button" imageMso="HappyFace" label="Button" size="large" screentip="This is the screentip" /&gt;</pre> <p>The possible values for this attribute are defined by the <b>ST_String</b> simple type, as specified in section <a href="#">2.3.11</a>.</p>
<p><b>showImage</b> (show image)</p>	<p>Specifies whether this control displays an icon. This attribute SHOULD have no effect if the <b>size</b> or <b>getSize</b> attributes specify that the control is "large".</p> <p>The <b>showImage</b> and <b>getShowImage</b> attributes are mutually exclusive. If neither attribute is specified, the control SHOULD display its icon.</p> <p>For example, consider a button that does not display an icon, as follows:</p>  <p>This is specified using the following XML fragment:</p> <pre data-bbox="589 1169 1058 1220">&lt;button id="button" showImage="false" label="Button with no icon" /&gt;</pre> <p>The possible values for this attribute are defined by the XML schema <b>boolean</b> datatype.</p>
<p><b>showItemImage</b> (show item image)</p>	<p>Specifies whether this control displays icons on its selection items. If this attribute is omitted, the items' icons SHOULD be shown by default.</p> <p>For example, consider the following XML fragment:</p> <pre data-bbox="589 1446 1365 1602">&lt;gallery id="gallery" label="Gallery" showItemImage="false" &gt;   &lt;item id="item1" label="Item 1" /&gt;   &lt;item id="item2" label="Item 1" /&gt;   &lt;item id="item3" label="Item 2" /&gt;   &lt;item id="item4" label="Item 3" /&gt; &lt;/gallery&gt;</pre> <p>This specifies a gallery control that does not show any icons on its selection items.</p> <p>The possible values for this attribute are defined by the XML schema</p>

Attributes	Description
	<b>boolean</b> datatype.
<b>showItemLabel</b> (show item label)	<p>Specifies whether this control displays labels on its selection items. If this attribute is omitted, the item's labels SHOULD be shown by default. For example, consider the following XML fragment:</p> <pre data-bbox="589 373 1369 527">&lt;gallery id="gallery" label="Gallery" showItemLabel="false" &gt;   &lt;item id="item1" image="Forest" /&gt;   &lt;item id="item2" image="Desert" /&gt;   &lt;item id="item3" image="Mountain" /&gt;   &lt;item id="item4" image="Ocean" /&gt; &lt;/gallery&gt;</pre> <p>This specifies a gallery control that does not show any labels on its selection items.</p> <p>The possible values for this attribute are defined by the XML schema <b>boolean</b> datatype.</p>
<b>showLabel</b> (show label)	<p>Specifies whether this control displays its label. This attribute SHOULD have no effect if the <b>size</b> or <b>getSize</b> attributes specify that the control is "large".</p> <p>The <b>showLabel</b> and <b>getShowLabel</b> attributes are mutually exclusive. If neither attribute is specified, the control SHOULD default to showing its label. For example, consider the following XML fragment:</p> <pre data-bbox="589 898 1239 947">&lt;button id="button" label="Label" showLabel="false"   imageMso="HappyFace" /&gt;</pre> <p>This specifies a <b>button</b> that has a <b>label</b>, but does not show it. Even though the <b>label</b> is hidden, it is provided to accessibility tools.</p> <p>The possible values for this attribute are defined by the XML schema <b>boolean</b> datatype.</p>
<b>sizeString</b> (size string)	<p>Specifies a <b>string</b> whose size is used to determine the width of the text input area of this control.</p> <p>If this attribute is omitted, the application SHOULD determine the width of the text input area of the control automatically. For example, consider the following XML fragment:</p> <pre data-bbox="589 1287 1239 1308">&lt;editBox id="editBox" sizeString="XXXXXXXXXXXXXXXX" /&gt;</pre> <p>This specifies an edit box control that is wide enough to display the <b>string</b> "XXXXXXXXXXXXXXXX".</p> <p>The possible values for this attribute are defined by the <b>ST_String</b> simple type, as specified in section <a href="#">2.3.11</a>.</p>
<b>supertip</b> (supertip)	<p>Specifies a <b>string</b> to be shown as the supertip of the control. The <b>supertip</b> and <b>getSupertip</b> attributes are mutually exclusive. If neither attribute is specified, no supertip for this control SHOULD be shown. For example, consider a control with a supertip, as follows:</p>

Attributes	Description
	 <p>This is specified using the following XML fragment:</p> <pre data-bbox="589 640 1291 716">&lt;button id="button" imageMso="HappyFace" label="Button" size="large" screentip="Screentip" supertip="This is the supertip string" /&gt;</pre> <p>The possible values for this attribute are defined by the <b>ST_String</b> simple type, as specified in section <a href="#">2.3.11</a>.</p>
<b>tag</b> (tag)	<p>Specifies an arbitrary <b>string</b> that can be used to hold data or identify the control. The contents of this attribute SHOULD be passed to any callback functions specified on this control.</p> <p>If this attribute is omitted, the control's <b>tag</b> value SHOULD default to an empty <b>string</b>.</p> <p>For example, consider the following XML fragment:</p> <pre data-bbox="589 1018 1187 1073">&lt;button id="button" label="Button" tag="123456" onAction="ButtonClicked" /&gt;</pre> <p>This specifies a <b>button</b> with a <b>tag</b> value of "123456", which is passed to the <b>ButtonClicked</b> callback function.</p> <p>The possible values for this attribute are defined by the <b>ST_String</b> simple type, as specified in section <a href="#">2.3.11</a>.</p>
<b>visible</b> (control visibility)	<p>Specifies the visibility state of the control.</p> <p>The <b>getVisible</b> and <b>visible</b> attributes are mutually exclusive. If these attributes are omitted, the control SHOULD default to being visible.</p> <p>For example, consider the following XML fragment:</p> <pre data-bbox="589 1381 1089 1402">&lt;tab idMso="TabHome" visible="false" /&gt;</pre> <p>In this example, the built-in <b>tab</b> with an identifier of "TabHome" is hidden.</p> <p>The possible values for this attribute are defined by the XML schema <b>boolean</b> datatype.</p>

The following XML schema fragment defines the contents of this element:

```
<complexType name="CT_DropDownRegular">
  <complexContent>
    <extension base="CT_Control">
      <sequence>
```



```

<element name="item" type="CT_Item" minOccurs="0" maxOccurs="1000"/>
<element name="button" type="CT_ButtonRegular" minOccurs="0" maxOccurs="16"/>
</sequence>
<attributeGroup ref="AG_Action"/>
<attributeGroup ref="AG_Enabled"/>
<attributeGroup ref="AG_Image"/>
<attributeGroup ref="AG_DropDownAttributes"/>
<attribute name="getSelectedItemID" type="ST_Delegate" use="optional"/>
<attribute name="getSelectedItemIndex" type="ST_Delegate" use="optional"/>
<attribute name="showItemLabel" type="xsd:boolean" use="optional"/>
</extension>
</complexContent>
</complexType>

```


## 2.2.18 dynamicMenu (Unsize Dynamic Menu)


This element specifies a dynamic menu control that, because of its location, cannot have its anchor size changed. The **size** attribute is not present. It otherwise behaves identically to the regular **dynamicMenu** element, as specified in section [2.2.19](#).

The following table summarizes the elements that are parents of this element.

Parent Elements
<b>buttonGroup</b> (section <a href="#">2.2.5</a> ); <b>menu</b> (section <a href="#">2.2.28</a> ); <b>menu</b> (section <a href="#">2.2.26</a> ); <b>menu</b> (section <a href="#">2.2.29</a> ); <b>menu</b> (section <a href="#">2.2.27</a> ); <b>officeMenu</b> (section <a href="#">2.2.31</a> )

The following table summarizes the attributes of this element.

Attributes	Description
<b>description</b> (description)	<p>Specifies a detailed description of the control, which SHOULD be displayed in detailed views.</p> <p>The <b>description</b> and <b>getDescription</b> attributes are mutually exclusive. If neither attribute is specified, the control SHOULD NOT display any detailed text.</p> <p>For example, consider a button with a detailed description, as follows:</p>  <p>This is specified using the following XML fragment:</p> <pre>&lt;button id="button" label="Button" imageMso="HappyFace" description="This is a verbose description that describes the function of this control in detail." /&gt;</pre> <p>The possible values for this attribute are defined by the ST_LongString simple type, as specified in section <a href="#">2.3.8</a>.</p>
<b>enabled</b> (enabled state)	<p>Specifies the enabled state of the control.</p> <p>The <b>getEnabled</b> and <b>enabled</b> attributes are mutually exclusive. If neither attribute is specified, the control SHOULD default to being enabled.</p> <p>This attribute cannot be used to enable a built-in control that would otherwise be disabled by the application.</p>

Attributes	Description
	<p>For example, consider the following XML fragment:</p> <pre data-bbox="607 254 1360 300">&lt;button id="button" label="Disabled Button" enabled="false" /&gt;</pre> <p>This specifies a new button that is disabled. A permanently disabled button is not very useful, thus the <b>enabled</b> attribute is not commonly used. The possible values for this attribute are defined by the XML schema <b>boolean</b> datatype.</p>
<p><b>getContent</b> (<b>getContent</b> callback)</p>	<p>Specifies the name of a callback function to be called when the application needs to determine the contents of the control. For example, consider a dynamic menu control, as follows:</p>  <p>This is specified using the following XML fragment:</p> <pre data-bbox="607 825 1192 871">&lt;dynamicMenu id="dynamic" label="Dynamic Menu" getContent="GetMenuContent" /&gt;</pre> <p>The <b>GetMenuContent</b> callback function is called when the menu is dropped, and in this case would return a string with the following XML:</p> <pre data-bbox="607 982 1386 1161">&lt;menu   xmlns="http://schemas.microsoft.com/office/2006/01/customui"&gt;   &lt;button id="button1" label="Button 1" /&gt;   &lt;button id="button2" label="Button 2" /&gt;   &lt;button id="button3" label="Button 3" /&gt; &lt;/menu&gt;</pre> <p>The possible values for this attribute are defined by the <b>ST_Delegate</b> simple type, as specified in section <a href="#">2.3.2</a>.</p>
<p><b>getDescription</b> (<b>getDescription</b> callback)</p>	<p>Specifies the name of a callback function to be called to determine the detailed description of this control. The <b>getDescription</b> and <b>description</b> attributes are mutually exclusive. If neither attribute is specified, the control SHOULD NOT display any detailed text. For example, consider the following XML fragment:</p> <pre data-bbox="607 1465 1373 1491">&lt;button id="button" getDescription="GetButtonDescription" /&gt;</pre> <p>In this example, the <b>GetButtonDescription</b> callback function is called when the application needs to determine the detailed description of the button. The possible values for this attribute are defined by the <b>ST_Delegate</b> simple type, as specified in section <a href="#">2.3.2</a>.</p>
<p><b>getEnabled</b> (<b>getEnabled</b> callback)</p>	<p>Specifies the name of a callback function to be called to determine the</p>


Attributes	Description
callback)	<p>enabled state of this control.</p> <p>The <b>getEnabled</b> and <b>enabled</b> attributes are mutually exclusive. If neither attribute is specified, the control SHOULD default to being enabled.</p> <p>For example, consider the following XML fragment:</p> <pre data-bbox="609 346 1258 367" style="background-color: #f0f0f0; padding: 5px;">&lt;button id="button" getEnabled="IsButtonEnabled" /&gt;</pre> <p>In this example, the <b>IsButtonEnabled</b> callback function is called when the application needs to determine the enabled state of the button.</p> <p>The possible values for this attribute are defined by the <b>ST_Delegate</b> simple type, as specified in section <a href="#">2.3.2</a>.</p>
<b>getImage</b> ( <b>getImage</b> callback)	<p>Specifies the name of a callback function to be called to determine the icon of this control.</p> <p>The <b>getImage</b>, <b>image</b>, and <b>imageMso</b> attributes are mutually exclusive. If none of these attributes are specified, no icon SHOULD be displayed.</p> <p>For example, consider the following XML fragment:</p> <pre data-bbox="609 703 1226 724" style="background-color: #f0f0f0; padding: 5px;">&lt;button id="button" getImage="GetButtonImage" /&gt;</pre> <p>In this example, the <b>GetButtonImage</b> callback function is called when the application needs to determine the icon of the button.</p> <p>The possible values for this attribute are defined by the <b>ST_Delegate</b> simple type, as specified in section <a href="#">2.3.2</a>.</p>
<b>getKeytip</b> ( <b>getKeytip</b> callback)	<p>Specifies the name of a callback function to be called to determine the suggested KeyTip of this control.</p> <p>The <b>getKeytip</b> and <b>keytip</b> attributes are mutually exclusive. If neither attribute is specified, the application SHOULD generate a KeyTip for the control automatically.</p> <p>For example, consider the following XML fragment:</p> <pre data-bbox="609 1092 1242 1113" style="background-color: #f0f0f0; padding: 5px;">&lt;button id="button" getKeytip="GetButtonKeytip" /&gt;</pre> <p>In this example, the <b>GetButtonKeytip</b> callback function is called when the application needs to determine the KeyTip of the button.</p> <p>The possible values for this attribute are defined by the <b>ST_Delegate</b> simple type, as specified in section <a href="#">2.3.2</a>.</p>
<b>getLabel</b> ( <b>getLabel</b> callback)	<p>Specifies the name of a callback function to be called to determine the label of this control.</p> <p>The <b>getLabel</b> and <b>label</b> attributes are mutually exclusive. If neither attribute is specified, no label SHOULD be displayed.</p> <p>For example, consider the following XML fragment:</p> <pre data-bbox="609 1449 1226 1470" style="background-color: #f0f0f0; padding: 5px;">&lt;button id="button" getLabel="GetButtonLabel" /&gt;</pre> <p>In this example, the <b>GetButtonLabel</b> callback function is called when the application needs to determine the label of the button.</p> <p>The possible values for this attribute are defined by the <b>ST_Delegate</b> simple type, as specified in section <a href="#">2.3.2</a>.</p>
<b>getScreentip</b> ( <b>getScreentip</b> callback)	<p>Specifies the name of a callback function to be called to determine the screentip of this control.</p> <p>The <b>getScreentip</b> and <b>screentip</b> attributes are mutually exclusive. If</p>

Attributes	Description
	<p>neither attribute is specified, the application SHOULD display the label of the control as the screentip or display no screentip at all. For example, consider the following XML fragment:</p> <pre data-bbox="607 310 1321 336">&lt;button id="button" getScreentip="GetButtonScreentip" /&gt;</pre> <p>In this example, the <b>GetButtonScreentip</b> callback function is called when the application needs to determine the screentip of the button. The possible values for this attribute are defined by the <b>ST_Delegate</b> simple type, as specified in section <a href="#">2.3.2</a>.</p>
<p><b>getShowImage</b> (<b>getShowImage</b> callback)</p>	<p>Specifies the name of a callback function to be called to determine whether the application SHOULD display the icon of this control. This attribute SHOULD have no effect if the <b>size</b> or <b>getSize</b> attributes specify that the control is "large". The <b>showImage</b> and <b>getShowImage</b> attributes are mutually exclusive. If neither attribute is specified, the control SHOULD display its icon. For example, consider the following XML fragment:</p> <pre data-bbox="607 730 1349 756">&lt;button id="button" getShowImage="IsButtonImageVisible" /&gt;</pre> <p>In this example, the <b>IsButtonImageVisible</b> callback function is called when the application needs to determine whether to display the icon of the button. The possible values for this attribute are defined by the <b>ST_Delegate</b> simple type, as specified in section <a href="#">2.3.2</a>.</p>
<p><b>getShowLabel</b> (<b>getShowLabel</b> callback)</p>	<p>Specifies the name of a callback function to be called to determine whether the application SHOULD display the label of this control. This attribute SHOULD have no effect if the <b>size</b> or <b>getSize</b> attributes specify that the control is "large". The <b>showLabel</b> and <b>getShowLabel</b> attributes are mutually exclusive. If neither attribute is specified, the control SHOULD default to showing its label. For example, consider the following XML fragment:</p> <pre data-bbox="607 1203 1349 1228">&lt;button id="button" getShowLabel="IsButtonLabelVisible" /&gt;</pre> <p>In this example, the <b>IsButtonLabelVisible</b> callback function is called when the application needs to determine whether to display the label of the button. The possible values for this attribute are defined by the <b>ST_Delegate</b> simple type, as specified in section <a href="#">2.3.2</a>.</p>
<p><b>getSupertip</b> (<b>getSupertip</b> callback)</p>	<p>Specifies the name of a callback function to be called to determine the supertip of this control. The <b>getSupertip</b> and <b>supertip</b> attributes are mutually exclusive. If neither attribute is specified, no supertip for this control SHOULD be shown. For example, consider the following XML fragment:</p> <pre data-bbox="607 1591 1300 1617">&lt;button id="button" getSupertip="GetButtonSupertip" /&gt;</pre> <p>In this example, the <b>GetButtonSupertip</b> callback function is called when the application needs to determine the supertip of the button. The possible values for this attribute are defined by the <b>ST_Delegate</b></p>



Attributes	Description
	simple type, as specified in section <a href="#">2.3.2</a> .
<b>getVisible</b> ( <b>getVisible</b> callback)	<p>Specifies the name of a callback function to be called to determine the visibility state of this control.</p> <p>The <b>getVisible</b> and <b>visible</b> attributes are mutually exclusive. If neither attribute is specified, the control SHOULD default to being visible.</p> <p>For example, consider the following XML fragment:</p> <pre data-bbox="607 422 1256 447">&lt;button id="button" getVisible="IsButtonVisible" /&gt;</pre> <p>In this example, the <b>IsButtonVisible</b> callback function is called when the application needs to determine the visibility of the button.</p> <p>The possible values for this attribute are defined by the <b>ST_Delegate</b> simple type, as specified in section <a href="#">2.3.2</a>.</p>
<b>id</b> (control identifier)	<p>Specifies the identifier for a custom control. All custom controls MUST have unique identifiers. The identifier of a control SHOULD be passed to callback functions to identify which control corresponds to the function call.</p> <p>The <b>id</b>, <b>idQ</b>, and <b>idMso</b> attributes are mutually exclusive. At least one of these attributes MUST be specified.</p> <p>For example, consider the following XML fragment:</p> <pre data-bbox="607 806 1105 831">&lt;button id="MyButton" label="Button" /&gt;</pre> <p>This specifies a custom button control with an identifier of "MyButton".</p> <p>The possible values for this attribute are defined by the <b>ST_UniqueID</b> simple type, as specified in section <a href="#">2.3.13</a>.</p>
<b>idMso</b> (built-in control identifier)	<p>Specifies the identifier of a built-in control.</p> <p>The contents of this attribute are application-defined.</p> <p>The <b>id</b>, <b>idQ</b>, and <b>idMso</b> attributes are mutually exclusive. At least one of these attributes MUST be specified.</p> <p>For example, consider the following XML fragment:</p> <pre data-bbox="607 1150 915 1176">&lt;control idMso="Bold" /&gt;</pre> <p>This creates a clone of the control with an identifier of "Bold".</p> <p>The possible values for this attribute are defined by the <b>ST_ID</b> simple type, as specified in section <a href="#">2.3.5</a>.</p>
<b>idQ</b> (qualified control identifier)	<p>Specifies a qualified identifier for a control.</p> <p>The <b>idQ</b> attribute can be used to reference controls or containers created by other Custom UI documents.</p> <p>The <b>id</b>, <b>idQ</b>, and <b>idMso</b> attributes are mutually exclusive. At least one of these attributes MUST be specified.</p> <p>For example, consider the following XML fragment:</p> <pre data-bbox="607 1520 1370 1724">&lt;customUI   xmlns="http://schemas.microsoft.com/office/2006/01/customui"   xmlns:ex="http://www.example.com"&gt;   &lt;ribbon&gt;     &lt;tabs&gt;       &lt;tab idQ="ex:OtherTab" label="Shared Tab"&gt;         &lt;group id="MyGroup" label="My Group"&gt;</pre>


Attributes	Description
	<pre data-bbox="607 212 813 359"> ... &lt;/group&gt; &lt;/tab&gt; &lt;/tabs&gt; &lt;/ribbon&gt; &lt;/customUI&gt; </pre> <p data-bbox="578 390 1382 491">In this case, <b>ex</b> is an XML namespace prefix for the namespace <a href="http://www.example.com">http://www.example.com</a>. This XML fragment refers to a <b>tab</b> in that namespace with an identifier of "OtherTab". If that tab cannot be found, it is created. A new group belonging to this file is added to the tab.</p> <p data-bbox="578 499 1354 552">The possible values for this attribute are defined by the <b>ST_QID</b> simple type, as specified in section <a href="#">2.3.9</a>.</p>
<p data-bbox="237 575 480 627"><b>image</b> (custom image identifier)</p>	<p data-bbox="578 575 1386 653">Specifies the relationship identifier for an image which SHOULD be used as the icon for this control. This attribute is used to specify an embedded picture that resides locally within the containing file.</p> <p data-bbox="578 661 1382 714">The <b>getImage</b>, <b>image</b>, and <b>imageMso</b> attributes are mutually exclusive. If none of these attributes are specified, no icon SHOULD be displayed.</p> <p data-bbox="578 722 1127 747">For example, consider the following XML fragment:</p> <pre data-bbox="607 772 1117 795"> &lt;button id="button" image="ForestPic" /&gt; </pre> <p data-bbox="578 827 1325 879">This specifies a custom button whose icon SHOULD be the embedded image file referenced by the relationship identifier of "ForestPic".</p> <p data-bbox="578 888 1341 940">The possible values for this attribute are defined by the <b>ST_Uri</b> simple type, as specified in section <a href="#">2.3.14</a>.</p>
<p data-bbox="237 959 529 1012"><b>imageMso</b> (built-in image identifier)</p>	<p data-bbox="578 959 1354 1012">Specifies the identifier of a built-in image that is used as the icon of this control.</p> <p data-bbox="578 1020 1325 1073">The contents of this attribute are application-defined and SHOULD be ignored if not understood.</p> <p data-bbox="578 1081 1382 1134">The <b>getImage</b>, <b>image</b>, and <b>imageMso</b> attributes are mutually exclusive. If none of these attributes are specified, no icon SHOULD be displayed.</p> <p data-bbox="578 1142 1127 1167">For example, consider the following XML fragment:</p> <pre data-bbox="607 1192 1094 1215"> &lt;button id="button" imageMso="Bold" /&gt; </pre> <p data-bbox="578 1247 1292 1299">This specifies a custom button that uses the built-in image with an identifier of "Bold".</p> <p data-bbox="578 1308 1395 1360">The possible values for this attribute are defined by the <b>ST_ID</b> simple type, as specified in section <a href="#">2.3.5</a>.</p>
<p data-bbox="237 1379 529 1457"><b>insertAfterMso</b> (identifier of built-in control to insert after)</p>	<p data-bbox="578 1379 1395 1432">Specifies the identifier of a built-in control that this control is to be inserted after. If the value of this attribute is not understood, it SHOULD be ignored.</p> <p data-bbox="578 1440 1373 1541">The <b>insertAfterMso</b>, <b>insertAfterQ</b>, <b>insertBeforeMso</b>, and <b>insertBeforeQ</b> attributes are mutually exclusive. If none of these attributes are specified, the controls SHOULD be appended to the existing set of controls, in the order they are defined in the XML.</p> <p data-bbox="578 1549 1127 1575">For example, consider the following XML fragment:</p> <pre data-bbox="607 1600 1373 1677"> &lt;tab id="MyTab" insertAfterMso="TabHome" label="Custom Tab"&gt; ... &lt;/tab&gt; </pre> <p data-bbox="578 1709 1354 1734">In this example, a new custom tab with an identifier of "MyTab" is to be</p>

Attributes	Description
	<p>inserted after the built-in tab with an identifier of "TabHome".</p> <p>The possible values for this attribute are defined by the <b>ST_ID</b> simple type, as specified in section <a href="#">2.3.5</a>.</p>
<p><b>insertAfterQ</b> (qualified identifier of control to insert after)</p>	<p>Specifies the qualified identifier of a control that this control SHOULD be inserted after. If the value of this attribute is not understood, it SHOULD be ignored.</p> <p>The <b>insertAfterMso</b>, <b>insertAfterQ</b>, <b>insertBeforeMso</b>, and <b>insertBeforeQ</b> attributes are mutually exclusive. If none of these attributes are specified, the controls SHOULD be appended to the existing set of controls, in the order they are defined in the XML.</p> <p>For example, consider the following XML fragment:</p> <pre data-bbox="607 562 1386 638">&lt;tab id="MyTab" insertAfterQ="x:OtherTab" label="Custom Tab"&gt; ... &lt;/tab&gt;</pre> <p>In this example, a new custom tab with an identifier of "MyTab" is to be inserted after the custom tab with a qualified identifier of "x:OtherTab".</p> <p>The possible values for this attribute are defined by the <b>ST_QID</b> simple type, as specified in section <a href="#">2.3.9</a>.</p>
<p><b>insertBeforeMso</b> (identifier of built-in control to insert before)</p>	<p>Specifies the identifier of a built-in control that this control SHOULD be inserted before. If the value of this attribute is not understood, it SHOULD be ignored.</p> <p>The <b>insertAfterMso</b>, <b>insertAfterQ</b>, <b>insertBeforeMso</b>, and <b>insertBeforeQ</b> attributes are mutually exclusive. If none of these attributes are specified, the controls SHOULD be appended to the existing set of controls, in the order they are defined in the XML.</p> <p>For example, consider the following XML fragment:</p> <pre data-bbox="607 1052 1386 1127">&lt;tab id="MyTab" insertBeforeMso="TabHome" label="Custom Tab"&gt; ... &lt;/tab&gt;</pre> <p>In this example, a new custom tab with an identifier of "MyTab" is to be inserted before the built-in tab with an identifier of "TabHome".</p> <p>The possible values for this attribute are defined by the <b>ST_ID</b> simple type, as specified in section <a href="#">2.3.5</a>.</p>
<p><b>insertBeforeQ</b> (qualified identifier of control to insert before)</p>	<p>Specifies the qualified identifier of a control that this control SHOULD be inserted before. If the value of this attribute is not understood, it SHOULD be ignored.</p> <p>The <b>insertAfterMso</b>, <b>insertAfterQ</b>, <b>insertBeforeMso</b>, and <b>insertBeforeQ</b> attributes are mutually exclusive. If none of these attributes are specified, the controls SHOULD be appended to the existing set of controls, in the order they are defined in the XML.</p> <p>For example, consider the following XML fragment:</p> <pre data-bbox="607 1541 1321 1640">&lt;tab id="MyTab" insertBeforeQ="x:OtherTab" label="Custom Tab"&gt; ... &lt;/tab&gt;</pre> <p>In this example, a new custom tab with an identifier of "MyTab" is to be inserted before the custom tab with a qualified identifier of "x:OtherTab".</p>

Attributes	Description
	<p>The possible values for this attribute are defined by the <b>ST_QID</b> simple type, as specified in section <a href="#">2.3.9</a>.</p>
<p><b>invalidateContentOnDrop</b> (invalidate content on drop)</p>	<p>Specifies whether this control SHOULD invalidate its contents and re-query for them when the user opens its drop-down menu.</p> <p>If this attribute is omitted, its value SHOULD default to false.</p> <p>For example, consider the following XML fragment:</p> <pre data-bbox="607 422 1360 499">&lt;comboBox id="comboBox" getItemCount="GetComboBoxItemCount"   getItemLabel="GetComboBoxItemLabel"   invalidateContentOnDrop="true" /&gt;</pre> <p>In this example, this combo box clears out its items and re-calls the <b>GetComboBoxItemCount</b> and <b>GetComboBoxItemLabel</b> callback functions to populate its contents each time the user opens it.</p> <p>The possible values for this attribute are defined by the XML schema <b>boolean</b> datatype.</p>
<p><b>keytip</b> (keytip)</p>	<p>Specifies a <b>string</b> to be used as the suggested KeyTip for this control.</p> <p>The <b>keytip</b> and <b>getKeytip</b> attributes are mutually exclusive. If neither attribute is specified, the application SHOULD generate a KeyTip for the control automatically.</p> <p>For example, consider a button with KeyTip 'K', as follows:</p>  <p>This is specified using the following XML fragment:</p> <pre data-bbox="607 995 1295 1020">&lt;button id="button" imageMso="HappyFace" keytip="K" /&gt;</pre> <p>The possible values for this attribute are defined by the <b>ST_Keytip</b> simple type, as specified in section <a href="#">2.3.7</a>.</p>
<p><b>label</b> (label)</p>	<p>Specifies a <b>string</b> to be used as the label for this control.</p> <p>The <b>label</b> and <b>getLabel</b> attributes are mutually exclusive. If neither attribute is specified, no label SHOULD be displayed.</p> <p>For example, consider the following XML fragment:</p> <pre data-bbox="607 1270 1170 1295">&lt;button id="button" label="Custom Button" /&gt;</pre> <p>This specifies a custom <b>button</b> with a <b>label</b> of "Custom Button".</p> <p>The possible values for this attribute are defined by the <b>ST_String</b> simple type, as specified in section <a href="#">2.3.11</a>.</p>
<p><b>screentip</b> (screentip)</p>	<p>Specifies a <b>string</b> to be shown as the screentip for this control.</p> <p>The <b>screentip</b> and <b>getScreentip</b> attributes are mutually exclusive. If neither attribute is specified, the application SHOULD display the label of the control as the screentip or display no screentip at all.</p> <p>For example, consider a button with a screentip, as follows:</p>



Attributes	Description
	 <p>This is specified using the following XML fragment:</p> <pre data-bbox="609 594 1307 646">&lt;button id="button" imageMso="HappyFace" label="Button" size="large" screentip="This is the screentip" /&gt;</pre> <p>The possible values for this attribute are defined by the <b>ST_String</b> simple type, as specified in section <a href="#">2.3.11</a>.</p>
<p><b>showImage</b> (show image)</p>	<p>Specifies whether this control displays an icon. This attribute SHOULD have no effect if the <b>size</b> or <b>getSize</b> attributes specify that the control is "large".</p> <p>The <b>showImage</b> and <b>getShowImage</b> attributes are mutually exclusive. If neither attribute is specified, the control SHOULD display its icon.</p> <p>For example, consider a button that does not display an icon, as follows:</p>  <p>This is specified using the following XML fragment:</p> <pre data-bbox="609 1167 1079 1220">&lt;button id="button" showImage="false" label="Button with no icon" /&gt;</pre> <p>The possible values for this attribute are defined by the XML schema <b>boolean</b> datatype.</p>
<p><b>showLabel</b> (show label)</p>	<p>Specifies whether this control SHOULD display its label. This attribute SHOULD have no effect if the <b>size</b> or <b>getSize</b> attributes specify that the control is "large".</p> <p>The <b>showLabel</b> and <b>getShowLabel</b> attributes are mutually exclusive. If neither attribute is specified, the control SHOULD default to showing its label.</p> <p>For example, consider the following XML fragment:</p> <pre data-bbox="609 1556 1258 1608">&lt;button id="button" label="Label" showLabel="false" imageMso="HappyFace" /&gt;</pre> <p>This specifies a <b>button</b> that has a <b>label</b>, but does not show it. Even though the <b>label</b> is hidden, it is provided to accessibility tools.</p> <p>The possible values for this attribute are defined by the XML schema</p>

Attributes	Description
	<b>boolean</b> datatype.
<b>supertip</b> (supertip)	<p>Specifies a <b>string</b> to be shown as the supertip of the control.</p> <p>The <b>supertip</b> and <b>getSupertip</b> attributes are mutually exclusive. If neither attribute is specified no supertip for this control SHOULD be shown.</p> <p>For example, consider a control with a supertip, as follows:</p>  <p>This is specified using the following XML fragment:</p> <pre data-bbox="607 816 1308 894">&lt;button id="button" imageMso="HappyFace" label="Button" size="large" screentip="ScreenTip" supertip="This is the supertip string" /&gt;</pre> <p>The possible values for this attribute are defined by the <b>ST_String</b> simple type, as specified in section <a href="#">2.3.11</a>.</p>
<b>tag</b> (tag)	<p>Specifies an arbitrary <b>string</b> that can be used to hold data or identify the control. The contents of this attribute SHOULD be passed to any callback functions specified on this control.</p> <p>If this attribute is omitted, the control's <b>tag</b> value SHOULD default to an empty <b>string</b>.</p> <p>For example, consider the following XML fragment:</p> <pre data-bbox="607 1199 1206 1247">&lt;button id="button" label="Button" tag="123456" onAction="ButtonClicked" /&gt;</pre> <p>This specifies a <b>button</b> with a <b>tag</b> value of "123456", which is passed to the <b>ButtonClicked</b> callback function.</p> <p>The possible values for this attribute are defined by the <b>ST_String</b> simple type, as specified in section <a href="#">2.3.11</a>.</p>
<b>visible</b> (control visibility)	<p>Specifies the visibility state of the control.</p> <p>The <b>getVisible</b> and <b>visible</b> attributes are mutually exclusive. If these attributes are omitted, the control SHOULD default to being visible.</p> <p>For example, consider the following XML fragment:</p> <pre data-bbox="607 1560 1105 1583">&lt;tab idMso="TabHome" visible="false" /&gt;</pre> <p>In this example, the built-in tab with an identifier of "TabHome" is hidden.</p> <p>The possible values for this attribute are defined by the XML schema <b>boolean</b> datatype.</p>

The following XML schema fragment defines the contents of this element:

```
<complexType name="CT_DynamicMenuRegular">
  <complexContent>
    <extension base="CT_ControlBase">
      <attributeGroup ref="AG_Description"/>
      <attributeGroup ref="AG_IDAttributes"/>
      <attributeGroup ref="AG_GetContentAttributes"/>
      <attributeGroup ref="AG_DynamicContentAttributes"/>
    </extension>
  </complexContent>
</complexType>
```

### 2.2.19 dynamicMenu (Dynamic Menu)

This element specifies a dynamic menu control that populates its contents dynamically.

For example, consider a dynamic menu control, as follows:



**Figure 10: A dynamic menu control**

This is specified using the following XML fragment:

```
<dynamicMenu id="dynamic" label="Dynamic Menu" getContent="GetMenuContent" />
```

The **GetMenuContent** callback function is called when the menu is dropped, and in this case would return a string with the following XML:



```
<menu xmlns="http://schemas.microsoft.com/office/2006/01/customui">
  <button id="button1" label="Button 1" />
  <button id="button2" label="Button 2" />
  <button id="button3" label="Button 3" />
</menu>
```

The following table summarizes the elements that are parents of this element.

Parent Elements
<b>box</b> (section <a href="#">2.2.1</a> ); <b>group</b> (section <a href="#">2.2.23</a> )

The following table summarizes the attributes of this element.

Attributes	Description
<b>description</b> (description)	Specifies a detailed description of the control, which SHOULD be displayed

Attributes	Description
	<p>in detailed views.</p> <p>The <b>description</b> and <b>getDescription</b> attributes are mutually exclusive. If neither attribute is specified, the control SHOULD NOT display any detailed text.</p> <p>For example, consider a button with a detailed description, as follows:</p>  <p>This is specified using the following XML fragment:</p> <pre data-bbox="607 520 1360 592">&lt;button id="button" label="Button" imageMso="HappyFace" description="This is a verbose description that describes the function of this control in detail." /&gt;</pre> <p>The possible values for this attribute are defined by the ST_LongString simple type, as specified in section <a href="#">2.3.8</a>.</p>
<p><b>enabled</b> (enabled state)</p>	<p>Specifies the enabled state of the control.</p> <p>The <b>getEnabled</b> and <b>enabled</b> attributes are mutually exclusive. If neither attribute is specified, the control SHOULD default to being enabled.</p> <p>This attribute cannot be used to enable a built-in control that would otherwise be disabled by the application.</p> <p>For example, consider the following XML fragment:</p> <pre data-bbox="607 907 1360 949">&lt;button id="button" label="Disabled Button" enabled="false" /&gt;</pre> <p>This specifies a new button that is disabled. A permanently disabled button is not very useful, thus the <b>enabled</b> attribute is not commonly used.</p> <p>The possible values for this attribute are defined by the XML schema <b>boolean</b> datatype.</p>
<p><b>getContent</b> (<b>getContent</b> callback)</p>	<p>Specifies the name of a callback function to be called when the application needs to determine the contents of the control.</p> <p>For example, consider a dynamic menu control, as follows:</p>  <p>This is specified using the following XML fragment:</p> <pre data-bbox="607 1474 1198 1528">&lt;dynamicMenu id="dynamic" label="Dynamic Menu" getContent="GetMenuContent" /&gt;</pre> <p>The <b>GetMenuContent</b> callback function is called when the menu is dropped, and in this case would return a string with the following XML:</p> <pre data-bbox="607 1633 1393 1734">&lt;menu xmlns="http://schemas.microsoft.com/office/2006/01/customui"&gt; &lt;button id="button1" label="Button 1" /&gt;</pre>

Attributes	Description
	<pre data-bbox="607 201 1146 275">&lt;button id="button2" label="Button 2" /&gt; &lt;button id="button3" label="Button 3" /&gt; &lt;/menu&gt;</pre> <p data-bbox="578 306 1333 359">The possible values for this attribute are defined by the <b>ST_Delegate</b> simple type, as specified in section <a href="#">2.3.2</a>.</p>
<b>getDescription</b> <b>(getDescription callback)</b>	<p data-bbox="578 384 1333 436">Specifies the name of a callback function to be called to determine the detailed description of this control.</p> <p data-bbox="578 443 1382 516">The <b>getDescription</b> and <b>description</b> attributes are mutually exclusive. If neither attribute is specified, the control SHOULD NOT display any detailed text.</p> <p data-bbox="578 527 1122 552">For example, consider the following XML fragment:</p> <pre data-bbox="607 579 1373 604">&lt;button id="button" getDescription="GetButtonDescription" /&gt;</pre> <p data-bbox="578 632 1341 705">In this example, the <b>GetButtonDescription</b> callback function is called when the application needs to determine the detailed description of the button.</p> <p data-bbox="578 716 1333 768">The possible values for this attribute are defined by the <b>ST_Delegate</b> simple type, as specified in section <a href="#">2.3.2</a>.</p>
<b>getEnabled</b> ( <b>getEnabled</b> callback)	<p data-bbox="578 793 1333 846">Specifies the name of a callback function to be called to determine the enabled state of this control.</p> <p data-bbox="578 852 1382 905">The <b>getEnabled</b> and <b>enabled</b> attributes are mutually exclusive. If neither attribute is specified, the control SHOULD default to being enabled.</p> <p data-bbox="578 915 1122 940">For example, consider the following XML fragment:</p> <pre data-bbox="607 968 1260 993">&lt;button id="button" getEnabled="IsButtonEnabled" /&gt;</pre> <p data-bbox="578 1020 1390 1073">In this example, the <b>IsButtonEnabled</b> callback function is called when the application needs to determine the enabled state of the button.</p> <p data-bbox="578 1083 1333 1136">The possible values for this attribute are defined by the <b>ST_Delegate</b> simple type, as specified in section <a href="#">2.3.2</a>.</p>
<b>getImage</b> ( <b>getImage</b> callback)	<p data-bbox="578 1150 1382 1203">Specifies the name of a callback function to be called to determine the icon of this control.</p> <p data-bbox="578 1209 1373 1262">The <b>getImage</b>, <b>image</b>, and <b>imageMso</b> attributes are mutually exclusive. If none of these attributes are specified, no icon SHOULD be displayed.</p> <p data-bbox="578 1272 1122 1297">For example, consider the following XML fragment:</p> <pre data-bbox="607 1325 1219 1350">&lt;button id="button" getImage="GetButtonImage" /&gt;</pre> <p data-bbox="578 1377 1390 1430">In this example, the <b>GetButtonImage</b> callback function is called when the application needs to determine the icon of the button.</p> <p data-bbox="578 1440 1333 1493">The possible values for this attribute are defined by the <b>ST_Delegate</b> simple type, as specified in section <a href="#">2.3.2</a>.</p>
<b>getKeytip</b> ( <b>getKeytip</b> callback)	<p data-bbox="578 1518 1333 1570">Specifies the name of a callback function to be called to determine the suggested KeyTip of this control.</p> <p data-bbox="578 1577 1349 1650">The <b>getKeytip</b> and <b>keytip</b> attributes are mutually exclusive. If neither attribute is specified, the application SHOULD generate a KeyTip for the control automatically.</p> <p data-bbox="578 1661 1122 1686">For example, consider the following XML fragment:</p>

Attributes	Description
	<pre data-bbox="609 218 1247 243">&lt;button id="button" getKeytip="GetButtonKeytip" /&gt;</pre> <p data-bbox="578 275 1386 327">In this example, the <b>GetButtonKeytip</b> callback function is called when the application needs to determine the KeyTip of the button.</p> <p data-bbox="578 333 1333 386">The possible values for this attribute are defined by the <b>ST_Delegate</b> simple type, as specified in section <a href="#">2.3.2</a>.</p>
<b>getLabel</b> ( <b>getLabel</b> callback)	<p data-bbox="578 411 1386 464">Specifies the name of a callback function to be called to determine the label of this control.</p> <p data-bbox="578 470 1317 522">The <b>getLabel</b> and <b>label</b> attributes are mutually exclusive. If neither attribute is specified, no label SHOULD be displayed.</p> <p data-bbox="578 529 1125 554">For example, consider the following XML fragment:</p> <pre data-bbox="609 581 1219 606">&lt;button id="button" getLabel="GetButtonLabel" /&gt;</pre> <p data-bbox="578 634 1373 686">In this example, the <b>GetButtonLabel</b> callback function is called when the application needs to determine the label of the button.</p> <p data-bbox="578 693 1333 745">The possible values for this attribute are defined by the <b>ST_Delegate</b> simple type, as specified in section <a href="#">2.3.2</a>.</p>
<b>getScreentip</b> ( <b>getScreentip</b> callback)	<p data-bbox="578 768 1333 821">Specifies the name of a callback function to be called to determine the screentip of this control.</p> <p data-bbox="578 827 1360 905">The <b>getScreentip</b> and <b>screentip</b> attributes are mutually exclusive. If neither attribute is specified, the application SHOULD display the label of the control as the screentip or display no screentip at all.</p> <p data-bbox="578 911 1125 936">For example, consider the following XML fragment:</p> <pre data-bbox="609 963 1321 989">&lt;button id="button" getScreentip="GetButtonScreentip" /&gt;</pre> <p data-bbox="578 1016 1382 1068">In this example, the <b>GetButtonScreentip</b> callback function is called when the application needs to determine the screentip of the button.</p> <p data-bbox="578 1075 1333 1127">The possible values for this attribute are defined by the <b>ST_Delegate</b> simple type, as specified in section <a href="#">2.3.2</a>.</p>
<b>getShowImage</b> ( <b>getShowImage</b> callback)	<p data-bbox="578 1157 1386 1209">Specifies the name of a callback function to be called to determine whether the application SHOULD display the icon of this control.</p> <p data-bbox="578 1215 1333 1268">This attribute SHOULD have no effect if the <b>size</b> or <b>getSize</b> attributes specify that the control is "large".</p> <p data-bbox="578 1274 1393 1327">The <b>showImage</b> and <b>getShowImage</b> attributes are mutually exclusive. If neither attribute is specified, the control SHOULD display its icon.</p> <p data-bbox="578 1333 1125 1358">For example, consider the following XML fragment:</p> <pre data-bbox="609 1386 1347 1411">&lt;button id="button" getShowImage="IsButtonImageVisible" /&gt;</pre> <p data-bbox="578 1438 1386 1516">In this example, the <b>IsButtonImageVisible</b> callback function is called when the application needs to determine whether to display the icon of the button.</p> <p data-bbox="578 1522 1333 1575">The possible values for this attribute are defined by the <b>ST_Delegate</b> simple type, as specified in section <a href="#">2.3.2</a>.</p>
<b>getShowLabel</b> ( <b>getShowLabel</b> callback)	<p data-bbox="578 1598 1386 1650">Specifies the name of a callback function to be called to determine whether the application SHOULD display the label of this control.</p> <p data-bbox="578 1656 1333 1709">This attribute SHOULD have no effect if the <b>size</b> or <b>getSize</b> attributes specify that the control is "large".</p>



Attributes	Description
	<p>The <b>showLabel</b> and <b>getShowLabel</b> attributes are mutually exclusive. If neither attribute is specified, the control SHOULD default to showing its label.</p> <p>For example, consider the following XML fragment:</p> <pre data-bbox="609 338 1349 363">&lt;button id="button" getShowLabel="IsButtonLabelVisible" /&gt;</pre> <p>In this example, the <b>IsButtonLabelVisible</b> callback function is called when the application needs to determine whether to display the label of the button.</p> <p>The possible values for this attribute are defined by the <b>ST_Delegate</b> simple type, as specified in section <a href="#">2.3.2</a>.</p>
<p><b>getSize</b> (<b>getSize</b> callback)</p>	<p>Specifies the name of a callback function to be called to determine the size of this control.</p> <p>The <b>getSize</b> and <b>size</b> attributes are mutually exclusive. If neither attribute is specified, the control's size SHOULD default to the normal size.</p> <p>For example, consider the following XML fragment:</p> <pre data-bbox="609 726 1195 751">&lt;button id="button" getSize="GetButtonSize" /&gt;</pre> <p>In this example, the <b>GetButtonSize</b> callback function is called when the application needs to determine the size of the button.</p> <p>The possible values for this attribute are defined by the <b>ST_Delegate</b> simple type, as specified in section <a href="#">2.3.2</a>.</p>
<p><b>getSupertip</b> (<b>getSupertip</b> callback)</p>	<p>Specifies the name of a callback function to be called to determine the supertip of this control.</p> <p>The <b>getSupertip</b> and <b>supertip</b> attributes are mutually exclusive. If neither attribute is specified, no supertip for this control SHOULD be shown.</p> <p>For example, consider the following XML fragment:</p> <pre data-bbox="609 1087 1297 1113">&lt;button id="button" getSupertip="GetButtonSupertip" /&gt;</pre> <p>In this example, the <b>GetButtonSupertip</b> callback function is called when the application needs to determine the supertip of the button.</p> <p>The possible values for this attribute are defined by the <b>ST_Delegate</b> simple type, as specified in section <a href="#">2.3.2</a>.</p>
<p><b>getVisible</b> (<b>getVisible</b> callback)</p>	<p>Specifies the name of a callback function to be called to determine the visibility state of this control.</p> <p>The <b>getVisible</b> and <b>visible</b> attributes are mutually exclusive. If neither attribute is specified, the control SHOULD default to being visible.</p> <p>For example, consider the following XML fragment:</p> <pre data-bbox="609 1451 1256 1476">&lt;button id="button" getVisible="IsButtonVisible" /&gt;</pre> <p>In this example, the <b>IsButtonVisible</b> callback function is called when the application needs to determine the visibility of the button.</p> <p>The possible values for this attribute are defined by the <b>ST_Delegate</b> simple type, as specified in section <a href="#">2.3.2</a>.</p>
<p><b>id</b> (control identifier)</p>	<p>Specifies the identifier for a custom control. All custom controls MUST have unique identifiers. The identifier of a control SHOULD be passed to callback functions to identify which control corresponds to the function call.</p>



Attributes	Description
	<p>The <b>id</b>, <b>idQ</b>, and <b>idMso</b> attributes are mutually exclusive. At least one of these attributes MUST be specified.</p> <p>For example, consider the following XML fragment:</p> <pre data-bbox="609 310 1104 336">&lt;button id="MyButton" label="Button" /&gt;</pre> <p>This specifies a custom button control with an identifier of "MyButton".</p> <p>The possible values for this attribute are defined by the <b>ST_UniqueID</b> simple type, as specified in section <a href="#">2.3.13</a>.</p>
<p><b>idMso</b> (built-in control identifier)</p>	<p>Specifies the identifier of a built-in control.</p> <p>The contents of this attribute are application-defined.</p> <p>The <b>id</b>, <b>idQ</b>, and <b>idMso</b> attributes are mutually exclusive. At least one of these attributes MUST be specified.</p> <p>For example, consider the following XML fragment:</p> <pre data-bbox="609 655 917 680">&lt;control idMso="Bold" /&gt;</pre> <p>This creates a clone of the control with an identifier of "Bold".</p> <p>The possible values for this attribute are defined by the ST_ID simple type, as specified in section <a href="#">2.3.5</a>.</p>
<p><b>idQ</b> (qualified control identifier)</p>	<p>Specifies a qualified identifier for a control.</p> <p>The <b>idQ</b> attribute can be used to reference controls or containers created by other Custom UI documents.</p> <p>The <b>id</b>, <b>idQ</b>, and <b>idMso</b> attributes are mutually exclusive. At least one of these attributes MUST be specified.</p> <p>For example, consider the following XML fragment:</p> <pre data-bbox="609 1024 1372 1390">&lt;customUI   xmlns="http://schemas.microsoft.com/office/2006/01/customui"   xmlns:ex="http://www.example.com"&gt;   &lt;ribbon&gt;   &lt;tabs&gt;   &lt;tab idQ="ex:OtherTab" label="Shared Tab"&gt;     &lt;group id="MyGroup" label="My Group"&gt;     ...     &lt;/group&gt;   &lt;/tab&gt;   &lt;/tabs&gt;   &lt;/ribbon&gt; &lt;/customUI&gt;</pre> <p>In this case, <b>ex</b> is an XML namespace prefix for the namespace <a href="http://www.example.com">http://www.example.com</a>. This XML fragment refers to a <b>tab</b> in that namespace with an identifier of "OtherTab". If that tab cannot be found, it is created. A new group belonging to this file is added to the tab.</p> <p>The possible values for this attribute are defined by the <b>ST_QID</b> simple type, as specified in section <a href="#">2.3.9</a>.</p>
<p><b>image</b> (custom image identifier)</p>	<p>Specifies the relationship identifier for an image which SHOULD be used as the icon for this control. This attribute is used to specify an embedded picture that resides locally within the containing file.</p> <p>The <b>getImage</b>, <b>image</b>, and <b>imageMso</b> attributes are mutually exclusive.</p>




Attributes	Description
	<p>If none of these attributes are specified, no icon SHOULD be displayed. For example, consider the following XML fragment:</p> <pre data-bbox="607 285 1117 310">&lt;button id="button" image="ForestPic" /&gt;</pre> <p>This specifies a custom button whose icon SHOULD be the embedded image file referenced by the relationship identifier of "ForestPic". The possible values for this attribute are defined by the <b>ST_Uri</b> simple type, as specified in section <a href="#">2.3.14</a>.</p>
<p><b>imageMso</b> (built-in image identifier)</p>	<p>Specifies the identifier of a built-in image which SHOULD be used as the icon of this control.</p> <p>The contents of this attribute are application-defined and SHOULD be ignored if not understood.</p> <p>The <b>getImage</b>, <b>image</b>, and <b>imageMso</b> attributes are mutually exclusive. If none of these attributes are specified, no icon SHOULD be displayed. For example, consider the following XML fragment:</p> <pre data-bbox="607 705 1091 730">&lt;button id="button" imageMso="Bold" /&gt;</pre> <p>This specifies a custom button that SHOULD use the built-in image with an identifier of "Bold".</p> <p>The possible values for this attribute are defined by the <b>ST_ID</b> simple type, as specified in section <a href="#">2.3.5</a>.</p>
<p><b>insertAfterMso</b> (identifier of built-in control to insert after)</p>	<p>Specifies the identifier of a built-in control that this control SHOULD be inserted after. If the value of this attribute is not understood, it SHOULD be ignored.</p> <p>The <b>insertAfterMso</b>, <b>insertAfterQ</b>, <b>insertBeforeMso</b>, and <b>insertBeforeQ</b> attributes are mutually exclusive. If none of these attributes are specified, the controls SHOULD be appended to the existing set of controls, in the order they are defined in the XML.</p> <p>For example, consider the following XML fragment:</p> <pre data-bbox="607 1146 1373 1222">&lt;tab id="MyTab" insertAfterMso="TabHome" label="Custom Tab"&gt; ... &lt;/tab&gt;</pre> <p>In this example, a new custom tab with an identifier of "MyTab" is to be inserted after the built-in tab with an identifier of "TabHome".</p> <p>The possible values for this attribute are defined by the <b>ST_ID</b> simple type, as specified in section <a href="#">2.3.5</a>.</p>
<p><b>insertAfterQ</b> (qualified identifier of control to insert after)</p>	<p>Specifies the qualified identifier of a control that this control SHOULD be inserted after. If the value of this attribute is not understood, it SHOULD be ignored.</p> <p>The <b>insertAfterMso</b>, <b>insertAfterQ</b>, <b>insertBeforeMso</b>, and <b>insertBeforeQ</b> attributes are mutually exclusive. If none of these attributes are specified, the controls SHOULD be appended to the existing set of controls, in the order they are defined in the XML.</p> <p>For example, consider the following XML fragment:</p> <pre data-bbox="607 1633 1386 1688">&lt;tab id="MyTab" insertAfterQ="x:OtherTab" label="Custom Tab"&gt; ...</pre>

Attributes	Description
	<p data-bbox="609 205 690 226">&lt;/tab&gt;</p> <p data-bbox="576 258 1356 367">In this example, a new custom tab with an identifier of "MyTab" is to be inserted after the custom tab with a qualified identifier of "x:OtherTab". The possible values for this attribute are defined by the <b>ST_QID</b> simple type, as specified in section <a href="#">2.3.9</a>.</p>
<p data-bbox="235 394 544 468"><b>insertBeforeMso</b> (identifier of built-in control to insert before)</p>	<p data-bbox="576 394 1372 468">Specifies the identifier of a built-in control that this control SHOULD be inserted before. If the value of this attribute is not understood, it SHOULD be ignored.</p> <p data-bbox="576 478 1372 577">The <b>insertAfterMso</b>, <b>insertAfterQ</b>, <b>insertBeforeMso</b>, and <b>insertBeforeQ</b> attributes are mutually exclusive. If none of these attributes are specified, the controls SHOULD be appended to the existing set of controls, in the order they are defined in the XML.</p> <p data-bbox="576 588 1128 619">For example, consider the following XML fragment:</p> <pre data-bbox="609 640 1388 714"> &lt;tab id="MyTab" insertBeforeMso="TabHome" label="Custom Tab"&gt; ... &lt;/tab&gt; </pre> <p data-bbox="576 745 1356 798">In this example, a new custom tab with an identifier of "MyTab" is to be inserted before the built-in tab with an identifier of "TabHome".</p> <p data-bbox="576 808 1388 850">The possible values for this attribute are defined by the <b>ST_ID</b> simple type, as specified in section <a href="#">2.3.5</a>.</p>
<p data-bbox="235 882 544 955"><b>insertBeforeQ</b> (qualified identifier of control to insert before)</p>	<p data-bbox="576 882 1372 955">Specifies the qualified identifier of a control that this control SHOULD be inserted before. If the value of this attribute is not understood, it SHOULD be ignored.</p> <p data-bbox="576 966 1372 1064">The <b>insertAfterMso</b>, <b>insertAfterQ</b>, <b>insertBeforeMso</b>, and <b>insertBeforeQ</b> attributes are mutually exclusive. If none of these attributes are specified, the controls SHOULD be appended to the existing set of controls, in the order they are defined in the XML.</p> <p data-bbox="576 1075 1128 1106">For example, consider the following XML fragment:</p> <pre data-bbox="609 1127 1323 1228"> &lt;tab id="MyTab" insertBeforeQ="x:OtherTab" label="Custom Tab"&gt; ... &lt;/tab&gt; </pre> <p data-bbox="576 1260 1372 1312">In this example, a new custom tab with an identifier of "MyTab" is to be inserted before the custom tab with a qualified identifier of "x:OtherTab".</p> <p data-bbox="576 1323 1356 1365">The possible values for this attribute are defined by the <b>ST_QID</b> simple type, as specified in section <a href="#">2.3.9</a>.</p>
<p data-bbox="235 1396 544 1449"><b>invalidateContentOnDrop</b> (invalidate content on drop)</p>	<p data-bbox="576 1396 1388 1449">Specifies whether this control SHOULD invalidate its contents and re-query for them when the user opens its drop-down menu.</p> <p data-bbox="576 1459 1234 1480">If this attribute is omitted, its value SHOULD default to false.</p> <p data-bbox="576 1491 1128 1512">For example, consider the following XML fragment:</p> <pre data-bbox="609 1543 1356 1617"> &lt;comboBox id="comboBox" getItemCount="GetComboBoxItemCount" getItemLabel="GetComboBoxItemLabel" invalidateContentOnDrop="true" /&gt; </pre> <p data-bbox="576 1648 1315 1722">In this example, this combo box clears out its items and re-calls the <b>GetComboBoxItemCount</b> and <b>GetComboBoxItemLabel</b> callback functions to populate its contents each time the user opens it.</p>

Attributes	Description
	<p>The possible values for this attribute are defined by the XML schema <b>boolean</b> datatype.</p>
<p><b>keytip</b> (keytip)</p>	<p>Specifies a <b>string</b> to be used as the suggested KeyTip for this control. The <b>keytip</b> and <b>getKeytip</b> attributes are mutually exclusive. If neither attribute is specified, the application SHOULD generate a KeyTip for the control automatically.</p> <p>For example, consider a button with KeyTip 'K', as follows:</p>  <p>This is specified using the following XML fragment:</p> <pre data-bbox="607 579 1299 604">&lt;button id="button" imageMso="HappyFace" keytip="K" /&gt;</pre> <p>The possible values for this attribute are defined by the <b>ST_Keytip</b> simple type, as specified in section <a href="#">2.3.7</a>.</p>
<p><b>label</b> (label)</p>	<p>Specifies a <b>string</b> to be used as the label for this control. The <b>label</b> and <b>getLabel</b> attributes are mutually exclusive. If neither attribute is specified, no label SHOULD be displayed.</p> <p>For example, consider the following XML fragment:</p> <pre data-bbox="607 856 1169 882">&lt;button id="button" label="Custom Button" /&gt;</pre> <p>This specifies a custom <b>button</b> with a <b>label</b> of "Custom Button".</p> <p>The possible values for this attribute are defined by the <b>ST_String</b> simple type, as specified in section <a href="#">2.3.11</a>.</p>
<p><b>screentip</b> (screentip)</p>	<p>Specifies a <b>string</b> to be shown as the screentip for this control. The <b>screentip</b> and <b>getScreentip</b> attributes are mutually exclusive. If neither attribute is specified, the application SHOULD display the label of the control as the screentip or display no screentip at all.</p> <p>For example, consider a button with a screentip, as follows:</p>  <p>This is specified using the following XML fragment:</p> <pre data-bbox="607 1566 1308 1617">&lt;button id="button" imageMso="HappyFace" label="Button" size="large" screentip="This is the screentip" /&gt;</pre> <p>The possible values for this attribute are defined by the <b>ST_String</b> simple type, as specified in section <a href="#">2.3.11</a>.</p>

Attributes	Description
<p><b>showImage</b> (show image)</p>	<p>Specifies whether this control displays an icon.</p> <p>This attribute SHOULD have no effect if the <b>size</b> or <b>getSize</b> attributes specify that the control is "large".</p> <p>The <b>showImage</b> and <b>getShowImage</b> attributes are mutually exclusive. If neither attribute is specified, the control SHOULD display its icon.</p> <p>For example, consider a button that does not display an icon, as follows:</p>  <p>This is specified using the following XML fragment:</p> <pre data-bbox="607 625 1078 678">&lt;button id="button" showImage="false"   label="Button with no icon" /&gt;</pre> <p>The possible values for this attribute are defined by the XML schema <b>boolean</b> datatype.</p>
<p><b>showLabel</b> (show label)</p>	<p>Specifies whether this control SHOULD display its label.</p> <p>This attribute SHOULD have no effect if the <b>size</b> or <b>getSize</b> attributes specify that the control is "large".</p> <p>The <b>showLabel</b> and <b>getShowLabel</b> attributes are mutually exclusive. If neither attribute is specified, the control SHOULD default to showing its label.</p> <p>For example, consider the following XML fragment:</p> <pre data-bbox="607 1014 1256 1066">&lt;button id="button" label="Label" showLabel="false"   imageMso="HappyFace" /&gt;</pre> <p>This specifies a <b>button</b> that has a <b>label</b>, but does not show it. Even though the <b>label</b> is hidden, it is provided to accessibility tools.</p> <p>The possible values for this attribute are defined by the XML schema <b>boolean</b> datatype.</p>
<p><b>size</b> (control size)</p>	<p>Specifies the size of the control.</p> <p>The <b>size</b> and <b>getSize</b> attributes are mutually exclusive. If neither attribute is specified, the control's size SHOULD default to the normal size.</p> <p>For example, consider a large button, as follows:</p>  <p>This is specified using the following XML fragment:</p> <pre data-bbox="607 1587 1143 1619">&lt;toggleButton idMso="Bold" size="large" /&gt;</pre> <p>The possible values for this attribute are defined by the <b>ST_Size</b> simple type, as specified in section <a href="#">2.3.10</a>.</p>

Attributes	Description
<p><b>supertip</b> (supertip)</p>	<p>Specifies a <b>string</b> to be shown as the supertip of the control.</p> <p>The <b>supertip</b> and <b>getSupertip</b> attributes are mutually exclusive. If neither attribute is specified no supertip for this control SHOULD be shown.</p> <p>For example, consider a control with a supertip, as follows:</p>  <p>This is specified using the following XML fragment:</p> <pre data-bbox="607 772 1308 852">&lt;button id="button" imageMso="HappyFace" label="Button" size="large" screentip="Screentip" supertip="This is the supertip string" /&gt;</pre> <p>The possible values for this attribute are defined by the <b>ST_String</b> simple type, as specified in section <a href="#">2.3.11</a>.</p>
<p><b>tag</b> (tag)</p>	<p>Specifies an arbitrary <b>string</b> that can be used to hold data or identify the control. The contents of this attribute SHOULD be passed to any callback functions specified on this control.</p> <p>If this attribute is omitted, the control's <b>tag</b> value SHOULD default to an empty <b>string</b>.</p> <p>For example, consider the following XML fragment:</p> <pre data-bbox="607 1150 1208 1205">&lt;button id="button" label="Button" tag="123456" onAction="ButtonClicked" /&gt;</pre> <p>This specifies a <b>button</b> with a <b>tag</b> value of "123456", which is passed to the <b>ButtonClicked</b> callback function.</p> <p>The possible values for this attribute are defined by the <b>ST_String</b> simple type, as specified in section <a href="#">2.3.11</a>.</p>
<p><b>visible</b> (control visibility)</p>	<p>Specifies the visibility state of the control.</p> <p>The <b>getVisible</b> and <b>visible</b> attributes are mutually exclusive. If these attributes are omitted, the control SHOULD default to being visible.</p> <p>For example, consider the following XML fragment:</p> <pre data-bbox="607 1514 1105 1539">&lt;tab idMso="TabHome" visible="false" /&gt;</pre> <p>In this example, the built-in tab with an identifier of "TabHome" is hidden.</p> <p>The possible values for this attribute are defined by the XML schema <b>boolean</b> datatype.</p>

The following XML schema fragment defines the contents of this element:

```

<complexType name="CT_DynamicMenu">
  <complexContent>
    <extension base="CT_DynamicMenuRegular">
      <attributeGroup ref="AG_SizeAttributes"/>
    </extension>
  </complexContent>
</complexType>

```

## 2.2.20 editBox (Edit Box)

This element specifies an edit box control that allows a user to enter a **string** of text.

For example, consider an edit box control, as follows:



**Figure 11: An edit box control**

This is specified using the following XML fragment:

```
<editBox id="editBox" label="Edit Box" />
```

The following table summarizes the elements that are parents of this element.

Parent Elements
<b>box</b> (section <a href="#">2.2.1</a> ); <b>group</b> (section <a href="#">2.2.23</a> )

The following table summarizes the attributes of this element.

Attributes	Description
<b>enabled</b> (Enabled State)	<p>Specifies the enabled state of the control.</p> <p>The <b>getEnabled</b> and <b>enabled</b> attributes are mutually exclusive. If neither attribute is specified, the control SHOULD default to being enabled.</p> <p>This attribute cannot be used to enable a built-in control that would otherwise be disabled by the application.</p> <p>For example, consider the following XML fragment:</p> <pre>&lt;button id="button" label="Disabled Button" enabled="false" /&gt;</pre> <p>This specifies a new button that is disabled. A permanently disabled button is not very useful, thus the <b>enabled</b> attribute is not commonly used.</p> <p>The possible values for this attribute are defined by the XML schema <b>boolean</b> datatype.</p>
<b>getEnabled</b> ( <b>getEnabled</b> callback)	<p>Specifies the name of a callback function to be called to determine the enabled state of this control.</p> <p>The <b>getEnabled</b> and <b>enabled</b> attributes are mutually exclusive. If neither</p>

Attributes	Description
	<p>attribute is specified, the control SHOULD default to being enabled. For example, consider the following XML fragment:</p> <pre data-bbox="521 285 1175 310">&lt;button id="button" getEnabled="IsButtonEnabled" /&gt;</pre> <p>In this example, the <b>IsButtonEnabled</b> callback function is called when the application needs to determine the enabled state of the button. The possible values for this attribute are defined by the <b>ST_Delegate</b> simple type, as specified in section <a href="#">2.3.2</a>.</p>
<p><b>getImage</b> (<b>getImage</b> callback)</p>	<p>Specifies the name of a callback function to be called to determine the icon of this control. The <b>getImage</b>, <b>image</b>, and <b>imageMso</b> attributes are mutually exclusive. If none of these attributes are specified, no icon SHOULD be displayed. For example, consider the following XML fragment:</p> <pre data-bbox="521 646 1138 672">&lt;button id="button" getImage="GetButtonImage" /&gt;</pre> <p>In this example, the <b>GetButtonImage</b> callback function is called when the application needs to determine the icon of the <b>button</b>. The possible values for this attribute are defined by the <b>ST_Delegate</b> simple type, as specified in section <a href="#">2.3.2</a>.</p>
<p><b>getKeytip</b> (<b>getKeytip</b> callback)</p>	<p>Specifies the name of a callback function to be called to determine the suggested KeyTip of this control. The <b>getKeytip</b> and <b>keytip</b> attributes are mutually exclusive. If neither attribute is specified, the application SHOULD generate a KeyTip for the control automatically. For example, consider the following XML fragment:</p> <pre data-bbox="521 1003 1162 1029">&lt;button id="button" getKeytip="GetButtonKeytip" /&gt;</pre> <p>In this example, the <b>GetButtonKeytip</b> callback function is called when the application needs to determine the KeyTip of the button. The possible values for this attribute are defined by the <b>ST_Delegate</b> simple type, as specified in section <a href="#">2.3.2</a>.</p>
<p><b>getLabel</b> (<b>getLabel</b> callback)</p>	<p>Specifies the name of a callback function to be called to determine the label of this control. The <b>getLabel</b> and <b>label</b> attributes are mutually exclusive. If neither attribute is specified, no label SHOULD be displayed. For example, consider the following XML fragment:</p> <pre data-bbox="521 1367 1138 1392">&lt;button id="button" getLabel="GetButtonLabel" /&gt;</pre> <p>In this example, the <b>GetButtonLabel</b> callback function is called when the application needs to determine the label of the button. The possible values for this attribute are defined by the <b>ST_Delegate</b> simple type, as specified in section <a href="#">2.3.2</a>.</p>
<p><b>getScreentip</b> (<b>getScreentip</b> callback)</p>	<p>Specifies the name of a callback function to be called to determine the screentip of this control. The <b>getScreentip</b> and <b>screentip</b> attributes are mutually exclusive. If neither attribute is specified, the application SHOULD display the label of the control as the screentip or display no screentip at all. For example, consider the following XML fragment:</p>


Attributes	Description
	<pre data-bbox="521 218 1239 243">&lt;button id="button" getScreentip="GetButtonScreentip" /&gt;</pre> <p data-bbox="493 275 1341 325">In this example, the <b>GetButtonScreentip</b> callback function is called when the application needs to determine the screentip of the button.</p> <p data-bbox="493 331 1386 382">The possible values for this attribute are defined by the <b>ST_Delegate</b> simple type, as specified in section <a href="#">2.3.2</a>.</p>
<p data-bbox="237 411 431 485"><b>getShowImage</b> (<b>getShowImage</b> callback)</p>	<p data-bbox="493 411 1341 462">Specifies the name of a callback function to be called to determine whether the application SHOULD display the icon of this control.</p> <p data-bbox="493 468 1386 518">This attribute SHOULD have no effect if the <b>size</b> or <b>getSize</b> attributes specify that the control is "large".</p> <p data-bbox="493 525 1386 575">The <b>showImage</b> and <b>getShowImage</b> attributes are mutually exclusive. If neither attribute is specified, the control SHOULD display its icon.</p> <p data-bbox="493 581 1040 611">For example, consider the following XML fragment:</p> <pre data-bbox="521 638 1263 663">&lt;button id="button" getShowImage="IsButtonImageVisible" /&gt;</pre> <p data-bbox="493 690 1365 741">In this example, the <b>IsButtonImageVisible</b> callback function is called when the application needs to determine whether to display the icon of the button.</p> <p data-bbox="493 747 1386 798">The possible values for this attribute are defined by the <b>ST_Delegate</b> simple type, as specified in section <a href="#">2.3.2</a>.</p>
<p data-bbox="237 831 415 905"><b>getShowLabel</b> (<b>getShowLabel</b> callback)</p>	<p data-bbox="493 831 1341 882">Specifies the name of a callback function to be called to determine whether the application SHOULD display the label of this control.</p> <p data-bbox="493 888 1386 938">This attribute SHOULD have no effect if the <b>size</b> or <b>getSize</b> attributes specify that the control is "large".</p> <p data-bbox="493 945 1365 995">The <b>showLabel</b> and <b>getShowLabel</b> attributes are mutually exclusive. If neither attribute is specified, the control SHOULD default to showing its label.</p> <p data-bbox="493 1001 1040 1031">For example, consider the following XML fragment:</p> <pre data-bbox="521 1058 1263 1083">&lt;button id="button" getShowLabel="IsButtonLabelVisible" /&gt;</pre> <p data-bbox="493 1110 1354 1161">In this example, the <b>IsButtonLabelVisible</b> callback function is called when the application needs to determine whether to display the label of the button.</p> <p data-bbox="493 1167 1386 1218">The possible values for this attribute are defined by the <b>ST_Delegate</b> simple type, as specified in section <a href="#">2.3.2</a>.</p>
<p data-bbox="237 1251 383 1325"><b>getSupertip</b> (<b>getSupertip</b> callback)</p>	<p data-bbox="493 1251 1373 1302">Specifies the name of a callback function to be called to determine the supertip of this control.</p> <p data-bbox="493 1308 1308 1358">The <b>getSupertip</b> and <b>supertip</b> attributes are mutually exclusive. If neither attribute is specified, no supertip for this control SHOULD be shown.</p> <p data-bbox="493 1365 1040 1394">For example, consider the following XML fragment:</p> <pre data-bbox="521 1421 1211 1446">&lt;button id="button" getSupertip="GetButtonSupertip" /&gt;</pre> <p data-bbox="493 1474 1328 1524">In this example, the <b>GetButtonSupertip</b> callback function is called when the application needs to determine the supertip of the button.</p> <p data-bbox="493 1530 1386 1581">The possible values for this attribute are defined by the <b>ST_Delegate</b> simple type, as specified in section <a href="#">2.3.2</a>.</p>
<p data-bbox="237 1608 440 1661"><b>getText</b> (<b>getText</b> callback)</p>	<p data-bbox="493 1608 1349 1659">Specifies the name of a callback function to be called to determine the text that SHOULD be displayed in the control.</p> <p data-bbox="493 1665 1040 1694">For example, consider the following XML fragment:</p>






Attributes	Description
	<pre data-bbox="521 218 1149 241">&lt;editBox id="editBox" getText="GetEditBoxText" /&gt;</pre> <p data-bbox="493 275 1289 325">In this example, the <b>GetEditBoxText</b> callback function is called when the application needs to determine the text to display in the control.</p> <p data-bbox="493 331 1386 382">The possible values for this attribute are defined by the <b>ST_Delegate</b> simple type, as specified in section <a href="#">2.3.2</a>.</p>
<b>getVisible</b> ( <b>getVisible</b> callback)	<p data-bbox="493 411 1344 462">Specifies the name of a callback function to be called to determine the visibility state of this control.</p> <p data-bbox="493 468 1386 518">The <b>getVisible</b> and <b>visible</b> attributes are mutually exclusive. If neither attribute is specified, the control SHOULD default to being visible.</p> <p data-bbox="493 525 1040 554">For example, consider the following XML fragment:</p> <pre data-bbox="521 581 1175 604">&lt;button id="button" getVisible="IsButtonVisible" /&gt;</pre> <p data-bbox="493 632 1289 682">In this example, the <b>IsButtonVisible</b> callback function is called when the application needs to determine the visibility of the button.</p> <p data-bbox="493 688 1386 739">The possible values for this attribute are defined by the <b>ST_Delegate</b> simple type, as specified in section <a href="#">2.3.2</a>.</p>
<b>id</b> (control identifier)	<p data-bbox="493 768 1386 848">Specifies the identifier for a custom control. All custom controls MUST have unique identifiers. The identifier of a control SHOULD be passed to callback functions to identify which control corresponds to the function call.</p> <p data-bbox="493 854 1347 905">The <b>id</b>, <b>idQ</b>, and <b>idMso</b> attributes are mutually exclusive. At least one of these attributes MUST be specified.</p> <p data-bbox="493 911 1040 940">For example, consider the following XML fragment:</p> <pre data-bbox="521 968 1019 991">&lt;button id="MyButton" label="Button" /&gt;</pre> <p data-bbox="493 1018 1252 1047">This specifies a custom button control with an identifier of "MyButton".</p> <p data-bbox="493 1054 1386 1104">The possible values for this attribute are defined by the <b>ST_UniqueID</b> simple type, as specified in section <a href="#">2.3.13</a>.</p>
<b>idMso</b> (built-in control identifier)	<p data-bbox="493 1131 954 1161">Specifies the identifier of a built-in control.</p> <p data-bbox="493 1167 1068 1197">The contents of this attribute are application-defined.</p> <p data-bbox="493 1203 1347 1253">The <b>id</b>, <b>idQ</b>, and <b>idMso</b> attributes are mutually exclusive. At least one of these attributes MUST be specified.</p> <p data-bbox="493 1260 1040 1289">For example, consider the following XML fragment:</p> <pre data-bbox="521 1316 829 1339">&lt;control idMso="Bold" /&gt;</pre> <p data-bbox="493 1367 1154 1396">This creates a clone of the control with an identifier of "Bold".</p> <p data-bbox="493 1402 1344 1453">The possible values for this attribute are defined by the <b>ST_ID</b> simple type, as specified in section <a href="#">2.3.5</a>.</p>
<b>idQ</b> (qualified control identifier)	<p data-bbox="493 1474 954 1503">Specifies a qualified identifier for a control.</p> <p data-bbox="493 1509 1386 1560">The <b>idQ</b> attribute can be used to reference controls or containers created by other Custom UI documents.</p> <p data-bbox="493 1566 1347 1617">The <b>id</b>, <b>idQ</b>, and <b>idMso</b> attributes are mutually exclusive. At least one of these attributes MUST be specified.</p> <p data-bbox="493 1623 1040 1652">For example, consider the following XML fragment:</p> <pre data-bbox="521 1680 1312 1730">&lt;customUI   xmlns="http://schemas.microsoft.com/office/2006/01/customui"</pre>

Attributes	Description
	<pre data-bbox="521 201 1122 491"> xmlns:ex="http://www.example.com"&gt; &lt;ribbon&gt;   &lt;tabs&gt;     &lt;tab idQ="ex:OtherTab" label="Shared Tab"&gt;       &lt;group id="MyGroup" label="My Group"&gt;         ...       &lt;/group&gt;     &lt;/tab&gt;   &lt;/tabs&gt; &lt;/ribbon&gt; &lt;/customUI&gt; </pre> <p data-bbox="493 520 1357 625">In this case, <b>ex</b> is an XML namespace prefix for the namespace <code>http://www.example.com</code>. This XML fragment refers to a <b>tab</b> in that namespace with an identifier of "OtherTab". If that tab cannot be found, it is created. A new group belonging to this file is added to the tab.</p> <p data-bbox="493 632 1357 684">The possible values for this attribute are defined by the <b>ST_QID</b> simple type, as specified in section <a href="#">2.3.9</a>.</p>
<b>image</b> (custom image identifier)	<p data-bbox="493 709 1390 785">Specifies the relationship identifier for an image which SHOULD be used as the icon for this control. This attribute is used to specify an embedded picture that resides locally within the containing file.</p> <p data-bbox="493 793 1390 846">The <b>getImage</b>, <b>image</b>, and <b>imageMso</b> attributes are mutually exclusive. If none of these attributes are specified, no icon SHOULD be displayed.</p> <p data-bbox="493 854 1040 882">For example, consider the following XML fragment:</p> <pre data-bbox="521 905 1032 932"> &lt;button id="button" image="ForestPic" /&gt; </pre> <p data-bbox="493 959 1357 1012">This specifies a custom button whose icon SHOULD be the embedded image file referenced by the relationship identifier of "ForestPic".</p> <p data-bbox="493 1020 1357 1073">The possible values for this attribute are defined by the <b>ST_Uri</b> simple type, as specified in section <a href="#">2.3.14</a>.</p>
<b>imageMso</b> (built-in image identifier)	<p data-bbox="493 1094 1390 1146">Specifies the identifier of a built-in image which SHOULD be used as the icon of this control.</p> <p data-bbox="493 1155 1390 1207">The contents of this attribute are application-defined and SHOULD be ignored if not understood.</p> <p data-bbox="493 1215 1390 1268">The <b>getImage</b>, <b>image</b>, and <b>imageMso</b> attributes are mutually exclusive. If none of these attributes are specified, no icon SHOULD be displayed.</p> <p data-bbox="493 1276 1040 1304">For example, consider the following XML fragment:</p> <pre data-bbox="521 1327 1008 1354"> &lt;button id="button" imageMso="Bold" /&gt; </pre> <p data-bbox="493 1381 1300 1434">This specifies a custom button that SHOULD use the built-in image with an identifier of "Bold".</p> <p data-bbox="493 1442 1357 1495">The possible values for this attribute are defined by the <b>ST_ID</b> simple type, as specified in section <a href="#">2.3.5</a>.</p>
<b>insertAfterMso</b> (identifier of built-in control to insert after)	<p data-bbox="493 1514 1357 1566">Specifies the identifier of a built-in control that this control SHOULD be inserted after. If the value of this attribute is not understood, it SHOULD be ignored.</p> <p data-bbox="493 1575 1390 1677">The <b>insertAfterMso</b>, <b>insertAfterQ</b>, <b>insertBeforeMso</b>, and <b>insertBeforeQ</b> attributes are mutually exclusive. If none of these attributes are specified, the controls SHOULD be appended to the existing set of controls, in the order they are defined in the XML.</p> <p data-bbox="493 1686 1040 1713">For example, consider the following XML fragment:</p>

Attributes	Description
	<pre data-bbox="521 218 1289 296">&lt;tab id="MyTab" insertAfterMso="TabHome" label="Custom Tab"&gt; ... &lt;/tab&gt;</pre> <p data-bbox="493 325 1360 380">In this example, a new custom tab with an identifier of "MyTab" is to be inserted after the built-in tab with an identifier of "TabHome".</p> <p data-bbox="493 386 1341 438">The possible values for this attribute are defined by the <b>ST_ID</b> simple type, as specified in section <a href="#">2.3.5</a>.</p>
<p data-bbox="235 464 444 564"><b>insertAfterQ</b> (qualified identifier of control to insert after)</p>	<p data-bbox="493 464 1360 516">Specifies the qualified identifier of a control that this control SHOULD be inserted after. If the value of this attribute is not understood, it SHOULD be ignored.</p> <p data-bbox="493 522 1382 623">The <b>insertAfterMso</b>, <b>insertAfterQ</b>, <b>insertBeforeMso</b>, and <b>insertBeforeQ</b> attributes are mutually exclusive. If none of these attributes are specified, the controls SHOULD be appended to the existing set of controls, in the order they are defined in the XML.</p> <p data-bbox="493 630 1040 657">For example, consider the following XML fragment:</p> <pre data-bbox="521 684 1300 762">&lt;tab id="MyTab" insertAfterQ="x:OtherTab" label="Custom Tab"&gt; ... &lt;/tab&gt;</pre> <p data-bbox="493 791 1360 844">In this example, a new custom tab with an identifier of "MyTab" is to be inserted after the custom tab with a qualified identifier of "x:OtherTab".</p> <p data-bbox="493 850 1360 903">The possible values for this attribute are defined by the <b>ST_QID</b> simple type, as specified in section <a href="#">2.3.9</a>.</p>
<p data-bbox="235 926 453 1026"><b>insertBeforeMso</b> (identifier of built-in control to insert before)</p>	<p data-bbox="493 926 1349 978">Specifies the identifier of a built-in control that this control SHOULD be inserted before. If the value of this attribute is not understood, it SHOULD be ignored.</p> <p data-bbox="493 984 1382 1085">The <b>insertAfterMso</b>, <b>insertAfterQ</b>, <b>insertBeforeMso</b>, and <b>insertBeforeQ</b> attributes are mutually exclusive. If none of these attributes are specified, the controls SHOULD be appended to the existing set of controls, in the order they are defined in the XML.</p> <p data-bbox="493 1092 1040 1119">For example, consider the following XML fragment:</p> <pre data-bbox="521 1146 1300 1224">&lt;tab id="MyTab" insertBeforeMso="TabHome" label="Custom Tab"&gt; ... &lt;/tab&gt;</pre> <p data-bbox="493 1253 1360 1306">In this example, a new custom tab with an identifier of "MyTab" is to be inserted before the built-in tab with an identifier of "TabHome".</p> <p data-bbox="493 1312 1341 1365">The possible values for this attribute are defined by the <b>ST_ID</b> simple type, as specified in section <a href="#">2.3.5</a>.</p>
<p data-bbox="235 1388 440 1488"><b>insertBeforeQ</b> (qualified identifier of control to insert before)</p>	<p data-bbox="493 1388 1360 1440">Specifies the qualified identifier of a control that this control SHOULD be inserted before. If the value of this attribute is not understood, it SHOULD be ignored.</p> <p data-bbox="493 1446 1382 1547">The <b>insertAfterMso</b>, <b>insertAfterQ</b>, <b>insertBeforeMso</b>, and <b>insertBeforeQ</b> attributes are mutually exclusive. If none of these attributes are specified, the controls SHOULD be appended to the existing set of controls, in the order they are defined in the XML.</p> <p data-bbox="493 1554 1040 1581">For example, consider the following XML fragment:</p> <pre data-bbox="521 1608 1313 1686">&lt;tab id="MyTab" insertBeforeQ="x:OtherTab" label="Custom Tab"&gt; ... &lt;/tab&gt;</pre>

Attributes	Description
	<p>In this example, a new custom tab with an identifier of "MyTab" is to be inserted before the custom tab with a qualified identifier of "x:OtherTab".</p> <p>The possible values for this attribute are defined by the <b>ST_QID</b> simple type, as specified in section <a href="#">2.3.9</a>.</p>
<p><b>keytip</b> (keytip)</p>	<p>Specifies a <b>string</b> to be used as the suggested KeyTip for this control.</p> <p>The <b>keytip</b> and <b>getKeytip</b> attributes are mutually exclusive. If neither attribute is specified, the application SHOULD generate a KeyTip for the control automatically.</p> <p>For example, consider a button with KeyTip 'K', as follows:</p>  <p>This is specified using the following XML fragment:</p> <pre data-bbox="521 621 1211 646">&lt;button id="button" imageMso="HappyFace" keytip="K" /&gt;</pre> <p>The possible values for this attribute are defined by the <b>ST_Keytip</b> simple type, as specified in section <a href="#">2.3.7</a>.</p>
<p><b>label</b> (label)</p>	<p>Specifies a <b>string</b> to be used as the label for this control.</p> <p>The <b>label</b> and <b>getLabel</b> attributes are mutually exclusive. If neither attribute is specified, no label SHOULD be displayed.</p> <p>For example, consider the following XML fragment:</p> <pre data-bbox="521 898 1084 924">&lt;button id="button" label="Custom Button" /&gt;</pre> <p>This specifies a custom button with a <b>label</b> of "Custom Button".</p> <p>The possible values for this attribute are defined by the <b>ST_String</b> simple type, as specified in section <a href="#">2.3.11</a>.</p>
<p><b>maxLength</b> (maximum input <b>string</b> length)</p>	<p>Specifies an <b>integer</b> to be used as the maximum length of a <b>string</b> that can be entered into the control.</p> <p>If the <b>maxLength</b> attribute is omitted, the length of the input <b>string</b> SHOULD NOT be limited except by application-specific constraints.</p> <p>For example, consider the following XML fragment:</p> <pre data-bbox="521 1234 1019 1260">&lt;editBox id="editBox" maxLength="10" /&gt;</pre> <p>This specifies an edit box control that can only accept <b>strings</b> up to 10 characters in length.</p> <p>The possible values for this attribute are defined by the <b>ST_StringLength</b> simple type, as specified in section <a href="#">2.3.12</a>.</p>
<p><b>onChange</b> (<b>onChange</b> callback)</p>	<p>Specifies the name of a callback function to be called when the text in the control has been changed by the user.</p> <p>For example, consider the following XML fragment:</p> <pre data-bbox="521 1535 1211 1560">&lt;editBox id="editBox" onChange="EditBoxTextChanged" /&gt;</pre> <p>This specifies an edit box control that calls the <b>EditBoxTextChanged</b> callback function when the user inputs a text <b>string</b>.</p> <p>The possible values for this attribute are defined by the <b>ST_Delegate</b> simple type, as specified in section <a href="#">2.3.2</a>.</p>

Attributes	Description
<p><b>screentip</b> (screentip)</p>	<p>Specifies a <b>string</b> to be shown as the screentip for this control.</p> <p>The <b>screentip</b> and <b>getScreentip</b> attributes are mutually exclusive. If neither attribute is specified, the application SHOULD display the label of the control as the screentip or display no screentip at all.</p> <p>For example, consider a button with a screentip, as follows:</p>  <p>This is specified using the following XML fragment:</p> <pre data-bbox="521 751 1224 806">&lt;button id="button" imageMso="HappyFace" label="Button" size="large" screentip="This is the screentip" /&gt;</pre> <p>The possible values for this attribute are defined by the <b>ST_String</b> simple type, as specified in section <a href="#">2.3.11</a>.</p>
<p><b>showImage</b> (show image)</p>	<p>Specifies whether this control displays an icon.</p> <p>This attribute SHOULD have no effect if the <b>size</b> or <b>getSize</b> attributes specify that the control is "large".</p> <p>The <b>showImage</b> and <b>getShowImage</b> attributes are mutually exclusive. If neither attribute is specified, the control SHOULD display its icon.</p> <p>For example, consider a button that does not display an icon, as follows:</p>  <p>This is specified using the following XML fragment:</p> <pre data-bbox="521 1329 995 1383">&lt;button id="button" showImage="false" label="Button with no icon" /&gt;</pre> <p>The possible values for this attribute are defined by the XML schema <b>boolean</b> datatype.</p>
<p><b>showLabel</b> (Show Label)</p>	<p>Specifies whether this control displays its label.</p> <p>This attribute SHOULD have no effect if the <b>size</b> or <b>getSize</b> attributes specify that the control is "large".</p> <p>The <b>showLabel</b> and <b>getShowLabel</b> attributes are mutually exclusive. If neither attribute is specified, the control SHOULD default to showing its label.</p> <p>For example, consider the following XML fragment:</p> <pre data-bbox="521 1688 1174 1715">&lt;button id="button" label="Label" showLabel="false"</pre>

Attributes	Description
	<p><code>imageMso="HappyFace" /&gt;</code></p> <p>This specifies a <b>button</b> that has a <b>label</b>, but does not show it. Even though the <b>label</b> is hidden, it is provided to accessibility tools.</p> <p>The possible values for this attribute are defined by the XML schema <b>boolean</b> datatype.</p>
<p><b>sizeString</b> (size string)</p>	<p>Specifies a string whose size is used to determine the width of the text input area of this control.</p> <p>If this attribute is omitted, the application SHOULD determine the width of the text input area of the control automatically.</p> <p>For example, consider the following XML fragment:</p> <pre data-bbox="521 562 1175 583">&lt;editBox id="editBox" sizeString="XXXXXXXXXXXXXXXX" /&gt;</pre> <p>This specifies an edit box control that is wide enough to display the <b>string</b> "XXXXXXXXXXXXXXXX".</p> <p>The possible values for this attribute are defined by the <b>ST_String</b> simple type, as specified in section <a href="#">2.3.11</a>.</p>
<p><b>supertip</b> (supertip)</p>	<p>Specifies a <b>string</b> to be shown as the supertip of the control.</p> <p>The <b>supertip</b> and <b>getSupertip</b> attributes are mutually exclusive. If neither attribute is specified no supertip for this control SHOULD be shown.</p> <p>For example, consider a control with a supertip, as follows:</p>  <p>This is specified using the following XML fragment:</p> <pre data-bbox="521 1318 1224 1392">&lt;button id="button" imageMso="HappyFace" label="Button"   size="large" screentip="Screentip"   supertip="This is the supertip string" /&gt;</pre> <p>The possible values for this attribute are defined by the <b>ST_String</b> simple type, as specified in section <a href="#">2.3.11</a>.</p>
<p><b>tag</b> (tag)</p>	<p>Specifies an arbitrary <b>string</b> that can be used to hold data or identify the control. The contents of this attribute SHOULD be passed to any callback functions specified on this control.</p> <p>If this attribute is omitted, the control's <b>tag</b> value SHOULD default to an empty <b>string</b>.</p> <p>For example, consider the following XML fragment:</p> <pre data-bbox="521 1696 1122 1717">&lt;button id="button" label="Button" tag="123456"</pre>

Attributes	Description
	<pre>onAction="ButtonClicked" /&gt;</pre> <p>This specifies a <b>button</b> with a <b>tag</b> value of "123456", which is passed to the <b>ButtonClicked</b> callback function.</p> <p>The possible values for this attribute are defined by the <b>ST_String</b> simple type, as specified in section <a href="#">2.3.11</a>.</p>
<b>visible</b> (control visibility)	<p>Specifies the visibility state of the control.</p> <p>The <b>getVisible</b> and <b>visible</b> attributes are mutually exclusive. If these attributes are omitted, the control SHOULD default to being visible.</p> <p>For example, consider the following XML fragment:</p> <pre>&lt;tab idMso="TabHome" visible="false" /&gt;</pre> <p>In this example, the built-in tab with an identifier of "TabHome" is hidden.</p> <p>The possible values for this attribute are defined by the XML schema <b>boolean</b> datatype.</p>

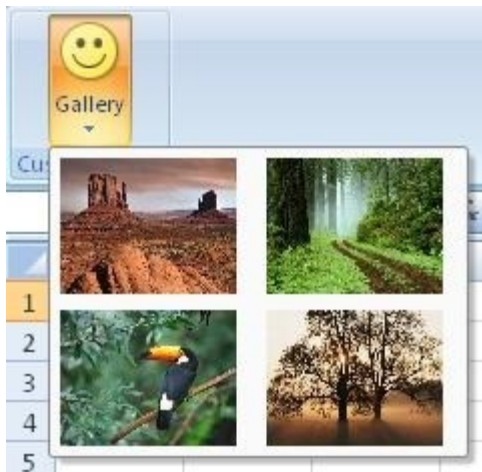
The following XML schema fragment defines the contents of this element:

```
<complexType name="CT_EditBox">
  <complexContent>
    <extension base="CT_Control">
      <attributeGroup ref="AG_Enabled"/>
      <attributeGroup ref="AG_Image"/>
      <attribute name="maxLength" type="ST_StringLength" use="optional"/>
      <attribute name="getText" type="ST_Delegate" use="optional"/>
      <attribute name="onChange" type="ST_Delegate" use="optional"/>
      <attribute name="sizeString" type="ST_String" use="optional"/>
    </extension>
  </complexContent>
</complexType>
```

### 2.2.21 gallery (Gallery)

This element specifies a gallery control, which displays a drop-down grid of items that the user can select from. A gallery can optionally have buttons following its selection items.

For example, consider a gallery control that shows a selection of pictures, as follows:



**Figure 12: A gallery control**

This is specified using the following XML fragment:

```
<gallery id="gallery" label="Gallery" itemWidth="88" itemHeight="68"
  size="large" imageMso="HappyFace" >
  <item id="item1" image="Desert" />
  <item id="item2" image="Forest" />
  <item id="item3" image="Toucan" />
  <item id="item4" image="Tree" />
</gallery>
```

The following table summarizes the elements that are parents of this element.

Parent Elements
<b>box</b> (section <a href="#">2.2.1</a> ); <b>group</b> (section <a href="#">2.2.23</a> )

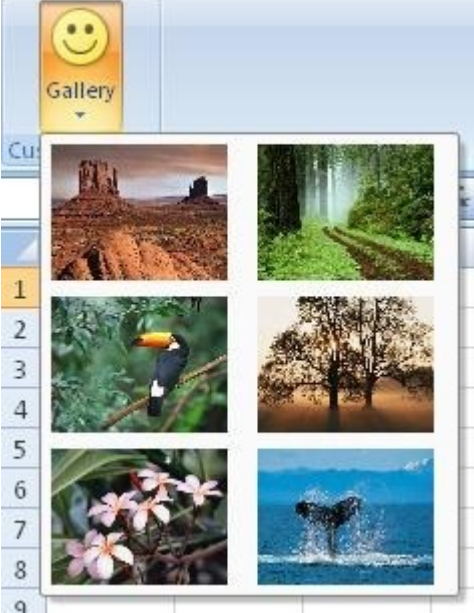
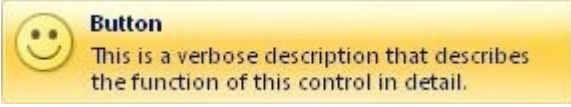
The following table summarizes the child elements of this element.

Child Elements	Section
<b>button</b> (Unsize Button)	<a href="#">2.2.3</a>
<b>item</b> (Selection Item)	<a href="#">2.2.24</a>

The following table summarizes the attributes of this element.

Attributes	Description
<b>columns</b> (column count)	Specifies the number of columns that the gallery's items SHOULD be arranged into. If the <b>columns</b> attribute is omitted, the application SHOULD choose the number of columns automatically based on the number of items. For example, consider a gallery control with six items arranged into two columns, as follows:



Attributes	Description
	 <p>This is specified using the following XML fragment:</p> <pre data-bbox="609 877 1234 1117">&lt;gallery id="gallery" label="Gallery" columns="2"   size="large" imageMso="HappyFace" &gt;   &lt;item id="item1" image="Desert" /&gt;   &lt;item id="item2" image="Forest" /&gt;   &lt;item id="item3" image="Toucan" /&gt;   &lt;item id="item4" image="Tree" /&gt;   &lt;item id="item5" image="Flowers" /&gt;   &lt;item id="item6" image="Whale" /&gt; &lt;/gallery&gt;</pre> <p>The possible values for this attribute are defined by the <b>ST_GalleryRowColumnCount</b> simple type, as specified in section <a href="#">2.3.4</a>.</p>
<p><b>description</b> (description)</p>	<p>Specifies a detailed description of the control, which SHOULD be displayed in detailed views.</p> <p>The <b>description</b> and <b>getDescription</b> attributes are mutually exclusive. If neither attribute is specified, the control SHOULD NOT display any detailed text.</p> <p>For example, consider a button with a detailed description, as follows:</p>  <p>This is specified using the following XML fragment:</p> <pre data-bbox="609 1570 1364 1642">&lt;button id="button" label="Button" imageMso="HappyFace"   description="This is a verbose description that describes   the function of this control in detail." /&gt;</pre> <p>The possible values for this attribute are defined by the <b>ST_LongString</b> simple type, as specified in section <a href="#">2.3.8</a>.</p>

Attributes	Description
<p><b>enabled</b> (enabled state)</p>	<p>Specifies the enabled state of the control.</p> <p>The <b>getEnabled</b> and <b>enabled</b> attributes are mutually exclusive. If neither attribute is specified, the control SHOULD default to being enabled.</p> <p>This attribute cannot be used to enable a built-in control that would otherwise be disabled by the application.</p> <p>For example, consider the following XML fragment:</p> <pre data-bbox="610 415 1360 464">&lt;button id="button" label="Disabled Button" enabled="false" /&gt;</pre> <p>This specifies a new button that is disabled. A permanently disabled button is not very useful, thus the <b>enabled</b> attribute is not commonly used.</p> <p>The possible values for this attribute are defined by the XML schema <b>boolean</b> datatype.</p>
<p><b>getDescription</b> (<b>getDescription</b> callback)</p>	<p>Specifies the name of a callback function to be called to determine the detailed description of this control.</p> <p>The <b>getDescription</b> and <b>description</b> attributes are mutually exclusive. If neither attribute is specified, the control SHOULD NOT display any detailed text.</p> <p>For example, consider the following XML fragment:</p> <pre data-bbox="610 827 1377 848">&lt;button id="button" getDescription="GetButtonDescription" /&gt;</pre> <p>In this example, the <b>GetButtonDescription</b> callback function is called when the application needs to determine the detailed description of the button.</p> <p>The possible values for this attribute are defined by the <b>ST_Delegate</b> simple type, as specified in section <a href="#">2.3.2</a>.</p>
<p><b>getEnabled</b> (<b>getEnabled</b> callback)</p>	<p>Specifies the name of a callback function to be called to determine the enabled state of this control.</p> <p>The <b>getEnabled</b> and <b>enabled</b> attributes are mutually exclusive. If neither attribute is specified, the control SHOULD default to being enabled.</p> <p>For example, consider the following XML fragment:</p> <pre data-bbox="610 1213 1260 1234">&lt;button id="button" getEnabled="IsButtonEnabled" /&gt;</pre> <p>In this example, the <b>IsButtonEnabled</b> callback function is called when the application needs to determine the enabled state of the button.</p> <p>The possible values for this attribute are defined by the <b>ST_Delegate</b> simple type, as specified in section <a href="#">2.3.2</a>.</p>
<p><b>getImage</b> (<b>getImage</b> callback)</p>	<p>Specifies the name of a callback function to be called to determine the icon of this control.</p> <p>The <b>getImage</b>, <b>image</b>, and <b>imageMso</b> attributes are mutually exclusive. If none of these attributes are specified, no icon SHOULD be displayed.</p> <p>For example, consider the following XML fragment:</p> <pre data-bbox="610 1575 1224 1596">&lt;button id="button" getImage="GetButtonImage" /&gt;</pre> <p>In this example, the <b>GetButtonImage</b> callback function is called when the application needs to determine the icon of the button.</p> <p>The possible values for this attribute are defined by the <b>ST_Delegate</b></p>

Attributes	Description
	simple type, as specified in section <a href="#">2.3.2</a> .
<b>getItemCount</b> <b>(getItemCount</b> callback)	<p>Specifies the name of a callback function to be called to determine the number of selection items in this control.</p> <p>If this attribute is omitted, the control SHOULD display any selection items that are specified as child elements. If no such items are specified, the control SHOULD be empty.</p> <p>For example, consider the following XML fragment:</p> <pre data-bbox="610 449 1365 474">&lt;gallery id="gallery" getItemCount="GetGalleryItemCount" /&gt;</pre> <p>In this example, the <b>GetGalleryItemCount</b> callback function is called when the application needs to determine the number of items in the gallery.</p> <p>The possible values for this attribute are defined by the <b>ST_Delegate</b> simple type, as specified in section <a href="#">2.3.2</a>.</p>
<b>getItemHeight</b> <b>(getItemHeight</b> callback)	<p>Specifies the name of a callback function to be called to determine the height of the selection items in this control.</p> <p>The <b>itemHeight</b> and <b>getItemHeight</b> attributes are mutually exclusive. If neither attribute is specified, the items SHOULD all take the size of the first item, based on its contents.</p> <p>The <b>getItemHeight</b> and <b>getItemWidth</b> attributes are mutually required. If only one of the attributes is specified, its value is ignored.</p> <p>For example, consider the following XML fragment:</p> <pre data-bbox="610 919 1325 995">&lt;gallery id="gallery" getItemCount="GetGalleryItemCount"   getItemHeight="GetGalleryItemHeight"   getItemWidth="GetGalleryItemWidth" /&gt;</pre> <p>In this example, the <b>GetGalleryItemHeight</b> callback function is called when the application needs to determine the height of the items in the gallery.</p> <p>The possible values for this attribute are defined by the <b>ST_Delegate</b> simple type, as specified in section <a href="#">2.3.2</a>.</p>
<b>getItemID</b> ( <b>getItemID</b> callback)	<p>Specifies the name of a callback function to be called to determine the identifier of a specific dynamically-created selection item, identified by index.</p> <p>If this attribute is omitted, dynamically-created selection items SHOULD have empty identifiers.</p> <p>For example, consider the following XML fragment:</p> <pre data-bbox="610 1381 1325 1436">&lt;gallery id="gallery" getItemCount="GetGalleryItemCount"   getItemID="GetGalleryItemID" /&gt;</pre> <p>In this example, the <b>GetGalleryItemID</b> callback function is called when the application needs to determine the identifier of a selection item.</p> <p>The possible values for this attribute are defined by the <b>ST_Delegate</b> simple type, as specified in section <a href="#">2.3.2</a>.</p>
<b>getItemImage</b> <b>(getItemImage</b> callback)	<p>Specifies the name of a callback function to be called to determine the icon of a specific dynamically-created selection item, identified by index.</p> <p>If this attribute is omitted, dynamically-created selection items SHOULD NOT display icons.</p>

Attributes	Description
	<p>For example, consider the following XML fragment:</p> <pre data-bbox="610 254 1321 302">&lt;gallery id="gallery" getItemCount="GetGalleryItemCount" getItemImage="GetGalleryItemImage" /&gt;</pre> <p>In this example, the <b>GetGalleryItemImage</b> callback function is called when the application needs to determine the icon of a selection item.</p> <p>The possible values for this attribute are defined by the <b>ST_Delegate</b> simple type, as specified in section <a href="#">2.3.2</a>.</p>
<p><b>getItemLabel</b> (<b>getItemLabel</b> callback)</p>	<p>Specifies the name of a callback function to be called to determine the label of a specific dynamically-created selection item, identified by index. If this attribute is omitted, dynamically-created selection items SHOULD NOT display labels.</p> <p>For example, consider the following XML fragment:</p> <pre data-bbox="610 642 1321 690">&lt;gallery id="gallery" getItemCount="GetGalleryItemCount" getItemLabel="GetGalleryItemLabel" /&gt;</pre> <p>In this example, the <b>GetGalleryItemLabel</b> callback function is called when the application needs to determine the label of a selection item.</p> <p>The possible values for this attribute are defined by the <b>ST_Delegate</b> simple type, as specified in section <a href="#">2.3.2</a>.</p>
<p><b>getItemScreentip</b> (<b>getItemScreentip</b> callback)</p>	<p>Specifies the name of a callback function to be called to determine the screentip of a specific dynamically-created selection item, identified by index. If this attribute is omitted, dynamically-created selection items SHOULD use their labels as their screentips, or display no screentips at all.</p> <p>For example, consider the following XML fragment:</p> <pre data-bbox="610 1056 1321 1104">&lt;gallery id="gallery" getItemCount="GetGalleryItemCount" getItemScreentip="GetGalleryItemScreentip" /&gt;</pre> <p>In this example, the <b>GetGalleryItemScreentip</b> callback function is called when the application needs to determine the screentip of a selection item.</p> <p>The possible values for this attribute are defined by the <b>ST_Delegate</b> simple type, as specified in section <a href="#">2.3.2</a>.</p>
<p><b>getItemSupertip</b> (<b>getItemSupertip</b> callback)</p>	<p>Specifies the name of a callback function to be called to determine the supertip of a specific dynamically-created selection item, identified by index. If this attribute is omitted, dynamically-created selection items SHOULD NOT display supertips.</p> <p>For example, consider the following XML fragment:</p> <pre data-bbox="610 1467 1321 1516">&lt;gallery id="gallery" getItemCount="GetGalleryItemCount" getItemSupertip="GetGalleryItemSupertip" /&gt;</pre> <p>In this example, the <b>GetGalleryItemSupertip</b> callback function is called when the application needs to determine the supertip of a selection item.</p> <p>The possible values for this attribute are defined by the <b>ST_Delegate</b> simple type, as specified in section <a href="#">2.3.2</a>.</p>
<p><b>getItemWidth</b></p>	<p>Specifies the name of a callback function to be called to determine the</p>

Attributes	Description
<b>(getItemWidth</b> callback)	<p>width of the selection items in this control.</p> <p>The <b>itemWidth</b> and <b>getItemWidth</b> attributes are mutually exclusive. If neither attribute is specified, the items SHOULD all take the size of the first item, based on its contents.</p> <p>The <b>getItemHeight</b> and <b>getItemWidth</b> attributes are mutually required. If only one of the attributes is specified, its value is ignored.</p> <p>For example, consider the following XML fragment:</p> <pre data-bbox="610 432 1325 506">&lt;gallery id="gallery" getItemCount="GetGalleryItemCount" getItemHeight="GetGalleryItemHeight" getItemWidth="GetGalleryItemWidth" /&gt;</pre> <p>In this example, the <b>GetGalleryItemWidth</b> callback function is called when the application needs to determine the width of the items in the gallery.</p> <p>The possible values for this attribute are defined by the <b>ST_Delegate</b> simple type, as specified in section <a href="#">2.3.2</a>.</p>
<b>getKeytip</b> ( <b>getKeytip</b> callback)	<p>Specifies the name of a callback function to be called to determine the suggested KeyTip of this control.</p> <p>The <b>getKeytip</b> and <b>keytip</b> attributes are mutually exclusive. If neither attribute is specified, the application SHOULD generate a KeyTip for the control automatically.</p> <p>For example, consider the following XML fragment:</p> <pre data-bbox="610 894 1243 926">&lt;button id="button" getKeytip="GetButtonKeytip" /&gt;</pre> <p>In this example, the <b>GetButtonKeytip</b> callback function is called when the application needs to determine the KeyTip of the <b>button</b>.</p> <p>The possible values for this attribute are defined by the <b>ST_Delegate</b> simple type, as specified in section <a href="#">2.3.2</a>.</p>
<b>getLabel</b> ( <b>getLabel</b> callback)	<p>Specifies the name of a callback function to be called to determine the label of this control.</p> <p>The <b>getLabel</b> and <b>label</b> attributes are mutually exclusive. If neither attribute is specified, no label SHOULD be displayed.</p> <p>For example, consider the following XML fragment:</p> <pre data-bbox="610 1251 1227 1283">&lt;button id="button" getLabel="GetButtonLabel" /&gt;</pre> <p>In this example, the <b>GetButtonLabel</b> callback function is called when the application needs to determine the label of the button.</p> <p>The possible values for this attribute are defined by the <b>ST_Delegate</b> simple type, as specified in section <a href="#">2.3.2</a>.</p>
<b>getScreentip</b> ( <b>getScreentip</b> callback)	<p>Specifies the name of a callback function to be called to determine the screentip of this control.</p> <p>The <b>getScreentip</b> and <b>screentip</b> attributes are mutually exclusive. If neither attribute is specified, the application SHOULD display the label of the control as the screentip or display no screentip at all.</p> <p>For example, consider the following XML fragment:</p> <pre data-bbox="610 1640 1325 1671">&lt;button id="button" getScreentip="GetButtonScreentip" /&gt;</pre> <p>In this example, the <b>GetButtonScreentip</b> callback function is called when</p>

Attributes	Description
	<p>the application needs to determine the screentip of the button.</p> <p>The possible values for this attribute are defined by the <b>ST_Delegate</b> simple type, as specified in section <a href="#">2.3.2</a>.</p>
<p><b>getSelectedItemID</b> (<b>getSelectedItemID</b> callback)</p>	<p>Specifies the name of a callback function to be called to determine the identifier of the item that is selected in this control.</p> <p>The <b>getSelectedItemID</b> and <b>getSelectedItemIndex</b> attributes are mutually exclusive. If neither attribute is specified, the control SHOULD NOT display a selected item.</p> <p>For example, consider the following XML fragment:</p> <pre data-bbox="610 506 1325 583">&lt;gallery id="gallery" getItemCount="GetGalleryItemCount"   getItemID="GetItemID"   getSelectedItemID="GetGallerySelectedItemID" /&gt;</pre> <p>In this example, the <b>GetGallerySelectedItemID</b> callback function is called when the application needs to determine the selected item in the gallery. In this example the callback function returns one of the identifiers returned by the <b>GetItemID</b> callback function.</p> <p>The possible values for this attribute are defined by the <b>ST_Delegate</b> simple type, as specified in section <a href="#">2.3.2</a>.</p>
<p><b>getSelectedItemIndex</b> (<b>getSelectedItemIndex</b> callback)</p>	<p>Specifies the name of a callback function to be called to determine the index of the item to be selected in this control.</p> <p>The <b>getSelectedItemID</b> and <b>getSelectedItemIndex</b> attributes are mutually exclusive. If neither attribute is specified, the control SHOULD NOT display a selected item.</p> <p>For example, consider the following XML fragment:</p> <pre data-bbox="610 999 1325 1052">&lt;gallery id="gallery" getItemCount="GetGalleryItemCount"   getSelectedItemIndex="GetGallerySelectedItemIndex" /&gt;</pre> <p>In this example, the <b>GetGallerySelectedItemIndex</b> callback function is called when the application needs to determine the selected item in the gallery.</p> <p>The possible values for this attribute are defined by the <b>ST_Delegate</b> simple type, as specified in section <a href="#">2.3.2</a>.</p>
<p><b>getShowImage</b> (<b>getShowImage</b> callback)</p>	<p>Specifies the name of a callback function to be called to determine whether the application SHOULD display the icon of this control.</p> <p>This attribute SHOULD have no effect if the <b>size</b> or <b>getSize</b> attributes specify that the control is "large".</p> <p>The <b>showImage</b> and <b>getShowImage</b> attributes are mutually exclusive. If neither attribute is specified, the control SHOULD display its icon.</p> <p>For example, consider the following XML fragment:</p> <pre data-bbox="610 1461 1349 1493">&lt;button id="button" getShowImage="IsButtonImageVisible" /&gt;</pre> <p>In this example, the <b>IsButtonImageVisible</b> callback function is called when the application needs to determine whether to display the icon of the button.</p> <p>The possible values for this attribute are defined by the <b>ST_Delegate</b> simple type, as specified in section <a href="#">2.3.2</a>.</p>
<p><b>getShowLabel</b></p>	<p>Specifies the name of a callback function to be called to determine whether</p>


Attributes	Description
<b>(getShowLabel</b> callback)	<p>the application SHOULD display the label of this control.</p> <p>This attribute SHOULD have no effect if the <b>size</b> or <b>getSize</b> attributes specify that the control is "large".</p> <p>The <b>showLabel</b> and <b>getShowLabel</b> attributes are mutually exclusive. If neither attribute is specified, the control SHOULD default to showing its label.</p> <p>For example, consider the following XML fragment:</p> <pre data-bbox="610 432 1349 453" style="text-align: center;">&lt;button id="button" getShowLabel="IsButtonLabelVisible" /&gt;</pre> <p>In this example, the <b>IsButtonLabelVisible</b> callback function is called when the application needs to determine whether to display the label of the button.</p> <p>The possible values for this attribute are defined by the <b>ST_Delegate</b> simple type, as specified in section <a href="#">2.3.2</a>.</p>
<b>getSize</b> ( <b>getSize</b> callback)	<p>Specifies the name of a callback function to be called to determine the size of this control.</p> <p>The <b>getSize</b> and <b>size</b> attributes are mutually exclusive. If neither attribute is specified, the control's size SHOULD default to the normal size.</p> <p>For example, consider the following XML fragment:</p> <pre data-bbox="610 821 1195 842" style="text-align: center;">&lt;button id="button" getSize="GetButtonSize" /&gt;</pre> <p>In this example, the <b>GetButtonSize</b> callback function is called when the application needs to determine the size of the button.</p> <p>The possible values for this attribute are defined by the <b>ST_Delegate</b> simple type, as specified in section <a href="#">2.3.2</a>.</p>
<b>getSupertip</b> ( <b>getSupertip</b> callback)	<p>Specifies the name of a callback function to be called to determine the supertip of this control.</p> <p>The <b>getSupertip</b> and <b>supertip</b> attributes are mutually exclusive. If neither attribute is specified, no supertip for this control SHOULD be shown.</p> <p>For example, consider the following XML fragment:</p> <pre data-bbox="610 1209 1292 1230" style="text-align: center;">&lt;button id="button" getSupertip="GetButtonSupertip" /&gt;</pre> <p>In this example, the <b>GetButtonSupertip</b> callback function is called when the application needs to determine the supertip of the button.</p> <p>The possible values for this attribute are defined by the <b>ST_Delegate</b> simple type, as specified in section <a href="#">2.3.2</a>.</p>
<b>getVisible</b> ( <b>getVisible</b> callback)	<p>Specifies the name of a callback function to be called to determine the visibility state of this control.</p> <p>The <b>getVisible</b> and <b>visible</b> attributes are mutually exclusive. If neither attribute is specified, the control SHOULD default to being visible.</p> <p>For example, consider the following XML fragment:</p> <pre data-bbox="610 1566 1260 1587" style="text-align: center;">&lt;button id="button" getVisible="IsButtonVisible" /&gt;</pre> <p>In this example, the <b>IsButtonVisible</b> callback function is called when the application needs to determine the visibility of the button.</p> <p>The possible values for this attribute are defined by the <b>ST_Delegate</b></p>


Attributes	Description
	simple type, as specified in section <a href="#">2.3.2</a> .
<b>id</b> (control identifier)	<p>Specifies the identifier for a custom control. All custom controls <b>MUST</b> have unique identifiers. The identifier of a control <b>SHOULD</b> be passed to callback functions to identify which control corresponds to the function call.</p> <p>The <b>id</b>, <b>idQ</b>, and <b>idMso</b> attributes are mutually exclusive. At least one of these attributes <b>MUST</b> be specified.</p> <p>For example, consider the following XML fragment:</p> <pre data-bbox="610 449 1105 470">&lt;button id="MyButton" label="Button" /&gt;</pre> <p>This specifies a custom button control with an identifier of "MyButton".</p> <p>The possible values for this attribute are defined by the <b>ST_UniqueID</b> simple type, as specified in section <a href="#">2.3.13</a>.</p>
<b>idMso</b> (built-in control identifier)	<p>Specifies the identifier of a built-in control.</p> <p>The contents of this attribute are application-defined.</p> <p>The <b>id</b>, <b>idQ</b>, and <b>idMso</b> attributes are mutually exclusive. At least one of these attributes <b>MUST</b> be specified.</p> <p>For example, consider the following XML fragment:</p> <pre data-bbox="610 789 915 810">&lt;control idMso="Bold" /&gt;</pre> <p>This creates a clone of the control with an identifier of "Bold".</p> <p>The possible values for this attribute are defined by the <b>ST_ID</b> simple type, as specified in section <a href="#">2.3.5</a>.</p>
<b>idQ</b> (qualified control identifier)	<p>Specifies a qualified identifier for a control.</p> <p>The <b>idQ</b> attribute can be used to reference controls or containers created by other Custom UI documents.</p> <p>The <b>id</b>, <b>idQ</b>, and <b>idMso</b> attributes are mutually exclusive. At least one of these attributes <b>MUST</b> be specified.</p> <p>For example, consider the following XML fragment:</p> <pre data-bbox="610 1163 1373 1524">&lt;customUI xmlns="http://schemas.microsoft.com/office/2006/01/customui" xmlns:ex="http://www.example.com"&gt;   &lt;ribbon&gt;     &lt;tabs&gt;       &lt;tab idQ="ex:OtherTab" label="Shared Tab"&gt;         &lt;group id="MyGroup" label="My Group"&gt;           ...         &lt;/group&gt;       &lt;/tab&gt;     &lt;/tabs&gt;   &lt;/ribbon&gt; &lt;/customUI&gt;</pre> <p>In this case, <b>ex</b> is an XML namespace prefix for the namespace <a href="http://www.example.com">http://www.example.com</a>. This XML fragment refers to a <b>tab</b> in that namespace with an identifier of "OtherTab". If that tab cannot be found, it is created. A new group belonging to this file is added to the tab.</p> <p>The possible values for this attribute are defined by the <b>ST_QID</b> simple type, as specified in section <a href="#">2.3.9</a>.</p>





Attributes	Description
<b>image</b> (custom image identifier)	<p>Specifies the relationship identifier for an image which SHOULD be used as the icon for this control. This attribute is used to specify an embedded picture that resides locally within the containing file.</p> <p>The <b>getImage</b>, <b>image</b>, and <b>imageMso</b> attributes are mutually exclusive. If none of these attributes are specified, no icon SHOULD be displayed.</p> <p>For example, consider the following XML fragment:</p> <pre data-bbox="610 407 1122 428">&lt;button id="button" image="ForestPic" /&gt;</pre> <p>This specifies a custom button whose icon SHOULD be the embedded image file referenced by the relationship identifier of "ForestPic".</p> <p>The possible values for this attribute are defined by the <b>ST Uri</b> simple type, as specified in section <a href="#">2.3.14</a>.</p>
<b>imageMso</b> (built-in image identifier)	<p>Specifies the identifier of a built-in image which SHOULD be used as the icon of this control.</p> <p>The contents of this attribute are application-defined and SHOULD be ignored if not understood.</p> <p>The <b>getImage</b>, <b>image</b>, and <b>imageMso</b> attributes are mutually exclusive. If none of these attributes are specified, no icon SHOULD be displayed.</p> <p>For example, consider the following XML fragment:</p> <pre data-bbox="610 827 1094 848">&lt;button id="button" imageMso="Bold" /&gt;</pre> <p>This specifies a custom button that SHOULD use the built-in image with an identifier of "Bold".</p> <p>The possible values for this attribute are defined by the <b>ST ID</b> simple type, as specified in section <a href="#">2.3.5</a>.</p>
<b>insertAfterMso</b> (identifier of built-in control to insert after)	<p>Specifies the identifier of a built-in control that this control SHOULD be inserted after. If the value of this attribute is not understood, it SHOULD be ignored.</p> <p>The <b>insertAfterMso</b>, <b>insertAfterQ</b>, <b>insertBeforeMso</b>, and <b>insertBeforeQ</b> attributes are mutually exclusive. If none of these attributes are specified, the controls SHOULD be appended to the existing set of controls, in the order they are defined in the XML.</p> <p>For example, consider the following XML fragment:</p> <pre data-bbox="610 1262 1377 1339">&lt;tab id="MyTab" insertAfterMso="TabHome" label="Custom Tab"&gt; ... &lt;/tab&gt;</pre> <p>In this example, a new custom tab with an identifier of "MyTab" is to be inserted after the built-in tab with an identifier of "TabHome".</p> <p>The possible values for this attribute are defined by the <b>ST ID</b> simple type, as specified in section <a href="#">2.3.5</a>.</p>
<b>insertAfterQ</b> (qualified identifier of control to insert after)	<p>Specifies the qualified identifier of a control that this control SHOULD be inserted after. If the value of this attribute is not understood, it SHOULD be ignored.</p> <p>The <b>insertAfterMso</b>, <b>insertAfterQ</b>, <b>insertBeforeMso</b>, and <b>insertBeforeQ</b> attributes are mutually exclusive. If none of these attributes are specified, the controls SHOULD be appended to the existing set of controls, in the order they are defined in the XML.</p> <p>For example, consider the following XML fragment:</p>


Attributes	Description
	<pre data-bbox="609 220 1388 294">&lt;tab id="MyTab" insertAfterQ="x:OtherTab" label="Custom Tab"&gt; ... &lt;/tab&gt;</pre> <p data-bbox="581 325 1356 436">In this example, a new custom tab with an identifier of "MyTab" is to be inserted after the custom tab with a qualified identifier of "x:OtherTab". The possible values for this attribute are defined by the <b>ST_QID</b> simple type, as specified in section <a href="#">2.3.9</a>.</p>
<b>insertBeforeMso</b> (identifier of built-in control to insert before)	<p data-bbox="581 462 1380 535">Specifies the identifier of a built-in control that this control SHOULD be inserted before. If the value of this attribute is not understood, it SHOULD be ignored.</p> <p data-bbox="581 546 1372 646">The <b>insertAfterMso</b>, <b>insertAfterQ</b>, <b>insertBeforeMso</b>, and <b>insertBeforeQ</b> attributes are mutually exclusive. If none of these attributes are specified, the controls SHOULD be appended to the existing set of controls, in the order they are defined in the XML.</p> <p data-bbox="581 657 1128 682">For example, consider the following XML fragment:</p> <pre data-bbox="609 709 1388 783">&lt;tab id="MyTab" insertBeforeMso="TabHome" label="Custom Tab"&gt; ... &lt;/tab&gt;</pre> <p data-bbox="581 814 1356 867">In this example, a new custom tab with an identifier of "MyTab" is to be inserted before the built-in tab with an identifier of "TabHome".</p> <p data-bbox="581 877 1339 930">The possible values for this attribute are defined by the <b>ST_ID</b> simple type, as specified in section <a href="#">2.3.5</a>.</p>
<b>insertBeforeQ</b> (qualified identifier of control to insert before)	<p data-bbox="581 955 1380 1029">Specifies the qualified identifier of a control that this control SHOULD be inserted before. If the value of this attribute is not understood, it SHOULD be ignored.</p> <p data-bbox="581 1039 1372 1140">The <b>insertAfterMso</b>, <b>insertAfterQ</b>, <b>insertBeforeMso</b>, and <b>insertBeforeQ</b> attributes are mutually exclusive. If none of these attributes are specified, the controls SHOULD be appended to the existing set of controls, in the order they are defined in the XML.</p> <p data-bbox="581 1150 1128 1176">For example, consider the following XML fragment:</p> <pre data-bbox="609 1203 1323 1297">&lt;tab id="MyTab" insertBeforeQ="x:OtherTab" label="Custom Tab"&gt; ... &lt;/tab&gt;</pre> <p data-bbox="581 1329 1372 1381">In this example, a new custom tab with an identifier of "MyTab" is to be inserted before the custom tab with a qualified identifier of "x:OtherTab".</p> <p data-bbox="581 1392 1356 1444">The possible values for this attribute are defined by the <b>ST_QID</b> simple type, as specified in section <a href="#">2.3.9</a>.</p>
<b>invalidateContentOnDrop</b> (invalidate content on drop)	<p data-bbox="581 1470 1388 1522">Specifies whether this control SHOULD invalidate its contents and re-query for them when the user opens its drop-down menu.</p> <p data-bbox="581 1533 1234 1558">If this attribute is omitted, its value SHOULD default to false.</p> <p data-bbox="581 1568 1128 1593">For example, consider the following XML fragment:</p> <pre data-bbox="609 1621 1356 1694">&lt;comboBox id="comboBox" getItemCount="GetComboBoxItemCount" getItemLabel="GetComboBoxItemLabel" invalidateContentOnDrop="true" /&gt;</pre>


Attributes	Description
	<p>In this example, this combo box SHOULD clear out its items and re-call the <b>GetComboBoxItemCount</b> and <b>GetComboBoxItemLabel</b> callback functions to populate its contents each time the user opens it.</p> <p>The possible values for this attribute are defined by the XML schema <b>boolean</b> datatype.</p>
<p><b>itemHeight</b> (selection item height)</p>	<p>Specifies the height of the selection items in this control.</p> <p>The <b>itemHeight</b> and <b>getItemHeight</b> attributes are mutually exclusive. If neither attribute is specified, the items SHOULD all take the size of the first item, based on its contents.</p> <p>The <b>itemHeight</b> and <b>itemWidth</b> attributes are mutually required. If only one of the attributes is specified, its value is ignored.</p> <p>For example, consider a gallery control with 68 pixel tall items. This is specified using the following XML fragment:</p> <pre data-bbox="610 625 1287 806">&lt;gallery id="gallery" label="Gallery" itemWidth="88"   itemHeight="68" size="large" imageMso="HappyFace" &gt;   &lt;item id="item1" image="Desert" /&gt;   &lt;item id="item2" image="Forest" /&gt;   &lt;item id="item3" image="Toucan" /&gt;   &lt;item id="item4" image="Tree" /&gt; &lt;/gallery&gt;</pre> <p>The possible values for this attribute are defined by the <b>ST_GalleryItemWidthHeight</b> simple type, as specified in section <a href="#">2.3.3</a>.</p>
<p><b>itemWidth</b> (selection item width)</p>	<p>Specifies the width of the selection items in this control.</p> <p>The <b>itemWidth</b> and <b>getItemWidth</b> attributes are mutually exclusive. If neither attribute is specified, the items SHOULD all take the size of the first item, based on its contents.</p> <p>The <b>itemHeight</b> and <b>itemWidth</b> attributes are mutually required. If only one of the attributes is specified, its value is ignored.</p> <p>For example, consider a gallery control with 88 pixel wide items. This is specified using the following XML fragment:</p> <pre data-bbox="610 1171 1287 1352">&lt;gallery id="gallery" label="Gallery" itemWidth="88"   itemHeight="68" size="large" imageMso="HappyFace" &gt;   &lt;item id="item1" image="Desert" /&gt;   &lt;item id="item2" image="Forest" /&gt;   &lt;item id="item3" image="Toucan" /&gt;   &lt;item id="item4" image="Tree" /&gt; &lt;/gallery&gt;</pre> <p>The possible values for this attribute are defined by the <b>ST_GalleryItemWidthHeight</b> simple type, as specified in section <a href="#">2.3.3</a>.</p>
<p><b>keytip</b> (keytip)</p>	<p>Specifies a <b>string</b> to be used as the suggested KeyTip for this control.</p> <p>The <b>keytip</b> and <b>getKeytip</b> attributes are mutually exclusive. If neither attribute is specified, the application SHOULD generate a KeyTip for the control automatically.</p> <p>For example, consider a button with KeyTip 'K', as follows:</p> 

Attributes	Description
	<p>This is specified using the following XML fragment:</p> <pre data-bbox="610 254 1300 279">&lt;button id="button" imageMso="HappyFace" keytip="K" /&gt;</pre> <p>The possible values for this attribute are defined by the <b>ST_Keytip</b> simple type, as specified in section <a href="#">2.3.7</a>.</p>
<p><b>label</b> (label)</p>	<p>Specifies a <b>string</b> to be used as the label for this control.</p> <p>The <b>label</b> and <b>getLabel</b> attributes are mutually exclusive. If neither attribute is specified, no label SHOULD be displayed.</p> <p>For example, consider the following XML fragment:</p> <pre data-bbox="610 531 1170 556">&lt;button id="button" label="Custom Button" /&gt;</pre> <p>This specifies a custom <b>button</b> with a <b>label</b> of "Custom Button".</p> <p>The possible values for this attribute are defined by the <b>ST_String</b> simple type, as specified in section <a href="#">2.3.11</a>.</p>
<p><b>onAction</b> (<b>onAction</b> callback)</p>	<p>Specifies the name of a callback function to be called when this control is invoked by the user.</p> <p>For example, consider the following XML fragment:</p> <pre data-bbox="610 804 1360 852">&lt;button id="button" label="Button" onAction="ButtonClicked" /&gt;</pre> <p>In this example, the button calls the <b>ButtonClicked</b> callback function when it is invoked.</p> <p>The possible values for this attribute are defined by the <b>ST_Delegate</b> simple type, as specified in section <a href="#">2.3.2</a>.</p>
<p><b>rows</b> (row count)</p>	<p>Specifies the number of rows that the gallery's items are arranged into.</p> <p>If the <b>rows</b> attribute is omitted, the application SHOULD choose the number of rows automatically based on the number of items.</p> <p>For example, consider a gallery control with six items arranged into two rows, as follows:</p>  <p>This is specified using the following XML fragment:</p> <pre data-bbox="610 1692 1195 1717">&lt;gallery id="gallery" label="Gallery" rows="2"&gt;</pre>

Attributes	Description
	<pre> size="large" imageMso="HappyFace" &gt; &lt;item id="item1" image="Desert" /&gt; &lt;item id="item2" image="Forest" /&gt; &lt;item id="item3" image="Toucan" /&gt; &lt;item id="item4" image="Tree" /&gt; &lt;item id="item5" image="Flowers" /&gt; &lt;item id="item6" image="Whale" /&gt; &lt;/gallery&gt; </pre> <p>The possible values for this attribute are defined by the <b>ST_GalleryRowColumnCount</b> simple type, as specified in section <a href="#">2.3.4</a>.</p>
<p><b>screentip</b> (screentip)</p>	<p>Specifies a <b>string</b> to be shown as the screentip for this control.</p> <p>The <b>screentip</b> and <b>getScreentip</b> attributes are mutually exclusive. If neither attribute is specified, the application SHOULD display the label of the control as the screentip or display no screentip at all.</p> <p>For example, consider a button with a screentip, as follows:</p>  <p>This is specified using the following XML fragment:</p> <pre> &lt;button id="button" imageMso="HappyFace" label="Button" size="large" screentip="This is the screentip" /&gt; </pre> <p>The possible values for this attribute are defined by the <b>ST_String</b> simple type, as specified in section <a href="#">2.3.11</a>.</p>
<p><b>showImage</b> (show image)</p>	<p>Specifies whether this control displays an icon.</p> <p>This attribute SHOULD have no effect if the <b>size</b> or <b>getSize</b> attributes specify that the control is "large".</p> <p>The <b>showImage</b> and <b>getShowImage</b> attributes are mutually exclusive. If neither attribute is specified, the control SHOULD display its icon.</p> <p>For example, consider a button that does not display an icon, as follows:</p>  <p>This is specified using the following XML fragment:</p> <pre> &lt;button id="button" showImage="false" label="Button with no icon" /&gt; </pre>

Attributes	Description
	<p>The possible values for this attribute are defined by the XML schema <b>boolean</b> datatype.</p>
<p><b>showItemImage</b> (show item image)</p>	<p>Specifies whether this control displays icons on its selection items. If this attribute is omitted, the items' icons SHOULD be shown by default. For example, consider the following XML fragment:</p> <pre data-bbox="609 405 1393 562">&lt;gallery id="gallery" label="Gallery" showItemImage="false" &gt;   &lt;item id="item1" label="Item 1" /&gt;   &lt;item id="item2" label="Item 1" /&gt;   &lt;item id="item3" label="Item 2" /&gt;   &lt;item id="item4" label="Item 3" /&gt; &lt;/gallery&gt;</pre> <p>This specifies a gallery control that does not show any icons on its selection items.</p> <p>The possible values for this attribute are defined by the XML schema <b>boolean</b> datatype.</p>
<p><b>showItemLabel</b> (show item label)</p>	<p>Specifies whether this control displays labels on its selection items. For example, consider the following XML fragment:</p> <pre data-bbox="609 814 1393 972">&lt;gallery id="gallery" label="Gallery" showItemLabel="false" &gt;   &lt;item id="item1" image="Forest" /&gt;   &lt;item id="item2" image="Desert" /&gt;   &lt;item id="item3" image="Mountain " /&gt;   &lt;item id="item4" image="Ocean" /&gt; &lt;/gallery&gt;</pre> <p>In this example, the gallery control does not show any labels on its selection items.</p> <p>The possible values for this attribute are defined by the XML schema <b>boolean</b> datatype.</p>
<p><b>showItemLabel</b> (show item label)</p>	<p>Specifies whether this control displays labels on its selection items. If this attribute is omitted, the item's labels SHOULD be shown by default. For example, consider the following XML fragment:</p> <pre data-bbox="609 1255 1393 1413">&lt;gallery id="gallery" label="Gallery" showItemLabel="false" &gt;   &lt;item id="item1" image="Forest" /&gt;   &lt;item id="item2" image="Desert" /&gt;   &lt;item id="item3" image="Mountain " /&gt;   &lt;item id="item4" image="Ocean" /&gt; &lt;/gallery&gt;</pre> <p>In this example, the gallery control does not show any labels on its selection items.</p> <p>The possible values for this attribute are defined by the XML schema <b>boolean</b> datatype.</p>
<p><b>showLabel</b> (show label)</p>	<p>Specifies whether this control SHOULD display its label. This attribute SHOULD have no effect if the <b>size</b> or <b>getSize</b> attributes specify that the control is "large".</p> <p>The <b>showLabel</b> and <b>getShowLabel</b> attributes are mutually exclusive. If neither attribute is specified, the control SHOULD default to showing its</p>

Attributes	Description
	<p>label.</p> <p>For example, consider the following XML fragment:</p> <pre data-bbox="609 289 1258 338">&lt;button id="button" label="Label" showLabel="false" imageMso="HappyFace" /&gt;</pre> <p>This specifies a <b>button</b> that has a <b>label</b>, but does not show it. Even though the <b>label</b> is hidden, it is provided to accessibility tools.</p> <p>The possible values for this attribute are defined by the XML schema <b>boolean</b> datatype.</p>
<p><b>size</b> (control size)</p>	<p>Specifies the size of the control.</p> <p>The <b>size</b> and <b>getSize</b> attributes are mutually exclusive. If neither attribute is specified, the control's size SHOULD default to the normal size.</p> <p>For example, consider a large button, as follows:</p>  <p>This is specified using the following XML fragment:</p> <pre data-bbox="609 863 1144 890">&lt;toggleButton idMso="Bold" size="large" /&gt;</pre> <p>The possible values for this attribute are defined by the <b>ST_Size</b> simple type, as specified in section <a href="#">2.3.10</a>.</p>
<p><b>sizeString</b> (size string)</p>	<p>Specifies a string whose size is used to determine the width of the text input area of this control.</p> <p>If this attribute is omitted, the application SHOULD determine the width of the text input area of the control automatically.</p> <p>For example, consider the following XML fragment:</p> <pre data-bbox="609 1163 1258 1190">&lt;editBox id="editBox" sizeString="XXXXXXXXXXXXXXXX" /&gt;</pre> <p>This specifies an edit box control that is wide enough to display the <b>string</b> "XXXXXXXXXXXXXXXX".</p> <p>The possible values for this attribute are defined by the <b>ST_String</b> simple type, as specified in section <a href="#">2.3.11</a>.</p>
<p><b>supertip</b> (supertip)</p>	<p>Specifies a <b>string</b> to be shown as the supertip of the control.</p> <p>The <b>supertip</b> and <b>getSupertip</b> attributes are mutually exclusive. If neither attribute is specified no supertip for this control SHOULD be shown.</p> <p>For example, consider a control with a supertip, as follows:</p>

Attributes	Description
	 <p>This is specified using the following XML fragment:</p> <pre data-bbox="609 640 1312 716">&lt;button id="button" imageMso="HappyFace" label="Button" size="large" screentip="Screentip" supertip="This is the supertip string" /&gt;</pre> <p>The possible values for this attribute are defined by the <b>ST_String</b> simple type, as specified in section <a href="#">2.3.11</a>.</p>
<b>tag</b> (tag)	<p>Specifies an arbitrary <b>string</b> that can be used to hold data or identify the control. The contents of this attribute SHOULD be passed to any callback functions specified on this control.</p> <p>If this attribute is omitted, the control's <b>tag</b> value SHOULD default to an empty <b>string</b>.</p> <p>For example, consider the following XML fragment:</p> <pre data-bbox="609 1018 1209 1073">&lt;button id="button" label="Button" tag="123456" onAction="ButtonClicked" /&gt;</pre> <p>This specifies a <b>button</b> with a <b>tag</b> value of "123456", which is passed to the <b>ButtonClicked</b> callback function.</p> <p>The possible values for this attribute are defined by the <b>ST_String</b> simple type, as specified in section <a href="#">2.3.11</a>.</p>
<b>visible</b> (control visibility)	<p>Specifies the visibility state of the control.</p> <p>The <b>getVisible</b> and <b>visible</b> attributes are mutually exclusive. If these attributes are omitted, the control SHOULD default to being visible.</p> <p>For example, consider the following XML fragment:</p> <pre data-bbox="609 1375 1112 1409">&lt;tab idMso="TabHome" visible="false" /&gt;</pre> <p>In this example, the built-in tab with an identifier of "TabHome" is hidden.</p> <p>The possible values for this attribute are defined by the XML schema <b>boolean</b> datatype.</p>

The following XML schema fragment defines the contents of this element:

```
<complexType name="CT_Gallery">
  <complexContent>
    <extension base="CT_GalleryRegular">
      <attributeGroup ref="AG_SizeAttributes"/>
    </extension>
  </complexContent>
</complexType>
```



```

    </extension>
  </complexContent>
</complexType>

```

## 2.2.22 gallery (Unsize Gallery)

This element specifies a gallery which, because of its location, cannot have its size changed. The **size** attribute is not present. It otherwise behaves identically to the regular **gallery** element, as specified in section [2.2.21](#).

The following table summarizes the elements that are parents of this element.

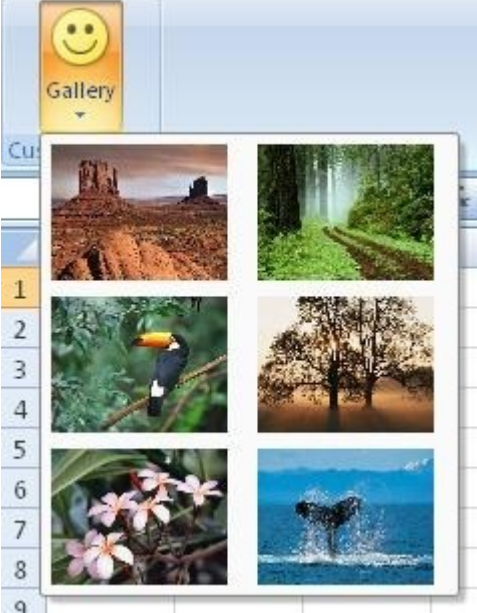

Parent Elements
<b>buttonGroup</b> (section <a href="#">2.2.5</a> ); <b>menu</b> (section <a href="#">2.2.28</a> ); <b>menu</b> (section <a href="#">2.2.26</a> ); <b>menu</b> (section <a href="#">2.2.29</a> ); <b>menu</b> (section <a href="#">2.2.27</a> ); <b>officeMenu</b> (section <a href="#">2.2.31</a> )

The following table summarizes the child elements of this element.

Child Elements	Section
<b>button</b> (Unsize Button)	<a href="#">2.2.3</a>
<b>item</b> (Selection Item)	<a href="#">2.2.24</a>

The following table summarizes the attributes of this element.

Attributes	Description
<b>columns</b> (column count)	Specifies the number of columns that the gallery's items are arranged into. If the <b>columns</b> attribute is omitted, the application SHOULD choose the number of columns automatically based on the number of items. For example, consider a gallery control with six items arranged into two columns, as follows:

Attributes	Description
	 <p>This is specified using the following XML fragment:</p> <pre data-bbox="609 877 1234 1117">&lt;gallery id="gallery" label="Gallery" columns="2"   size="large" imageMso="HappyFace" &gt;   &lt;item id="item1" image="Desert" /&gt;   &lt;item id="item2" image="Forest" /&gt;   &lt;item id="item3" image="Toucan" /&gt;   &lt;item id="item4" image="Tree" /&gt;   &lt;item id="item5" image="Flowers" /&gt;   &lt;item id="item6" image="Whale" /&gt; &lt;/gallery&gt;</pre> <p>The possible values for this attribute are defined by the <b>ST_GalleryRowColumnCount</b> simple type, as specified in section <a href="#">2.3.4</a>.</p>
<p><b>description</b> (description)</p>	<p>Specifies a detailed description of the control, which SHOULD be displayed in detailed views.</p> <p>The <b>description</b> and <b>getDescription</b> attributes are mutually exclusive. If neither attribute is specified, the control SHOULD NOT display any detailed text.</p> <p>For example, consider a button with a detailed description, as follows:</p>  <p>This is specified using the following XML fragment:</p> <pre data-bbox="609 1564 1364 1642">&lt;button id="button" label="Button" imageMso="HappyFace"   description="This is a verbose description that describes   the function of this control in detail." /&gt;</pre> <p>The possible values for this attribute are defined by the <b>ST_LongString</b> simple type, as specified in section <a href="#">2.3.8</a>.</p>

Attributes	Description
<p><b>enabled</b> (enabled state)</p>	<p>Specifies the enabled state of the control.</p> <p>The <b>getEnabled</b> and <b>enabled</b> attributes are mutually exclusive. If neither attribute is specified, the control SHOULD default to being enabled.</p> <p>This attribute cannot be used to enable a built-in control that would otherwise be disabled by the application.</p> <p>For example, consider the following XML fragment:</p> <pre data-bbox="610 415 1360 464">&lt;button id="button" label="Disabled Button" enabled="false" /&gt;</pre> <p>This specifies a new button that is disabled. A permanently disabled button is not very useful, thus the <b>enabled</b> attribute is not commonly used.</p> <p>The possible values for this attribute are defined by the XML schema <b>boolean</b> datatype.</p>
<p><b>getDescription</b> (<b>getDescription</b> callback)</p>	<p>Specifies the name of a callback function to be called to determine the detailed description of this control.</p> <p>The <b>getDescription</b> and <b>description</b> attributes are mutually exclusive. If neither attribute is specified, the control SHOULD NOT display any detailed text.</p> <p>For example, consider the following XML fragment:</p> <pre data-bbox="610 827 1377 848">&lt;button id="button" getDescription="GetButtonDescription" /&gt;</pre> <p>In this example, the <b>GetButtonDescription</b> callback function is called when the application needs to determine the detailed description of the button.</p> <p>The possible values for this attribute are defined by the <b>ST_Delegate</b> simple type, as specified in section <a href="#">2.3.2</a>.</p>
<p><b>getEnabled</b> (<b>getEnabled</b> callback)</p>	<p>Specifies the name of a callback function to be called to determine the enabled state of this control.</p> <p>The <b>getEnabled</b> and <b>enabled</b> attributes are mutually exclusive. If neither attribute is specified, the control SHOULD default to being enabled.</p> <p>For example, consider the following XML fragment:</p> <pre data-bbox="610 1213 1260 1234">&lt;button id="button" getEnabled="IsButtonEnabled" /&gt;</pre> <p>In this example, the <b>IsButtonEnabled</b> callback function is called when the application needs to determine the enabled state of the button.</p> <p>The possible values for this attribute are defined by the <b>ST_Delegate</b> simple type, as specified in section <a href="#">2.3.2</a>.</p>
<p><b>getImage</b> (<b>getImage</b> callback)</p>	<p>Specifies the name of a callback function to be called to determine the icon of this control.</p> <p>The <b>getImage</b>, <b>image</b>, and <b>imageMso</b> attributes are mutually exclusive. If none of these attributes are specified, no icon SHOULD be displayed.</p> <p>For example, consider the following XML fragment:</p> <pre data-bbox="610 1575 1224 1596">&lt;button id="button" getImage="GetButtonImage" /&gt;</pre> <p>In this example, the <b>GetButtonImage</b> callback function is called when the application needs to determine the icon of the button.</p> <p>The possible values for this attribute are defined by the <b>ST_Delegate</b></p>

Attributes	Description
	simple type, as specified in section <a href="#">2.3.2</a> .
<b>getItemCount</b> <b>(getItemCount</b> callback)	<p>Specifies the name of a callback function to be called to determine the number of selection items in this control.</p> <p>If this attribute is omitted, the control SHOULD display any selection items that are specified as child elements. If no such items are specified, the control SHOULD be empty.</p> <p>For example, consider the following XML fragment:</p> <pre data-bbox="610 449 1365 474">&lt;gallery id="gallery" getItemCount="GetGalleryItemCount" /&gt;</pre> <p>In this example, the <b>GetGalleryItemCount</b> callback function is called when the application needs to determine the number of items in the gallery.</p> <p>The possible values for this attribute are defined by the <b>ST_Delegate</b> simple type, as specified in section <a href="#">2.3.2</a>.</p>
<b>getItemHeight</b> <b>(getItemHeight</b> callback)	<p>Specifies the name of a callback function to be called to determine the height of the selection items in this control.</p> <p>The <b>itemHeight</b> and <b>getItemHeight</b> attributes are mutually exclusive. If neither attribute is specified, the items SHOULD all take the size of the first item, based on its contents.</p> <p>The <b>getItemHeight</b> and <b>getItemWidth</b> attributes are mutually required. If only one of the attributes is specified, its value is ignored.</p> <p>For example, consider the following XML fragment:</p> <pre data-bbox="610 919 1325 995">&lt;gallery id="gallery" getItemCount="GetGalleryItemCount"   getItemHeight="GetGalleryItemHeight"   getItemWidth="GetGalleryItemWidth" /&gt;</pre> <p>In this example, the <b>GetGalleryItemHeight</b> callback function is called when the application needs to determine the height of the items in the gallery.</p> <p>The possible values for this attribute are defined by the <b>ST_Delegate</b> simple type, as specified in section <a href="#">2.3.2</a>.</p>
<b>getItemID</b> ( <b>getItemID</b> callback)	<p>Specifies the name of a callback function to be called to determine the identifier of a specific dynamically-created selection item, identified by index.</p> <p>If this attribute is omitted, dynamically-created selection items SHOULD have empty identifiers.</p> <p>For example, consider the following XML fragment:</p> <pre data-bbox="610 1381 1325 1436">&lt;gallery id="gallery" getItemCount="GetGalleryItemCount"   getItemID="GetGalleryItemID" /&gt;</pre> <p>In this example, the <b>GetGalleryItemID</b> callback function is called when the application needs to determine the identifier of a selection item.</p> <p>The possible values for this attribute are defined by the <b>ST_Delegate</b> simple type, as specified in section <a href="#">2.3.2</a>.</p>
<b>getItemImage</b> <b>(getItemImage</b> callback)	<p>Specifies the name of a callback function to be called to determine the icon of a specific dynamically-created selection item, identified by index.</p> <p>If this attribute is omitted, dynamically-created selection items SHOULD NOT display icons.</p>

Attributes	Description
	<p>For example, consider the following XML fragment:</p> <pre data-bbox="610 254 1321 302">&lt;gallery id="gallery" getItemCount="GetGalleryItemCount" getItemImage="GetGalleryItemImage" /&gt;</pre> <p>In this example, the <b>GetGalleryItemImage</b> callback function is called when the application needs to determine the icon of a selection item.</p> <p>The possible values for this attribute are defined by the <b>ST_Delegate</b> simple type, as specified in section <a href="#">2.3.2</a>.</p>
<p><b>getItemLabel</b> (<b>getItemLabel</b> callback)</p>	<p>Specifies the name of a callback function to be called to determine the label of a specific dynamically-created selection item, identified by index. If this attribute is omitted, dynamically-created selection items SHOULD NOT display labels.</p> <p>For example, consider the following XML fragment:</p> <pre data-bbox="610 642 1321 690">&lt;gallery id="gallery" getItemCount="GetGalleryItemCount" getItemLabel="GetGalleryItemLabel" /&gt;</pre> <p>In this example, the <b>GetGalleryItemLabel</b> callback function is called when the application needs to determine the label of a selection item.</p> <p>The possible values for this attribute are defined by the <b>ST_Delegate</b> simple type, as specified in section <a href="#">2.3.2</a>.</p>
<p><b>getItemScreentip</b> (<b>getItemScreentip</b> callback)</p>	<p>Specifies the name of a callback function to be called to determine the screentip of a specific dynamically-created selection item, identified by index. If this attribute is omitted, dynamically-created selection items SHOULD use their labels as their screentips, or display no screentips at all.</p> <p>For example, consider the following XML fragment:</p> <pre data-bbox="610 1052 1321 1100">&lt;gallery id="gallery" getItemCount="GetGalleryItemCount" getItemScreentip="GetGalleryItemScreentip" /&gt;</pre> <p>In this example, the <b>GetGalleryItemScreentip</b> callback function is called when the application needs to determine the screentip of a selection item.</p> <p>The possible values for this attribute are defined by the <b>ST_Delegate</b> simple type, as specified in section <a href="#">2.3.2</a>.</p>
<p><b>getItemSupertip</b> (<b>getItemSupertip</b> callback)</p>	<p>Specifies the name of a callback function to be called to determine the supertip of a specific dynamically-created selection item, identified by index. If this attribute is omitted, dynamically-created selection items SHOULD NOT display supertips.</p> <p>For example, consider the following XML fragment:</p> <pre data-bbox="610 1465 1321 1514">&lt;gallery id="gallery" getItemCount="GetGalleryItemCount" getItemSupertip="GetGalleryItemSupertip" /&gt;</pre> <p>In this example, the <b>GetGalleryItemSupertip</b> callback function is called when the application needs to determine the supertip of a selection item.</p> <p>The possible values for this attribute are defined by the <b>ST_Delegate</b> simple type, as specified in section <a href="#">2.3.2</a>.</p>
<p><b>getItemWidth</b></p>	<p>Specifies the name of a callback function to be called to determine the</p>

Attributes	Description
<b>(getItemWidth</b> callback)	<p>width of the selection items in this control.</p> <p>The <b>itemWidth</b> and <b>getItemWidth</b> attributes are mutually exclusive. If neither attribute is specified, the items SHOULD all take the size of the first item, based on its contents.</p> <p>The <b>getItemHeight</b> and <b>getItemWidth</b> attributes are mutually required. If only one of the attributes is specified, its value is ignored.</p> <p>For example, consider the following XML fragment:</p> <pre data-bbox="610 432 1325 506">&lt;gallery id="gallery" getItemCount="GetGalleryItemCount" getItemHeight="GetGalleryItemHeight" getItemWidth="GetGalleryItemWidth" /&gt;</pre> <p>In this example, the <b>GetGalleryItemWidth</b> callback function is called when the application needs to determine the width of the items in the gallery.</p> <p>The possible values for this attribute are defined by the <b>ST_Delegate</b> simple type, as specified in section <a href="#">2.3.2</a>.</p>
<b>getKeytip</b> ( <b>getKeytip</b> callback)	<p>Specifies the name of a callback function to be called to determine the suggested KeyTip of this control.</p> <p>The <b>getKeytip</b> and <b>keytip</b> attributes are mutually exclusive. If neither attribute is specified, the application SHOULD generate a KeyTip for the control automatically.</p> <p>For example, consider the following XML fragment:</p> <pre data-bbox="610 894 1243 926">&lt;button id="button" getKeytip="GetButtonKeytip" /&gt;</pre> <p>In this example, the <b>GetButtonKeytip</b> callback function is called when the application needs to determine the KeyTip of the button.</p> <p>The possible values for this attribute are defined by the <b>ST_Delegate</b> simple type, as specified in section <a href="#">2.3.2</a>.</p>
<b>getLabel</b> ( <b>getLabel</b> callback)	<p>Specifies the name of a callback function to be called to determine the label of this control.</p> <p>The <b>getLabel</b> and <b>label</b> attributes are mutually exclusive. If neither attribute is specified, no label SHOULD be displayed.</p> <p>For example, consider the following XML fragment:</p> <pre data-bbox="610 1251 1227 1283">&lt;button id="button" getLabel="GetButtonLabel" /&gt;</pre> <p>In this example, the <b>GetButtonLabel</b> callback function is called when the application needs to determine the label of the button.</p> <p>The possible values for this attribute are defined by the <b>ST_Delegate</b> simple type, as specified in section <a href="#">2.3.2</a>.</p>
<b>getScreentip</b> ( <b>getScreentip</b> callback)	<p>Specifies the name of a callback function to be called to determine the screentip of this control.</p> <p>The <b>getScreentip</b> and <b>screentip</b> attributes are mutually exclusive. If neither attribute is specified, the application SHOULD display the label of the control as the screentip or display no screentip at all.</p> <p>For example, consider the following XML fragment:</p> <pre data-bbox="610 1640 1325 1671">&lt;button id="button" getScreentip="GetButtonScreentip" /&gt;</pre> <p>In this example, the <b>GetButtonScreentip</b> callback function is called when</p>

Attributes	Description
	<p>the application needs to determine the screentip of the button.</p> <p>The possible values for this attribute are defined by the <b>ST_Delegate</b> simple type, as specified in section <a href="#">2.3.2</a>.</p>
<p><b>getSelectedItemID</b> (<b>getSelectedItemID</b> callback)</p>	<p>Specifies the name of a callback function to be called to determine the identifier of the item to be selected in this control.</p> <p>The <b>getSelectedItemID</b> and <b>getSelectedItemIndex</b> attributes are mutually exclusive. If neither attribute is specified, the control SHOULD NOT display a selected item.</p> <p>For example, consider the following XML fragment:</p> <pre data-bbox="609 506 1323 583">&lt;gallery id="gallery" getItemCount="GetGalleryItemCount"   getItemID="GetItemID"   getSelectedItemID="GetGallerySelectedItemID" /&gt;</pre> <p>In this example, the <b>GetGallerySelectedItemID</b> callback function is called when the application needs to determine the selected item in the gallery. The callback function returns one of the identifiers returned by the <b>GetItemID</b> callback function.</p> <p>The possible values for this attribute are defined by the <b>ST_Delegate</b> simple type, as specified in section <a href="#">2.3.2</a>.</p>
<p><b>getSelectedItemIndex</b> (<b>getSelectedItemIndex</b> callback)</p>	<p>Specifies the name of a callback function to be called to determine the index of the item to be selected in this control.</p> <p>The <b>getSelectedItemID</b> and <b>getSelectedItemIndex</b> attributes are mutually exclusive. If neither attribute is specified, the control SHOULD NOT display a selected item.</p> <p>For example, consider the following XML fragment:</p> <pre data-bbox="609 999 1323 1050">&lt;gallery id="gallery" getItemCount="GetGalleryItemCount"   getSelectedItemIndex="GetGallerySelectedItemIndex" /&gt;</pre> <p>In this example, the <b>GetGallerySelectedItemIndex</b> callback function is called when the application needs to determine the selected item in the gallery.</p> <p>The possible values for this attribute are defined by the <b>ST_Delegate</b> simple type, as specified in section <a href="#">2.3.2</a>.</p>
<p><b>getShowImage</b> (<b>getShowImage</b> callback)</p>	<p>Specifies the name of a callback function to be called to determine whether the application SHOULD display the icon of this control.</p> <p>This attribute SHOULD have no effect if the <b>size</b> or <b>getSize</b> attributes specify that the control is "large".</p> <p>The <b>showImage</b> and <b>getShowImage</b> attributes are mutually exclusive. If neither attribute is specified, the control SHOULD display its icon.</p> <p>For example, consider the following XML fragment:</p> <pre data-bbox="609 1472 1349 1495">&lt;button id="button" getShowImage="IsButtonImageVisible" /&gt;</pre> <p>In this example, the <b>IsButtonImageVisible</b> callback function is called when the application needs to determine whether to display the icon of the button.</p> <p>The possible values for this attribute are defined by the <b>ST_Delegate</b> simple type, as specified in section <a href="#">2.3.2</a>.</p>
<p><b>getShowLabel</b></p>	<p>Specifies the name of a callback function to be called to determine whether</p>


Attributes	Description
<b>(getShowLabel</b> callback)	<p>the application SHOULD display the label of this control.</p> <p>This attribute SHOULD have no effect if the <b>size</b> or <b>getSize</b> attributes specify that the control is "large".</p> <p>The <b>showLabel</b> and <b>getShowLabel</b> attributes are mutually exclusive. If neither attribute is specified, the control SHOULD default to showing its label.</p> <p>For example, consider the following XML fragment:</p> <pre data-bbox="610 432 1349 457">&lt;button id="button" getShowLabel="IsButtonLabelVisible" /&gt;</pre> <p>In this example, the <b>IsButtonLabelVisible</b> callback function is called when the application needs to determine whether to display the label of the button.</p> <p>The possible values for this attribute are defined by the <b>ST_Delegate</b> simple type, as specified in section <a href="#">2.3.2</a>.</p>
<b>getSupertip</b> ( <b>getSupertip</b> callback)	<p>Specifies the name of a callback function to be called to determine the supertip of this control.</p> <p>The <b>getSupertip</b> and <b>supertip</b> attributes are mutually exclusive. If neither attribute is specified, no supertip for this control SHOULD be shown.</p> <p>For example, consider the following XML fragment:</p> <pre data-bbox="610 842 1300 867">&lt;button id="button" getSupertip="GetButtonSupertip" /&gt;</pre> <p>In this example, the <b>GetButtonSupertip</b> callback function is called when the application needs to determine the supertip of the button.</p> <p>The possible values for this attribute are defined by the <b>ST_Delegate</b> simple type, as specified in section <a href="#">2.3.2</a>.</p>
<b>getVisible</b> ( <b>getVisible</b> callback)	<p>Specifies the name of a callback function to be called to determine the visibility state of this control.</p> <p>The <b>getVisible</b> and <b>visible</b> attributes are mutually exclusive. If neither attribute is specified, the control SHOULD default to being visible.</p> <p>For example, consider the following XML fragment:</p> <pre data-bbox="610 1203 1260 1228">&lt;button id="button" getVisible="IsButtonVisible" /&gt;</pre> <p>In this example, the <b>IsButtonVisible</b> callback function is called when the application needs to determine the visibility of the button.</p> <p>The possible values for this attribute are defined by the <b>ST_Delegate</b> simple type, as specified in section <a href="#">2.3.2</a>.</p>
<b>id</b> (control identifier)	<p>Specifies the identifier for a custom control. All custom controls MUST have unique identifiers. The identifier of a control SHOULD be passed to callback functions to identify which control corresponds to the function call.</p> <p>The <b>id</b>, <b>idQ</b>, and <b>idMso</b> attributes are mutually exclusive. At least one of these attributes MUST be specified.</p> <p>For example, consider the following XML fragment:</p> <pre data-bbox="610 1587 1105 1612">&lt;button id="MyButton" label="Button" /&gt;</pre> <p>This specifies a custom button control with an identifier of "MyButton".</p> <p>The possible values for this attribute are defined by the <b>ST_UniqueID</b></p>






Attributes	Description
	simple type, as specified in section <a href="#">2.3.13</a> .
<b>idMso</b> (built-in control identifier)	<p>Specifies the identifier of a built-in control.</p> <p>The contents of this attribute are application-defined.</p> <p>The <b>id</b>, <b>idQ</b>, and <b>idMso</b> attributes are mutually exclusive. At least one of these attributes <b>MUST</b> be specified.</p> <p>For example, consider the following XML fragment:</p> <pre>&lt;control idMso="Bold" /&gt;</pre> <p>This creates a clone of the control with an identifier of "Bold".</p> <p>The possible values for this attribute are defined by the <b>ST_ID</b> simple type, as specified in section <a href="#">2.3.5</a>.</p>
<b>idQ</b> (qualified control identifier)	<p>Specifies a qualified identifier for a control.</p> <p>The <b>idQ</b> attribute can be used to reference controls or containers created by other Custom UI documents.</p> <p>The <b>id</b>, <b>idQ</b>, and <b>idMso</b> attributes are mutually exclusive. At least one of these attributes <b>MUST</b> be specified.</p> <p>For example, consider the following XML fragment:</p> <pre>&lt;customUI   xmlns="http://schemas.microsoft.com/office/2006/01/customui"   xmlns:ex="http://www.example.com"&gt;   &lt;ribbon&gt;     &lt;tabs&gt;       &lt;tab idQ="ex:OtherTab" label="Shared Tab"&gt;         &lt;group id="MyGroup" label="My Group"&gt;           ...         &lt;/group&gt;       &lt;/tab&gt;     &lt;/tabs&gt;   &lt;/ribbon&gt; &lt;/customUI&gt;</pre> <p>In this case, <b>ex</b> is an XML namespace prefix for the namespace <a href="http://www.example.com">http://www.example.com</a>. This XML fragment refers to a <b>tab</b> in that namespace with an identifier of "OtherTab". If that tab cannot be found, it is created. A new group belonging to this file is added to the tab.</p> <p>The possible values for this attribute are defined by the <b>ST_QID</b> simple type, as specified in section <a href="#">2.3.9</a>.</p>
<b>image</b> (custom image identifier)	<p>Specifies the relationship identifier for an image which <b>SHOULD</b> be used as the icon for this control. This attribute is used to specify an embedded picture that resides locally within the containing file.</p> <p>The <b>getImage</b>, <b>image</b>, and <b>imageMso</b> attributes are mutually exclusive. If none of these attributes are specified, no icon <b>SHOULD</b> be displayed.</p> <p>For example, consider the following XML fragment:</p> <pre>&lt;button id="button" image="ForestPic" /&gt;</pre> <p>This specifies a custom button whose icon <b>SHOULD</b> be the embedded image file referenced by the relationship identifier of "ForestPic".</p> <p>The possible values for this attribute are defined by the <b>ST_Uri</b> simple</p>

Attributes	Description
	type, as specified in section <a href="#">2.3.14</a> .
<b>imageMso</b> (built-in image identifier)	<p>Specifies the identifier of a built-in image which SHOULD be used as the icon of this control.</p> <p>The contents of this attribute are application-defined and SHOULD be ignored if not understood.</p> <p>The <b>getImage</b>, <b>image</b>, and <b>imageMso</b> attributes are mutually exclusive. If none of these attributes are specified, no icon SHOULD be displayed.</p> <p>For example, consider the following XML fragment:</p> <pre data-bbox="610 478 1094 506">&lt;button id="button" imageMso="Bold" /&gt;</pre> <p>This specifies a custom button that SHOULD use the built-in image with an identifier of "Bold".</p> <p>The possible values for this attribute are defined by the <b>ST_ID</b> simple type, as specified in section <a href="#">2.3.5</a>.</p>
<b>insertAfterMso</b> (identifier of built-in control to insert after)	<p>Specifies the identifier of a built-in control that this control SHOULD be inserted after. If the value of this attribute is not understood, it SHOULD be ignored.</p> <p>The <b>insertAfterMso</b>, <b>insertAfterQ</b>, <b>insertBeforeMso</b>, and <b>insertBeforeQ</b> attributes are mutually exclusive. If none of these attributes are specified, the controls SHOULD be appended to the existing set of controls, in the order they are defined in the XML.</p> <p>For example, consider the following XML fragment:</p> <pre data-bbox="610 919 1377 995">&lt;tab id="MyTab" insertAfterMso="TabHome" label="Custom Tab"&gt; ... &lt;/tab&gt;</pre> <p>In this example, a new custom tab with an identifier of "MyTab" is to be inserted after the built-in tab with an identifier of "TabHome".</p> <p>The possible values for this attribute are defined by the <b>ST_ID</b> simple type, as specified in section <a href="#">2.3.5</a>.</p>
<b>insertAfterQ</b> (qualified identifier of control to insert after)	<p>Specifies the qualified identifier of a control that this control SHOULD be inserted after. If the value of this attribute is not understood, it SHOULD be ignored.</p> <p>The <b>insertAfterMso</b>, <b>insertAfterQ</b>, <b>insertBeforeMso</b>, and <b>insertBeforeQ</b> attributes are mutually exclusive. If none of these attributes are specified, the controls SHOULD be appended to the existing set of controls, in the order they are defined in the XML.</p> <p>For example, consider the following XML fragment:</p> <pre data-bbox="610 1411 1386 1486">&lt;tab id="MyTab" insertAfterQ="x:OtherTab" label="Custom Tab"&gt; ... &lt;/tab&gt;</pre> <p>In this example, a new custom tab with an identifier of "MyTab" is to be inserted after the custom tab with a qualified identifier of "x:OtherTab".</p> <p>The possible values for this attribute are defined by the <b>ST_QID</b> simple type, as specified in section <a href="#">2.3.9</a>.</p>
<b>insertBeforeMso</b> (identifier of built-in control)	<p>Specifies the identifier of a built-in control that this control SHOULD be inserted before. If the value of this attribute is not understood, it SHOULD</p>


Attributes	Description
to insert before)	<p>be ignored.</p> <p>The <b>insertAfterMso</b>, <b>insertAfterQ</b>, <b>insertBeforeMso</b>, and <b>insertBeforeQ</b> attributes are mutually exclusive. If none of these attributes are specified, the controls SHOULD be appended to the existing set of controls, in the order they are defined in the XML.</p> <p>For example, consider the following XML fragment:</p> <pre data-bbox="610 401 1390 474">&lt;tab id="MyTab" insertBeforeMso="TabHome" label="Custom Tab"&gt; ... &lt;/tab&gt;</pre> <p>In this example, a new custom tab with an identifier of "MyTab" is to be inserted before the built-in tab with an identifier of "TabHome".</p> <p>The possible values for this attribute are defined by the <b>ST_ID</b> simple type, as specified in section <a href="#">2.3.5</a>.</p>
<b>insertBeforeQ</b> (qualified identifier of control to insert before)	<p>Specifies the qualified identifier of a control that this control SHOULD be inserted before. If the value of this attribute is not understood, it SHOULD be ignored.</p> <p>The <b>insertAfterMso</b>, <b>insertAfterQ</b>, <b>insertBeforeMso</b>, and <b>insertBeforeQ</b> attributes are mutually exclusive. If none of these attributes are specified, the controls SHOULD be appended to the existing set of controls, in the order they are defined in the XML.</p> <p>For example, consider the following XML fragment:</p> <pre data-bbox="610 890 1325 989">&lt;tab id="MyTab" insertBeforeQ="x:OtherTab" label="Custom Tab"&gt; ... &lt;/tab&gt;</pre> <p>In this example, a new custom tab with an identifier of "MyTab" is to be inserted before the custom tab with a qualified identifier of "x:OtherTab".</p> <p>The possible values for this attribute are defined by the <b>ST_QID</b> simple type, as specified in section <a href="#">2.3.9</a>.</p>
<b>invalidateContentOnDrop</b> (invalidate content on drop)	<p>Specifies whether this control SHOULD invalidate its contents and re-query for them when the user opens its drop-down menu.</p> <p>If this attribute is omitted, its value SHOULD default to false.</p> <p>For example, consider the following XML fragment:</p> <pre data-bbox="610 1304 1360 1377">&lt;comboBox id="comboBox" getItemCount="GetComboBoxItemCount" getItemLabel="GetComboBoxItemLabel" invalidateContentOnDrop="true" /&gt;</pre> <p>In this example, this combo box SHOULD clear out its items and re-call the <b>GetComboBoxItemCount</b> and <b>GetComboBoxItemLabel</b> callback functions to populate its contents each time the user opens it.</p> <p>The possible values for this attribute are defined by the XML schema <b>boolean</b> datatype.</p>
<b>itemHeight</b> (selection item height)	<p>Specifies the height of the selection items in this control.</p> <p>The <b>itemHeight</b> and <b>getItemHeight</b> attributes are mutually exclusive. If neither attribute is specified, the items SHOULD all take the size of the first item, based on its contents.</p> <p>The <b>itemHeight</b> and <b>itemWidth</b> attributes are mutually required. If only</p>

Attributes	Description
	<p>one of the attributes is specified, its value is ignored.</p> <p>For example, consider a gallery control with 68 pixel tall items. This is specified using the following XML fragment:</p> <pre data-bbox="610 310 1287 495">&lt;gallery id="gallery" label="Gallery" itemWidth="88"   itemHeight="68" size="large" imageMso="HappyFace" &gt;   &lt;item id="item1" image="Desert" /&gt;   &lt;item id="item2" image="Forest" /&gt;   &lt;item id="item3" image="Toucan" /&gt;   &lt;item id="item4" image="Tree" /&gt; &lt;/gallery&gt;</pre> <p>The possible values for this attribute are defined by the <b>ST_GalleryItemWidthHeight</b> simple type, as specified in section <a href="#">2.3.3</a>.</p>
<b>itemWidth</b> (selection item width)	<p>Specifies the width of the selection items in this control.</p> <p>The <b>itemWidth</b> and <b>getItemWidth</b> attributes are mutually exclusive. If neither attribute is specified, the items SHOULD all take the size of the first item, based on its contents.</p> <p>The <b>itemHeight</b> and <b>itemWidth</b> attributes are mutually required. If only one of the attributes is specified, its value is ignored.</p> <p>For example, consider a gallery control with 88 pixel wide items. This is specified using the following XML fragment:</p> <pre data-bbox="610 856 1287 1041">&lt;gallery id="gallery" label="Gallery" itemWidth="88"   itemHeight="68" size="large" imageMso="HappyFace" &gt;   &lt;item id="item1" image="Desert" /&gt;   &lt;item id="item2" image="Forest" /&gt;   &lt;item id="item3" image="Toucan" /&gt;   &lt;item id="item4" image="Tree" /&gt; &lt;/gallery&gt;</pre> <p>The possible values for this attribute are defined by the <b>ST_GalleryItemWidthHeight</b> simple type, as specified in section <a href="#">2.3.3</a>.</p>
<b>keytip</b> (keytip)	<p>Specifies a <b>string</b> to be used as the suggested KeyTip for this control.</p> <p>The <b>keytip</b> and <b>getKeytip</b> attributes are mutually exclusive. If neither attribute is specified, the application SHOULD generate a KeyTip for the control automatically.</p> <p>For example, consider a button with KeyTip 'K', as follows:</p>  <p>This is specified using the following XML fragment:</p> <pre data-bbox="610 1451 1287 1476">&lt;button id="button" imageMso="HappyFace" keytip="K" /&gt;</pre> <p>The possible values for this attribute are defined by the <b>ST_Keytip</b> simple type, as specified in section <a href="#">2.3.7</a>.</p>
<b>label</b> (label)	<p>Specifies a <b>string</b> to be used as the label for this control.</p> <p>The <b>label</b> and <b>getLabel</b> attributes are mutually exclusive. If neither attribute is specified, no label SHOULD be displayed.</p> <p>For example, consider the following XML fragment:</p>

Attributes	Description
	<pre data-bbox="610 218 1170 241">&lt;button id="button" label="Custom Button" /&gt;</pre> <p data-bbox="581 275 1382 359">This specifies a custom <b>button</b> with a <b>label</b> of "Custom Button". The possible values for this attribute are defined by the <b>ST_String</b> simple type, as specified in section <a href="#">2.3.11</a>.</p>
<p data-bbox="237 386 467 436"><b>onAction</b> (<b>onAction</b> callback)</p>	<p data-bbox="581 386 1369 436">Specifies the name of a callback function to be called when this control is invoked by the user.</p> <p data-bbox="581 445 1127 470">For example, consider the following XML fragment:</p> <pre data-bbox="610 495 1360 541">&lt;button id="button" label="Button" onAction="ButtonClicked" /&gt;</pre> <p data-bbox="581 575 1333 625">In this example, the button calls the <b>ButtonClicked</b> callback function when it is invoked.</p> <p data-bbox="581 634 1336 684">The possible values for this attribute are defined by the <b>ST_Delegate</b> simple type, as specified in section <a href="#">2.3.2</a>.</p>
<p data-bbox="237 711 431 737"><b>rows</b> (row count)</p>	<p data-bbox="581 711 1349 791">Specifies the number of rows that the gallery's items are arranged into. If the <b>rows</b> attribute is omitted, the application SHOULD choose the number of rows automatically based on the number of items.</p> <p data-bbox="581 800 1352 850">For example, consider a gallery control with six items arranged into two rows, as follows:</p>  <p data-bbox="581 1331 1122 1356">This is specified using the following XML fragment:</p> <pre data-bbox="610 1381 1195 1619">&lt;gallery id="gallery" label="Gallery" rows="2" size="large" imageMso="HappyFace" &gt; &lt;item id="item1" image="Desert" /&gt; &lt;item id="item2" image="Forest" /&gt; &lt;item id="item3" image="Toucan" /&gt; &lt;item id="item4" image="Tree" /&gt; &lt;item id="item5" image="Flowers" /&gt; &lt;item id="item6" image="Whale" /&gt; &lt;/gallery&gt;</pre> <p data-bbox="581 1652 1373 1703">The possible values for this attribute are defined by the <b>ST_GalleryRowColumnCount</b> simple type, as specified in section <a href="#">2.3.4</a>.</p>

Attributes	Description
<p><b>screentip</b> (screentip)</p>	<p>Specifies a <b>string</b> to be shown as the screentip for this control.</p> <p>The <b>screentip</b> and <b>getScreentip</b> attributes are mutually exclusive. If neither attribute is specified, the application SHOULD display the label of the control as the screentip or display no screentip at all.</p> <p>For example, consider a button with a screentip, as follows:</p>  <p>This is specified using the following XML fragment:</p> <pre data-bbox="610 751 1312 806">&lt;button id="button" imageMso="HappyFace" label="Button" size="large" screentip="This is the screentip" /&gt;</pre> <p>The possible values for this attribute are defined by the <b>ST_String</b> simple type, as specified in section <a href="#">2.3.11</a>.</p>
<p><b>showImage</b> (show image)</p>	<p>Specifies whether this control displays an icon.</p> <p>This attribute SHOULD have no effect if the <b>size</b> or <b>getSize</b> attributes specify that the control is "large".</p> <p>The <b>showImage</b> and <b>getShowImage</b> attributes are mutually exclusive. If neither attribute is specified, the control SHOULD display its icon.</p> <p>For example, consider a button that does not display an icon, as follows:</p>  <p>This is specified using the following XML fragment:</p> <pre data-bbox="610 1329 1081 1383">&lt;button id="button" showImage="false" label="Button with no icon" /&gt;</pre> <p>The possible values for this attribute are defined by the XML schema <b>boolean</b> datatype.</p>
<p><b>showItemImage</b> (show item image)</p>	<p>Specifies whether this control displays icons on its selection items.</p> <p>If this attribute is omitted, the items' icons SHOULD be shown by default.</p> <p>For example, consider the following XML fragment:</p> <pre data-bbox="610 1604 1390 1709">&lt;gallery id="gallery" label="Gallery" showItemImage="false" &gt;   &lt;item id="item1" label="Item 1" /&gt;   &lt;item id="item2" label="Item 1" /&gt;   &lt;item id="item3" label="Item 2" /&gt;</pre>

Attributes	Description
	<pre data-bbox="610 201 1068 254">&lt;item id="item4" label="Item 3" /&gt; &lt;/gallery&gt;</pre> <p data-bbox="581 281 1393 333">This specifies a gallery control that does not show any icons on its selection items.</p> <p data-bbox="581 340 1318 392">The possible values for this attribute are defined by the XML schema <b>boolean</b> datatype.</p>
<b>showItemLabel</b> (show item label)	<p data-bbox="581 420 1300 445">Specifies whether this control displays labels on its selection items.</p> <p data-bbox="581 451 1127 476">For example, consider the following XML fragment:</p> <pre data-bbox="610 504 1390 661">&lt;gallery id="gallery" label="Gallery" showItemLabel="false" &gt; &lt;item id="item1" image="Forest" /&gt; &lt;item id="item2" image="Desert" /&gt; &lt;item id="item3" image="Mountain" /&gt; &lt;item id="item4" image="Ocean" /&gt; &lt;/gallery&gt;</pre> <p data-bbox="581 688 1304 741">In this example, the gallery control does not show any labels on its selection items.</p> <p data-bbox="581 747 1318 800">The possible values for this attribute are defined by the XML schema <b>boolean</b> datatype.</p>
<b>showLabel</b> (show label)	<p data-bbox="581 829 1175 854">Specifies whether this control SHOULD display its label.</p> <p data-bbox="581 861 1338 913">This attribute SHOULD have no effect if the <b>size</b> or <b>getSize</b> attributes specify that the control is "large".</p> <p data-bbox="581 919 1370 997">The <b>showLabel</b> and <b>getShowLabel</b> attributes are mutually exclusive. If neither attribute is specified, the control SHOULD default to showing its label.</p> <p data-bbox="581 1003 1127 1029">For example, consider the following XML fragment:</p> <pre data-bbox="610 1056 1260 1108">&lt;button id="button" label="Label" showLabel="false" imageMso="HappyFace" /&gt;</pre> <p data-bbox="581 1136 1393 1188">This specifies a <b>button</b> that has a <b>label</b>, but does not show it. Even though the <b>label</b> is hidden, it is provided to accessibility tools.</p> <p data-bbox="581 1194 1318 1247">The possible values for this attribute are defined by the XML schema <b>boolean</b> datatype.</p>
<b>sizeString</b> (size string)	<p data-bbox="581 1276 1344 1329">Specifies a string whose size is used to determine the width of the text input area of this control.</p> <p data-bbox="581 1335 1383 1388">If this attribute is omitted, the application SHOULD determine the width of the text input area of the control automatically.</p> <p data-bbox="581 1394 1127 1419">For example, consider the following XML fragment:</p> <pre data-bbox="610 1446 1260 1472">&lt;editBox id="editBox" sizeString="XXXXXXXXXXXXXXXX" /&gt;</pre> <p data-bbox="581 1499 1383 1551">This specifies an edit box control that is wide enough to display the <b>string</b> "XXXXXXXXXXXXXXXX".</p> <p data-bbox="581 1558 1383 1610">The possible values for this attribute are defined by the <b>ST_String</b> simple type, as specified in section <a href="#">2.3.11</a>.</p>
<b>supertip</b> (supertip)	<p data-bbox="581 1638 1235 1663">Specifies a <b>string</b> to be shown as the supertip of the control.</p> <p data-bbox="581 1669 1390 1722">The <b>supertip</b> and <b>getSupertip</b> attributes are mutually exclusive. If neither attribute is specified no supertip for this control SHOULD be shown.</p>

Attributes	Description
	<p>For example, consider a control with a supertip, as follows:</p>  <p>This is specified using the following XML fragment:</p> <pre data-bbox="610 674 1312 751">&lt;button id="button" imageMso="HappyFace" label="Button"   size="large" screentip="ScreenTip"   supertip="This is the supertip string" /&gt;</pre> <p>The possible values for this attribute are defined by the <b>ST_String</b> simple type, as specified in section <a href="#">2.3.11</a>.</p>
<b>tag</b> (tag)	<p>Specifies an arbitrary <b>string</b> that can be used to hold data or identify the control. The contents of this attribute SHOULD be passed to any callback functions specified on this control.</p> <p>If this attribute is omitted, the control's <b>tag</b> value SHOULD default to an empty <b>string</b>.</p> <p>For example, consider the following XML fragment:</p> <pre data-bbox="610 1052 1208 1104">&lt;button id="button" label="Button" tag="123456"   onAction="ButtonClicked" /&gt;</pre> <p>This specifies a <b>button</b> with a <b>tag</b> value of "123456", which is passed to the <b>ButtonClicked</b> callback function.</p> <p>The possible values for this attribute are defined by the <b>ST_String</b> simple type, as specified in section <a href="#">2.3.11</a>.</p>
<b>visible</b> (control visibility)	<p>Specifies the visibility state of the control.</p> <p>The <b>getVisible</b> and <b>visible</b> attributes are mutually exclusive. If these attributes are omitted, the control SHOULD default to being visible.</p> <p>For example, consider the following XML fragment:</p> <pre data-bbox="610 1413 1105 1440">&lt;tab idMso="TabHome" visible="false" /&gt;</pre> <p>In this example, the built-in tab with an identifier of "TabHome" is hidden.</p> <p>The possible values for this attribute are defined by the XML schema <b>boolean</b> datatype.</p>

The following XML schema fragment defines the contents of this element:

```
<complexType name="CT_GalleryRegular">
  <complexContent>
    <extension base="CT_DropDownRegular">
```



```

<attributeGroup ref="AG_Description"/>
<attributeGroup ref="AG_DynamicContentAttributes"/>
<attribute name="columns" type="ST_GalleryRowColumnCount" use="optional"/>
<attribute name="rows" type="ST_GalleryRowColumnCount" use="optional"/>
<attribute name="itemWidth" type="ST_GalleryItemWidthHeight" use="optional"/>
<attribute name="itemHeight" type="ST_GalleryItemWidthHeight" use="optional"/>
<attribute name="getItemWidth" type="ST_Delegate" use="optional"/>
<attribute name="getItemHeight" type="ST_Delegate" use="optional"/>
<attribute name="showItemLabel" type="xsd:boolean" use="optional"/>
</extension>
</complexContent>
</complexType>

```

### 2.2.23 group (Group)

This element specifies a grouping of controls on a ribbon tab. All controls displayed in a ribbon tab MUST be contained within a **group**.

For example, consider a group with a single button, as follows:



**Figure 13: A group with a single button**

This is specified using the following XML fragment:

```

<group id="group" label="Custom Group">
  <button id="button" label="Button" imageMso="HappyFace" />
</group>

```

The following table summarizes the elements that are parents of this element.

Parent Elements
<b>tab</b> (section <a href="#">2.2.39</a> )

The following table summarizes the child elements of this element.

Child Elements	Section
<b>box</b> (Box Grouping Container)	<a href="#">2.2.1</a>
<b>button</b> (Button)	<a href="#">2.2.2</a>
<b>buttonGroup</b> (Button Grouping Container)	<a href="#">2.2.5</a>
<b>checkBox</b> (Check Box)	<a href="#">2.2.6</a>
<b>comboBox</b> (Combo Box)	<a href="#">2.2.7</a>

Child Elements	Section
<b>control</b> (Control Clone)	<a href="#">2.2.12</a>
<b>dialogBoxLauncher</b> (Dialog Box Launcher)	<a href="#">2.2.15</a>
<b>dropDown</b> (Drop-down Control)	<a href="#">2.2.17</a>
<b>dynamicMenu</b> (Dynamic Menu)	<a href="#">2.2.19</a>
<b>editBox</b> (Edit Box)	<a href="#">2.2.20</a>
<b>gallery</b> (Gallery)	<a href="#">2.2.21</a>
<b>labelControl</b> (Text Label)	<a href="#">2.2.25</a>
<b>menu</b> (Menu)	<a href="#">2.2.28</a>
<b>separator</b> (Separator)	<a href="#">2.2.34</a>
<b>splitButton</b> (Split Button)	<a href="#">2.2.38</a>
<b>toggleButton</b> (Toggle Button)	<a href="#">2.2.43</a>


The following table summarizes the attributes of this element.



Attributes	Description
<b>getImage</b> ( <b>getImage</b> callback)	<p>Specifies the name of a callback function to be called to determine the icon of this control.</p> <p>The <b>getImage</b>, <b>image</b>, and <b>imageMso</b> attributes are mutually exclusive. If none of these attributes are specified, no icon SHOULD be displayed.</p> <p>For example, consider the following XML fragment:</p> <pre>&lt;button id="button" getImage="GetButtonImage" /&gt;</pre> <p>In this example, the <b>GetButtonImage</b> callback function is called when the application needs to determine the icon of the button.</p> <p>The possible values for this attribute are defined by the <b>ST_Delegate</b> simple type, as specified in section <a href="#">2.3.2</a>.</p>
<b>getKeytip</b> ( <b>getKeytip</b> callback)	<p>Specifies the name of a callback function to be called to determine the suggested KeyTip of this control.</p> <p>The <b>getKeytip</b> and <b>keytip</b> attributes are mutually exclusive. If neither attribute is specified, the application SHOULD generate a KeyTip for the control automatically.</p> <p>For example, consider the following XML fragment:</p> <pre>&lt;button id="button" getKeytip="GetButtonKeytip" /&gt;</pre> <p>In this example, the <b>GetButtonKeytip</b> callback function is called when the application needs to determine the KeyTip of the button.</p> <p>The possible values for this attribute are defined by the <b>ST_Delegate</b> simple type, as specified in section <a href="#">2.3.2</a>.</p>
<b>getLabel</b> ( <b>getLabel</b> callback)	<p>Specifies the name of a callback function to be called to determine the label of this control.</p> <p>The <b>getLabel</b> and <b>label</b> attributes are mutually exclusive. If neither attribute is specified, no label SHOULD be displayed.</p>

Attributes	Description
	<p>For example, consider the following XML fragment:</p> <pre data-bbox="521 254 1133 275">&lt;button id="button" getLabel="GetButtonLabel" /&gt;</pre> <p>In this example, the <b>GetButtonLabel</b> callback function is called when the application needs to determine the label of the button.</p> <p>The possible values for this attribute are defined by the <b>ST_Delegate</b> simple type, as specified in section <a href="#">2.3.2</a>.</p>
<p><b>getScreentip</b> (<b>getScreentip</b> callback)</p>	<p>Specifies the name of a callback function to be called to determine the screentip of this control.</p> <p>The <b>getScreentip</b> and <b>screentip</b> attributes are mutually exclusive. If neither attribute is specified, the application SHOULD display the label of the control as the screentip or display no screentip at all.</p> <p>For example, consider the following XML fragment:</p> <pre data-bbox="521 642 1235 663">&lt;button id="button" getScreentip="GetButtonScreentip" /&gt;</pre> <p>In this example, the <b>GetButtonScreentip</b> callback function is called when the application needs to determine the screentip of the button.</p> <p>The possible values for this attribute are defined by the <b>ST_Delegate</b> simple type, as specified in section <a href="#">2.3.2</a>.</p>
<p><b>getSupertip</b> (<b>getSupertip</b> callback)</p>	<p>Specifies the name of a callback function to be called to determine the supertip of this control.</p> <p>The <b>getSupertip</b> and <b>supertip</b> attributes are mutually exclusive. If neither attribute is specified, no supertip for this control SHOULD be shown.</p> <p>For example, consider the following XML fragment:</p> <pre data-bbox="521 999 1211 1020">&lt;button id="button" getSupertip="GetButtonSupertip" /&gt;</pre> <p>In this example, the <b>GetButtonSupertip</b> callback function is called when the application needs to determine the supertip of the button.</p> <p>The possible values for this attribute are defined by the <b>ST_Delegate</b> simple type, as specified in section <a href="#">2.3.2</a>.</p>
<p><b>getVisible</b> (<b>getVisible</b> callback)</p>	<p>Specifies the name of a callback function to be called to determine the visibility state of this control.</p> <p>The <b>getVisible</b> and <b>visible</b> attributes are mutually exclusive. If neither attribute is specified, the control SHOULD default to being visible.</p> <p>For example, consider the following XML fragment:</p> <pre data-bbox="521 1360 1174 1381">&lt;button id="button" getVisible="IsButtonVisible" /&gt;</pre> <p>In this example, the <b>IsButtonVisible</b> callback function is called when the application needs to determine the visibility of the button.</p> <p>The possible values for this attribute are defined by the <b>ST_Delegate</b> simple type, as specified in section <a href="#">2.3.2</a>.</p>
<p><b>id</b> (control identifier)</p>	<p>Specifies the identifier for a custom control. All custom controls MUST have unique identifiers. The identifier of a control SHOULD be passed to callback functions to identify which control corresponds to the function call.</p> <p>The <b>id</b>, <b>idQ</b>, and <b>idMso</b> attributes are mutually exclusive. At least one of these attributes MUST be specified.</p> <p>For example, consider the following XML fragment:</p>

Attributes	Description
	<pre data-bbox="521 218 1019 241">&lt;button id="MyButton" label="Button" /&gt;</pre> <p data-bbox="493 275 1393 359">This specifies a custom button control with an <b>id</b> of "MyButton". The possible values for this attribute are defined by the <b>ST_UniqueID</b> simple type, as specified in section <a href="#">2.3.13</a>.</p>
<b>idMso</b> (built-in control identifier)	<p data-bbox="493 386 1344 537">Specifies the identifier of a built-in control. The contents of this attribute are application-defined. The <b>id</b>, <b>idQ</b>, and <b>idMso</b> attributes are mutually exclusive. At least one of these attributes MUST be specified. For example, consider the following XML fragment:</p> <pre data-bbox="521 562 829 585">&lt;control idMso="Bold" /&gt;</pre> <p data-bbox="493 617 1344 701">This creates a clone of the control with an identifier of "Bold". The possible values for this attribute are defined by the <b>ST_ID</b> simple type, as specified in section <a href="#">2.3.5</a>.</p>
<b>idQ</b> (qualified control identifier)	<p data-bbox="493 728 1382 869">Specifies a qualified identifier for a control. The <b>idQ</b> attribute can be used to reference controls or containers created by other Custom UI documents. The <b>id</b>, <b>idQ</b>, and <b>idMso</b> attributes are mutually exclusive. At least one of these attributes MUST be specified. For example, consider the following XML fragment:</p> <pre data-bbox="521 932 1312 1272">&lt;customUI   xmlns="http://schemas.microsoft.com/office/2006/01/customui"   xmlns:ex="http://www.example.com"&gt;   &lt;ribbon&gt;     &lt;tabs&gt;       &lt;tab idQ="ex:OtherTab" label="Shared Tab"&gt;         &lt;group id="MyGroup" label="My Group"&gt;           ...         &lt;/group&gt;       &lt;/tab&gt;     &lt;/tabs&gt;   &lt;/ribbon&gt; &lt;/customUI&gt;</pre> <p data-bbox="493 1304 1357 1409">In this case, <b>ex</b> is an XML namespace prefix for the namespace <a href="http://www.example.com">http://www.example.com</a>. This XML fragment refers to a <b>tab</b> in that namespace with an identifier of "OtherTab". If that tab cannot be found, it is created. A new group belonging to this file is added to the tab.</p> <p data-bbox="493 1415 1357 1467">The possible values for this attribute are defined by the <b>ST_QID</b> simple type, as specified in section <a href="#">2.3.9</a>.</p>
<b>image</b> (custom image identifier)	<p data-bbox="493 1495 1390 1568">Specifies the relationship identifier for an image which SHOULD be used as the icon for this control. This attribute is used to specify an embedded picture that resides locally within the containing file.</p> <p data-bbox="493 1577 1377 1629">The <b>getImage</b>, <b>image</b>, and <b>imageMso</b> attributes are mutually exclusive. If none of these attributes are specified, no icon SHOULD be displayed.</p> <p data-bbox="493 1638 1040 1661">For example, consider the following XML fragment:</p> <pre data-bbox="521 1688 1032 1711">&lt;button id="button" image="ForestPic" /&gt;</pre>

Attributes	Description
	<p>This specifies a custom button whose icon SHOULD be the embedded image file referenced by the relationship identifier of "ForestPic".</p> <p>The possible values for this attribute are defined by the <b>ST_Uri</b> simple type, as specified in section <a href="#">2.3.14</a>.</p>
<p><b>imageMso</b> (built-in image identifier)</p>	<p>Specifies the identifier of a built-in image which SHOULD be used as the icon of this control.</p> <p>The contents of this attribute are application-defined and SHOULD be ignored if not understood.</p> <p>The <b>getImage</b>, <b>image</b>, and <b>imageMso</b> attributes are mutually exclusive. If none of these attributes are specified, no icon SHOULD be displayed.</p> <p>For example, consider the following XML fragment:</p> <pre data-bbox="521 573 1008 596">&lt;button id="button" imageMso="Bold" /&gt;</pre> <p>This specifies a custom button that SHOULD use the built-in image with an identifier of "Bold".</p> <p>The possible values for this attribute are defined by the <b>ST_ID</b> simple type, as specified in section <a href="#">2.3.5</a>.</p>
<p><b>insertAfterMso</b> (identifier of built-in control to insert after)</p>	<p>Specifies the identifier of a built-in control that this control SHOULD be inserted after. If the value of this attribute is not understood, it SHOULD be ignored.</p> <p>The <b>insertAfterMso</b>, <b>insertAfterQ</b>, <b>insertBeforeMso</b>, and <b>insertBeforeQ</b> attributes are mutually exclusive. If none of these attributes are specified, the controls SHOULD be appended to the existing set of controls, in the order they are defined in the XML.</p> <p>For example, consider the following XML fragment:</p> <pre data-bbox="521 984 1289 1058">&lt;tab id="MyTab" insertAfterMso="TabHome" label="Custom Tab"&gt; ... &lt;/tab&gt;</pre> <p>In this example, a new custom tab with an identifier of "MyTab" is to be inserted after the built-in tab with an identifier of "TabHome".</p> <p>The possible values for this attribute are defined by the <b>ST_ID</b> simple type, as specified in section <a href="#">2.3.5</a>.</p>
<p><b>insertAfterQ</b> (qualified identifier of control to insert after)</p>	<p>Specifies the qualified identifier of a control that this control SHOULD be inserted after. If the value of this attribute is not understood, it SHOULD be ignored.</p> <p>The <b>insertAfterMso</b>, <b>insertAfterQ</b>, <b>insertBeforeMso</b>, and <b>insertBeforeQ</b> attributes are mutually exclusive. If none of these attributes are specified, the controls SHOULD be appended to the existing set of controls, in the order they are defined in the XML.</p> <p>For example, consider the following XML fragment:</p> <pre data-bbox="521 1451 1304 1524">&lt;tab id="MyTab" insertAfterQ="x:OtherTab" label="Custom Tab"&gt; ... &lt;/tab&gt;</pre> <p>In this example, a new custom tab with an identifier of "MyTab" is to be inserted after the custom tab with a qualified identifier of "x:OtherTab".</p> <p>The possible values for this attribute are defined by the <b>ST_QID</b> simple type, as specified in section <a href="#">2.3.9</a>.</p>
<p><b>insertBeforeMso</b></p>	<p>Specifies the identifier of a built-in control that this control SHOULD be inserted</p>

Attributes	Description
(identifier of built-in control to insert before)	<p>before. If the value of this attribute is not understood, it SHOULD be ignored.</p> <p>The <b>insertAfterMso</b>, <b>insertAfterQ</b>, <b>insertBeforeMso</b>, and <b>insertBeforeQ</b> attributes are mutually exclusive. If none of these attributes are specified, the controls SHOULD be appended to the existing set of controls, in the order they are defined in the XML.</p> <p>For example, consider the following XML fragment:</p> <pre data-bbox="521 401 1300 474">&lt;tab id="MyTab" insertBeforeMso="TabHome" label="Custom Tab"&gt; ... &lt;/tab&gt;</pre> <p>In this example, a new custom tab with an identifier of "MyTab" is to be inserted before the built-in tab with an identifier of "TabHome".</p> <p>The possible values for this attribute are defined by the <b>ST_ID</b> simple type, as specified in section <a href="#">2.3.5</a>.</p>
<b>insertBeforeQ</b> (qualified identifier of control to insert before)	<p>Specifies the qualified identifier of a control that this control SHOULD be inserted before. If the value of this attribute is not understood, it SHOULD be ignored.</p> <p>The <b>insertAfterMso</b>, <b>insertAfterQ</b>, <b>insertBeforeMso</b>, and <b>insertBeforeQ</b> attributes are mutually exclusive. If none of these attributes are specified, the controls SHOULD be appended to the existing set of controls, in the order they are defined in the XML.</p> <p>For example, consider the following XML fragment:</p> <pre data-bbox="521 863 1300 936">&lt;tab id="MyTab" insertBeforeQ="x:OtherTab" label="Custom Tab"&gt; ... &lt;/tab&gt;</pre> <p>In this example, a new custom tab with an identifier of "MyTab" is to be inserted before the custom tab with a qualified identifier of "x:OtherTab".</p> <p>The possible values for this attribute are defined by the <b>ST_QID</b> simple type, as specified in section <a href="#">2.3.9</a>.</p>
<b>keytip</b> (keytip)	<p>Specifies a <b>string</b> to be used as the suggested KeyTip for this control.</p> <p>The <b>keytip</b> and <b>getKeytip</b> attributes are mutually exclusive. If neither attribute is specified, the application SHOULD generate a KeyTip for the control automatically.</p> <p>For example, consider a button with KeyTip 'K', as follows:</p>  <p>This is specified using the following XML fragment:</p> <pre data-bbox="521 1381 1211 1409">&lt;button id="button" imageMso="HappyFace" keytip="K" /&gt;</pre> <p>The possible values for this attribute are defined by the <b>ST_Keytip</b> simple type, as specified in section <a href="#">2.3.7</a>.</p>
<b>label</b> (label)	<p>Specifies a <b>string</b> to be used as the label for this control.</p> <p>The <b>label</b> and <b>getLabel</b> attributes are mutually exclusive. If neither attribute is specified, no label SHOULD be displayed.</p> <p>For example, consider the following XML fragment:</p> <pre data-bbox="521 1661 1084 1688">&lt;button id="button" label="Custom Button" /&gt;</pre>

Attributes	Description
	<p>This specifies a custom <b>button</b> with a <b>label</b> of "Custom Button".</p> <p>The possible values for this attribute are defined by the <b>ST_String</b> simple type, as specified in section <a href="#">2.3.11</a>.</p>
<p><b>screentip</b> (screentip)</p>	<p>Specifies a <b>string</b> to be shown as the screentip for this control.</p> <p>The <b>screentip</b> and <b>getScreentip</b> attributes are mutually exclusive. If neither attribute is specified, the application SHOULD display the label of the control as the screentip or display no screentip at all.</p> <p>For example, consider a button with a screentip, as follows:</p>  <p>This is specified using the following XML fragment:</p> <pre data-bbox="521 863 1224 915">&lt;button id="button" imageMso="HappyFace" label="Button"   size="large" screentip="This is the screentip" /&gt;</pre> <p>The possible values for this attribute are defined by the <b>ST_String</b> simple type, as specified in section <a href="#">2.3.11</a>.</p>
<p><b>supertip</b> (supertip)</p>	<p>Specifies a <b>string</b> to be shown as the supertip of the control.</p> <p>The <b>supertip</b> and <b>getSupertip</b> attributes are mutually exclusive. If neither attribute is specified no supertip for this control SHOULD be shown.</p> <p>For example, consider a control with a supertip, as follows:</p>  <p>This is specified using the following XML fragment:</p> <pre data-bbox="521 1583 1224 1661">&lt;button id="button" imageMso="HappyFace" label="Button"   size="large" screentip="Screentip"   supertip="This is the supertip string" /&gt;</pre> <p>The possible values for this attribute are defined by the <b>ST_String</b> simple type, as</p>

Attributes	Description
	specified in section <a href="#">2.3.11</a> .
<b>tag</b> (tag)	<p>Specifies an arbitrary <b>string</b> that can be used to hold data or identify the control. The contents of this attribute SHOULD be passed to any callback functions specified on this control.</p> <p>If this attribute is omitted, the control's <b>tag</b> value SHOULD default to an empty <b>string</b>.</p> <p>For example, consider the following XML fragment:</p> <pre data-bbox="521 449 1122 499">&lt;button id="button" label="Button" tag="123456"   onAction="ButtonClicked" /&gt;</pre> <p>This specifies a <b>button</b> with a <b>tag</b> value of "123456", which is passed to the <b>ButtonClicked</b> callback function.</p> <p>The possible values for this attribute are defined by the <b>ST_String</b> simple type, as specified in section <a href="#">2.3.11</a>.</p>
<b>visible</b> (control visibility)	<p>Specifies the visibility state of the control.</p> <p>The <b>getVisible</b> and <b>visible</b> attributes are mutually exclusive. If these attributes are omitted, the control SHOULD default to being visible.</p> <p>For example, consider the following XML fragment:</p> <pre data-bbox="521 810 1019 835">&lt;tab idMso="TabHome" visible="false" /&gt;</pre> <p>In this example, the built-in tab with an identifier of "TabHome" is hidden.</p> <p>The possible values for this attribute are defined by the XML schema <b>boolean</b> datatype.</p>

The following XML schema fragment defines the contents of this element:

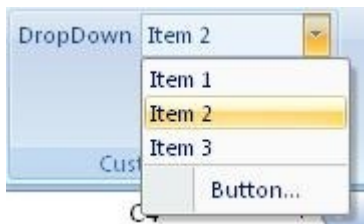
```
<complexType name="CT_Group">
  <sequence>
    <sequence>
      <choice minOccurs="0" maxOccurs="1000">
        <group ref="EG_Controls"/>
        <element name="separator" type="CT_Separator"/>
      </choice>
    </sequence>
    <element name="dialogBoxLauncher" type="CT_DialogLauncher" minOccurs="0"
      maxOccurs="1"/>
  </sequence>
  <attributeGroup ref="AG_IDAttributes"/>
  <attributeGroup ref="AG_Label"/>
  <attributeGroup ref="AG_Image"/>
  <attributeGroup ref="AG_PositionAttributes"/>
  <attributeGroup ref="AG_Screentip"/>
  <attributeGroup ref="AG_Visible"/>
  <attributeGroup ref="AG_Keytip"/>
</complexType>
```

### 2.2.24 item (Selection Item)

This element specifies an item in a selection-type control.



For example, consider a drop-down control with three selection items, as follows:



**Figure 14: A drop-down control with selection items**

This is specified using the following XML fragment:


```
<dropDown id="dropDown" label="DropDown">
  <item id="item1" label="Item 1" />
  <item id="item2" label="Item 2" />
  <item id="item3" label="Item 3" />
  <button id="button" label="Button..." />
</dropDown>
```


The following table summarizes the elements that are parents of this element.

Parent Elements
<b>comboBox</b> (section <a href="#">2.2.7</a> ); <b>dropDown</b> (section <a href="#">2.2.17</a> ); <b>gallery</b> (section <a href="#">2.2.21</a> ); <b>gallery</b> (section <a href="#">2.2.22</a> )

The following table summarizes the attributes of this element.

Attributes	Description
<b>id</b> (custom control identifier)	<p>Specifies the identifier for a custom control. All new custom controls MUST have unique identifiers. The identifier of a control SHOULD be passed to callback functions to identify which control corresponds to the function call.</p> <p>The <b>id</b>, <b>idQ</b>, and <b>idMso</b> attributes are mutually exclusive. At least one of these attributes MUST be specified.</p> <p>For example, consider the following XML fragment:</p> <pre>&lt;button id="MyButton" label="Button" /&gt;</pre> <p>This specifies a custom button control with an identifier of "MyButton".</p> <p>The possible values for this attribute are defined by the <b>ST_UniqueID</b> simple type, as specified in section <a href="#">2.3.13</a>.</p>
<b>image</b> (custom image identifier)	<p>Specifies the identification information for an image to be used as the icon for this control. This attribute is used to specify an embedded picture that resides locally within the containing file.</p> <p>The <b>getImage</b>, <b>image</b>, and <b>imageMso</b> attributes are mutually exclusive. If none of these attributes are specified a blank icon SHOULD be displayed, unless the <b>showImage</b> or <b>getShowImage</b> attributes are specified and used to hide the icon.</p> <p>For example, consider the following XML fragment:</p> <pre>&lt;button id="button" image="ForestPic" /&gt;</pre>

Attributes	Description
	<p>In this example, the custom button has an icon that is the embedded image file referenced by the relationship identifier of "ForestPic".</p> <p>The possible values for this attribute are defined by the <b>ST Uri</b> simple type, as specified in section <a href="#">2.3.14</a>.</p>
<p><b>imageMso</b> (built-in image identifier)</p>	<p>Specifies the identifier of a built-in image to be used as the icon of this control.</p> <p>The contents of this attribute are application-defined and SHOULD be ignored if not understood.</p> <p>The <b>getImage</b>, <b>image</b>, and <b>imageMso</b> attributes are mutually exclusive. If none of these attributes are specified a blank icon SHOULD be displayed, unless the <b>showImage</b> or <b>getShowImage</b> attributes are specified and used to hide the icon.</p> <p>For example, consider the following XML fragment:</p> <pre data-bbox="483 573 971 594" style="border: 1px solid black; padding: 5px;"> &lt;button id="button" imageMso="Bold" /&gt; </pre> <p>In this example, the custom button uses the built-in image with an identifier of "Bold".</p> <p>The possible values for this attribute are defined by the <b>ST ID</b> simple type, as specified in section <a href="#">2.3.5</a>.</p>
<p><b>label</b> (label)</p>	<p>Specifies a <b>string</b> to be used as the label for this control.</p> <p>The <b>label</b> and <b>getLabel</b> attributes are mutually exclusive. If neither attribute is specified, the label for the control SHOULD be blank.</p> <p>For example, consider the following XML fragment:</p> <pre data-bbox="483 884 1044 905" style="border: 1px solid black; padding: 5px;"> &lt;button id="button" label="Custom Button" /&gt; </pre> <p>This specifies a custom <b>button</b> with a <b>label</b> of "Custom Button".</p> <p>The possible values for this attribute are defined by the <b>ST String</b> simple type, as specified in section <a href="#">2.3.11</a>.</p>
<p><b>screentip</b> (screentip)</p>	<p>Specifies a <b>string</b> to be shown as the screentip for this control.</p> <p>The <b>screentip</b> and <b>getScreentip</b> attributes are mutually exclusive. If neither attribute is specified, the application SHOULD display the label of the control as the screentip or display no screentip at all.</p> <p>For example, consider a button with a screentip, as follows:</p>  <p>This is specified using the following XML fragment:</p> <pre data-bbox="483 1591 1182 1644" style="border: 1px solid black; padding: 5px;"> &lt;button id="button" imageMso="HappyFace" label="Button" size="large" screentip="This is the screentip" /&gt; </pre> <p>The possible values for this attribute are defined by the <b>ST String</b> simple type, as specified in section <a href="#">2.3.11</a>.</p>

Attributes	Description
<b>supertip</b> (supertip)	<p>Specifies a <b>string</b> to be shown as the supertip of the control.</p> <p>The <b>supertip</b> and <b>getSupertip</b> attributes are mutually exclusive. If neither attribute is specified no supertip SHOULD be shown.</p> <p>For example, consider a control with a supertip, as follows:</p>  <p>This is specified using the following XML fragment:</p> <pre data-bbox="483 772 1182 852">&lt;button id="button" imageMso="HappyFace" label="Button"   size="large" screentip="Screentip"   supertip="This is the supertip string" /&gt;</pre> <p>The possible values for this attribute are defined by the <b>ST_String</b> simple type, as specified in section <a href="#">2.3.11</a>.</p>

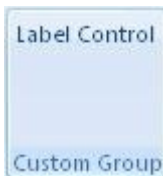
The following XML schema fragment defines the contents of this element:

```
<complexType name="CT_Item">
  <attribute name="id" type="ST_UniqueID" use="optional"/>
  <attribute name="label" type="ST_String" use="optional"/>
  <attribute name="image" type="ST Uri" use="optional"/>
  <attribute name="imageMso" type="ST_ID" use="optional"/>
  <attribute name="screentip" type="ST_String" use="optional"/>
  <attribute name="supertip" type="ST_String" use="optional"/>
</complexType>
```

### 2.2.25 labelControl (Text Label)

This element specifies a control that displays a simple string of text.

For example, consider a label control, as follows:



**Figure 15: A label control**

This is specified using the following XML fragment:

```
<labelControl id="label" label="Label Control" />
```

The following table summarizes the elements that are parents of this element.

Parent Elements
<b>box</b> (section <a href="#">2.2.1</a> ); <b>group</b> (section <a href="#">2.2.23</a> )

The following table summarizes the attributes of this element.

Attributes	Description
<b>enabled</b> (enabled state)	<p>Specifies the enabled state of the control.</p> <p>The <b>getEnabled</b> and <b>enabled</b> attributes are mutually exclusive. If neither attribute is specified, the control SHOULD default to being enabled.</p> <p>This attribute cannot be used to enable a built-in control that would otherwise be disabled by the application.</p> <p>For example, consider the following XML fragment:</p> <pre>&lt;button id="button" label="Disabled Button" enabled="false" /&gt;</pre> <p>This specifies a new button that is disabled. A permanently disabled button is not very useful, thus the <b>enabled</b> attribute is not commonly used.</p> <p>The possible values for this attribute are defined by the XML schema <b>boolean</b> datatype.</p>
<b>getEnabled</b> ( <b>getEnabled</b> callback)	<p>Specifies the name of a callback function to be called to determine the enabled state of this control.</p> <p>The <b>getEnabled</b> and <b>enabled</b> attributes are mutually exclusive. If neither attribute is specified, the control SHOULD default to being enabled.</p> <p>For example, consider the following XML fragment:</p> <pre>&lt;button id="button" getEnabled="IsButtonEnabled" /&gt;</pre> <p>In this example, the <b>IsButtonEnabled</b> callback function is called when the application needs to determine the enabled state of the button.</p> <p>The possible values for this attribute are defined by the <b>ST_Delegate</b> simple type, as specified in section <a href="#">2.3.2</a>.</p>
<b>getImage</b> ( <b>getImage</b> callback)	<p>Specifies the name of a callback function to be called to determine the icon of this control.</p> <p>The <b>getImage</b>, <b>image</b>, and <b>imageMso</b> attributes are mutually exclusive. If none of these attributes are specified, no icon SHOULD be displayed.</p> <p>For example, consider the following XML fragment:</p> <pre>&lt;button id="button" getImage="GetButtonImage" /&gt;</pre> <p>In this example, the <b>GetButtonImage</b> callback function is called when the application needs to determine the icon of the button.</p> <p>The possible values for this attribute are defined by the <b>ST_Delegate</b> simple type, as specified in section <a href="#">2.3.2</a>.</p>
<b>getKeytip</b>	Specifies the name of a callback function to be called to determine the suggested


Attributes	Description
<b>(getKeytip</b> callback)	<p>KeyTip of this control.</p> <p>The <b>getKeytip</b> and <b>keytip</b> attributes are mutually exclusive. If neither attribute is specified, the application SHOULD generate a KeyTip for the control automatically. For example, consider the following XML fragment:</p> <pre data-bbox="521 344 1162 369">&lt;button id="button" getKeytip="GetButtonKeytip" /&gt;</pre> <p>In this example, the <b>GetButtonKeytip</b> callback function is called when the application needs to determine the KeyTip of the button.</p> <p>The possible values for this attribute are defined by the <b>ST_Delegate</b> simple type, as specified in section <a href="#">2.3.2</a>.</p>
<b>getLabel</b> ( <b>getLabel</b> callback)	<p>Specifies the name of a callback function to be called to determine the label of this control.</p> <p>The <b>getLabel</b> and <b>label</b> attributes are mutually exclusive. If neither attribute is specified, no label SHOULD be displayed. For example, consider the following XML fragment:</p> <pre data-bbox="521 705 1138 730">&lt;button id="button" getLabel="GetButtonLabel" /&gt;</pre> <p>In this example, the <b>GetButtonLabel</b> callback function is called when the application needs to determine the label of the button.</p> <p>The possible values for this attribute are defined by the <b>ST_Delegate</b> simple type, as specified in section <a href="#">2.3.2</a>.</p>
<b>getScreentip</b> ( <b>getScreentip</b> callback)	<p>Specifies the name of a callback function to be called to determine the screentip of this control.</p> <p>The <b>getScreentip</b> and <b>screentip</b> attributes are mutually exclusive. If neither attribute is specified, the application SHOULD display the label of the control as the screentip or display no screentip at all. For example, consider the following XML fragment:</p> <pre data-bbox="521 1094 1239 1119">&lt;button id="button" getScreentip="GetButtonScreentip" /&gt;</pre> <p>In this example, the <b>GetButtonScreentip</b> callback function is called when the application needs to determine the screentip of the button.</p> <p>The possible values for this attribute are defined by the <b>ST_Delegate</b> simple type, as specified in section <a href="#">2.3.2</a>.</p>
<b>getShowImage</b> ( <b>getShowImage</b> callback)	<p>Specifies the name of a callback function to be called to determine whether the application SHOULD display the icon of this control.</p> <p>This attribute SHOULD have no effect if the <b>size</b> or <b>getSize</b> attributes specify that the control is "large".</p> <p>The <b>showImage</b> and <b>getShowImage</b> attributes are mutually exclusive. If neither attribute is specified, the control SHOULD display its icon. For example, consider the following XML fragment:</p> <pre data-bbox="521 1514 1263 1539">&lt;button id="button" getShowImage="IsButtonImageVisible" /&gt;</pre> <p>In this example, the <b>IsButtonImageVisible</b> callback function is called when the application needs to determine whether to display the icon of the button.</p> <p>The possible values for this attribute are defined by the <b>ST_Delegate</b> simple type, as specified in section <a href="#">2.3.2</a>.</p>
<b>getShowLabel</b>	<p>Specifies the name of a callback function to be called to determine whether the</p>



Attributes	Description
<b>(getShowLabel</b> callback)	<p>application SHOULD display the label of this control.</p> <p>This attribute SHOULD have no effect if the <b>size</b> or <b>getSize</b> attributes specify that the control is "large".</p> <p>The <b>showLabel</b> and <b>getShowLabel</b> attributes are mutually exclusive. If neither attribute is specified, the control SHOULD default to showing its label.</p> <p>For example, consider the following XML fragment:</p> <pre data-bbox="521 407 1263 428">&lt;button id="button" getShowLabel="IsButtonLabelVisible" /&gt;</pre> <p>In this example, the <b>IsButtonLabelVisible</b> callback function is called when the application needs to determine whether to display the label of the button.</p> <p>The possible values for this attribute are defined by the <b>ST_Delegate</b> simple type, as specified in section <a href="#">2.3.2</a>.</p>
<b>getSupertip</b> ( <b>getSupertip</b> callback)	<p>Specifies the name of a callback function to be called to determine the supertip of this control.</p> <p>The <b>getSupertip</b> and <b>supertip</b> attributes are mutually exclusive. If neither attribute is specified, no supertip for this control SHOULD be shown.</p> <p>For example, consider the following XML fragment:</p> <pre data-bbox="521 764 1211 785">&lt;button id="button" getSupertip="GetButtonSupertip" /&gt;</pre> <p>In this example, the <b>GetButtonSupertip</b> callback function is called when the application needs to determine the supertip of the button.</p> <p>The possible values for this attribute are defined by the <b>ST_Delegate</b> simple type, as specified in section <a href="#">2.3.2</a>.</p>
<b>getVisible</b> ( <b>getVisible</b> callback)	<p>Specifies the name of a callback function to be called to determine the visibility state of this control.</p> <p>The <b>getVisible</b> and <b>visible</b> attributes are mutually exclusive. If neither attribute is specified, the control SHOULD default to being visible.</p> <p>For example, consider the following XML fragment:</p> <pre data-bbox="521 1125 1174 1146">&lt;button id="button" getVisible="IsButtonVisible" /&gt;</pre> <p>In this example, the <b>IsButtonVisible</b> callback function is called when the application needs to determine the visibility of the button.</p> <p>The possible values for this attribute are defined by the <b>ST_Delegate</b> simple type, as specified in section <a href="#">2.3.2</a>.</p>
<b>id</b> (control identifier)	<p>Specifies the identifier for a custom control. All custom controls MUST have unique identifiers. The identifier of a control SHOULD be passed to callback functions to identify which control corresponds to the function call.</p> <p>The <b>id</b>, <b>idQ</b>, and <b>idMso</b> attributes are mutually exclusive. At least one of these attributes MUST be specified.</p> <p>For example, consider the following XML fragment:</p> <pre data-bbox="521 1514 1019 1535">&lt;button id="MyButton" label="Button" /&gt;</pre> <p>This specifies a custom button control with an identifier of "MyButton".</p> <p>The possible values for this attribute are defined by the <b>ST_UniqueID</b> simple type, as specified in section <a href="#">2.3.13</a>.</p>
<b>idMso</b> (built-in control identifier)	<p>Specifies the identifier of a built-in control.</p>


Attributes	Description
	<p>The contents of this attribute are application-defined.</p> <p>The <b>id</b>, <b>idQ</b>, and <b>idMso</b> attributes are mutually exclusive. At least one of these attributes <b>MUST</b> be specified.</p> <p>For example, consider the following XML fragment:</p> <pre data-bbox="521 346 829 369">&lt;control idMso="Bold" /&gt;</pre> <p>This creates a clone of the control with an identifier of "Bold".</p> <p>The possible values for this attribute are defined by the <b>ST_ID</b> simple type, as specified in section <a href="#">2.3.5</a>.</p>
<p><b>idQ</b> (qualified control identifier)</p>	<p>Specifies a qualified identifier for a control.</p> <p>The <b>idQ</b> attribute can be used to reference controls or containers created by other Custom UI documents.</p> <p>The <b>id</b>, <b>idQ</b>, and <b>idMso</b> attributes are mutually exclusive. At least one of these attributes <b>MUST</b> be specified.</p> <p>For example, consider the following XML fragment:</p> <pre data-bbox="521 716 1312 1056">&lt;customUI   xmlns="http://schemas.microsoft.com/office/2006/01/customui"   xmlns:ex="http://www.example.com"&gt;   &lt;ribbon&gt;     &lt;tabs&gt;       &lt;tab idQ="ex:OtherTab" label="Shared Tab"&gt;         &lt;group id="MyGroup" label="My Group"&gt;           ...         &lt;/group&gt;       &lt;/tab&gt;     &lt;/tabs&gt;   &lt;/ribbon&gt; &lt;/customUI&gt;</pre> <p>In this case, <b>ex</b> is an XML namespace prefix for the namespace <a href="http://www.example.com">http://www.example.com</a>. This XML fragment refers to a <b>tab</b> in that namespace with an identifier of "OtherTab". If that tab cannot be found, it is created. A new group belonging to this file is added to the tab.</p> <p>The possible values for this attribute are defined by the <b>ST_QID</b> simple type, as specified in section <a href="#">2.3.9</a>.</p>
<p><b>image</b> (custom image identifier)</p>	<p>Specifies the relationship identifier for an image which <b>SHOULD</b> be used as the icon for this control. This attribute is used to specify an embedded picture that resides locally within the containing file.</p> <p>The <b>getImage</b>, <b>image</b>, and <b>imageMso</b> attributes are mutually exclusive. If none of these attributes are specified, no icon <b>SHOULD</b> be displayed.</p> <p>For example, consider the following XML fragment:</p> <pre data-bbox="521 1472 1032 1495">&lt;button id="button" image="ForestPic" /&gt;</pre> <p>This specifies a custom button whose icon <b>SHOULD</b> be the embedded image file referenced by the relationship identifier of "ForestPic".</p> <p>The possible values for this attribute are defined by the <b>ST_Uri</b> simple type, as specified in section <a href="#">2.3.14</a>.</p>
<p><b>imageMso</b> (built-in image identifier)</p>	<p>Specifies the identifier of a built-in image which <b>SHOULD</b> be used as the icon of this control.</p>

Attributes	Description
	<p>The contents of this attribute are application-defined and SHOULD be ignored if not understood.</p> <p>The <b>getImage</b>, <b>image</b>, and <b>imageMso</b> attributes are mutually exclusive. If none of these attributes are specified, no icon SHOULD be displayed.</p> <p>For example, consider the following XML fragment:</p> <pre data-bbox="521 373 1008 394">&lt;button id="button" imageMso="Bold" /&gt;</pre> <p>This specifies a custom button that SHOULD use the built-in image with an identifier of "Bold".</p> <p>The possible values for this attribute are defined by the <b>ST_ID</b> simple type, as specified in section <a href="#">2.3.5</a>.</p>
<p><b>insertAfterMso</b> (identifier of built-in control to insert after)</p>	<p>Specifies the identifier of a built-in control that this control SHOULD be inserted after. If the value of this attribute is not understood, it SHOULD be ignored.</p> <p>The <b>insertAfterMso</b>, <b>insertAfterQ</b>, <b>insertBeforeMso</b>, and <b>insertBeforeQ</b> attributes are mutually exclusive. If none of these attributes are specified, the controls SHOULD be appended to the existing set of controls, in the order they are defined in the XML.</p> <p>For example, consider the following XML fragment:</p> <pre data-bbox="521 785 1289 858">&lt;tab id="MyTab" insertAfterMso="TabHome" label="Custom Tab"&gt; ... &lt;/tab&gt;</pre> <p>In this example, a new custom tab with an identifier of "MyTab" is to be inserted after the built-in tab with an identifier of "TabHome".</p> <p>The possible values for this attribute are defined by the <b>ST_ID</b> simple type, as specified in section <a href="#">2.3.5</a>.</p>
<p><b>insertAfterQ</b> (qualified identifier of control to insert after)</p>	<p>Specifies the qualified identifier of a control that this control SHOULD be inserted after. If the value of this attribute is not understood, it SHOULD be ignored.</p> <p>The <b>insertAfterMso</b>, <b>insertAfterQ</b>, <b>insertBeforeMso</b>, and <b>insertBeforeQ</b> attributes are mutually exclusive. If none of these attributes are specified, the controls SHOULD be appended to the existing set of controls, in the order they are defined in the XML.</p> <p>For example, consider the following XML fragment:</p> <pre data-bbox="521 1251 1300 1325">&lt;tab id="MyTab" insertAfterQ="x:OtherTab" label="Custom Tab"&gt; ... &lt;/tab&gt;</pre> <p>In this example, a new custom tab with an identifier of "MyTab" is to be inserted after the custom tab with a qualified identifier of "x:OtherTab".</p> <p>The possible values for this attribute are defined by the <b>ST_QID</b> simple type, as specified in section <a href="#">2.3.9</a>.</p>
<p><b>insertBeforeMso</b> (identifier of built-in control to insert before)</p>	<p>Specifies the identifier of a built-in control that this control SHOULD be inserted before. If the value of this attribute is not understood, it SHOULD be ignored.</p> <p>The <b>insertAfterMso</b>, <b>insertAfterQ</b>, <b>insertBeforeMso</b>, and <b>insertBeforeQ</b> attributes are mutually exclusive. If none of these attributes are specified, the controls SHOULD be appended to the existing set of controls, in the order they are defined in the XML.</p> <p>For example, consider the following XML fragment:</p>



Attributes	Description
	<pre data-bbox="521 218 1300 296">&lt;tab id="MyTab" insertBeforeMso="TabHome" label="Custom Tab"&gt; ... &lt;/tab&gt;</pre> <p data-bbox="493 325 1360 380">In this example, a new custom tab with an identifier of "MyTab" is to be inserted before the built-in tab with an identifier of "TabHome".</p> <p data-bbox="493 386 1341 438">The possible values for this attribute are defined by the <b>ST_ID</b> simple type, as specified in section <a href="#">2.3.5</a>.</p>
<b>insertBeforeQ</b> (qualified identifier of control to insert before)	<p data-bbox="493 464 1360 518">Specifies the qualified identifier of a control that this control SHOULD be inserted before. If the value of this attribute is not understood, it SHOULD be ignored.</p> <p data-bbox="493 525 1382 625">The <b>insertAfterMso</b>, <b>insertAfterQ</b>, <b>insertBeforeMso</b>, and <b>insertBeforeQ</b> attributes are mutually exclusive. If none of these attributes are specified, the controls SHOULD be appended to the existing set of controls, in the order they are defined in the XML.</p> <p data-bbox="493 632 1040 659">For example, consider the following XML fragment:</p> <pre data-bbox="521 684 1312 762">&lt;tab id="MyTab" insertBeforeQ="x:OtherTab" label="Custom Tab"&gt; ... &lt;/tab&gt;</pre> <p data-bbox="493 791 1360 846">In this example, a new custom tab with an identifier of "MyTab" is to be inserted before the custom tab with a qualified identifier of "x:OtherTab".</p> <p data-bbox="493 852 1360 907">The possible values for this attribute are defined by the <b>ST_QID</b> simple type, as specified in section <a href="#">2.3.9</a>.</p>
<b>keytip</b> (keytip)	<p data-bbox="493 926 1247 953">Specifies a <b>string</b> to be used as the suggested KeyTip for this control.</p> <p data-bbox="493 959 1382 1014">The <b>keytip</b> and <b>getKeytip</b> attributes are mutually exclusive. If neither attribute is specified, the application SHOULD generate a KeyTip for the control automatically.</p> <p data-bbox="493 1020 1122 1047">For example, consider a button with KeyTip 'K', as follows:</p>  <p data-bbox="493 1155 1036 1182">This is specified using the following XML fragment:</p> <pre data-bbox="521 1207 1211 1234">&lt;button id="button" imageMso="HappyFace" keytip="K" /&gt;</pre> <p data-bbox="493 1260 1390 1314">The possible values for this attribute are defined by the <b>ST_Keytip</b> simple type, as specified in section <a href="#">2.3.7</a>.</p>
<b>label</b> (label)	<p data-bbox="493 1335 1109 1362">Specifies a <b>string</b> to be used as the label for this control.</p> <p data-bbox="493 1369 1354 1423">The <b>label</b> and <b>getLabel</b> attributes are mutually exclusive. If neither attribute is specified, no label SHOULD be displayed.</p> <p data-bbox="493 1430 1040 1457">For example, consider the following XML fragment:</p> <pre data-bbox="521 1482 1084 1509">&lt;button id="button" label="Custom Button" /&gt;</pre> <p data-bbox="493 1535 1187 1562">This specifies a custom <b>button</b> with a <b>label</b> of "Custom Button".</p> <p data-bbox="493 1568 1386 1623">The possible values for this attribute are defined by the <b>ST_String</b> simple type, as specified in section <a href="#">2.3.11</a>.</p>
<b>screentip</b> (screentip)	<p data-bbox="493 1650 1174 1677">Specifies a <b>string</b> to be shown as the screentip for this control.</p> <p data-bbox="493 1684 1390 1738">The <b>screentip</b> and <b>getScreentip</b> attributes are mutually exclusive. If neither attribute is specified, the application SHOULD display the label of the control as the</p>

Attributes	Description
	<p>screenTip or display no screenTip at all. For example, consider a button with a screenTip, as follows:</p>  <p>This is specified using the following XML fragment:</p> <pre data-bbox="521 661 1224 716">&lt;button id="button" imageMso="HappyFace" label="Button" size="large" screenTip="This is the screenTip" /&gt;</pre> <p>The possible values for this attribute are defined by the <b>ST_String</b> simple type, as specified in section <a href="#">2.3.11</a>.</p>
<p><b>showImage</b> (show image)</p>	<p>Specifies whether this control displays an icon. This attribute SHOULD have no effect if the <b>size</b> or <b>getSize</b> attributes specify that the control is "large". The <b>showImage</b> and <b>getShowImage</b> attributes are mutually exclusive. If neither attribute is specified, the control SHOULD display its icon. For example, consider a button that does not display an icon, as follows:</p>  <p>This is specified using the following XML fragment:</p> <pre data-bbox="521 1234 993 1289">&lt;button id="button" showImage="false" label="Button with no icon" /&gt;</pre> <p>The possible values for this attribute are defined by the XML schema <b>boolean</b> datatype.</p>
<p><b>showLabel</b> (show label)</p>	<p>Specifies whether this control SHOULD display its label. This attribute SHOULD have no effect if the <b>size</b> or <b>getSize</b> attributes specify that the control is "large". The <b>showLabel</b> and <b>getShowLabel</b> attributes are mutually exclusive. If neither attribute is specified, the control SHOULD default to showing its label. For example, consider the following XML fragment:</p> <pre data-bbox="521 1598 1172 1652">&lt;button id="button" label="Label" showLabel="false" imageMso="HappyFace" /&gt;</pre> <p>This specifies a <b>button</b> that has a <b>label</b>, but does not show it. Even though the</p>

Attributes	Description
	<p><b>label</b> is hidden, it is provided to accessibility tools.</p> <p>The possible values for this attribute are defined by the XML schema <b>boolean</b> datatype.</p>
<p><b>supertip</b> (supertip)</p>	<p>Specifies a <b>string</b> to be shown as the supertip of the control.</p> <p>The <b>supertip</b> and <b>getSupertip</b> attributes are mutually exclusive. If neither attribute is specified no supertip for this control SHOULD be shown.</p> <p>For example, consider a control with a supertip, as follows:</p>  <p>This is specified using the following XML fragment:</p> <pre data-bbox="521 877 1224 953">&lt;button id="button" imageMso="HappyFace" label="Button" size="large" screentip="Screentip" supertip="This is the supertip string" /&gt;</pre> <p>The possible values for this attribute are defined by the <b>ST_String</b> simple type, as specified in section <a href="#">2.3.11</a>.</p>
<p><b>tag</b> (tag)</p>	<p>Specifies an arbitrary <b>string</b> that can be used to hold data or identify the control. The contents of this attribute SHOULD be passed to any callback functions specified on this control.</p> <p>If this attribute is omitted, the control's <b>tag</b> value SHOULD default to an empty <b>string</b>.</p> <p>For example, consider the following XML fragment:</p> <pre data-bbox="521 1255 1122 1310">&lt;button id="button" label="Button" tag="123456" onAction="ButtonClicked" /&gt;</pre> <p>This specifies a <b>button</b> with a <b>tag</b> value of "123456", which is passed to the <b>ButtonClicked</b> callback function.</p> <p>The possible values for this attribute are defined by the <b>ST_String</b> simple type, as specified in section <a href="#">2.3.11</a>.</p>
<p><b>visible</b> (control visibility)</p>	<p>Specifies the visibility state of the control.</p> <p>The <b>getVisible</b> and <b>visible</b> attributes are mutually exclusive. If these attributes are omitted, the control SHOULD default to being visible.</p> <p>For example, consider the following XML fragment:</p> <pre data-bbox="521 1619 1021 1644">&lt;tab idMso="TabHome" visible="false" /&gt;</pre> <p>In this example, the built-in tab with an identifier of "TabHome" is hidden.</p> <p>The possible values for this attribute are defined by the XML schema <b>boolean</b></p>

Attributes	Description
	datatype.

The following XML schema fragment defines the contents of this element:

```
<complexType name="CT_LabelControl">
  <complexContent>
    <restriction base="CT_Control">
      <attribute name="image" use="prohibited"/>
      <attribute name="imageMso" use="prohibited"/>
      <attribute name="getImage" use="prohibited"/>
      <attribute name="keytip" use="prohibited"/>
      <attribute name="getKeytip" use="prohibited"/>
      <attribute name="showImage" use="prohibited"/>
      <attribute name="getShowImage" use="prohibited"/>
    </restriction>
  </complexContent>
</complexType>
```

## 2.2.26 menu (Unsize Menu)

This element specifies a menu control that, because of its location, cannot have its size changed. The **size** attribute is not present. It otherwise behaves identically to the regular **menu** element, as specified in section [2.2.28](#).


The following table summarizes the elements that are parents of this element.

Parent Elements
<b>buttonGroup</b> (section <a href="#">2.2.5</a> ); <b>menu</b> (section <a href="#">2.2.28</a> ); <b>menu</b> (section <a href="#">2.2.26</a> ); <b>menu</b> (section <a href="#">2.2.29</a> ); <b>splitButton</b> (section <a href="#">2.2.38</a> ); <b>splitButton</b> (section <a href="#">2.2.36</a> )

The following table summarizes the child elements of this element.

Child Elements	Section
<b>button</b> (Unsize Button)	<a href="#">2.2.3</a>
<b>checkBox</b> (Check Box)	<a href="#">2.2.6</a>
<b>control</b> (Unsize Control Clone)	<a href="#">2.2.11</a>
<b>dynamicMenu</b> (Unsize Dynamic Menu)	<a href="#">2.2.18</a>
<b>gallery</b> (Unsize Gallery)	<a href="#">2.2.22</a>
<b>menu</b> (Unsize Menu)	<a href="#">2.2.26</a>
<b>menuSeparator</b> (Menu Separator)	<a href="#">2.2.30</a>
<b>splitButton</b> (Unsize Split Button)	<a href="#">2.2.36</a>
<b>toggleButton</b> (Unsize Toggle Button)	<a href="#">2.2.42</a>

The following table summarizes the attributes of this element.

Attributes	Description
<b>description</b> (description)	<p>Specifies a detailed description of the control, which SHOULD be displayed in detailed views.</p> <p>The <b>description</b> and <b>getDescription</b> attributes are mutually exclusive. If neither attribute is specified, the control SHOULD NOT display any detailed text.</p> <p>For example, consider a button with a detailed description, as follows:</p>  <p>This is specified using the following XML fragment:</p> <pre data-bbox="521 527 1276 600">&lt;button id="button" label="Button" imageMso="HappyFace" description="This is a verbose description that describes the function of this control in detail." /&gt;</pre> <p>The possible values for this attribute are defined by the <b>ST_LongString</b> simple type, as specified in section <a href="#">2.3.8</a>.</p>
<b>enabled</b> (enabled state)	<p>Specifies the enabled state of the control.</p> <p>The <b>getEnabled</b> and <b>enabled</b> attributes are mutually exclusive. If neither attribute is specified, the control SHOULD default to being enabled.</p> <p>This attribute cannot be used to enable a built-in control that would otherwise be disabled by the application.</p> <p>For example, consider the following XML fragment:</p> <pre data-bbox="521 915 1317 936">&lt;button id="button" label="Disabled Button" enabled="false" /&gt;</pre> <p>This specifies a new button that is disabled. A permanently disabled button is not very useful, thus the <b>enabled</b> attribute is not commonly used.</p> <p>The possible values for this attribute are defined by the XML schema <b>boolean</b> datatype.</p>
<b>getDescription</b> (getDescription callback)	<p>Specifies the name of a callback function to be called to determine the detailed description of this control.</p> <p>The <b>getDescription</b> and <b>description</b> attributes are mutually exclusive. If neither attribute is specified, the control SHOULD NOT display any detailed text.</p> <p>For example, consider the following XML fragment:</p> <pre data-bbox="521 1272 1289 1293">&lt;button id="button" getDescription="GetButtonDescription" /&gt;</pre> <p>In this example, the <b>GetButtonDescription</b> callback function is called when the application needs to determine the detailed description of the button.</p> <p>The possible values for this attribute are defined by the <b>ST_Delegate</b> simple type, as specified in section <a href="#">2.3.2</a>.</p>
<b>getEnabled</b> (getEnabled callback)	<p>Specifies the name of a callback function to be called to determine the enabled state of this control.</p> <p>The <b>getEnabled</b> and <b>enabled</b> attributes are mutually exclusive. If neither attribute is specified, the control SHOULD default to being enabled.</p> <p>For example, consider the following XML fragment:</p> <pre data-bbox="521 1629 1175 1650">&lt;button id="button" getEnabled="IsButtonEnabled" /&gt;</pre> <p>In this example, the <b>IsButtonEnabled</b> callback function is called when the</p>

Attributes	Description
	<p>application needs to determine the enabled state of the button.</p> <p>The possible values for this attribute are defined by the <b>ST_Delegate</b> simple type, as specified in section <a href="#">2.3.2</a>.</p>
<p><b>getImage</b> (<b>getImage</b> callback)</p>	<p>Specifies the name of a callback function to be called to determine the icon of this control.</p> <p>The <b>getImage</b>, <b>image</b>, and <b>imageMso</b> attributes are mutually exclusive. If none of these attributes are specified, no icon SHOULD be displayed.</p> <p>For example, consider the following XML fragment:</p> <pre data-bbox="521 478 1133 506">&lt;button id="button" getImage="GetButtonImage" /&gt;</pre> <p>In this example, the <b>GetButtonImage</b> callback function is called when the application needs to determine the icon of the button.</p> <p>The possible values for this attribute are defined by the <b>ST_Delegate</b> simple type, as specified in section <a href="#">2.3.2</a>.</p>
<p><b>getKeytip</b> (<b>getKeytip</b> callback)</p>	<p>Specifies the name of a callback function to be called to determine the suggested KeyTip of this control.</p> <p>The <b>getKeytip</b> and <b>keytip</b> attributes are mutually exclusive. If neither attribute is specified, the application SHOULD generate a KeyTip for the control automatically.</p> <p>For example, consider the following XML fragment:</p> <pre data-bbox="521 842 1159 869">&lt;button id="button" getKeytip="GetButtonKeytip" /&gt;</pre> <p>In this example, the <b>GetButtonKeytip</b> callback function is called when the application needs to determine the KeyTip of the button.</p> <p>The possible values for this attribute are defined by the <b>ST_Delegate</b> simple type, as specified in section <a href="#">2.3.2</a>.</p>
<p><b>getLabel</b> (<b>getLabel</b> callback)</p>	<p>Specifies the name of a callback function to be called to determine the label of this control.</p> <p>The <b>getLabel</b> and <b>label</b> attributes are mutually exclusive. If neither attribute is specified, no label SHOULD be displayed.</p> <p>For example, consider the following XML fragment:</p> <pre data-bbox="521 1203 1133 1230">&lt;button id="button" getLabel="GetButtonLabel" /&gt;</pre> <p>In this example, the <b>GetButtonLabel</b> callback function is called when the application needs to determine the label of the button.</p> <p>The possible values for this attribute are defined by the <b>ST_Delegate</b> simple type, as specified in section <a href="#">2.3.2</a>.</p>
<p><b>getScreentip</b> (<b>getScreentip</b> callback)</p>	<p>Specifies the name of a callback function to be called to determine the screentip of this control.</p> <p>The <b>getScreentip</b> and <b>screentip</b> attributes are mutually exclusive. If neither attribute is specified, the application SHOULD display the label of the control as the screentip or display no screentip at all.</p> <p>For example, consider the following XML fragment:</p> <pre data-bbox="521 1587 1235 1614">&lt;button id="button" getScreentip="GetButtonScreentip" /&gt;</pre> <p>In this example, the <b>GetButtonScreentip</b> callback function is called when the application needs to determine the screentip of the button.</p> <p>The possible values for this attribute are defined by the <b>ST_Delegate</b> simple type,</p>



Attributes	Description
	as specified in section <a href="#">2.3.2</a> .
<b>getShowImage</b> <b>(getShowImage</b> callback)	<p>Specifies the name of a callback function to be called to determine whether the application SHOULD display the icon of this control.</p> <p>This attribute SHOULD have no effect if the <b>size</b> or <b>getSize</b> attributes specify that the control is "large".</p> <p>The <b>showImage</b> and <b>getShowImage</b> attributes are mutually exclusive. If neither attribute is specified, the control SHOULD display its icon.</p> <p>For example, consider the following XML fragment:</p> <pre data-bbox="521 478 1263 506">&lt;button id="button" getShowImage="IsButtonImageVisible" /&gt;</pre> <p>In this example, the <b>IsButtonImageVisible</b> callback function is called when the application needs to determine whether to display the icon of the button.</p> <p>The possible values for this attribute are defined by the <b>ST_Delegate</b> simple type, as specified in section <a href="#">2.3.2</a>.</p>
<b>getShowLabel</b> <b>(getShowLabel</b> callback)	<p>Specifies the name of a callback function to be called to determine whether the application SHOULD display the label of this control.</p> <p>This attribute SHOULD have no effect if the <b>size</b> or <b>getSize</b> attributes specify that the control SHOULD be large.</p> <p>The <b>showLabel</b> and <b>getShowLabel</b> attributes are mutually exclusive. If neither attribute is specified, the control SHOULD default to showing its label.</p> <p>For example, consider the following XML fragment:</p> <pre data-bbox="521 898 1263 926">&lt;button id="button" getShowLabel="IsButtonLabelVisible" /&gt;</pre> <p>In this example, the <b>IsButtonLabelVisible</b> callback function is called when the application needs to determine whether to display the label of the button.</p> <p>The possible values for this attribute are defined by the <b>ST_Delegate</b> simple type, as specified in section <a href="#">2.3.2</a>.</p>
<b>getSupertip</b> <b>(getSupertip</b> callback)	<p>Specifies the name of a callback function to be called to determine the supertip of this control.</p> <p>The <b>getSupertip</b> and <b>supertip</b> attributes are mutually exclusive. If neither attribute is specified, no supertip for this control SHOULD be shown.</p> <p>For example, consider the following XML fragment:</p> <pre data-bbox="521 1262 1211 1289">&lt;button id="button" getSupertip="GetButtonSupertip" /&gt;</pre> <p>In this example, the <b>GetButtonSupertip</b> callback function is called when the application needs to determine the supertip of the button.</p> <p>The possible values for this attribute are defined by the <b>ST_Delegate</b> simple type, as specified in section <a href="#">2.3.2</a>.</p>
<b>getVisible</b> <b>(getVisible</b> callback)	<p>Specifies the name of a callback function to be called to determine the visibility state of this control.</p> <p>The <b>getVisible</b> and <b>visible</b> attributes are mutually exclusive. If neither attribute is specified, the control SHOULD default to being visible.</p> <p>For example, consider the following XML fragment:</p> <pre data-bbox="521 1623 1175 1650">&lt;button id="button" getVisible="IsButtonVisible" /&gt;</pre> <p>In this example, the <b>IsButtonVisible</b> callback function is called when the application needs to determine the visibility of the button.</p>



Attributes	Description
	<p>The possible values for this attribute are defined by the <b>ST_Delegate</b> simple type, as specified in section <a href="#">2.3.2</a>.</p>
<p><b>id</b> (control identifier)</p>	<p>Specifies the identifier for a custom control. All custom controls <b>MUST</b> have unique identifiers. The identifier of a control <b>SHOULD</b> be passed to callback functions to identify which control corresponds to the function call.</p> <p>The <b>id</b>, <b>idQ</b>, and <b>idMso</b> attributes are mutually exclusive. At least one of these attributes <b>MUST</b> be specified.</p> <p>For example, consider the following XML fragment:</p> <pre data-bbox="521 474 1019 495">&lt;button id="MyButton" label="Button" /&gt;</pre> <p>This specifies a custom button control with an identifier of "MyButton".</p> <p>The possible values for this attribute are defined by the <b>ST_UniqueID</b> simple type, as specified in section <a href="#">2.3.13</a>.</p>
<p><b>idMso</b> (built-in control identifier)</p>	<p>Specifies the identifier of a built-in control.</p> <p>The contents of this attribute are application-defined.</p> <p>The <b>id</b>, <b>idQ</b>, and <b>idMso</b> attributes are mutually exclusive. At least one of these attributes <b>MUST</b> be specified.</p> <p>For example, consider the following XML fragment:</p> <pre data-bbox="521 821 829 842">&lt;control idMso="Bold" /&gt;</pre> <p>This creates a clone of the control with an identifier of "Bold".</p> <p>The possible values for this attribute are defined by the <b>ST_ID</b> simple type, as specified in section <a href="#">2.3.5</a>.</p>
<p><b>idQ</b> (qualified control identifier)</p>	<p>Specifies a qualified identifier for a control.</p> <p>The <b>idQ</b> attribute can be used to reference controls or containers created by other Custom UI documents.</p> <p>The <b>id</b>, <b>idQ</b>, and <b>idMso</b> attributes are mutually exclusive. At least one of these attributes <b>MUST</b> be specified.</p> <p>For example, consider the following XML fragment:</p> <pre data-bbox="521 1188 1312 1528">&lt;customUI   xmlns="http://schemas.microsoft.com/office/2006/01/customui"   xmlns:ex="http://www.example.com"&gt;   &lt;ribbon&gt;     &lt;tabs&gt;       &lt;tab idQ="ex:OtherTab" label="Shared Tab"&gt;         &lt;group id="MyGroup" label="My Group"&gt;           ...         &lt;/group&gt;       &lt;/tab&gt;     &lt;/tabs&gt;   &lt;/ribbon&gt; &lt;/customUI&gt;</pre> <p>In this case, <b>ex</b> is an XML namespace prefix for the namespace <a href="http://www.example.com">http://www.example.com</a>. This XML fragment refers to a <b>tab</b> in that namespace with an identifier of "OtherTab". If that tab cannot be found, it is created. A new group belonging to this file is added to the tab.</p> <p>The possible values for this attribute are defined by the <b>ST_QID</b> simple type, as specified in section <a href="#">2.3.9</a>.</p>




Attributes	Description
<b>image</b> (custom image identifier)	<p>Specifies the relationship identifier for an image which SHOULD be used as the icon for this control. This attribute is used to specify an embedded picture that resides locally within the containing file.</p> <p>The <b>getImage</b>, <b>image</b>, and <b>imageMso</b> attributes are mutually exclusive. If none of these attributes are specified, no icon SHOULD be displayed.</p> <p>For example, consider the following XML fragment:</p> <pre data-bbox="521 407 1032 428">&lt;button id="button" image="ForestPic" /&gt;</pre> <p>This specifies a custom button whose icon SHOULD be the embedded image file referenced by the relationship identifier of "ForestPic".</p> <p>The possible values for this attribute are defined by the <b>ST_Uri</b> simple type, as specified in section <a href="#">2.3.14</a>.</p>
<b>imageMso</b> (built-in image identifier)	<p>Specifies the identifier of a built-in image which SHOULD be used as the icon of this control.</p> <p>The contents of this attribute are application-defined and SHOULD be ignored if not understood.</p> <p>The <b>getImage</b>, <b>image</b>, and <b>imageMso</b> attributes are mutually exclusive. If none of these attributes are specified, no icon SHOULD be displayed.</p> <p>For example, consider the following XML fragment:</p> <pre data-bbox="521 827 1008 848">&lt;button id="button" imageMso="Bold" /&gt;</pre> <p>This specifies a custom button that SHOULD use the built-in image with an identifier of "Bold".</p> <p>The possible values for this attribute are defined by the <b>ST_ID</b> simple type, as specified in section <a href="#">2.3.5</a>.</p>
<b>insertAfterMso</b> (identifier of built-in control to insert after)	<p>Specifies the identifier of a built-in control that this control SHOULD be inserted after. If the value of this attribute is not understood, it SHOULD be ignored.</p> <p>The <b>insertAfterMso</b>, <b>insertAfterQ</b>, <b>insertBeforeMso</b>, and <b>insertBeforeQ</b> attributes are mutually exclusive. If none of these attributes are specified, the controls SHOULD be appended to the existing set of controls, in the order they are defined in the XML.</p> <p>For example, consider the following XML fragment:</p> <pre data-bbox="521 1241 1289 1310">&lt;tab id="MyTab" insertAfterMso="TabHome" label="Custom Tab"&gt; ... &lt;/tab&gt;</pre> <p>In this example, a new custom tab with an identifier of "MyTab" is to be inserted after the built-in tab with an identifier of "TabHome".</p> <p>The possible values for this attribute are defined by the <b>ST_ID</b> simple type, as specified in section <a href="#">2.3.5</a>.</p>
<b>insertAfterQ</b> (qualified identifier of control to insert after)	<p>Specifies the qualified identifier of a control that this control SHOULD be inserted after. If the value of this attribute is not understood, it SHOULD be ignored.</p> <p>The <b>insertAfterMso</b>, <b>insertAfterQ</b>, <b>insertBeforeMso</b>, and <b>insertBeforeQ</b> attributes are mutually exclusive. If none of these attributes are specified, the controls SHOULD be appended to the existing set of controls, in the order they are defined in the XML.</p> <p>For example, consider the following XML fragment:</p> <pre data-bbox="521 1703 1300 1724">&lt;tab id="MyTab" insertAfterQ="x:OtherTab" label="Custom Tab"&gt;</pre>

Attributes	Description
	<p>...</p> <pre>&lt;/tab&gt;</pre> <p>In this example, a new custom tab with an identifier of "MyTab" is to be inserted after the custom tab with a qualified identifier of "x:OtherTab".</p> <p>The possible values for this attribute are defined by the <b>ST_QID</b> simple type, as specified in section <a href="#">2.3.9</a>.</p>
<p><b>insertBeforeMso</b> (identifier of built-in control to insert before)</p>	<p>Specifies the identifier of a built-in control that this control SHOULD be inserted before. If the value of this attribute is not understood, it SHOULD be ignored.</p> <p>The <b>insertAfterMso</b>, <b>insertAfterQ</b>, <b>insertBeforeMso</b>, and <b>insertBeforeQ</b> attributes are mutually exclusive. If none of these attributes are specified, the controls SHOULD be appended to the existing set of controls, in the order they are defined in the XML.</p> <p>For example, consider the following XML fragment:</p> <pre>&lt;tab id="MyTab" insertBeforeMso="TabHome" label="Custom Tab"&gt; ... &lt;/tab&gt;</pre> <p>In this example, a new custom tab with an identifier of "MyTab" is to be inserted before the built-in tab with an identifier of "TabHome".</p> <p>The possible values for this attribute are defined by the <b>ST_ID</b> simple type, as specified in section <a href="#">2.3.5</a>.</p>
<p><b>insertBeforeQ</b> (qualified identifier of control to insert before)</p>	<p>Specifies the qualified identifier of a control that this control SHOULD be inserted before. If the value of this attribute is not understood, it SHOULD be ignored.</p> <p>The <b>insertAfterMso</b>, <b>insertAfterQ</b>, <b>insertBeforeMso</b>, and <b>insertBeforeQ</b> attributes are mutually exclusive. If none of these attributes are specified, the controls SHOULD be appended to the existing set of controls, in the order they are defined in the XML.</p> <p>For example, consider the following XML fragment:</p> <pre>&lt;tab id="MyTab" insertBeforeQ="x:OtherTab" label="Custom Tab"&gt; ... &lt;/tab&gt;</pre> <p>In this example, a new custom tab with an identifier of "MyTab" is to be inserted before the custom tab with a qualified identifier of "x:OtherTab".</p> <p>The possible values for this attribute are defined by the <b>ST_QID</b> simple type, as specified in section <a href="#">2.3.9</a>.</p>
<p><b>itemSize</b> (item size)</p>	<p>Specifies the size of the child controls in this menu.</p> <p>If this attribute is omitted, the menu's child controls SHOULD default to the normal size.</p> <p>For example, consider a menu control with large menu items, as follows:</p>

Attributes	Description
	 <p>This is specified using the following XML fragment:</p> <pre data-bbox="522 598 1328 724">&lt;menu id="menu" label="Menu with large items" itemSize="large"&gt;   &lt;button id="button1" label="Button 1" imageMso="HappyFace" /&gt;   &lt;button id="button2" label="Button 2" imageMso="Paste" /&gt;   &lt;button id="button3" label="Button 3" imageMso="Copy" /&gt; &lt;/menu&gt;</pre> <p>The possible values for this attribute are defined by the <b>ST_ItemSize</b> simple type, as specified in section <a href="#">2.3.6</a>.</p>
<b>keytip</b> (keytip)	<p>Specifies a <b>string</b> to be used as the suggested KeyTip for this control.</p> <p>The <b>keytip</b> and <b>getKeytip</b> attributes are mutually exclusive. If neither attribute is specified, the application SHOULD generate a KeyTip for the control automatically.</p> <p>For example, consider a button with KeyTip 'K', as follows:</p>  <p>This is specified using the following XML fragment:</p> <pre data-bbox="522 1113 1209 1134">&lt;button id="button" imageMso="HappyFace" keytip="K" /&gt;</pre> <p>The possible values for this attribute are defined by the <b>ST_Keytip</b> simple type, as specified in section <a href="#">2.3.7</a>.</p>
<b>label</b> (label)	<p>Specifies a <b>string</b> to be used as the label for this control.</p> <p>The <b>label</b> and <b>getLabel</b> attributes are mutually exclusive. If neither attribute is specified, no label SHOULD be displayed.</p> <p>For example, consider the following XML fragment:</p> <pre data-bbox="522 1386 1079 1407">&lt;button id="button" label="Custom Button" /&gt;</pre> <p>This specifies a custom <b>button</b> with a <b>label</b> of "Custom Button".</p> <p>The possible values for this attribute are defined by the <b>ST_String</b> simple type, as specified in section <a href="#">2.3.11</a>.</p>
<b>screentip</b> (screentip)	<p>Specifies a <b>string</b> to be shown as the screentip for this control.</p> <p>The <b>screentip</b> and <b>getScreentip</b> attributes are mutually exclusive. If neither attribute is specified, the application SHOULD display the label of the control as the screentip or display no screentip at all.</p> <p>For example, consider a button with a screentip, as follows:</p>

Attributes	Description
	 <p>This is specified using the following XML fragment:</p> <pre data-bbox="521 596 1224 646">&lt;button id="button" imageMso="HappyFace" label="Button" size="large" screentip="This is the screentip" /&gt;</pre> <p>The possible values for this attribute are defined by the <b>ST_String</b> simple type, as specified in section <a href="#">2.3.11</a>.</p>
<p><b>showImage</b> (show image)</p>	<p>Specifies whether this control displays an icon. This attribute SHOULD have no effect if the <b>size</b> or <b>getSize</b> attributes specify that the control is "large".</p> <p>The <b>showImage</b> and <b>getShowImage</b> attributes are mutually exclusive. If neither attribute is specified, the control SHOULD display its icon.</p> <p>For example, consider a button that does not display an icon, as follows:</p>  <p>This is specified using the following XML fragment:</p> <pre data-bbox="521 1171 997 1222">&lt;button id="button" showImage="false" label="Button with no icon" /&gt;</pre> <p>The possible values for this attribute are defined by the XML schema <b>boolean</b> datatype.</p>
<p><b>showLabel</b> (show label)</p>	<p>Specifies whether this control SHOULD display its label. This attribute SHOULD have no effect if the <b>size</b> or <b>getSize</b> attributes specify that the control is "large".</p> <p>The <b>showLabel</b> and <b>getShowLabel</b> attributes are mutually exclusive. If neither attribute is specified, the control SHOULD default to showing its label.</p> <p>For example, consider the following XML fragment:</p> <pre data-bbox="521 1535 1175 1585">&lt;button id="button" label="Label" showLabel="false" imageMso="HappyFace" /&gt;</pre> <p>This specifies a <b>button</b> that has a <b>label</b>, but does not show it. Even though the <b>label</b> is hidden, it is provided to accessibility tools.</p> <p>The possible values for this attribute are defined by the XML schema <b>boolean</b> datatype.</p>

Attributes	Description
<p><b>supertip</b> (supertip)</p>	<p>Specifies a <b>string</b> to be shown as the supertip of the control.</p> <p>The <b>supertip</b> and <b>getSupertip</b> attributes are mutually exclusive. If neither attribute is specified no supertip for this control SHOULD be shown.</p> <p>For example, consider a control with a supertip, as follows:</p>  <p>This is specified using the following XML fragment:</p> <pre data-bbox="521 772 1224 850">&lt;button id="button" imageMso="HappyFace" label="Button"   size="large" screentip="Screentip"   supertip="This is the supertip string" /&gt;</pre> <p>The possible values for this attribute are defined by the <b>ST_String</b> simple type, as specified in section <a href="#">2.3.11</a>.</p>
<p><b>tag</b> (tag)</p>	<p>Specifies an arbitrary <b>string</b> that can be used to hold data or identify the control. The contents of this attribute SHOULD be passed to any callback functions specified on this control.</p> <p>If this attribute is omitted, the control's <b>tag</b> value SHOULD default to an empty <b>string</b>.</p> <p>For example, consider the following XML fragment:</p> <pre data-bbox="521 1150 1122 1203">&lt;button id="button" label="Button" tag="123456"   onAction="ButtonClicked" /&gt;</pre> <p>This specifies a <b>button</b> with a <b>tag</b> value of "123456", which is passed to the <b>ButtonClicked</b> callback function.</p> <p>The possible values for this attribute are defined by the <b>ST_String</b> simple type, as specified in section <a href="#">2.3.11</a>.</p>
<p><b>visible</b> (control visibility)</p>	<p>Specifies the visibility state of the control.</p> <p>The <b>getVisible</b> and <b>visible</b> attributes are mutually exclusive. If these attributes are omitted, the control SHOULD default to being visible.</p> <p>For example, consider the following XML fragment:</p> <pre data-bbox="521 1514 1019 1539">&lt;tab idMso="TabHome" visible="false" /&gt;</pre> <p>In this example, the built-in tab with an identifier of "TabHome" is hidden.</p> <p>The possible values for this attribute are defined by the XML schema <b>boolean</b> datatype.</p>

The following XML schema fragment defines the contents of this element:

```

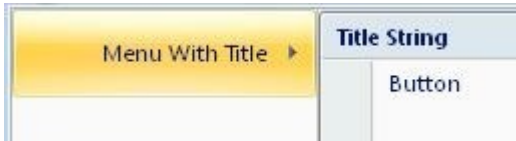
<complexType name="CT_MenuRegular">
  <complexContent>
    <extension base="CT_ControlBase">
      <sequence>
        <choice minOccurs="0" maxOccurs="1000">
          <group ref="EG_MenuControlsBase"/>
          <group ref="EG_MenuOrSplitButtonRegular"/>
        </choice>
      </sequence>
      <attribute name="itemSize" type="ST_ItemSize" use="optional"/>
      <attributeGroup ref="AG_Description"/>
      <attributeGroup ref="AG_IDAttributes"/>
    </extension>
  </complexContent>
</complexType>

```

## 2.2.27 menu (Menu with Title)

This element specifies a menu control that, because of its location, can optionally include a title string via the **title** or **getTitle** attributes. It otherwise behaves identically to the regular **menu** element, as specified in section [2.2.28](#).

For example, consider a menu control with a title, as follows:



**Figure 16: A menu control with title**

This is specified with the following XML fragment:

```

<menu id="menu" label="Menu With Title" title="Title String">
  <button id="button" label="Button" />
</menu>

```

The following table summarizes the elements that are parents of this element.

Parent Elements
<b>menu</b> (section <a href="#">2.2.27</a> ); <b>officeMenu</b> (section <a href="#">2.2.31</a> ); <b>splitButton</b> (section <a href="#">2.2.37</a> )

The following table summarizes the child elements of this element.

Child Elements	Section
<b>button</b> (Unsize Button)	<a href="#">2.2.3</a>
<b>checkBox</b> (Check Box)	<a href="#">2.2.6</a>
<b>control</b> (Unsize Control Clone)	<a href="#">2.2.11</a>
<b>dynamicMenu</b> (Unsize Dynamic Menu)	<a href="#">2.2.18</a>

Child Elements	Section
<b>gallery</b> (Unsize Gallery)	<a href="#">2.2.22</a>
<b>menu</b> (Menu with Title)	<a href="#">2.2.27</a>
<b>menuSeparator</b> (Menu Separator)	<a href="#">2.2.30</a>
<b>splitButton</b> (Split Button with Title)	<a href="#">2.2.37</a>
<b>toggleButton</b> (Unsize Toggle Button)	<a href="#">2.2.42</a>

The following table summarizes the attributes of this element.

Attributes	Description
<b>enabled</b> (enabled state)	<p>Specifies the enabled state of the control.</p> <p>The <b>getEnabled</b> and <b>enabled</b> attributes are mutually exclusive. If neither attribute is specified, the control SHOULD default to being enabled.</p> <p>This attribute cannot be used to enable a built-in control that would otherwise be disabled by the application.</p> <p>For example, consider the following XML fragment:</p> <pre>&lt;button id="button" label="Disabled Button" enabled="false" /&gt;</pre> <p>This specifies a new button that is disabled. A permanently disabled button is not very useful, thus the <b>enabled</b> attribute is not commonly used.</p> <p>The possible values for this attribute are defined by the XML schema <b>boolean</b> datatype.</p>
<b>getEnabled</b> ( <b>getEnabled</b> callback)	<p>Specifies the name of a callback function to be called to determine the enabled state of this control.</p> <p>The <b>getEnabled</b> and <b>enabled</b> attributes are mutually exclusive. If neither attribute is specified, the control SHOULD default to being enabled.</p> <p>For example, consider the following XML fragment:</p> <pre>&lt;button id="button" getEnabled="IsButtonEnabled" /&gt;</pre> <p>In this example, the <b>IsButtonEnabled</b> callback function is called when the application needs to determine the enabled state of the button.</p> <p>The possible values for this attribute are defined by the <b>ST_Delegate</b> simple type, as specified in section <a href="#">2.3.2</a>.</p>
<b>getImage</b> ( <b>getImage</b> callback)	<p>Specifies the name of a callback function to be called to determine the icon of this control.</p> <p>The <b>getImage</b>, <b>image</b>, and <b>imageMso</b> attributes are mutually exclusive. If none of these attributes are specified, no icon SHOULD be displayed.</p> <p>For example, consider the following XML fragment:</p> <pre>&lt;button id="button" getImage="GetButtonImage" /&gt;</pre> <p>In this example, the <b>GetButtonImage</b> callback function is called when the application needs to determine the icon of the button.</p> <p>The possible values for this attribute are defined by the <b>ST_Delegate</b> simple type, as specified in section <a href="#">2.3.2</a>.</p>
<b>getKeytip</b>	Specifies the name of a callback function to be called to determine the suggested

Attributes	Description
<b>(getKeytip</b> callback)	<p>KeyTip of this control.</p> <p>The <b>getKeytip</b> and <b>keytip</b> attributes are mutually exclusive. If neither attribute is specified, the application SHOULD generate a KeyTip for the control automatically. For example, consider the following XML fragment:</p> <pre data-bbox="521 344 1162 369">&lt;button id="button" getKeytip="GetButtonKeytip" /&gt;</pre> <p>In this example, the <b>GetButtonKeytip</b> callback function is called when the application needs to determine the KeyTip of the button.</p> <p>The possible values for this attribute are defined by the <b>ST_Delegate</b> simple type, as specified in section <a href="#">2.3.2</a>.</p>
<b>getLabel</b> <b>(getLabel</b> callback)	<p>Specifies the name of a callback function to be called to determine the label of this control.</p> <p>The <b>getLabel</b> and <b>label</b> attributes are mutually exclusive. If neither attribute is specified, no label SHOULD be displayed. For example, consider the following XML fragment:</p> <pre data-bbox="521 705 1138 730">&lt;button id="button" getLabel="GetButtonLabel" /&gt;</pre> <p>In this example, the <b>GetButtonLabel</b> callback function is called when the application needs to determine the label of the button.</p> <p>The possible values for this attribute are defined by the <b>ST_Delegate</b> simple type, as specified in section <a href="#">2.3.2</a>.</p>
<b>getScreentip</b> <b>(getScreentip</b> callback)	<p>Specifies the name of a callback function to be called to determine the screentip of this control.</p> <p>The <b>getScreentip</b> and <b>screentip</b> attributes are mutually exclusive. If neither attribute is specified, the application SHOULD display the label of the control as the screentip or display no screentip at all. For example, consider the following XML fragment:</p> <pre data-bbox="521 1094 1239 1119">&lt;button id="button" getScreentip="GetButtonScreentip" /&gt;</pre> <p>In this example, the <b>GetButtonScreentip</b> callback function is called when the application needs to determine the screentip of the button.</p> <p>The possible values for this attribute are defined by the <b>ST_Delegate</b> simple type, as specified in section <a href="#">2.3.2</a>.</p>
<b>getShowImage</b> <b>(getShowImage</b> callback)	<p>Specifies the name of a callback function to be called to determine whether the application SHOULD display the icon of this control.</p> <p>This attribute SHOULD have no effect if the <b>size</b> or <b>getSize</b> attributes specify that the control is "large".</p> <p>The <b>showImage</b> and <b>getShowImage</b> attributes are mutually exclusive. If neither attribute is specified, the control SHOULD display its icon. For example, consider the following XML fragment:</p> <pre data-bbox="521 1514 1263 1539">&lt;button id="button" getShowImage="IsButtonImageVisible" /&gt;</pre> <p>In this example, the <b>IsButtonImageVisible</b> callback function is called when the application needs to determine whether to display the icon of the button.</p> <p>The possible values for this attribute are defined by the <b>ST_Delegate</b> simple type, as specified in section <a href="#">2.3.2</a>.</p>
<b>getShowLabel</b>	<p>Specifies the name of a callback function to be called to determine whether the</p>






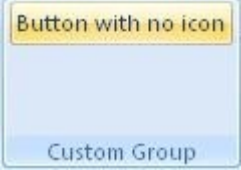
Attributes	Description
<b>(getShowLabel</b> callback)	<p>application SHOULD display the label of this control.</p> <p>This attribute SHOULD have no effect if the <b>size</b> or <b>getSize</b> attributes specify that the control is "large".</p> <p>The <b>showLabel</b> and <b>getShowLabel</b> attributes are mutually exclusive. If neither attribute is specified, the control SHOULD default to showing its label.</p> <p>For example, consider the following XML fragment:</p> <pre data-bbox="521 407 1263 428">&lt;button id="button" getShowLabel="IsButtonLabelVisible" /&gt;</pre> <p>In this example, the <b>IsButtonLabelVisible</b> callback function is called when the application needs to determine whether to display the label of the button.</p> <p>The possible values for this attribute are defined by the <b>ST_Delegate</b> simple type, as specified in section <a href="#">2.3.2</a>.</p>
<b>getSupertip</b> <b>(getSupertip</b> callback)	<p>Specifies the name of a callback function to be called to determine the supertip of this control.</p> <p>The <b>getSupertip</b> and <b>supertip</b> attributes are mutually exclusive. If neither attribute is specified, no supertip for this control SHOULD be shown.</p> <p>For example, consider the following XML fragment:</p> <pre data-bbox="521 764 1211 785">&lt;button id="button" getSupertip="GetButtonSupertip" /&gt;</pre> <p>In this example, the <b>GetButtonSupertip</b> callback function is called when the application needs to determine the supertip of the button.</p> <p>The possible values for this attribute are defined by the <b>ST_Delegate</b> simple type, as specified in section <a href="#">2.3.2</a>.</p>
<b>getTitle (getTitle</b> callback)	<p>Specifies the name of a callback function to be called to determine the title of this control.</p> <p>The <b>title</b> and <b>getTitle</b> attributes are mutually exclusive. If neither attribute is specified no title SHOULD be shown.</p> <p>For example, consider the following XML fragment:</p> <pre data-bbox="521 1125 1198 1199">&lt;menu id="menu" label="Menu" getTitle="GetMenuTitle"&gt; ... &lt;/menu&gt;</pre> <p>In this example, the <b>GetMenuTitle</b> callback function is called when the application needs to determine the title of the menu.</p> <p>The possible values for this attribute are defined by the <b>ST_Delegate</b> simple type, as specified in section <a href="#">2.3.2</a>.</p>
<b>getVisible</b> <b>(getVisible</b> callback)	<p>Specifies the name of a callback function to be called to determine the visibility state of this control.</p> <p>The <b>getVisible</b> and <b>visible</b> attributes are mutually exclusive. If neither attribute is specified, the control SHOULD default to being visible.</p> <p>For example, consider the following XML fragment:</p> <pre data-bbox="521 1541 1174 1562">&lt;button id="button" getVisible="IsButtonVisible" /&gt;</pre> <p>In this example, the <b>IsButtonVisible</b> callback function is called when the application needs to determine the visibility of the button.</p> <p>The possible values for this attribute are defined by the <b>ST_Delegate</b> simple type, as specified in section <a href="#">2.3.2</a>.</p>


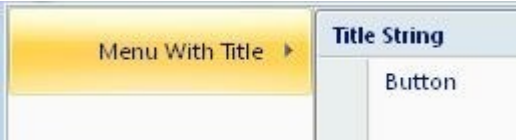
Attributes	Description
<b>id</b> (control identifier)	<p>Specifies the identifier for a custom control. All custom controls MUST have unique identifiers. The identifier of a control SHOULD be passed to callback functions to identify which control corresponds to the function call.</p> <p>The <b>id</b>, <b>idQ</b>, and <b>idMso</b> attributes are mutually exclusive. At least one of these attributes MUST be specified.</p> <p>For example, consider the following XML fragment:</p> <pre data-bbox="521 407 1019 428">&lt;button id="MyButton" label="Button" /&gt;</pre> <p>This specifies a custom button control with an identifier of "MyButton".</p> <p>The possible values for this attribute are defined by the <b>ST_UniqueID</b> simple type, as specified in section <a href="#">2.3.13</a>.</p>
<b>idMso</b> (built-in control identifier)	<p>Specifies the identifier of a built-in control.</p> <p>The contents of this attribute are application-defined.</p> <p>The <b>id</b>, <b>idQ</b>, and <b>idMso</b> attributes are mutually exclusive. At least one of these attributes MUST be specified.</p> <p>For example, consider the following XML fragment:</p> <pre data-bbox="521 747 829 768">&lt;control idMso="Bold" /&gt;</pre> <p>This creates a clone of the control with an identifier of "Bold".</p> <p>The possible values for this attribute are defined by the <b>ST_ID</b> simple type, as specified in section <a href="#">2.3.5</a>.</p>
<b>idQ</b> (qualified control identifier)	<p>Specifies a qualified identifier for a control.</p> <p>The <b>idQ</b> attribute can be used to reference controls or containers created by other Custom UI documents.</p> <p>The <b>id</b>, <b>idQ</b>, and <b>idMso</b> attributes are mutually exclusive. At least one of these attributes MUST be specified.</p> <p>For example, consider the following XML fragment:</p> <pre data-bbox="521 1119 1312 1457">&lt;customUI   xmlns="http://schemas.microsoft.com/office/2006/01/customui"   xmlns:ex="http://www.example.com"&gt;   &lt;ribbon&gt;   &lt;tabs&gt;     &lt;tab idQ="ex:OtherTab" label="Shared Tab"&gt;       &lt;group id="MyGroup" label="My Group"&gt;         ...       &lt;/group&gt;     &lt;/tab&gt;   &lt;/tabs&gt;   &lt;/ribbon&gt; &lt;/customUI&gt;</pre> <p>In this case, <b>ex</b> is an XML namespace prefix for the namespace <a href="http://www.example.com">http://www.example.com</a>. This XML fragment refers to a <b>tab</b> in that namespace with an identifier of "OtherTab". If that tab cannot be found, it is created. A new group belonging to this file is added to the tab.</p> <p>The possible values for this attribute are defined by the <b>ST_QID</b> simple type, as specified in section <a href="#">2.3.9</a>.</p>
<b>image</b> (custom)	<p>Specifies the relationship identifier for an image which SHOULD be used as the icon for this control. This attribute is used to specify an embedded picture that resides</p>

Attributes	Description
image identifier)	<p>locally within the containing file.</p> <p>The <b>getImage</b>, <b>image</b>, and <b>imageMso</b> attributes are mutually exclusive. If none of these attributes are specified, no icon SHOULD be displayed.</p> <p>For example, consider the following XML fragment:</p> <pre data-bbox="521 344 1036 369">&lt;button id="button" image="ForestPic" /&gt;</pre> <p>This specifies a custom button whose icon SHOULD be the embedded image file referenced by the relationship identifier of "ForestPic".</p> <p>The possible values for this attribute are defined by the <b>ST_Uri</b> simple type, as specified in section <a href="#">2.3.14</a>.</p>
<b>imageMso</b> (built-in image identifier)	<p>Specifies the identifier of a built-in image which SHOULD be used as the icon of this control.</p> <p>The contents of this attribute are application-defined and SHOULD be ignored if not understood.</p> <p>The <b>getImage</b>, <b>image</b>, and <b>imageMso</b> attributes are mutually exclusive. If none of these attributes are specified, no icon SHOULD be displayed.</p> <p>For example, consider the following XML fragment:</p> <pre data-bbox="521 764 1008 789">&lt;button id="button" imageMso="Bold" /&gt;</pre> <p>This specifies a custom button that SHOULD use the built-in image with an identifier of "Bold".</p> <p>The possible values for this attribute are defined by the <b>ST_ID</b> simple type, as specified in section <a href="#">2.3.5</a>.</p>
<b>insertAfterMso</b> (identifier of built-in control to insert after)	<p>Specifies the identifier of a built-in control that this control SHOULD be inserted after. If the value of this attribute is not understood, it SHOULD be ignored.</p> <p>The <b>insertAfterMso</b>, <b>insertAfterQ</b>, <b>insertBeforeMso</b>, and <b>insertBeforeQ</b> attributes are mutually exclusive. If none of these attributes are specified, the controls SHOULD be appended to the existing set of controls, in the order they are defined in the XML.</p> <p>For example, consider the following XML fragment:</p> <pre data-bbox="521 1178 1289 1255">&lt;tab id="MyTab" insertAfterMso="TabHome" label="Custom Tab"&gt; ... &lt;/tab&gt;</pre> <p>In this example, a new custom tab with an identifier of "MyTab" is to be inserted after the built-in tab with an identifier of "TabHome".</p> <p>The possible values for this attribute are defined by the <b>ST_ID</b> simple type, as specified in section <a href="#">2.3.5</a>.</p>
<b>insertAfterQ</b> (qualified identifier of control to insert after)	<p>Specifies the qualified identifier of a control that this control SHOULD be inserted after. If the value of this attribute is not understood, it SHOULD be ignored.</p> <p>The <b>insertAfterMso</b>, <b>insertAfterQ</b>, <b>insertBeforeMso</b>, and <b>insertBeforeQ</b> attributes are mutually exclusive. If none of these attributes are specified, the controls SHOULD be appended to the existing set of controls, in the order they are defined in the XML.</p> <p>For example, consider the following XML fragment:</p> <pre data-bbox="521 1646 1305 1696">&lt;tab id="MyTab" insertAfterQ="x:OtherTab" label="Custom Tab"&gt; ...</pre>

Attributes	Description
	<p data-bbox="521 205 602 226">&lt;/tab&gt;</p> <p data-bbox="493 254 1360 306">In this example, a new custom tab with an identifier of "MyTab" is to be inserted after the custom tab with a qualified identifier of "x:OtherTab".</p> <p data-bbox="493 317 1360 369">The possible values for this attribute are defined by the <b>ST_QID</b> simple type, as specified in section <a href="#">2.3.9</a>.</p>
<p data-bbox="235 390 459 495"><b>insertBeforeMso</b> (identifier of built-in control to insert before)</p>	<p data-bbox="493 390 1349 443">Specifies the identifier of a built-in control that this control SHOULD be inserted before. If the value of this attribute is not understood, it SHOULD be ignored.</p> <p data-bbox="493 453 1385 558">The <b>insertAfterMso</b>, <b>insertAfterQ</b>, <b>insertBeforeMso</b>, and <b>insertBeforeQ</b> attributes are mutually exclusive. If none of these attributes are specified, the controls SHOULD be appended to the existing set of controls, in the order they are defined in the XML.</p> <p data-bbox="493 569 1040 590">For example, consider the following XML fragment:</p> <pre data-bbox="521 615 1300 688">&lt;tab id="MyTab" insertBeforeMso="TabHome" label="Custom Tab"&gt; ... &lt;/tab&gt;</pre> <p data-bbox="493 720 1360 772">In this example, a new custom tab with an identifier of "MyTab" is to be inserted before the built-in tab with an identifier of "TabHome".</p> <p data-bbox="493 783 1341 835">The possible values for this attribute are defined by the <b>ST_ID</b> simple type, as specified in section <a href="#">2.3.5</a>.</p>
<p data-bbox="235 852 443 957"><b>insertBeforeQ</b> (qualified identifier of control to insert before)</p>	<p data-bbox="493 852 1360 905">Specifies the qualified identifier of a control that this control SHOULD be inserted before. If the value of this attribute is not understood, it SHOULD be ignored.</p> <p data-bbox="493 915 1385 1020">The <b>insertAfterMso</b>, <b>insertAfterQ</b>, <b>insertBeforeMso</b>, and <b>insertBeforeQ</b> attributes are mutually exclusive. If none of these attributes are specified, the controls SHOULD be appended to the existing set of controls, in the order they are defined in the XML.</p> <p data-bbox="493 1031 1040 1052">For example, consider the following XML fragment:</p> <pre data-bbox="521 1077 1312 1150">&lt;tab id="MyTab" insertBeforeQ="x:OtherTab" label="Custom Tab"&gt; ... &lt;/tab&gt;</pre> <p data-bbox="493 1182 1360 1234">In this example, a new custom tab with an identifier of "MyTab" is to be inserted before the custom tab with a qualified identifier of "x:OtherTab".</p> <p data-bbox="493 1245 1360 1297">The possible values for this attribute are defined by the <b>ST_QID</b> simple type, as specified in section <a href="#">2.3.9</a>.</p>
<p data-bbox="235 1314 407 1367"><b>itemSize</b> (item size)</p>	<p data-bbox="493 1314 1045 1346">Specifies the size of the child controls in this menu.</p> <p data-bbox="493 1356 1385 1409">If this attribute is omitted, the menu's child controls SHOULD default to the normal size.</p> <p data-bbox="493 1419 1276 1440">For example, consider a menu control with large menu items, as follows:</p>

Attributes	Description
	 <p>This is specified using the following XML fragment:</p> <pre data-bbox="522 598 1328 724">&lt;menu id="menu" label="Menu with large items" itemSize="large"&gt;   &lt;button id="button1" label="Button 1" imageMso="HappyFace" /&gt;   &lt;button id="button2" label="Button 2" imageMso="Paste" /&gt;   &lt;button id="button3" label="Button 3" imageMso="Copy" /&gt; &lt;/menu&gt;</pre> <p>The possible values for this attribute are defined by the <b>ST_ItemSize</b> simple type, as specified in section <a href="#">2.3.6</a>.</p>
<b>keytip</b> (keytip)	<p>Specifies a <b>string</b> to be used as the suggested KeyTip for this control.</p> <p>The <b>keytip</b> and <b>getKeytip</b> attributes are mutually exclusive. If neither attribute is specified, the application SHOULD generate a KeyTip for the control automatically.</p> <p>For example, consider a button with KeyTip 'K', as follows:</p>  <p>This is specified using the following XML fragment:</p> <pre data-bbox="522 1113 1209 1134">&lt;button id="button" imageMso="HappyFace" keytip="K" /&gt;</pre> <p>The possible values for this attribute are defined by the <b>ST_Keytip</b> simple type, as specified in section <a href="#">2.3.7</a>.</p>
<b>label</b> (label)	<p>Specifies a <b>string</b> to be used as the label for this control.</p> <p>The <b>label</b> and <b>getLabel</b> attributes are mutually exclusive. If neither attribute is specified, no label SHOULD be displayed.</p> <p>For example, consider the following XML fragment:</p> <pre data-bbox="522 1386 1079 1407">&lt;button id="button" label="Custom Button" /&gt;</pre> <p>This specifies a custom <b>button</b> with a <b>label</b> of "Custom Button".</p> <p>The possible values for this attribute are defined by the <b>ST_String</b> simple type, as specified in section <a href="#">2.3.11</a>.</p>
<b>screentip</b> (screentip)	<p>Specifies a <b>string</b> to be shown as the screentip for this control.</p> <p>The <b>screentip</b> and <b>getScreentip</b> attributes are mutually exclusive. If neither attribute is specified, the application SHOULD display the label of the control as the screentip or display no screentip at all.</p> <p>For example, consider a button with a screentip, as follows:</p>

Attributes	Description
	 <p>This is specified using the following XML fragment:</p> <pre data-bbox="521 596 1224 646">&lt;button id="button" imageMso="HappyFace" label="Button" size="large" screentip="This is the screentip" /&gt;</pre> <p>The possible values for this attribute are defined by the <b>ST_String</b> simple type, as specified in section <a href="#">2.3.11</a>.</p>
<p><b>showImage</b> (show image)</p>	<p>Specifies whether this control displays an icon. This attribute SHOULD have no effect if the <b>size</b> or <b>getSize</b> attributes specify that the control is "large".</p> <p>The <b>showImage</b> and <b>getShowImage</b> attributes are mutually exclusive. If neither attribute is specified, the control SHOULD display its icon.</p> <p>For example, consider a button that does not display an icon, as follows:</p>  <p>This is specified using the following XML fragment:</p> <pre data-bbox="521 1169 993 1220">&lt;button id="button" showImage="false" label="Button with no icon" /&gt;</pre> <p>The possible values for this attribute are defined by the XML schema <b>boolean</b> datatype.</p>
<p><b>showLabel</b> (show label)</p>	<p>Specifies whether this control SHOULD display its label. This attribute SHOULD have no effect if the <b>size</b> or <b>getSize</b> attributes specify that the control is "large".</p> <p>The <b>showLabel</b> and <b>getShowLabel</b> attributes are mutually exclusive. If neither attribute is specified, the control SHOULD default to showing its label.</p> <p>For example, consider the following XML fragment:</p> <pre data-bbox="521 1530 1172 1581">&lt;button id="button" label="Label" showLabel="false" imageMso="HappyFace" /&gt;</pre> <p>This specifies a <b>button</b> that has a <b>label</b>, but does not show it. Even though the <b>label</b> is hidden, it is provided to accessibility tools.</p> <p>The possible values for this attribute are defined by the XML schema <b>boolean</b> datatype.</p>

Attributes	Description
<p><b>supertip</b> (supertip)</p>	<p>Specifies a <b>string</b> to be shown as the supertip of the control.</p> <p>The <b>supertip</b> and <b>getSupertip</b> attributes are mutually exclusive. If neither attribute is specified no supertip for this control SHOULD be shown.</p> <p>For example, consider a control with a supertip, as follows:</p>  <p>This is specified using the following XML fragment:</p> <pre data-bbox="521 772 1224 850">&lt;button id="button" imageMso="HappyFace" label="Button"   size="large" screentip="Screentip"   supertip="This is the supertip string" /&gt;</pre> <p>The possible values for this attribute are defined by the <b>ST_String</b> simple type, as specified in section <a href="#">2.3.11</a>.</p>
<p><b>tag</b> (tag)</p>	<p>Specifies an arbitrary <b>string</b> that can be used to hold data or identify the control. The contents of this attribute SHOULD be passed to any callback functions specified on this control.</p> <p>If this attribute is omitted, the control's <b>tag</b> value SHOULD default to an empty <b>string</b>.</p> <p>For example, consider the following XML fragment:</p> <pre data-bbox="521 1150 1122 1203">&lt;button id="button" label="Button" tag="123456"   onAction="ButtonClicked" /&gt;</pre> <p>This specifies a <b>button</b> with a <b>tag</b> value of "123456", which is passed to the <b>ButtonClicked</b> callback function.</p> <p>The possible values for this attribute are defined by the <b>ST_String</b> simple type, as specified in section <a href="#">2.3.11</a>.</p>
<p><b>title</b> (title)</p>	<p>Specifies a <b>string</b> to be displayed as the title of the control.</p> <p>The <b>title</b> and <b>getTitle</b> attributes are mutually exclusive. If neither attribute is specified, no title SHOULD be shown.</p> <p>For example, consider a menu control with a title, as follows:</p>  <p>This is specified with the following XML fragment:</p> <pre data-bbox="521 1692 1300 1717">&lt;menu id="menu" label="Menu With Title" title="Title String"&gt;</pre>

Attributes	Description
	<pre data-bbox="521 201 1024 247">&lt;button id="button" label="Button" /&gt; &lt;/menu&gt;</pre> <p data-bbox="493 281 1386 331">The possible values for this attribute are defined by the <b>ST_String</b> simple type, as specified in section <a href="#">2.3.11</a>.</p>
<p data-bbox="237 359 407 409"><b>visible</b> (control visibility)</p>	<p data-bbox="493 359 943 384">Specifies the visibility state of the control.</p> <p data-bbox="493 392 1357 443">The <b>getVisible</b> and <b>visible</b> attributes are mutually exclusive. If these attributes are omitted, the control SHOULD default to being visible.</p> <p data-bbox="493 451 1040 476">For example, consider the following XML fragment:</p> <pre data-bbox="521 501 1024 527">&lt;tab idMso="TabHome" visible="false" /&gt;</pre> <p data-bbox="493 556 1292 581">In this example, the built-in tab with an identifier of "TabHome" is hidden.</p> <p data-bbox="493 590 1333 640">The possible values for this attribute are defined by the XML schema <b>boolean</b> datatype.</p>

The following XML schema fragment defines the contents of this element:

```
<complexType name="CT_MenuWithTitle">
  <complexContent>
    <extension base="CT_ControlBase">
      <sequence>
        <choice minOccurs="0" maxOccurs="1000">
          <group ref="EG_MenuControlsBase"/>
          <group ref="EG_MenuOrSplitButtonWithTitle"/>
        </choice>
      </sequence>
      <attributeGroup ref="AG_IDAttributes"/>
      <attribute name="itemSize" type="ST_ItemSize" use="optional"/>
      <attributeGroup ref="AG_Title"/>
    </extension>
  </complexContent>
</complexType>
```

### 2.2.28 menu (Menu)

This element specifies a drop-menu control.

For example, consider a menu control, as follows:



**Figure 17: A menu control**

This is specified using the following XML fragment:

```
<menu id="menu" label="Menu" imageMso="HappyFace" >
```



```

<button id="button1" label="Button 1" imageMso="FileSave" />
<button id="button2" label="Button 2" imageMso="Bold" />
<button id="button3" label="Button 3" imageMso="Undo" />
</menu>

```


The following table summarizes the elements that are parents of this element.

Parent Elements
<b>box</b> (section <a href="#">2.2.1</a> ); <b>group</b> (section <a href="#">2.2.23</a> )

The following table summarizes the child elements of this element.

Child Elements	Section
<b>button</b> (Unsize Button)	<a href="#">2.2.3</a>
<b>checkBox</b> (Check Box)	<a href="#">2.2.6</a>
<b>control</b> (Unsize Control Clone)	<a href="#">2.2.11</a>
<b>dynamicMenu</b> (Unsize Dynamic Menu)	<a href="#">2.2.18</a>
<b>gallery</b> (Unsize Gallery)	<a href="#">2.2.22</a>
<b>menu</b> (Unsize Menu)	<a href="#">2.2.26</a>
<b>menuSeparator</b> (Menu Separator)	<a href="#">2.2.30</a>
<b>splitButton</b> (Unsize Split Button)	<a href="#">2.2.36</a>
<b>toggleButton</b> (Unsize Toggle Button)	<a href="#">2.2.42</a>

The following table summarizes the attributes of this element.

Attributes	Description
<b>description</b> (description)	<p>Specifies a detailed description of the control, which SHOULD be displayed in detailed views.</p> <p>The <b>description</b> and <b>getDescription</b> attributes are mutually exclusive. If neither attribute is specified, the control SHOULD NOT display any detailed text.</p> <p>For example, consider a button with a detailed description, as follows:</p>  <p>This is specified using the following XML fragment:</p> <pre> &lt;button id="button" label="Button" imageMso="HappyFace" description="This is a verbose description that describes the function of this control in detail." /&gt; </pre> <p>The possible values for this attribute are defined by the <b>ST_LongString</b> simple type, as specified in section <a href="#">2.3.8</a>.</p>
<b>enabled</b> (enabled)	Specifies the enabled state of the control.


Attributes	Description
state)	<p>The <b>getEnabled</b> and <b>enabled</b> attributes are mutually exclusive. If neither attribute is specified, the control SHOULD default to being enabled.</p> <p>This attribute cannot be used to enable a built-in control that would otherwise be disabled by the application.</p> <p>For example, consider the following XML fragment:</p> <pre data-bbox="521 373 1317 394">&lt;button id="button" label="Disabled Button" enabled="false" /&gt;</pre> <p>This specifies a new button that is disabled. A permanently disabled button is not very useful, thus the <b>enabled</b> attribute is not commonly used.</p> <p>The possible values for this attribute are defined by the XML schema <b>boolean</b> datatype.</p>
<b>getDescription</b> ( <b>getDescription</b> callback)	<p>Specifies the name of a callback function to be called to determine the detailed description of this control.</p> <p>The <b>getDescription</b> and <b>description</b> attributes are mutually exclusive. If neither attribute is specified, the control SHOULD NOT display any detailed text.</p> <p>For example, consider the following XML fragment:</p> <pre data-bbox="521 730 1289 751">&lt;button id="button" getDescription="GetButtonDescription" /&gt;</pre> <p>In this example, the <b>GetButtonDescription</b> callback function is called when the application needs to determine the detailed description of the button.</p> <p>The possible values for this attribute are defined by the <b>ST_Delegate</b> simple type, as specified in section <a href="#">2.3.2</a>.</p>
<b>getEnabled</b> ( <b>getEnabled</b> callback)	<p>Specifies the name of a callback function to be called to determine the enabled state of this control.</p> <p>The <b>getEnabled</b> and <b>enabled</b> attributes are mutually exclusive. If neither attribute is specified, the control SHOULD default to being enabled.</p> <p>For example, consider the following XML fragment:</p> <pre data-bbox="521 1094 1175 1115">&lt;button id="button" getEnabled="IsButtonEnabled" /&gt;</pre> <p>In this example, the <b>IsButtonEnabled</b> callback function is called when the application needs to determine the enabled state of the button.</p> <p>The possible values for this attribute are defined by the <b>ST_Delegate</b> simple type, as specified in section <a href="#">2.3.2</a>.</p>
<b>getImage</b> ( <b>getImage</b> callback)	<p>Specifies the name of a callback function to be called to determine the icon of this control.</p> <p>The <b>getImage</b>, <b>image</b>, and <b>imageMso</b> attributes are mutually exclusive. If none of these attributes are specified, no icon SHOULD be displayed.</p> <p>For example, consider the following XML fragment:</p> <pre data-bbox="521 1457 1138 1478">&lt;button id="button" getImage="GetButtonImage" /&gt;</pre> <p>In this example, the <b>GetButtonImage</b> callback function is called when the application needs to determine the icon of the button.</p> <p>The possible values for this attribute are defined by the <b>ST_Delegate</b> simple type, as specified in section <a href="#">2.3.2</a>.</p>
<b>getKeytip</b> ( <b>getKeytip</b> callback)	<p>Specifies the name of a callback function to be called to determine the suggested KeyTip of this control.</p> <p>The <b>getKeytip</b> and <b>keytip</b> attributes are mutually exclusive. If neither attribute is</p>



Attributes	Description
	<p>specified, the application SHOULD generate a KeyTip for the control automatically. For example, consider the following XML fragment:</p> <pre data-bbox="521 285 1162 310">&lt;button id="button" getKeytip="GetButtonKeytip" /&gt;</pre> <p>In this example, the <b>GetButtonKeytip</b> callback function is called when the application needs to determine the KeyTip of the button.</p> <p>The possible values for this attribute are defined by the <b>ST_Delegate</b> simple type, as specified in section <a href="#">2.3.2</a>.</p>
<p><b>getLabel</b> (<b>getLabel</b> callback)</p>	<p>Specifies the name of a callback function to be called to determine the label of this control.</p> <p>The <b>getLabel</b> and <b>label</b> attributes are mutually exclusive. If neither attribute is specified, no label SHOULD be displayed.</p> <p>For example, consider the following XML fragment:</p> <pre data-bbox="521 646 1138 672">&lt;button id="button" getLabel="GetButtonLabel" /&gt;</pre> <p>In this example, the <b>GetButtonLabel</b> callback function is called when the application needs to determine the label of the button.</p> <p>The possible values for this attribute are defined by the <b>ST_Delegate</b> simple type, as specified in section <a href="#">2.3.2</a>.</p>
<p><b>getScreentip</b> (<b>getScreentip</b> callback)</p>	<p>Specifies the name of a callback function to be called to determine the screentip of this control.</p> <p>The <b>getScreentip</b> and <b>screentip</b> attributes are mutually exclusive. If neither attribute is specified, the application SHOULD display the label of the control as the screentip or display no screentip at all.</p> <p>For example, consider the following XML fragment:</p> <pre data-bbox="521 1035 1239 1060">&lt;button id="button" getScreentip="GetButtonScreentip" /&gt;</pre> <p>In this example, the <b>GetButtonScreentip</b> callback function is called when the application needs to determine the screentip of the button.</p> <p>The possible values for this attribute are defined by the <b>ST_Delegate</b> simple type, as specified in section <a href="#">2.3.2</a>.</p>
<p><b>getShowImage</b> (<b>getShowImage</b> callback)</p>	<p>Specifies the name of a callback function to be called to determine whether the application SHOULD display the icon of this control.</p> <p>This attribute SHOULD have no effect if the <b>size</b> or <b>getSize</b> attributes specify that the control is "large".</p> <p>The <b>showImage</b> and <b>getShowImage</b> attributes are mutually exclusive. If neither attribute is specified, the control SHOULD display its icon.</p> <p>For example, consider the following XML fragment:</p> <pre data-bbox="521 1455 1263 1480">&lt;button id="button" getShowImage="IsButtonImageVisible" /&gt;</pre> <p>In this example, the <b>IsButtonImageVisible</b> callback function is called when the application needs to determine whether to display the icon of the button.</p> <p>The possible values for this attribute are defined by the <b>ST_Delegate</b> simple type, as specified in section <a href="#">2.3.2</a>.</p>
<p><b>getShowLabel</b> (<b>getShowLabel</b> callback)</p>	<p>Specifies the name of a callback function to be called to determine whether the application SHOULD display the label of this control.</p> <p>This attribute SHOULD have no effect if the <b>size</b> or <b>getSize</b> attributes specify that</p>

Attributes	Description
	<p>the control is "large".</p> <p>The <b>showLabel</b> and <b>getShowLabel</b> attributes are mutually exclusive. If neither attribute is specified, the control SHOULD default to showing its label.</p> <p>For example, consider the following XML fragment:</p> <pre data-bbox="521 344 1263 369">&lt;button id="button" getShowLabel="IsButtonLabelVisible" /&gt;</pre> <p>In this example, the <b>IsButtonLabelVisible</b> callback function is called when the application needs to determine whether to display the label of the button.</p> <p>The possible values for this attribute are defined by the <b>ST_Delegate</b> simple type, as specified in section <a href="#">2.3.2</a>.</p>
<p><b>getSize</b> (<b>getSize</b> callback)</p>	<p>Specifies the name of a callback function to be called to determine the size of this control.</p> <p>The <b>getSize</b> and <b>size</b> attributes are mutually exclusive. If neither attribute is specified, the control's size SHOULD default to the normal size.</p> <p>For example, consider the following XML fragment:</p> <pre data-bbox="521 705 1110 730">&lt;button id="button" getSize="GetButtonSize" /&gt;</pre> <p>In this example, the <b>GetButtonSize</b> callback function is called when the application needs to determine the size of the button.</p> <p>The possible values for this attribute are defined by the <b>ST_Delegate</b> simple type, as specified in section <a href="#">2.3.2</a>.</p>
<p><b>getSupertip</b> (<b>getSupertip</b> callback)</p>	<p>Specifies the name of a callback function to be called to determine the supertip of this control.</p> <p>The <b>getSupertip</b> and <b>supertip</b> attributes are mutually exclusive. If neither attribute is specified, no supertip for this control SHOULD be shown.</p> <p>For example, consider the following XML fragment:</p> <pre data-bbox="521 1066 1211 1092">&lt;button id="button" getSupertip="GetButtonSupertip" /&gt;</pre> <p>In this example, the <b>GetButtonSupertip</b> callback function is called when the application needs to determine the supertip of the button.</p> <p>The possible values for this attribute are defined by the <b>ST_Delegate</b> simple type, as specified in section <a href="#">2.3.2</a>.</p>
<p><b>getVisible</b> (<b>getVisible</b> callback)</p>	<p>Specifies the name of a callback function to be called to determine the visibility state of this control.</p> <p>The <b>getVisible</b> and <b>visible</b> attributes are mutually exclusive. If neither attribute is specified, the control SHOULD default to being visible.</p> <p>For example, consider the following XML fragment:</p> <pre data-bbox="521 1428 1174 1453">&lt;button id="button" getVisible="IsButtonVisible" /&gt;</pre> <p>In this example, the <b>IsButtonVisible</b> callback function is called when the application needs to determine the visibility of the button.</p> <p>The possible values for this attribute are defined by the <b>ST_Delegate</b> simple type, as specified in section <a href="#">2.3.2</a>.</p>
<p><b>id</b> (control identifier)</p>	<p>Specifies the identifier for a custom control. All custom controls MUST have unique identifiers. The identifier of a control SHOULD be passed to callback functions to identify which control corresponds to the function call.</p> <p>The <b>id</b>, <b>idQ</b>, and <b>idMso</b> attributes are mutually exclusive. At least one of these</p>



Attributes	Description
	<p>attributes MUST be specified.</p> <p>For example, consider the following XML fragment:</p> <pre data-bbox="521 289 1019 310">&lt;button id="MyButton" label="Button" /&gt;</pre> <p>This specifies a custom button control with an identifier of "MyButton".</p> <p>The possible values for this attribute are defined by the <b>ST_UniqueID</b> simple type, as specified in section <a href="#">2.3.13</a>.</p>
<p><b>idMso</b> (built-in control identifier)</p>	<p>Specifies the identifier of a built-in control.</p> <p>The contents of this attribute are application-defined.</p> <p>The <b>id</b>, <b>idQ</b>, and <b>idMso</b> attributes are mutually exclusive. At least one of these attributes MUST be specified.</p> <p>For example, consider the following XML fragment:</p> <pre data-bbox="521 632 829 653">&lt;control idMso="Bold" /&gt;</pre> <p>This creates a clone of the control with an identifier of "Bold".</p> <p>The possible values for this attribute are defined by the <b>ST_ID</b> simple type, as specified in section <a href="#">2.3.5</a>.</p>
<p><b>idQ</b> (qualified control identifier)</p>	<p>Specifies a qualified identifier for a control.</p> <p>The <b>idQ</b> attribute can be used to reference controls or containers created by other Custom UI documents.</p> <p>The <b>id</b>, <b>idQ</b>, and <b>idMso</b> attributes are mutually exclusive. At least one of these attributes MUST be specified.</p> <p>For example, consider the following XML fragment:</p> <pre data-bbox="521 1003 1312 1339">&lt;customUI   xmlns="http://schemas.microsoft.com/office/2006/01/customui"   xmlns:ex="http://www.example.com"&gt;   &lt;ribbon&gt;     &lt;tabs&gt;       &lt;tab idQ="ex:OtherTab" label="Shared Tab"&gt;         &lt;group id="MyGroup" label="My Group"&gt;           ...         &lt;/group&gt;       &lt;/tab&gt;     &lt;/tabs&gt;   &lt;/ribbon&gt; &lt;/customUI&gt;</pre> <p>In this case, <b>ex</b> is an XML namespace prefix for the namespace <a href="http://www.example.com">http://www.example.com</a>. This XML fragment refers to a <b>tab</b> in that namespace with an identifier of "OtherTab". If that tab cannot be found, it is created. A new group belonging to this file is added to the tab.</p> <p>The possible values for this attribute are defined by the <b>ST_QID</b> simple type, as specified in section <a href="#">2.3.9</a>.</p>
<p><b>image</b> (custom image identifier)</p>	<p>Specifies the relationship identifier for an image which SHOULD be used as the icon for this control. This attribute is used to specify an embedded picture that resides locally within the containing file.</p> <p>The <b>getImage</b>, <b>image</b>, and <b>imageMso</b> attributes are mutually exclusive. If none of these attributes are specified, no icon SHOULD be displayed.</p>


Attributes	Description
	<p>For example, consider the following XML fragment:</p> <pre data-bbox="521 254 1032 275">&lt;button id="button" image="ForestPic" /&gt;</pre> <p>This specifies a custom button whose icon SHOULD be the embedded image file referenced by the relationship identifier of "ForestPic".</p> <p>The possible values for this attribute are defined by the <b>ST_Uri</b> simple type, as specified in section <a href="#">2.3.14</a>.</p>
<p><b>imageMso</b> (built-in image identifier)</p>	<p>Specifies the identifier of a built-in image which SHOULD be used as the icon of this control.</p> <p>The contents of this attribute are application-defined and SHOULD be ignored if not understood.</p> <p>The <b>getImage</b>, <b>image</b>, and <b>imageMso</b> attributes are mutually exclusive. If none of these attributes are specified, no icon SHOULD be displayed.</p> <p>For example, consider the following XML fragment:</p> <pre data-bbox="521 674 1008 695">&lt;button id="button" imageMso="Bold" /&gt;</pre> <p>This specifies a custom button that SHOULD use the built-in image with an identifier of "Bold".</p> <p>The possible values for this attribute are defined by the <b>ST_ID</b> simple type, as specified in section <a href="#">2.3.5</a>.</p>
<p><b>insertAfterMso</b> (identifier of built-in control to insert after)</p>	<p>Specifies the identifier of a built-in control that this control SHOULD be inserted after. If the value of this attribute is not understood, it SHOULD be ignored.</p> <p>The <b>insertAfterMso</b>, <b>insertAfterQ</b>, <b>insertBeforeMso</b>, and <b>insertBeforeQ</b> attributes are mutually exclusive. If none of these attributes are specified, the controls SHOULD be appended to the existing set of controls, in the order they are defined in the XML.</p> <p>For example, consider the following XML fragment:</p> <pre data-bbox="521 1083 1289 1157">&lt;tab id="MyTab" insertAfterMso="TabHome" label="Custom Tab"&gt; ... &lt;/tab&gt;</pre> <p>In this example, a new custom tab with an identifier of "MyTab" is to be inserted after the built-in tab with an identifier of "TabHome".</p> <p>The possible values for this attribute are defined by the <b>ST_ID</b> simple type, as specified in section <a href="#">2.3.5</a>.</p>
<p><b>insertAfterQ</b> (qualified identifier of control to insert after)</p>	<p>Specifies the qualified identifier of a control that this control SHOULD be inserted after. If the value of this attribute is not understood, it SHOULD be ignored.</p> <p>The <b>insertAfterMso</b>, <b>insertAfterQ</b>, <b>insertBeforeMso</b>, and <b>insertBeforeQ</b> attributes are mutually exclusive. If none of these attributes are specified, the controls SHOULD be appended to the existing set of controls, in the order they are defined in the XML.</p> <p>For example, consider the following XML fragment:</p> <pre data-bbox="521 1549 1300 1623">&lt;tab id="MyTab" insertAfterQ="x:OtherTab" label="Custom Tab"&gt; ... &lt;/tab&gt;</pre> <p>In this example, a new custom tab with an identifier of "MyTab" is to be inserted after the custom tab with a qualified identifier of "x:OtherTab".</p>

Attributes	Description
	<p>The possible values for this attribute are defined by the <b>ST_QID</b> simple type, as specified in section <a href="#">2.3.9</a>.</p>
<p><b>insertBeforeMso</b> (identifier of built-in control to insert before)</p>	<p>Specifies the identifier of a built-in control that this control SHOULD be inserted before. If the value of this attribute is not understood, it SHOULD be ignored.</p> <p>The <b>insertAfterMso</b>, <b>insertAfterQ</b>, <b>insertBeforeMso</b>, and <b>insertBeforeQ</b> attributes are mutually exclusive. If none of these attributes are specified, the controls SHOULD be appended to the existing set of controls, in the order they are defined in the XML.</p> <p>For example, consider the following XML fragment:</p> <pre data-bbox="521 499 1300 575">&lt;tab id="MyTab" insertBeforeMso="TabHome" label="Custom Tab"&gt; ... &lt;/tab&gt;</pre> <p>In this example, a new custom tab with an identifier of "MyTab" is to be inserted before the built-in tab with an identifier of "TabHome".</p> <p>The possible values for this attribute are defined by the <b>ST_ID</b> simple type, as specified in section <a href="#">2.3.5</a>.</p>
<p><b>insertBeforeQ</b> (qualified identifier of control to insert before)</p>	<p>Specifies the qualified identifier of a control that this control SHOULD be inserted before. If the value of this attribute is not understood, it SHOULD be ignored.</p> <p>The <b>insertAfterMso</b>, <b>insertAfterQ</b>, <b>insertBeforeMso</b>, and <b>insertBeforeQ</b> attributes are mutually exclusive. If none of these attributes are specified, the controls SHOULD be appended to the existing set of controls, in the order they are defined in the XML.</p> <p>For example, consider the following XML fragment:</p> <pre data-bbox="521 968 1300 1043">&lt;tab id="MyTab" insertBeforeQ="x:OtherTab" label="Custom Tab"&gt; ... &lt;/tab&gt;</pre> <p>In this example, a new custom tab with an identifier of "MyTab" is to be inserted before the custom tab with a qualified identifier of "x:OtherTab".</p> <p>The possible values for this attribute are defined by the <b>ST_QID</b> simple type, as specified in section <a href="#">2.3.9</a>.</p>
<p><b>itemSize</b> (item size)</p>	<p>Specifies the size of the child controls in this menu.</p> <p>If this attribute is omitted, the menu's child controls SHOULD default to the normal size.</p> <p>For example, consider a menu control with large menu items, as follows:</p>  <p>This is specified using the following XML fragment:</p>

Attributes	Description
	<pre data-bbox="521 218 1328 348">&lt;menu id="menu" label="Menu with large items" itemSize="large"&gt;   &lt;button id="button1" label="Button 1" imageMso="HappyFace" /&gt;   &lt;button id="button2" label="Button 2" imageMso="Paste" /&gt;   &lt;button id="button3" label="Button 3" imageMso="Copy" /&gt; &lt;/menu&gt;</pre> <p data-bbox="493 380 1386 432">The possible values for this attribute are defined by the <b>ST_ItemSize</b> simple type, as specified in section <a href="#">2.3.6</a>.</p>
<b>keytip</b> (keytip)	<p data-bbox="493 457 1386 575">Specifies a <b>string</b> to be used as the suggested KeyTip for this control. The <b>keytip</b> and <b>getKeytip</b> attributes are mutually exclusive. If neither attribute is specified, the application SHOULD generate a KeyTip for the control automatically. For example, consider a button with KeyTip 'K', as follows:</p>  <p data-bbox="493 682 1036 709">This is specified using the following XML fragment:</p> <pre data-bbox="521 735 1211 758">&lt;button id="button" imageMso="HappyFace" keytip="K" /&gt;</pre> <p data-bbox="493 787 1386 840">The possible values for this attribute are defined by the <b>ST_Keytip</b> simple type, as specified in section <a href="#">2.3.7</a>.</p>
<b>label</b> (label)	<p data-bbox="493 863 1354 951">Specifies a <b>string</b> to be used as the label for this control. The <b>label</b> and <b>getLabel</b> attributes are mutually exclusive. If neither attribute is specified, no label SHOULD be displayed. For example, consider the following XML fragment:</p> <pre data-bbox="521 1010 1084 1033">&lt;button id="button" label="Custom Button" /&gt;</pre> <p data-bbox="493 1062 1386 1150">This specifies a custom <b>button</b> with a <b>label</b> of "Custom Button". The possible values for this attribute are defined by the <b>ST_String</b> simple type, as specified in section <a href="#">2.3.11</a>.</p>
<b>screentip</b> (screentip)	<p data-bbox="493 1171 1386 1289">Specifies a <b>string</b> to be shown as the screentip for this control. The <b>screentip</b> and <b>getScreentip</b> attributes are mutually exclusive. If neither attribute is specified, the application SHOULD display the label of the control as the screentip or display no screentip at all. For example, consider a button with a screentip, as follows:</p>  <p data-bbox="493 1669 1036 1696">This is specified using the following XML fragment:</p>



Attributes	Description
	<pre data-bbox="521 218 1224 268">&lt;button id="button" imageMso="HappyFace" label="Button" size="large" screentip="This is the screentip" /&gt;</pre> <p data-bbox="493 300 1386 350">The possible values for this attribute are defined by the <b>ST_String</b> simple type, as specified in section <a href="#">2.3.11</a>.</p>
<p data-bbox="237 380 456 430"><b>showImage</b> (show image)</p>	<p data-bbox="493 380 1386 554">Specifies whether this control displays an icon. This attribute SHOULD have no effect if the <b>size</b> or <b>getSize</b> attributes specify that the control is "large". The <b>showImage</b> and <b>getShowImage</b> attributes are mutually exclusive. If neither attribute is specified, the control SHOULD display its icon. For example, consider a button that does not display an icon, as follows:</p> <div data-bbox="496 562 734 730" style="border: 1px solid #ccc; padding: 5px; text-align: center;">  </div> <p data-bbox="493 741 1036 766">This is specified using the following XML fragment:</p> <pre data-bbox="521 793 993 844">&lt;button id="button" showImage="false" label="Button with no icon" /&gt;</pre> <p data-bbox="493 873 1333 924">The possible values for this attribute are defined by the XML schema <b>boolean</b> datatype.</p>
<p data-bbox="237 955 440 1005"><b>showLabel</b> (show label)</p>	<p data-bbox="493 955 1386 1129">Specifies whether this control SHOULD display its label. This attribute SHOULD have no effect if the <b>size</b> or <b>getSize</b> attributes specify that the control is "large". The <b>showLabel</b> and <b>getShowLabel</b> attributes are mutually exclusive. If neither attribute is specified, the control SHOULD default to showing its label. For example, consider the following XML fragment:</p> <pre data-bbox="521 1157 1172 1207">&lt;button id="button" label="Label" showLabel="false" imageMso="HappyFace" /&gt;</pre> <p data-bbox="493 1236 1352 1287">This specifies a <b>button</b> that has a <b>label</b>, but does not show it. Even though the <b>label</b> is hidden, it is provided to accessibility tools.</p> <p data-bbox="493 1295 1333 1346">The possible values for this attribute are defined by the XML schema <b>boolean</b> datatype.</p>
<p data-bbox="237 1375 431 1400"><b>size</b> (control size)</p>	<p data-bbox="493 1375 1330 1488">Specifies the size of the control. The <b>size</b> and <b>getSize</b> attributes are mutually exclusive. If neither attribute is specified, the control's size SHOULD default to the normal size. For example, consider a large button, as follows:</p> <div data-bbox="496 1497 656 1665" style="border: 1px solid #ccc; padding: 5px; text-align: center;">  </div> <p data-bbox="493 1675 1036 1701">This is specified using the following XML fragment:</p>

Attributes	Description
	<pre data-bbox="521 218 1060 243">&lt;toggleButton idMso="Bold" size="large" /&gt;</pre> <p data-bbox="493 275 1362 323">The possible values for this attribute are defined by the <b>ST_Size</b> simple type, as specified in section <a href="#">2.3.10</a>.</p>
<p data-bbox="237 352 459 378"><b>supertip</b> (supertip)</p>	<p data-bbox="493 352 1308 470">Specifies a <b>string</b> to be shown as the supertip of the control. The <b>supertip</b> and <b>getSupertip</b> attributes are mutually exclusive. If neither attribute is specified no supertip for this control SHOULD be shown. For example, consider a control with a supertip, as follows:</p>  <p data-bbox="493 863 1036 888">This is specified using the following XML fragment:</p> <pre data-bbox="521 915 1222 989">&lt;button id="button" imageMso="HappyFace" label="Button" size="large" screentip="Screentip" supertip="This is the supertip string" /&gt;</pre> <p data-bbox="493 1020 1386 1068">The possible values for this attribute are defined by the <b>ST_String</b> simple type, as specified in section <a href="#">2.3.11</a>.</p>
<p data-bbox="237 1102 342 1127"><b>tag</b> (tag)</p>	<p data-bbox="493 1102 1393 1234">Specifies an arbitrary <b>string</b> that can be used to hold data or identify the control. The contents of this attribute SHOULD be passed to any callback functions specified on this control. If this attribute is omitted, the control's <b>tag</b> value SHOULD default to an empty <b>string</b>.</p> <p data-bbox="493 1245 1040 1270">For example, consider the following XML fragment:</p> <pre data-bbox="521 1297 1122 1346">&lt;button id="button" label="Button" tag="123456" onAction="ButtonClicked" /&gt;</pre> <p data-bbox="493 1377 1317 1425">This specifies a <b>button</b> with a <b>tag</b> value of "123456", which is passed to the <b>ButtonClicked</b> callback function.</p> <p data-bbox="493 1436 1386 1484">The possible values for this attribute are defined by the <b>ST_String</b> simple type, as specified in section <a href="#">2.3.11</a>.</p>
<p data-bbox="237 1516 407 1564"><b>visible</b> (control visibility)</p>	<p data-bbox="493 1516 1357 1633">Specifies the visibility state of the control. The <b>getVisible</b> and <b>visible</b> attributes are mutually exclusive. If these attributes are omitted, the control SHOULD default to being visible. For example, consider the following XML fragment:</p> <pre data-bbox="521 1661 1019 1686">&lt;tab idMso="TabHome" visible="false" /&gt;</pre>

Attributes	Description
	In this example, the built-in tab with an identifier of "TabHome" is hidden. The possible values for this attribute are defined by the XML schema <b>boolean</b> datatype.

The following XML schema fragment defines the contents of this element:

```
<complexType name="CT_Menu">
  <complexContent>
    <extension base="CT_MenuRegular">
      <attributeGroup ref="AG_SizeAttributes"/>
      <attribute name="itemSize" type="ST_ItemSize" use="optional"/>
    </extension>
  </complexContent>
</complexType>
```

### 2.2.29 menu (Dynamic Menu Root XML Element)

This element specifies the root tag of the XML **string** returned by a dynamic menu control.

For example, consider a dynamic menu control, as follows:



**Figure 18: A dynamic menu control**

This is specified using the following XML fragment:

```
<dynamicMenu id="dynamic" label="Dynamic Menu" getContent="GetMenuContent" />
```

The **GetMenuContent** callback function is called when the menu is dropped, and in this case returns a string with the following XML:


```
<menu xmlns="http://schemas.microsoft.com/office/2006/01/customui">
  <button id="button1" label="Button 1" />
  <button id="button2" label="Button 2" />
  <button id="button3" label="Button 3" />
</menu>
```

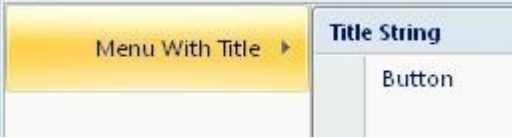
The following table summarizes the child elements of this element.

Child Elements	Section
<b>button</b> (Unsize Button)	<a href="#">2.2.3</a>
<b>checkBox</b> (Check Box)	<a href="#">2.2.6</a>

Child Elements	Section
<b>control</b> (Unsize Control Clone)	<a href="#">2.2.11</a>
<b>dynamicMenu</b> (Unsize Dynamic Menu)	<a href="#">2.2.18</a>
<b>gallery</b> (Unsize Gallery)	<a href="#">2.2.22</a>
<b>menu</b> (Unsize Menu)	<a href="#">2.2.26</a>
<b>menuSeparator</b> (Menu Separator)	<a href="#">2.2.30</a>
<b>splitButton</b> (Unsize Split Button)	<a href="#">2.2.36</a>
<b>toggleButton</b> (Unsize Toggle Button)	<a href="#">2.2.42</a>

The following table summarizes the attributes of this element.

Attributes	Description
<b>getTitle</b> ( <b>getTitle</b> callback)	<p>Specifies the name of a callback function to be called to determine the title of this control.</p> <p>The <b>title</b> and <b>getTitle</b> attributes are mutually exclusive. If neither attribute is specified no title SHOULD be shown.</p> <p>For example, consider the following XML fragment:</p> <pre>&lt;menu id="menu" label="Menu" getTitle="GetMenuTitle"&gt; ... &lt;/menu&gt;</pre> <p>In this example, the <b>GetMenuTitle</b> callback function is to be called when the application needs to determine the title of the menu.</p> <p>The possible values for this attribute are defined by the <b>ST_Delegate</b> simple type, as specified in section <a href="#">2.3.2</a>.</p>
<b>itemSize</b> (item size)	<p>Specifies the size of the child controls in this menu.</p> <p>If this attribute is not specified, the menu's child controls SHOULD default to the normal size.</p> <p>For example, consider a menu control with large menu items, as follows:</p>  <p>This is specified using the following XML fragment:</p> <pre>&lt;menu id="menu" label="Menu with large items" itemSize="large"&gt;   &lt;button id="button1" label="Button 1" imageMso="HappyFace" /&gt;   &lt;button id="button2" label="Button 2" imageMso="Paste" /&gt;</pre>

Attributes	Description
	<pre data-bbox="505 201 1247 247">&lt;button id="button3" label="Button 3" imageMso="Copy" /&gt; &lt;/menu&gt;</pre> <p data-bbox="475 281 1370 331">The possible values for this attribute are defined by the <b>ST_ItemSize</b> simple type, as specified in section <a href="#">2.3.6</a>.</p>
<b>title</b> (title)	<p data-bbox="475 359 1118 384">Specifies a <b>string</b> to be displayed as the title of the control.</p> <p data-bbox="475 392 1317 443">The <b>title</b> and <b>getTitle</b> attributes are mutually exclusive. If neither attribute is specified, no title SHOULD be shown.</p> <p data-bbox="475 451 1130 476">For example, consider a menu control with a title, as follows:</p> <div data-bbox="480 485 989 621" style="border: 1px solid gray; padding: 5px;">  </div> <p data-bbox="475 632 1008 657">This is specified with the following XML fragment:</p> <pre data-bbox="505 682 1284 758">&lt;menu id="menu" label="Menu With Title" title="Title String"&gt;   &lt;button id="button" label="Button" /&gt; &lt;/menu&gt;</pre> <p data-bbox="475 789 1370 840">The possible values for this attribute are defined by the <b>ST_String</b> simple type, as specified in section <a href="#">2.3.11</a>.</p>

The following XML schema fragment defines the contents of this element:

```
<complexType name="CT_MenuRoot">
  <sequence>
    <choice minOccurs="0" maxOccurs="1000">
      <group ref="EG_MenuControlsBase"/>
      <group ref="EG_MenuOrSplitButtonRegular"/>
    </choice>
  </sequence>
  <attributeGroup ref="AG_Title"/>
  <attribute name="itemSize" type="ST_ItemSize" use="optional"/>
</complexType>
```

### 2.2.30 menuSeparator (Menu Separator)

This element specifies a horizontal separator line in a menu control. Menu separators can optionally have title strings, which SHOULD display as headers in the menu.

For example, consider a menu with a separator in between two of its items, as follows:



**Figure 19: Menu control with separator**

This is specified using the following XML fragment:

```

<menu id="menu" label="Menu" imageMso="HappyFace" >
  <button id="button1" label="Button 1" imageMso="FileSave" />
  <menuSeparator id="separator" />
  <button id="button2" label="Button 2" imageMso="Bold" />
</menu>

```

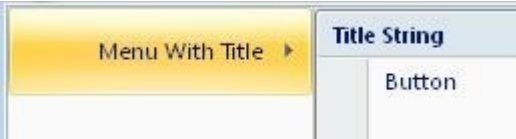
The following table summarizes the elements that are parents of this element.

Parent Elements
<b>menu</b> (section <a href="#">2.2.28</a> ); <b>menu</b> (section <a href="#">2.2.26</a> ); <b>menu</b> (section <a href="#">2.2.29</a> ); <b>menu</b> (section <a href="#">2.2.27</a> ); <b>officeMenu</b> (section <a href="#">2.2.31</a> )

The following table summarizes the attributes of this element.

Attributes	Description
<b>getTitle</b> ( <b>getTitle</b> callback)	<p>Specifies the name of a callback function to be called to determine the title of this control.</p> <p>The <b>title</b> and <b>getTitle</b> attributes are mutually exclusive. If neither attribute is specified no title SHOULD be shown.</p> <p>For example, consider the following XML fragment:</p> <pre> &lt;menu id="menu" label="Menu" getTitle="GetMenuTitle"&gt;   ... &lt;/menu&gt; </pre> <p>In this example, the <b>GetMenuTitle</b> callback function is called when the application needs to determine the title of the menu.</p> <p>The possible values for this attribute are defined by the <b>ST_Delegate</b> simple type, as specified in section <a href="#">2.3.2</a>.</p>
<b>id</b> (control identifier)	<p>Specifies the identifier for a custom control. All custom controls MUST have unique identifiers. The identifier of a control SHOULD be passed to callback functions to identify which control corresponds to the function call.</p> <p>The <b>id</b>, <b>idQ</b>, and <b>idMso</b> attributes are mutually exclusive. At least one of these attributes MUST be specified.</p> <p>For example, consider the following XML fragment:</p> <pre> &lt;button id="MyButton" label="Button" /&gt; </pre> <p>This specifies a custom button control with an identifier of "MyButton".</p> <p>The possible values for this attribute are defined by the <b>ST_UniqueID</b> simple type, as specified in section <a href="#">2.3.13</a>.</p>
<b>idQ</b> (qualified control identifier)	<p>Specifies a qualified identifier for a control.</p> <p>The <b>idQ</b> attribute can be used to reference controls or containers created by other Custom UI documents.</p> <p>The <b>id</b>, <b>idQ</b>, and <b>idMso</b> attributes are mutually exclusive. At least one of these attributes MUST be specified.</p> <p>For example, consider the following XML fragment:</p> <pre> &lt;customUI   xmlns="http://schemas.microsoft.com/office/2006/01/customui"   xmlns:ex="http://www.example.com"&gt; </pre>

Attributes	Description
	<pre data-bbox="521 201 1122 464"> &lt;ribbon&gt;   &lt;tabs&gt;     &lt;tab idQ="ex:OtherTab" label="Shared Tab"&gt;       &lt;group id="MyGroup" label="My Group"&gt;         ...       &lt;/group&gt;     &lt;/tab&gt;   &lt;/tabs&gt; &lt;/ribbon&gt; &lt;/customUI&gt; </pre> <p data-bbox="493 495 1357 596">In this case, <b>ex</b> is an XML namespace prefix for the namespace <a href="http://www.example.com">http://www.example.com</a>. This XML fragment refers to a <b>tab</b> in that namespace with an identifier of "OtherTab". If that tab cannot be found, it is created. A new group belonging to this file is added to the tab.</p> <p data-bbox="493 604 1357 653">The possible values for this attribute are defined by the <b>ST_QID</b> simple type, as specified in section <a href="#">2.3.9</a>.</p>
<p data-bbox="237 680 456 781"><b>insertAfterMso</b> (identifier of built-in control to insert after)</p>	<p data-bbox="493 680 1349 732">Specifies the identifier of a built-in control that this control SHOULD be inserted after. If the value of this attribute is not understood, it SHOULD be ignored.</p> <p data-bbox="493 741 1382 842">The <b>insertAfterMso</b>, <b>insertAfterQ</b>, <b>insertBeforeMso</b>, and <b>insertBeforeQ</b> attributes are mutually exclusive. If none of these attributes are specified, the controls SHOULD be appended to the existing set of controls, in the order they are defined in the XML.</p> <p data-bbox="493 850 1040 877">For example, consider the following XML fragment:</p> <pre data-bbox="521 905 1289 978"> &lt;tab id="MyTab" insertAfterMso="TabHome" label="Custom Tab"&gt;   ... &lt;/tab&gt; </pre> <p data-bbox="493 1010 1357 1062">In this example, a new custom tab with an identifier of "MyTab" is to be inserted after the built-in tab with an identifier of "TabHome".</p> <p data-bbox="493 1071 1341 1119">The possible values for this attribute are defined by the <b>ST_ID</b> simple type, as specified in section <a href="#">2.3.5</a>.</p>
<p data-bbox="237 1142 440 1243"><b>insertAfterQ</b> (qualified identifier of control to insert after)</p>	<p data-bbox="493 1142 1357 1194">Specifies the qualified identifier of a control that this control SHOULD be inserted after. If the value of this attribute is not understood, it SHOULD be ignored.</p> <p data-bbox="493 1203 1382 1304">The <b>insertAfterMso</b>, <b>insertAfterQ</b>, <b>insertBeforeMso</b>, and <b>insertBeforeQ</b> attributes are mutually exclusive. If none of these attributes are specified, the controls SHOULD be appended to the existing set of controls, in the order they are defined in the XML.</p> <p data-bbox="493 1312 1040 1339">For example, consider the following XML fragment:</p> <pre data-bbox="521 1367 1300 1440"> &lt;tab id="MyTab" insertAfterQ="x:OtherTab" label="Custom Tab"&gt;   ... &lt;/tab&gt; </pre> <p data-bbox="493 1472 1357 1524">In this example, a new custom tab with an identifier of "MyTab" is to be inserted after the custom tab with a qualified identifier of "x:OtherTab".</p> <p data-bbox="493 1533 1357 1585">The possible values for this attribute are defined by the <b>ST_QID</b> simple type, as specified in section <a href="#">2.3.9</a>.</p>
<p data-bbox="237 1610 456 1711"><b>insertBeforeMso</b> (identifier of built-in control to insert before)</p>	<p data-bbox="493 1610 1349 1663">Specifies the identifier of a built-in control that this control SHOULD be inserted before. If the value of this attribute is not understood, it SHOULD be ignored.</p> <p data-bbox="493 1671 1333 1724">The <b>insertAfterMso</b>, <b>insertAfterQ</b>, <b>insertBeforeMso</b>, and <b>insertBeforeQ</b> attributes are mutually exclusive. If none of these attributes are specified, the</p>

Attributes	Description
	<p>controls SHOULD be appended to the existing set of controls, in the order they are defined in the XML.</p> <p>For example, consider the following XML fragment:</p> <pre data-bbox="521 310 1300 390">&lt;tab id="MyTab" insertBeforeMso="TabHome" label="Custom Tab"&gt; ... &lt;/tab&gt;</pre> <p>In this example, a new custom tab with an identifier of "MyTab" is to be inserted before the built-in tab with an identifier of "TabHome".</p> <p>The possible values for this attribute are defined by the <b>ST_ID</b> simple type, as specified in section <a href="#">2.3.5</a>.</p>
<p><b>insertBeforeQ</b> (qualified identifier of control to insert before)</p>	<p>Specifies the qualified identifier of a control that this control SHOULD be inserted before. If the value of this attribute is not understood, it SHOULD be ignored.</p> <p>The <b>insertAfterMso</b>, <b>insertAfterQ</b>, <b>insertBeforeMso</b>, and <b>insertBeforeQ</b> attributes are mutually exclusive. If none of these attributes are specified, the controls SHOULD be appended to the existing set of controls, in the order they are defined in the XML.</p> <p>For example, consider the following XML fragment:</p> <pre data-bbox="521 779 1300 858">&lt;tab id="MyTab" insertBeforeQ="x:OtherTab" label="Custom Tab"&gt; ... &lt;/tab&gt;</pre> <p>In this example, a new custom tab with an identifier of "MyTab" is to be inserted before the custom tab with a qualified identifier of "x:OtherTab".</p> <p>The possible values for this attribute are defined by the <b>ST_QID</b> simple type, as specified in section <a href="#">2.3.9</a>.</p>
<p><b>title</b> (title)</p>	<p>Specifies a <b>string</b> to be displayed as the title of the control.</p> <p>The <b>title</b> and <b>getTitle</b> attributes are mutually exclusive. If neither attribute is specified, no title SHOULD be shown.</p> <p>For example, consider a menu control with a title, as follows:</p>  <p>This is specified with the following XML fragment:</p> <pre data-bbox="521 1346 1300 1425">&lt;menu id="menu" label="Menu With Title" title="Title String"&gt;   &lt;button id="button" label="Button" /&gt; &lt;/menu&gt;</pre> <p>The possible values for this attribute are defined by the <b>ST_String</b> simple type, as specified in section <a href="#">2.3.11</a>.</p>

The following XML schema fragment defines the contents of this element:

```
<complexType name="CT_MenuSeparator">
  <attributeGroup ref="AG_IDCustom"/>
  <attributeGroup ref="AG_PositionAttributes"/>
  <attributeGroup ref="AG_Title"/>
</complexType>
```



```
</complexType>
```

### 2.2.31 officeMenu (Office Menu)

This element specifies the Office Menu of the application. It is used to reference the built-in **Office** Menu. This element SHOULD NOT be specified if the containing Custom UI XML document is a Quick Access Toolbar Customizations part.

For example, consider the following XML fragment:

```
<officeMenu>  
  <control idMso="FileSave" visible="false" />  
</officeMenu>
```

This XML fragment specifies that the command with an identifier of "FileSave" on the Office Menu is hidden.

The following table summarizes the elements that are parents of this element.

Parent Elements
<b>ribbon</b> (section <a href="#">2.2.33</a> )

The following table summarizes the child elements of this element.

Child Elements	Section
<b>button</b> (Unsize Button)	<a href="#">2.2.3</a>
<b>checkBox</b> (Check Box)	<a href="#">2.2.6</a>
<b>control</b> (Unsize Control Clone)	<a href="#">2.2.11</a>
<b>dynamicMenu</b> (Unsize Dynamic Menu)	<a href="#">2.2.18</a>
<b>gallery</b> (Unsize Gallery)	<a href="#">2.2.22</a>
<b>menu</b> (Menu with Title)	<a href="#">2.2.27</a>
<b>menuSeparator</b> (Menu Separator)	<a href="#">2.2.30</a>
<b>splitButton</b> (Split Button with Title)	<a href="#">2.2.37</a>
<b>toggleButton</b> (Unsize Toggle Button)	<a href="#">2.2.42</a>

The following XML schema fragment defines the contents of this element:

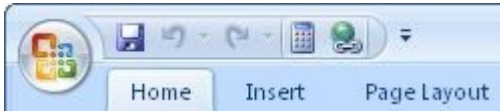
```
<complexType name="CT_OfficeMenu">  
  <sequence>  
    <choice minOccurs="0" maxOccurs="1000">  
      <group ref="EG_MenuControlsBase"/>  
      <group ref="EG_MenuOrSplitButtonWithTitle"/>  
    </choice>  
  </sequence>
```

</complexType>

## 2.2.32 qat (Quick Access Toolbar)

This element specifies the quick access toolbar. If the containing Custom UI file is a Ribbon Extensibility part the **qat** element cannot be used unless the **startFromScratch** attribute on the ribbon element is set to "true". In this case only the **sharedControls** child element SHOULD be used. If the containing Custom UI file is a Quick Access Toolbar Customizations part, the **documentControls** child element SHOULD be used.

For example, consider the following controls on the document-specific quick access toolbar:



**Figure 20: Controls on the quick access toolbar**

This is specified using the following XML fragment:

```
<qat>
  <documentControls>
    <control idMso="CalculateNow" />
    <control idMso="HyperlinkInsert" />
  </documentControls>
</qat>
```

The following table summarizes the elements that are parents of this element.

Parent Elements
<b>ribbon</b> (section <a href="#">2.2.33</a> )

The following table summarizes the child elements of this element.

Child Elements	Section
<b>documentControls</b> (List of Document-Specific Quick Access Toolbar Controls)	<a href="#">2.2.16</a>
<b>sharedControls</b> (List of Shared Quick Access Toolbar Controls)	<a href="#">2.2.35</a>

The following XML schema fragment defines the contents of this element:

```
<complexType name="CT_Qat">
  <sequence>
    <element name="sharedControls" type="CT_QatItems" minOccurs="0"/>
    <element name="documentControls" type="CT_QatItems" minOccurs="0"/>
  </sequence>
</complexType>
```

### 2.2.33 ribbon (Ribbon)

This element is used to reference the Ribbon of the application and its contents.

The following table summarizes the elements that are parents of this element.

Parent Elements
<b>customUI</b> (section <a href="#">2.2.14</a> )

The following table summarizes the child elements of this element.

Child Elements	Section
<b>contextualTabs</b> (List of Contextual Tab Sets)	<a href="#">2.2.10</a>
<b>officeMenu</b> (Office Menu)	<a href="#">2.2.31</a>
<b>qat</b> (Quick Access Toolbar)	<a href="#">2.2.32</a>
<b>tabs</b> (List of Tabs)	<a href="#">2.2.40</a>

The following table summarizes the attributes of this element.

Attributes	Description
<b>startFromScratch</b> (start from scratch)	<p>Specifies that the application's built-in ribbon UI is reduced to a minimal set of features, providing a clean slate on which to build custom UI. If this attribute is omitted, its value SHOULD default to "false". For example, consider the following XML fragment:</p> <pre>&lt;ribbon startFromScratch="true"&gt; ... &lt;/ribbon&gt;</pre> <p>In this example, the application's ribbon is put into start from scratch mode. The possible values for this attribute are defined by the XML schema <b>boolean</b> datatype.</p>

The following XML schema fragment defines the contents of this element:

```
<complexType name="CT_Ribbon">
  <all>
    <element name="officeMenu" type="CT_OfficeMenu" minOccurs="0" maxOccurs="1"/>
    <element name="qat" type="CT_Qat" minOccurs="0" maxOccurs="1">
      <unique name="qatControls">
        <selector xpath="*/*/"/>
        <field xpath="@id"/>
      </unique>
    </element>
    <element name="tabs" type="CT_Tabs" minOccurs="0" maxOccurs="1"/>
    <element name="contextualTabs" type="CT_ContextualTabs" minOccurs="0" maxOccurs="1"/>
  </all>
  <attribute name="startFromScratch" type="xsd:boolean" use="optional"/>
</complexType>
```

## 2.2.34 separator (Separator)

This element specifies a vertical separator line between two sets of controls, either in the Quick Access Toolbar or within **group** elements.

For example, consider a vertical separator control between two buttons, as follows:



**Figure 21: A vertical separator control**

This is specified using the following XML fragment:

```
<button id="button1" label="Button 1" imageMso="HappyFace" size="large" />
<separator id="separator" />
<button id="button2" label="Button 2" imageMso="HappyFace" size="large" />
```

The following table summarizes the elements that are parents of this element.

Parent Elements
<b>documentControls</b> (section <a href="#">2.2.16</a> ); <b>group</b> (section <a href="#">2.2.23</a> ); <b>sharedControls</b> (section <a href="#">2.2.35</a> )

The following table summarizes the attributes of this element.

Attributes	Description
<b>getVisible</b> ( <b>getVisible</b> callback)	<p>Specifies the name of a callback function to be called to determine the visibility state of this control.</p> <p>The <b>getVisible</b> and <b>visible</b> attributes are mutually exclusive. If neither attribute is specified, the control SHOULD default to being visible.</p> <p>For example, consider the following XML fragment:</p> <pre>&lt;button id="button" getVisible="IsButtonVisible" /&gt;</pre> <p>In this example, the <b>IsButtonVisible</b> callback function is called when the application needs to determine the visibility of the button.</p> <p>The possible values for this attribute are defined by the <b>ST_Delegate</b> simple type, as specified in section <a href="#">2.3.2</a>.</p>
<b>id</b> (control identifier)	<p>Specifies the identifier for a custom control. All custom controls MUST have unique identifiers. The identifier of a control SHOULD be passed to callback functions to identify which control corresponds to the function call.</p> <p>The <b>id</b>, <b>idQ</b>, and <b>idMso</b> attributes are mutually exclusive. At least one of these attributes MUST be specified.</p> <p>For example, consider the following XML fragment:</p> <pre>&lt;button id="MyButton" label="Button" /&gt;</pre> <p>This specifies a custom button control with an identifier of "MyButton".</p>

Attributes	Description
	<p>The possible values for this attribute are defined by the <b>ST_UniqueID</b> simple type, as specified in section <a href="#">2.3.13</a>.</p>
<p><b>idQ</b> (qualified control identifier)</p>	<p>Specifies a qualified identifier for a control.</p> <p>The <b>idQ</b> attribute can be used to reference controls or containers created by other Custom UI documents.</p> <p>The <b>id</b>, <b>idQ</b>, and <b>idMso</b> attributes are mutually exclusive. At least one of these attributes <b>MUST</b> be specified.</p> <p>For example, consider the following XML fragment:</p> <pre data-bbox="521 485 1312 825"> &lt;customUI   xmlns="http://schemas.microsoft.com/office/2006/01/customui"   xmlns:ex="http://www.example.com"&gt;   &lt;ribbon&gt;     &lt;tabs&gt;       &lt;tab idQ="ex:OtherTab" label="Shared Tab"&gt;         &lt;group id="MyGroup" label="My Group"&gt;           ...         &lt;/group&gt;       &lt;/tab&gt;     &lt;/tabs&gt;   &lt;/ribbon&gt; &lt;/customUI&gt; </pre> <p>In this case, <b>ex</b> is an XML namespace prefix for the namespace <a href="http://www.example.com">http://www.example.com</a>. This XML fragment refers to a <b>tab</b> in that namespace with an identifier of "OtherTab". If that tab cannot be found, it is created. A new group belonging to this file is added to the tab.</p> <p>The possible values for this attribute are defined by the <b>ST_QID</b> simple type, as specified in section <a href="#">2.3.9</a>.</p>
<p><b>insertAfterMso</b> (identifier of built-in control to insert after)</p>	<p>Specifies the identifier of a built-in control that this control <b>SHOULD</b> be inserted after. If the value of this attribute is not understood, it <b>SHOULD</b> be ignored.</p> <p>The <b>insertAfterMso</b>, <b>insertAfterQ</b>, <b>insertBeforeMso</b>, and <b>insertBeforeQ</b> attributes are mutually exclusive. If none of these attributes are specified, the controls <b>SHOULD</b> be appended to the existing set of controls, in the order they are defined in the XML.</p> <p>For example, consider the following XML fragment:</p> <pre data-bbox="521 1266 1289 1339"> &lt;tab id="MyTab" insertAfterMso="TabHome" label="Custom Tab"&gt;   ... &lt;/tab&gt; </pre> <p>In this example, a new custom tab with an identifier of "MyTab" is to be inserted after the built-in tab with an identifier of "TabHome".</p> <p>The possible values for this attribute are defined by the <b>ST_ID</b> simple type, as specified in section <a href="#">2.3.5</a>.</p>
<p><b>insertAfterQ</b> (qualified identifier of control to insert after)</p>	<p>Specifies the qualified identifier of a control that this control <b>SHOULD</b> be inserted after. If the value of this attribute is not understood, it <b>SHOULD</b> be ignored.</p> <p>The <b>insertAfterMso</b>, <b>insertAfterQ</b>, <b>insertBeforeMso</b>, and <b>insertBeforeQ</b> attributes are mutually exclusive. If none of these attributes are specified, the controls <b>SHOULD</b> be appended to the existing set of controls, in the order they are defined in the XML.</p> <p>For example, consider the following XML fragment:</p>

Attributes	Description
	<pre data-bbox="521 218 1300 296">&lt;tab id="MyTab" insertAfterQ="x:OtherTab" label="Custom Tab"&gt; ... &lt;/tab&gt;</pre> <p data-bbox="493 325 1360 380">In this example, a new custom tab with an identifier of "MyTab" is to be inserted after the custom tab with a qualified identifier of "x:OtherTab".</p> <p data-bbox="493 386 1360 438">The possible values for this attribute are defined by the <b>ST_QID</b> simple type, as specified in section <a href="#">2.3.9</a>.</p>
<p data-bbox="235 464 456 564"><b>insertBeforeMso</b> (identifier of built-in control to insert before)</p>	<p data-bbox="493 464 1349 516">Specifies the identifier of a built-in control that this control SHOULD be inserted before. If the value of this attribute is not understood, it SHOULD be ignored.</p> <p data-bbox="493 522 1382 623">The <b>insertAfterMso</b>, <b>insertAfterQ</b>, <b>insertBeforeMso</b>, and <b>insertBeforeQ</b> attributes are mutually exclusive. If none of these attributes are specified, the controls SHOULD be appended to the existing set of controls, in the order they are defined in the XML.</p> <p data-bbox="493 630 1040 657">For example, consider the following XML fragment:</p> <pre data-bbox="521 684 1300 762">&lt;tab id="MyTab" insertBeforeMso="TabHome" label="Custom Tab"&gt; ... &lt;/tab&gt;</pre> <p data-bbox="493 791 1360 844">In this example, a new custom tab with an identifier of "MyTab" is to be inserted before the built-in tab with an identifier of "TabHome".</p> <p data-bbox="493 850 1341 903">The possible values for this attribute are defined by the <b>ST_ID</b> simple type, as specified in section <a href="#">2.3.5</a>.</p>
<p data-bbox="235 928 440 1029"><b>insertBeforeQ</b> (qualified identifier of control to insert before)</p>	<p data-bbox="493 928 1360 980">Specifies the qualified identifier of a control that this control SHOULD be inserted before. If the value of this attribute is not understood, it SHOULD be ignored.</p> <p data-bbox="493 987 1382 1087">The <b>insertAfterMso</b>, <b>insertAfterQ</b>, <b>insertBeforeMso</b>, and <b>insertBeforeQ</b> attributes are mutually exclusive. If none of these attributes are specified, the controls SHOULD be appended to the existing set of controls, in the order they are defined in the XML.</p> <p data-bbox="493 1094 1040 1121">For example, consider the following XML fragment:</p> <pre data-bbox="521 1148 1300 1226">&lt;tab id="MyTab" insertBeforeQ="x:OtherTab" label="Custom Tab"&gt; ... &lt;/tab&gt;</pre> <p data-bbox="493 1255 1360 1308">In this example, a new custom tab with an identifier of "MyTab" is to be inserted before the custom tab with a qualified identifier of "x:OtherTab".</p> <p data-bbox="493 1314 1360 1367">The possible values for this attribute are defined by the <b>ST_QID</b> simple type, as specified in section <a href="#">2.3.9</a>.</p>
<p data-bbox="235 1392 407 1449"><b>visible</b> (control visibility)</p>	<p data-bbox="493 1392 943 1419">Specifies the visibility state of the control.</p> <p data-bbox="493 1425 1360 1478">The <b>getVisible</b> and <b>visible</b> attributes are mutually exclusive. If these attributes are omitted, the control SHOULD default to being visible.</p> <p data-bbox="493 1484 1040 1512">For example, consider the following XML fragment:</p> <pre data-bbox="521 1539 1019 1566">&lt;tab idMso="TabHome" visible="false" /&gt;</pre> <p data-bbox="493 1593 1292 1621">In this example, the built-in tab with an identifier of "TabHome" is hidden.</p> <p data-bbox="493 1627 1333 1680">The possible values for this attribute are defined by the XML schema <b>boolean</b> datatype.</p>

The following XML schema fragment defines the contents of this element:

```
<complexType name="CT_Separator">
  <attributeGroup ref="AG_IDCustom"/>
  <attributeGroup ref="AG_Visible"/>
  <attributeGroup ref="AG_PositionAttributes"/>
</complexType>
```

### 2.2.35 sharedControls (List of Shared Quick Access Toolbar Controls)

This element specifies the section of the quick access toolbar that is shared among all documents. This element SHOULD NOT be specified if the containing Custom UI XML document is a Quick Access Toolbar Customizations part. If the containing Custom UI XML document is a Ribbon Extensibility part, this element can be used if the **startFromScratch** attribute is set to "true" on the ribbon element.

For example, consider a Ribbon Extensibility XML document that adds the two buttons to the shared section of the quick access toolbar:



**Figure 22: Shared controls on the quick access toolbar**

This is specified using the following XML fragment:

```
<qat>
  <sharedControls>
    <button id="button1" imageMso="HappyFace" />
    <button idMso="Cut" />
  </sharedControls>
</qat>
```

The following table summarizes the elements that are parents of this element.

Parent Elements
<b>qat</b> (section <a href="#">2.2.32</a> )

The following table summarizes the child elements of this element.

Child Elements	Section
<b>button</b> (Unsize Button)	<a href="#">2.2.3</a>
<b>control</b> (Quick Access Toolbar Control Clone)	<a href="#">2.2.13</a>
<b>separator</b> (Separator)	<a href="#">2.2.34</a>

The following XML schema fragment defines the contents of this element:

```
<complexType name="CT_QatItems">
```

```

<sequence>
  <choice minOccurs="0" maxOccurs="1000">
    <element name="control" type="CT_ControlCloneQat"/>
    <element name="button" type="CT_ButtonRegular"/>
    <element name="separator" type="CT_Separator"/>
  </choice>
</sequence>
</complexType>

```

## 2.2.36 splitButton (Unsize Split Button)

This element specifies a split button control that, because of its location, cannot have its size changed. The **size** attribute is not present. It otherwise behaves identically to the regular **splitButton** element, as specified in section [2.2.38](#).

The following table summarizes the elements that are parents of this element.

Parent Elements
<b>buttonGroup</b> (section <a href="#">2.2.5</a> ); <b>menu</b> (section <a href="#">2.2.28</a> ); <b>menu</b> (section <a href="#">2.2.26</a> ); <b>menu</b> (section <a href="#">2.2.29</a> )

The following table summarizes the child elements of this element.

Child Elements	Section
<b>button</b> (Button Inside of a Split Button)	<a href="#">2.2.4</a>
<b>menu</b> (Unsize Menu)	<a href="#">2.2.26</a>
<b>toggleButton</b> (Toggle Button Inside of a Split Button)	<a href="#">2.2.44</a>

The following table summarizes the attributes of this element.

Attributes	Description
<b>enabled</b> (enabled state)	<p>Specifies the enabled state of the control.</p> <p>The <b>getEnabled</b> and <b>enabled</b> attributes are mutually exclusive. If neither attribute is specified, the control SHOULD default to being enabled.</p> <p>This attribute cannot be used to enable a built-in control that would otherwise be disabled by the application.</p> <p>For example, consider the following XML fragment:</p> <pre>&lt;button id="button" label="Disabled Button" enabled="false" /&gt;</pre> <p>This specifies a new button that is disabled. A permanently disabled button is not very useful, thus the <b>enabled</b> attribute is not commonly used.</p> <p>The possible values for this attribute are defined by the XML schema <b>boolean</b> datatype.</p>
<b>getEnabled</b> ( <b>getEnabled</b> callback)	<p>Specifies the name of a callback function to be called to determine the enabled state of this control.</p> <p>The <b>getEnabled</b> and <b>enabled</b> attributes are mutually exclusive. If neither attribute is specified, the control SHOULD default to being enabled.</p> <p>For example, consider the following XML fragment:</p>





Attributes	Description
	<pre data-bbox="521 218 1175 241">&lt;button id="button" getEnabled="IsButtonEnabled" /&gt;</pre> <p data-bbox="493 275 1305 323">In this example, the <b>IsButtonEnabled</b> callback function is called when the application needs to determine the enabled state of the button.</p> <p data-bbox="493 331 1386 380">The possible values for this attribute are defined by the <b>ST_Delegate</b> simple type, as specified in section <a href="#">2.3.2</a>.</p>
<b>getImage</b> <b>(getImage</b> callback)	<p data-bbox="493 409 1377 457">Specifies the name of a callback function to be called to determine the icon of this control.</p> <p data-bbox="493 466 1377 514">The <b>getImage</b>, <b>image</b>, and <b>imageMso</b> attributes are mutually exclusive. If none of these attributes are specified, no icon SHOULD be displayed.</p> <p data-bbox="493 522 1040 550">For example, consider the following XML fragment:</p> <pre data-bbox="521 577 1133 600">&lt;button id="button" getImage="GetButtonImage" /&gt;</pre> <p data-bbox="493 634 1305 682">In this example, the <b>GetButtonImage</b> callback function is called when the application needs to determine the icon of the button.</p> <p data-bbox="493 690 1386 739">The possible values for this attribute are defined by the <b>ST_Delegate</b> simple type, as specified in section <a href="#">2.3.2</a>.</p>
<b>getKeytip</b> <b>(getKeytip</b> callback)	<p data-bbox="493 766 1365 814">Specifies the name of a callback function to be called to determine the suggested KeyTip of this control.</p> <p data-bbox="493 823 1382 871">The <b>getKeytip</b> and <b>keytip</b> attributes are mutually exclusive. If neither attribute is specified, the application SHOULD generate a KeyTip for the control automatically.</p> <p data-bbox="493 879 1040 907">For example, consider the following XML fragment:</p> <pre data-bbox="521 934 1162 957">&lt;button id="button" getKeytip="GetButtonKeytip" /&gt;</pre> <p data-bbox="493 991 1305 1039">In this example, the <b>GetButtonKeytip</b> callback function is called when the application needs to determine the KeyTip of the button.</p> <p data-bbox="493 1047 1386 1096">The possible values for this attribute are defined by the <b>ST_Delegate</b> simple type, as specified in section <a href="#">2.3.2</a>.</p>
<b>getLabel</b> <b>(getLabel</b> callback)	<p data-bbox="493 1129 1382 1178">Specifies the name of a callback function to be called to determine the label of this control.</p> <p data-bbox="493 1186 1354 1234">The <b>getLabel</b> and <b>label</b> attributes are mutually exclusive. If neither attribute is specified, no label SHOULD be displayed.</p> <p data-bbox="493 1243 1040 1270">For example, consider the following XML fragment:</p> <pre data-bbox="521 1297 1133 1320">&lt;button id="button" getLabel="GetButtonLabel" /&gt;</pre> <p data-bbox="493 1354 1289 1402">In this example, the <b>GetButtonLabel</b> callback function is called when the application needs to determine the label of the button.</p> <p data-bbox="493 1411 1386 1459">The possible values for this attribute are defined by the <b>ST_Delegate</b> simple type, as specified in section <a href="#">2.3.2</a>.</p>
<b>getScreentip</b> <b>(getScreentip</b> callback)	<p data-bbox="493 1493 1386 1541">Specifies the name of a callback function to be called to determine the screentip of this control.</p> <p data-bbox="493 1549 1386 1625">The <b>getScreentip</b> and <b>screentip</b> attributes are mutually exclusive. If neither attribute is specified, the application SHOULD display the label of the control as the screentip or display no screentip at all.</p> <p data-bbox="493 1633 1040 1661">For example, consider the following XML fragment:</p> <pre data-bbox="521 1688 1240 1711">&lt;button id="button" getScreentip="GetButtonScreentip" /&gt;</pre>



Attributes	Description
	<p>In this example, the <b>GetButtonScreentip</b> callback function is called when the application needs to determine the screentip of the button.</p> <p>The possible values for this attribute are defined by the <b>ST_Delegate</b> simple type, as specified in section <a href="#">2.3.2</a>.</p>
<p><b>getShowImage</b> (<b>getShowImage</b> callback)</p>	<p>Specifies the name of a callback function to be called to determine whether the application SHOULD display the icon of this control.</p> <p>This attribute SHOULD have no effect if the <b>size</b> or <b>getSize</b> attributes specify that the control is "large".</p> <p><b>size</b> and <b>getSize</b> attributes are mutually exclusive. If neither attribute is specified, the control SHOULD display its icon.</p> <p>For example, consider the following XML fragment:</p> <pre data-bbox="521 573 1263 596">&lt;button id="button" getShowImage="IsButtonImageVisible" /&gt;</pre> <p>In this example, the <b>IsButtonImageVisible</b> callback function is called when the application needs to determine whether to display the icon of the button.</p> <p>The possible values for this attribute are defined by the <b>ST_Delegate</b> simple type, as specified in section <a href="#">2.3.2</a>.</p>
<p><b>getShowLabel</b> (<b>getShowLabel</b> callback)</p>	<p>Specifies the name of a callback function to be called to determine whether the application SHOULD display the label of this control.</p> <p>This attribute SHOULD have no effect if the <b>size</b> or <b>getSize</b> attributes specify that the control is "large".</p> <p>The <b>showLabel</b> and <b>getShowLabel</b> attributes are mutually exclusive. If neither attribute is specified, the control SHOULD default to showing its label.</p> <p>For example, consider the following XML fragment:</p> <pre data-bbox="521 993 1263 1016">&lt;button id="button" getShowLabel="IsButtonLabelVisible" /&gt;</pre> <p>In this example, the <b>IsButtonLabelVisible</b> callback function is called when the application needs to determine whether to display the label of the button.</p> <p>The possible values for this attribute are defined by the <b>ST_Delegate</b> simple type, as specified in section <a href="#">2.3.2</a>.</p>
<p><b>getSupertip</b> (<b>getSupertip</b> callback)</p>	<p>Specifies the name of a callback function to be called to determine the supertip of this control.</p> <p>The <b>getSupertip</b> and <b>supertip</b> attributes are mutually exclusive. If neither attribute is specified, no supertip for this control SHOULD be shown.</p> <p>For example, consider the following XML fragment:</p> <pre data-bbox="521 1350 1211 1373">&lt;button id="button" getSupertip="GetButtonSupertip" /&gt;</pre> <p>In this example, the <b>GetButtonSupertip</b> callback function is called when the application needs to determine the supertip of the button.</p> <p>The possible values for this attribute are defined by the <b>ST_Delegate</b> simple type, as specified in section <a href="#">2.3.2</a>.</p>
<p><b>getVisible</b> (<b>getVisible</b> callback)</p>	<p>Specifies the name of a callback function to be called to determine the visibility state of this control.</p> <p>The <b>getVisible</b> and <b>visible</b> attributes are mutually exclusive. If neither attribute is specified, the control SHOULD default to being visible.</p> <p>For example, consider the following XML fragment:</p>

Attributes	Description
	<pre data-bbox="521 218 1175 243">&lt;button id="button" getVisible="IsButtonVisible" /&gt;</pre> <p data-bbox="493 275 1289 327">In this example, the <b>IsButtonVisible</b> callback function is called when the application needs to determine the visibility of the button.</p> <p data-bbox="493 333 1386 386">The possible values for this attribute are defined by the <b>ST_Delegate</b> simple type, as specified in section <a href="#">2.3.2</a>.</p>
<b>id</b> (control identifier)	<p data-bbox="493 411 1386 489">Specifies the identifier for a custom control. All custom controls <b>MUST</b> have unique identifiers. The identifier of a control <b>SHOULD</b> be passed to callback functions to identify which control corresponds to the function call.</p> <p data-bbox="493 495 1349 548">The <b>id</b>, <b>idQ</b>, and <b>idMso</b> attributes are mutually exclusive. At least one of these attributes <b>MUST</b> be specified.</p> <p data-bbox="493 554 1040 579">For example, consider the following XML fragment:</p> <pre data-bbox="521 606 1019 632">&lt;button id="MyButton" label="Button" /&gt;</pre> <p data-bbox="493 659 1252 684">This specifies a custom button control with an identifier of "MyButton".</p> <p data-bbox="493 690 1393 743">The possible values for this attribute are defined by the <b>ST_UniqueID</b> simple type, as specified in section <a href="#">2.3.13</a>.</p>
<b>idMso</b> (built-in control identifier)	<p data-bbox="493 768 954 793">Specifies the identifier of a built-in control.</p> <p data-bbox="493 800 1065 825">The contents of this attribute are application-defined.</p> <p data-bbox="493 831 1349 884">The <b>id</b>, <b>idQ</b>, and <b>idMso</b> attributes are mutually exclusive. At least one of these attributes <b>MUST</b> be specified.</p> <p data-bbox="493 890 1040 915">For example, consider the following XML fragment:</p> <pre data-bbox="521 942 829 968">&lt;control idMso="Bold" /&gt;</pre> <p data-bbox="493 995 1154 1020">This creates a clone of the control with an identifier of "Bold".</p> <p data-bbox="493 1026 1344 1079">The possible values for this attribute are defined by the <b>ST_ID</b> simple type, as specified in section <a href="#">2.3.5</a>.</p>
<b>idQ</b> (qualified control identifier)	<p data-bbox="493 1115 954 1140">Specifies a qualified identifier for a control.</p> <p data-bbox="493 1146 1382 1199">The <b>idQ</b> attribute can be used to reference controls or containers created by other Custom UI documents.</p> <p data-bbox="493 1205 1349 1257">The <b>id</b>, <b>idQ</b>, and <b>idMso</b> attributes are mutually exclusive. At least one of these attributes <b>MUST</b> be specified.</p> <p data-bbox="493 1264 1040 1289">For example, consider the following XML fragment:</p> <pre data-bbox="521 1316 1312 1661">&lt;customUI   xmlns="http://schemas.microsoft.com/office/2006/01/customui"   xmlns:ex="http://www.example.com"&gt;   &lt;ribbon&gt;     &lt;tabs&gt;       &lt;tab idQ="ex:OtherTab" label="Shared Tab"&gt;         &lt;group id="MyGroup" label="My Group"&gt;           ...         &lt;/group&gt;       &lt;/tab&gt;     &lt;/tabs&gt;   &lt;/ribbon&gt; &lt;/customUI&gt;</pre> <p data-bbox="493 1688 1175 1713">In this case, <b>ex</b> is an XML namespace prefix for the namespace</p>

Attributes	Description
	<p>http://www.example.com. This XML fragment refers to a <b>tab</b> in that namespace with an identifier of "OtherTab". If that tab cannot be found, it is created. A new group belonging to this file is added to the tab.</p> <p>The possible values for this attribute are defined by the <b>ST_QID</b> simple type, as specified in section <a href="#">2.3.9</a>.</p>
<p><b>image</b> (custom image identifier)</p>	<p>Specifies the relationship identifier for an image which SHOULD be used as the icon for this control. This attribute is used to specify an embedded picture that resides locally within the containing file.</p> <p>The <b>getImage</b>, <b>image</b>, and <b>imageMso</b> attributes are mutually exclusive. If none of these attributes are specified, no icon SHOULD be displayed.</p> <p>For example, consider the following XML fragment:</p> <pre data-bbox="521 558 1036 583">&lt;button id="button" image="ForestPic" /&gt;</pre> <p>This specifies a custom button whose icon SHOULD be the embedded image file referenced by the relationship identifier of "ForestPic".</p> <p>The possible values for this attribute are defined by the <b>ST_Uri</b> simple type, as specified in section <a href="#">2.3.14</a>.</p>
<p><b>imageMso</b> (built-in image identifier)</p>	<p>Specifies the identifier of a built-in image which SHOULD be used as the icon of this control.</p> <p>The contents of this attribute are application-defined and SHOULD be ignored if not understood.</p> <p>The <b>getImage</b>, <b>image</b>, and <b>imageMso</b> attributes are mutually exclusive. If none of these attributes are specified, no icon SHOULD be displayed.</p> <p>For example, consider the following XML fragment:</p> <pre data-bbox="521 978 1008 1003">&lt;button id="button" imageMso="Bold" /&gt;</pre> <p>This specifies a custom button that SHOULD use the built-in image with an identifier of "Bold".</p> <p>The possible values for this attribute are defined by the <b>ST_ID</b> simple type, as specified in section <a href="#">2.3.5</a>.</p>
<p><b>insertAfterMso</b> (identifier of built-in control to insert after)</p>	<p>Specifies the identifier of a built-in control that this control SHOULD be inserted after. If the value of this attribute is not understood, it SHOULD be ignored.</p> <p>The <b>insertAfterMso</b>, <b>insertAfterQ</b>, <b>insertBeforeMso</b>, and <b>insertBeforeQ</b> attributes are mutually exclusive. If none of these attributes are specified, the controls SHOULD be appended to the existing set of controls, in the order they are defined in the XML.</p> <p>For example, consider the following XML fragment:</p> <pre data-bbox="521 1388 1289 1465">&lt;tab id="MyTab" insertAfterMso="TabHome" label="Custom Tab"&gt; ... &lt;/tab&gt;</pre> <p>In this example, a new custom tab with an identifier of "MyTab" is to be inserted after the built-in tab with an identifier of "TabHome".</p> <p>The possible values for this attribute are defined by the <b>ST_ID</b> simple type, as specified in section <a href="#">2.3.5</a>.</p>
<p><b>insertAfterQ</b> (qualified identifier of control to insert)</p>	<p>Specifies the qualified identifier of a control that this control SHOULD be inserted after. If the value of this attribute is not understood, it SHOULD be ignored.</p> <p>The <b>insertAfterMso</b>, <b>insertAfterQ</b>, <b>insertBeforeMso</b>, and <b>insertBeforeQ</b></p>

Attributes	Description
after)	<p>attributes are mutually exclusive. If none of these attributes are specified, the controls SHOULD be appended to the existing set of controls, in the order they are defined in the XML.</p> <p>For example, consider the following XML fragment:</p> <pre data-bbox="521 338 1300 415">&lt;tab id="MyTab" insertAfterQ="x:OtherTab" label="Custom Tab"&gt; ... &lt;/tab&gt;</pre> <p>In this example, a new custom tab with an identifier of "MyTab" is to be inserted after the custom tab with a qualified identifier of "x:OtherTab".</p> <p>The possible values for this attribute are defined by the <b>ST_QID</b> simple type, as specified in section <a href="#">2.3.9</a>.</p>
<b>insertBeforeMso</b> (identifier of built-in control to insert before)	<p>Specifies the identifier of a built-in control that this control SHOULD be inserted before. If the value of this attribute is not understood, it SHOULD be ignored.</p> <p>The <b>insertAfterMso</b>, <b>insertAfterQ</b>, <b>insertBeforeMso</b>, and <b>insertBeforeQ</b> attributes are mutually exclusive. If none of these attributes are specified, the controls SHOULD be appended to the existing set of controls, in the order they are defined in the XML.</p> <p>For example, consider the following XML fragment:</p> <pre data-bbox="521 800 1300 877">&lt;tab id="MyTab" insertBeforeMso="TabHome" label="Custom Tab"&gt; ... &lt;/tab&gt;</pre> <p>In this example, a new custom tab with an identifier of "MyTab" is to be inserted before the built-in tab with an identifier of "TabHome".</p> <p>The possible values for this attribute are defined by the <b>ST_ID</b> simple type, as specified in section <a href="#">2.3.5</a>.</p>
<b>insertBeforeQ</b> (qualified identifier of control to insert before)	<p>Specifies the qualified identifier of a control that this control SHOULD be inserted before. If the value of this attribute is not understood, it SHOULD be ignored.</p> <p>The <b>insertAfterMso</b>, <b>insertAfterQ</b>, <b>insertBeforeMso</b>, and <b>insertBeforeQ</b> attributes are mutually exclusive. If none of these attributes are specified, the controls SHOULD be appended to the existing set of controls, in the order they are defined in the XML.</p> <p>For example, consider the following XML fragment:</p> <pre data-bbox="521 1262 1300 1339">&lt;tab id="MyTab" insertBeforeQ="x:OtherTab" label="Custom Tab"&gt; ... &lt;/tab&gt;</pre> <p>In this example, a new custom tab with an identifier of "MyTab" is to be inserted before the custom tab with a qualified identifier of "x:OtherTab".</p> <p>The possible values for this attribute are defined by the <b>ST_QID</b> simple type, as specified in section <a href="#">2.3.9</a>.</p>
<b>keytip</b> (keytip)	<p>Specifies a <b>string</b> to be used as the suggested KeyTip for this control.</p> <p>The <b>keytip</b> and <b>getKeytip</b> attributes are mutually exclusive. If neither attribute is specified, the application SHOULD generate a KeyTip for the control automatically.</p> <p>For example, consider a button with KeyTip 'K', as follows:</p>

Attributes	Description
	 <p>This is specified using the following XML fragment:</p> <pre data-bbox="521 352 1211 378">&lt;button id="button" imageMso="HappyFace" keytip="K" /&gt;</pre> <p>The possible values for this attribute are defined by the <b>ST_Keytip</b> simple type, as specified in section <a href="#">2.3.7</a>.</p>
<b>label</b> (label)	<p>Specifies a <b>string</b> to be used as the label for this control.</p> <p>The <b>label</b> and <b>getLabel</b> attributes are mutually exclusive. If neither attribute is specified, no label SHOULD be displayed.</p> <p>For example, consider the following XML fragment:</p> <pre data-bbox="521 632 1084 657">&lt;button id="button" label="Custom Button" /&gt;</pre> <p>This specifies a custom <b>button</b> with a <b>label</b> of "Custom Button".</p> <p>The possible values for this attribute are defined by the <b>ST_String</b> simple type, as specified in section <a href="#">2.3.11</a>.</p>
<b>screentip</b> (screentip)	<p>Specifies a <b>string</b> to be shown as the screentip for this control.</p> <p>The <b>screentip</b> and <b>getScreentip</b> attributes are mutually exclusive. If neither attribute is specified, the application SHOULD display the label of the control as the screentip or display no screentip at all.</p> <p>For example, consider a button with a screentip, as follows:</p>  <p>This is specified using the following XML fragment:</p> <pre data-bbox="521 1339 1224 1392">&lt;button id="button" imageMso="HappyFace" label="Button" size="large" screentip="This is the screentip" /&gt;</pre> <p>The possible values for this attribute are defined by the <b>ST_String</b> simple type, as specified in section <a href="#">2.3.11</a>.</p>
<b>showImage</b> (show image)	<p>Specifies whether this control displays an icon.</p> <p>This attribute SHOULD have no effect if the <b>size</b> or <b>getSize</b> attributes specify that the control is "large".</p> <p>The <b>showImage</b> and <b>getShowImage</b> attributes are mutually exclusive. If neither attribute is specified, the control SHOULD display its icon.</p> <p>For example, consider a button that does not display an icon, as follows:</p>

Attributes	Description
	 <p>This is specified using the following XML fragment:</p> <pre data-bbox="521 432 993 485">&lt;button id="button" showImage="false" label="Button with no icon" /&gt;</pre> <p>The possible values for this attribute are defined by the XML schema <b>boolean</b> datatype.</p>
<b>showLabel</b> (show label)	<p>Specifies whether this control SHOULD display its label.</p> <p>This attribute SHOULD have no effect if the <b>size</b> or <b>getSize</b> attributes specify that the control is "large".</p> <p>The <b>showLabel</b> and <b>getShowLabel</b> attributes are mutually exclusive. If neither attribute is specified, the control SHOULD default to showing its label.</p> <p>For example, consider the following XML fragment:</p> <pre data-bbox="521 793 1172 846">&lt;button id="button" label="Label" showLabel="false" imageMso="HappyFace" /&gt;</pre> <p>This specifies a <b>button</b> that has a <b>label</b>, but does not show it. Even though the <b>label</b> is hidden, it is provided to accessibility tools.</p> <p>The possible values for this attribute are defined by the XML schema <b>boolean</b> datatype.</p>
<b>supertip</b> (supertip)	<p>Specifies a <b>string</b> to be shown as the supertip of the control.</p> <p>The <b>supertip</b> and <b>getSupertip</b> attributes are mutually exclusive. If neither attribute is specified no supertip for this control SHOULD be shown.</p> <p>For example, consider a control with a supertip, as follows:</p>  <p>This is specified using the following XML fragment:</p> <pre data-bbox="521 1577 1224 1650">&lt;button id="button" imageMso="HappyFace" label="Button" size="large" screentip="Screentip" supertip="This is the supertip string" /&gt;</pre> <p>The possible values for this attribute are defined by the <b>ST_String</b> simple type, as</p>

Attributes	Description
	specified in section <a href="#">2.3.11</a> .
<b>tag</b> (tag)	<p>Specifies an arbitrary <b>string</b> that can be used to hold data or identify the control. The contents of this attribute SHOULD be passed to any callback functions specified on this control.</p> <p>If this attribute is omitted, the control's <b>tag</b> value SHOULD default to an empty <b>string</b>.</p> <p>For example, consider the following XML fragment:</p> <pre data-bbox="521 449 1122 499">&lt;button id="button" label="Button" tag="123456"   onAction="ButtonClicked" /&gt;</pre> <p>This specifies a <b>button</b> with a <b>tag</b> value of "123456", which is passed to the <b>ButtonClicked</b> callback function.</p> <p>The possible values for this attribute are defined by the <b>ST_String</b> simple type, as specified in section <a href="#">2.3.11</a>.</p>
<b>visible</b> (control visibility)	<p>Specifies the visibility state of the control.</p> <p>The <b>getVisible</b> and <b>visible</b> attributes are mutually exclusive. If these attributes are omitted, the control SHOULD default to being visible.</p> <p>For example, consider the following XML fragment:</p> <pre data-bbox="521 810 1019 835">&lt;tab idMso="TabHome" visible="false" /&gt;</pre> <p>In this example, the built-in tab with an identifier of "TabHome" is hidden.</p> <p>The possible values for this attribute are defined by the XML schema <b>boolean</b> datatype.</p>

The following XML schema fragment defines the contents of this element:

```
<complexType name="CT_SplitButtonRegular">
  <complexContent>
    <extension base="CT_SplitButtonRestricted">
      <sequence minOccurs="0">
        <choice minOccurs="0">
          <element name="button" type="CT_VisibleButton"/>
          <element name="toggleButton" type="CT_VisibleToggleButton"/>
        </choice>
        <element name="menu" type="CT_MenuRegular"/>
      </sequence>
    </extension>
  </complexContent>
</complexType>
```

### 2.2.37 splitButton (Split Button with Title)

This element specifies a split button control that, because of its location, can optionally include a title string via the **title** or **getTitle** attributes. It otherwise behaves identically to the regular **splitButton** element, as specified in section [2.2.38](#).

The following table summarizes the elements that are parents of this element.



<b>Parent Elements</b>
<b>menu</b> (section <a href="#">2.2.27</a> ); <b>officeMenu</b> (section <a href="#">2.2.31</a> )

The following table summarizes the child elements of this element.

Child Elements	Section
<b>button</b> (Button Inside of a Split Button)	<a href="#">2.2.4</a>
<b>menu</b> (Menu with Title)	<a href="#">2.2.27</a>
<b>toggleButton</b> (Toggle Button Inside of a Split Button)	<a href="#">2.2.44</a>

The following table summarizes the attributes of this element.


Attributes	Description
<b>enabled</b> (enabled state)	<p>Specifies the enabled state of the control.</p> <p>The <b>getEnabled</b> and <b>enabled</b> attributes are mutually exclusive. If neither attribute is specified, the control SHOULD default to being enabled.</p> <p>This attribute cannot be used to enable a built-in control that would otherwise be disabled by the application.</p> <p>For example, consider the following XML fragment:</p> <pre>&lt;button id="button" label="Disabled Button" enabled="false" /&gt;</pre> <p>This specifies a new button that is disabled. A permanently disabled button is not very useful, thus the <b>enabled</b> attribute is not commonly used.</p> <p>The possible values for this attribute are defined by the XML schema <b>boolean</b> datatype.</p>
<b>getEnabled</b> ( <b>getEnabled</b> callback)	<p>Specifies the name of a callback function to be called to determine the enabled state of this control.</p> <p>The <b>getEnabled</b> and <b>enabled</b> attributes are mutually exclusive. If neither attribute is specified, the control SHOULD default to being enabled.</p> <p>For example, consider the following XML fragment:</p> <pre>&lt;button id="button" getEnabled="IsButtonEnabled" /&gt;</pre> <p>In this example, the <b>IsButtonEnabled</b> callback function is called when the application needs to determine the enabled state of the button.</p> <p>The possible values for this attribute are defined by the <b>ST_Delegate</b> simple type, as specified in section <a href="#">2.3.2</a>.</p>
<b>getImage</b> ( <b>getImage</b> callback)	<p>Specifies the name of a callback function to be called to determine the icon of this control.</p> <p>The <b>getImage</b>, <b>image</b>, and <b>imageMso</b> attributes are mutually exclusive. If none of these attributes are specified, no icon SHOULD be displayed.</p> <p>For example, consider the following XML fragment:</p> <pre>&lt;button id="button" getImage="GetButtonImage" /&gt;</pre> <p>In this example, the <b>GetButtonImage</b> callback function is called when the application needs to determine the icon of the button.</p> <p>The possible values for this attribute are defined by the <b>ST_Delegate</b> simple type,</p>



Attributes	Description
	as specified in section <a href="#">2.3.2</a> .
<b>getKeytip</b> <b>(getKeytip</b> callback)	<p>Specifies the name of a callback function to be called to determine the suggested KeyTip of this control.</p> <p>The <b>getKeytip</b> and <b>keytip</b> attributes are mutually exclusive. If neither attribute is specified, the application SHOULD generate a KeyTip for the control automatically. For example, consider the following XML fragment:</p> <pre data-bbox="521 422 1162 447">&lt;button id="button" getKeytip="GetButtonKeytip" /&gt;</pre> <p>In this example, the <b>GetButtonKeytip</b> callback function is called when the application needs to determine the KeyTip of the button.</p> <p>The possible values for this attribute are defined by the <b>ST_Delegate</b> simple type, as specified in section <a href="#">2.3.2</a>.</p>
<b>getLabel</b> <b>(getLabel</b> callback)	<p>Specifies the name of a callback function to be called to determine the label of this control.</p> <p>The <b>getLabel</b> and <b>label</b> attributes are mutually exclusive. If neither attribute is specified, no label SHOULD be displayed. For example, consider the following XML fragment:</p> <pre data-bbox="521 783 1138 808">&lt;button id="button" getLabel="GetButtonLabel" /&gt;</pre> <p>In this example, the <b>GetButtonLabel</b> callback function is called when the application needs to determine the label of the button.</p> <p>The possible values for this attribute are defined by the <b>ST_Delegate</b> simple type, as specified in section <a href="#">2.3.2</a>.</p>
<b>getScreentip</b> <b>(getScreentip</b> callback)	<p>Specifies the name of a callback function to be called to determine the screentip of this control.</p> <p>The <b>getScreentip</b> and <b>screentip</b> attributes are mutually exclusive. If neither attribute is specified, the application SHOULD display the label of the control as the screentip or display no screentip at all. For example, consider the following XML fragment:</p> <pre data-bbox="521 1167 1239 1192">&lt;button id="button" getScreentip="GetButtonScreentip" /&gt;</pre> <p>In this example, the <b>GetButtonScreentip</b> callback function is called when the application needs to determine the screentip of the button.</p> <p>The possible values for this attribute are defined by the <b>ST_Delegate</b> simple type, as specified in section <a href="#">2.3.2</a>.</p>
<b>getShowImage</b> <b>(getShowImage</b> callback)	<p>Specifies the name of a callback function to be called to determine whether the application SHOULD display the icon of this control.</p> <p>This attribute SHOULD have no effect if the <b>size</b> or <b>getSize</b> attributes specify that the control is "large".</p> <p>The <b>showImage</b> and <b>getShowImage</b> attributes are mutually exclusive. If neither attribute is specified, the control SHOULD display its icon. For example, consider the following XML fragment:</p> <pre data-bbox="521 1587 1263 1612">&lt;button id="button" getShowImage="IsButtonImageVisible" /&gt;</pre> <p>In this example, the <b>IsButtonImageVisible</b> callback function is called when the application needs to determine whether to display the icon of the button.</p> <p>The possible values for this attribute are defined by the <b>ST_Delegate</b> simple type,</p>


Attributes	Description
	as specified in section <a href="#">2.3.2</a> .
<b>getShowLabel</b> <b>(getShowLabel</b> callback)	<p>Specifies the name of a callback function to be called to determine whether the application SHOULD display the label of this control.</p> <p>This attribute SHOULD have no effect if the <b>size</b> or <b>getSize</b> attributes specify that the control is "large".</p> <p>The <b>showLabel</b> and <b>getShowLabel</b> attributes are mutually exclusive. If neither attribute is specified, the control SHOULD default to showing its label.</p> <p>For example, consider the following XML fragment:</p> <pre data-bbox="521 478 1263 506">&lt;button id="button" getShowLabel="IsButtonLabelVisible" /&gt;</pre> <p>In this example, the <b>IsButtonLabelVisible</b> callback function is called when the application needs to determine whether to display the label of the button.</p> <p>The possible values for this attribute are defined by the <b>ST_Delegate</b> simple type, as specified in section <a href="#">2.3.2</a>.</p>
<b>getSupertip</b> <b>(getSupertip</b> callback)	<p>Specifies the name of a callback function to be called to determine the supertip of this control.</p> <p>The <b>getSupertip</b> and <b>supertip</b> attributes are mutually exclusive. If neither attribute is specified, no supertip for this control SHOULD be shown.</p> <p>For example, consider the following XML fragment:</p> <pre data-bbox="521 842 1211 869">&lt;button id="button" getSupertip="GetButtonSupertip" /&gt;</pre> <p>In this example, the <b>GetButtonSupertip</b> callback function is called when the application needs to determine the supertip of the button.</p> <p>The possible values for this attribute are defined by the <b>ST_Delegate</b> simple type, as specified in section <a href="#">2.3.2</a>.</p>
<b>getVisible</b> <b>(getVisible</b> callback)	<p>Specifies the name of a callback function to be called to determine the visibility state of this control.</p> <p>The <b>getVisible</b> and <b>visible</b> attributes are mutually exclusive. If neither attribute is specified, the control SHOULD default to being visible.</p> <p>For example, consider the following XML fragment:</p> <pre data-bbox="521 1203 1174 1230">&lt;button id="button" getVisible="IsButtonVisible" /&gt;</pre> <p>In this example, the <b>IsButtonVisible</b> callback function is called when the application needs to determine the visibility of the button.</p> <p>The possible values for this attribute are defined by the <b>ST_Delegate</b> simple type, as specified in section <a href="#">2.3.2</a>.</p>
<b>id</b> (control identifier)	<p>Specifies the identifier for a custom control. All custom controls MUST have unique identifiers. The identifier of a control SHOULD be passed to callback functions to identify which control corresponds to the function call.</p> <p>The <b>id</b>, <b>idQ</b>, and <b>idMso</b> attributes are mutually exclusive. At least one of these attributes MUST be specified.</p> <p>For example, consider the following XML fragment:</p> <pre data-bbox="521 1587 1019 1614">&lt;button id="MyButton" label="Button" /&gt;</pre> <p>This specifies a custom button control with an identifier of "MyButton".</p> <p>The possible values for this attribute are defined by the <b>ST_UniqueID</b> simple type, as specified in section <a href="#">2.3.13</a>.</p>

Attributes	Description
<b>idMso</b> (built-in control identifier)	<p>Specifies the identifier of a built-in control. The contents of this attribute are application-defined.</p> <p>The <b>id</b>, <b>idQ</b>, and <b>idMso</b> attributes are mutually exclusive. At least one of these attributes MUST be specified.</p> <p>For example, consider the following XML fragment:</p> <pre data-bbox="521 390 829 411">&lt;control idMso="Bold" /&gt;</pre> <p>This creates a clone of the control with an identifier of "Bold".</p> <p>The possible values for this attribute are defined by the <b>ST_ID</b> simple type, as specified in section <a href="#">2.3.5</a>.</p>
<b>idQ</b> (qualified control identifier)	<p>Specifies a qualified identifier for a control.</p> <p>The <b>idQ</b> attribute can be used to reference controls or containers created by other Custom UI documents.</p> <p>The <b>id</b>, <b>idQ</b>, and <b>idMso</b> attributes are mutually exclusive. At least one of these attributes MUST be specified.</p> <p>For example, consider the following XML fragment:</p> <pre data-bbox="521 758 1312 1098">&lt;customUI   xmlns="http://schemas.microsoft.com/office/2006/01/customui"   xmlns:ex="http://www.example.com"&gt;   &lt;ribbon&gt;     &lt;tabs&gt;       &lt;tab idQ="ex:OtherTab" label="Shared Tab"&gt;         &lt;group id="MyGroup" label="My Group"&gt;           ...         &lt;/group&gt;       &lt;/tab&gt;     &lt;/tabs&gt;   &lt;/ribbon&gt; &lt;/customUI&gt;</pre> <p>In this case, <b>ex</b> is an XML namespace prefix for the namespace <a href="http://www.example.com">http://www.example.com</a>. This XML fragment refers to a <b>tab</b> in that namespace with an identifier of "OtherTab". If that tab cannot be found, it is created. A new group belonging to this file is added to the tab.</p> <p>The possible values for this attribute are defined by the <b>ST_QID</b> simple type, as specified in section <a href="#">2.3.9</a>.</p>
<b>image</b> (custom image identifier)	<p>Specifies the relationship identifier for an image which SHOULD be used as the icon for this control. This attribute is used to specify an embedded picture that resides locally within the containing file.</p> <p>The <b>getImage</b>, <b>image</b>, and <b>imageMso</b> attributes are mutually exclusive. If none of these attributes are specified, no icon SHOULD be displayed.</p> <p>For example, consider the following XML fragment:</p> <pre data-bbox="521 1514 1032 1535">&lt;button id="button" image="ForestPic" /&gt;</pre> <p>This specifies a custom button whose icon SHOULD be the embedded image file referenced by the relationship identifier of "ForestPic".</p> <p>The possible values for this attribute are defined by the <b>ST_Uri</b> simple type, as specified in section <a href="#">2.3.14</a>.</p>
<b>imageMso</b> (built-in	<p>Specifies the identifier of a built-in image which SHOULD be used as the icon of this</p>

Attributes	Description
image identifier)	<p>control.</p> <p>The contents of this attribute are application-defined and SHOULD be ignored if not understood.</p> <p>The <b>getImage</b>, <b>image</b>, and <b>imageMso</b> attributes are mutually exclusive. If none of these attributes are specified, no icon SHOULD be displayed.</p> <p>For example, consider the following XML fragment:</p> <pre data-bbox="521 407 1008 428">&lt;button id="button" imageMso="Bold" /&gt;</pre> <p>This specifies a custom button that SHOULD use the built-in image with an identifier of "Bold".</p> <p>The possible values for this attribute are defined by the <b>ST_ID</b> simple type, as specified in section <a href="#">2.3.5</a>.</p>
<b>insertAfterMso</b> (identifier of built-in control to insert after)	<p>Specifies the identifier of a built-in control that this control SHOULD be inserted after. If the value of this attribute is not understood, it SHOULD be ignored.</p> <p>The <b>insertAfterMso</b>, <b>insertAfterQ</b>, <b>insertBeforeMso</b>, and <b>insertBeforeQ</b> attributes are mutually exclusive. If none of these attributes are specified, the controls SHOULD be appended to the existing set of controls, in the order they are defined in the XML.</p> <p>For example, consider the following XML fragment:</p> <pre data-bbox="521 821 1289 894">&lt;tab id="MyTab" insertAfterMso="TabHome" label="Custom Tab"&gt; ... &lt;/tab&gt;</pre> <p>In this example, a new custom tab with an identifier of "MyTab" is to be inserted after the built-in tab with an identifier of "TabHome".</p> <p>The possible values for this attribute are defined by the <b>ST_ID</b> simple type, as specified in section <a href="#">2.3.5</a>.</p>
<b>insertAfterQ</b> (qualified identifier of control to insert after)	<p>Specifies the qualified identifier of a control that this control SHOULD be inserted after. If the value of this attribute is not understood, it SHOULD be ignored.</p> <p>The <b>insertAfterMso</b>, <b>insertAfterQ</b>, <b>insertBeforeMso</b>, and <b>insertBeforeQ</b> attributes are mutually exclusive. If none of these attributes are specified, the controls SHOULD be appended to the existing set of controls, in the order they are defined in the XML.</p> <p>For example, consider the following XML fragment:</p> <pre data-bbox="521 1283 1300 1356">&lt;tab id="MyTab" insertAfterQ="x:OtherTab" label="Custom Tab"&gt; ... &lt;/tab&gt;</pre> <p>In this example, a new custom tab with an identifier of "MyTab" is to be inserted after the custom tab with a qualified identifier of "x:OtherTab".</p> <p>The possible values for this attribute are defined by the <b>ST_QID</b> simple type, as specified in section <a href="#">2.3.9</a>.</p>
<b>insertBeforeMso</b> (identifier of built-in control to insert before)	<p>Specifies the identifier of a built-in control that this control SHOULD be inserted before. If the value of this attribute is not understood, it SHOULD be ignored.</p> <p>The <b>insertAfterMso</b>, <b>insertAfterQ</b>, <b>insertBeforeMso</b>, and <b>insertBeforeQ</b> attributes are mutually exclusive. If none of these attributes are specified, the controls SHOULD be appended to the existing set of controls, in the order they are defined in the XML.</p> <p>For example, consider the following XML fragment:</p>

Attributes	Description
	<pre data-bbox="521 218 1300 296">&lt;tab id="MyTab" insertBeforeMso="TabHome" label="Custom Tab"&gt; ... &lt;/tab&gt;</pre> <p data-bbox="493 325 1360 380">In this example, a new custom tab with an identifier of "MyTab" is to be inserted before the built-in tab with an identifier of "TabHome".</p> <p data-bbox="493 386 1341 438">The possible values for this attribute are defined by the <b>ST_ID</b> simple type, as specified in section <a href="#">2.3.5</a>.</p>
<b>insertBeforeQ</b> (qualified identifier of control to insert before)	<p data-bbox="493 464 1360 516">Specifies the qualified identifier of a control that this control SHOULD be inserted before. If the value of this attribute is not understood, it SHOULD be ignored.</p> <p data-bbox="493 522 1382 625">The <b>insertAfterMso</b>, <b>insertAfterQ</b>, <b>insertBeforeMso</b>, and <b>insertBeforeQ</b> attributes are mutually exclusive. If none of these attributes are specified, the controls SHOULD be appended to the existing set of controls, in the order they are defined in the XML.</p> <p data-bbox="493 632 1040 659">For example, consider the following XML fragment:</p> <pre data-bbox="521 684 1312 762">&lt;tab id="MyTab" insertBeforeQ="x:OtherTab" label="Custom Tab"&gt; ... &lt;/tab&gt;</pre> <p data-bbox="493 791 1360 844">In this example, a new custom tab with an identifier of "MyTab" is to be inserted before the custom tab with a qualified identifier of "x:OtherTab".</p> <p data-bbox="493 850 1360 903">The possible values for this attribute are defined by the <b>ST_QID</b> simple type, as specified in section <a href="#">2.3.9</a>.</p>
<b>keytip</b> (keytip)	<p data-bbox="493 926 1247 953">Specifies a <b>string</b> to be used as the suggested KeyTip for this control.</p> <p data-bbox="493 959 1382 1012">The <b>keytip</b> and <b>getKeytip</b> attributes are mutually exclusive. If neither attribute is specified, the application SHOULD generate a KeyTip for the control automatically.</p> <p data-bbox="493 1018 1122 1045">For example, consider a button with KeyTip 'K', as follows:</p>  <p data-bbox="493 1152 1036 1180">This is specified using the following XML fragment:</p> <pre data-bbox="521 1205 1211 1232">&lt;button id="button" imageMso="HappyFace" keytip="K" /&gt;</pre> <p data-bbox="493 1262 1390 1314">The possible values for this attribute are defined by the <b>ST_Keytip</b> simple type, as specified in section <a href="#">2.3.7</a>.</p>
<b>label</b> (label)	<p data-bbox="493 1335 1109 1362">Specifies a <b>string</b> to be used as the label for this control.</p> <p data-bbox="493 1369 1354 1421">The <b>label</b> and <b>getLabel</b> attributes are mutually exclusive. If neither attribute is specified, no <b>label</b> SHOULD be displayed.</p> <p data-bbox="493 1428 1040 1455">For example, consider the following XML fragment:</p> <pre data-bbox="521 1480 1084 1507">&lt;button id="button" label="Custom Button" /&gt;</pre> <p data-bbox="493 1537 1187 1564">This specifies a custom <b>button</b> with a <b>label</b> of "Custom Button".</p> <p data-bbox="493 1570 1386 1623">The possible values for this attribute are defined by the <b>ST_String</b> simple type, as specified in section <a href="#">2.3.11</a>.</p>
<b>screentip</b> (screentip)	<p data-bbox="493 1650 1174 1677">Specifies a <b>string</b> to be shown as the screentip for this control.</p> <p data-bbox="493 1684 1390 1736">The <b>screentip</b> and <b>getScreentip</b> attributes are mutually exclusive. If neither attribute is specified, the application SHOULD display the label of the control as the</p>

Attributes	Description
	<p>screenTip or display no screenTip at all. For example, consider a button with a screenTip, as follows:</p>  <p>This is specified using the following XML fragment:</p> <pre data-bbox="521 663 1224 716">&lt;button id="button" imageMso="HappyFace" label="Button" size="large" screenTip="This is the screenTip" /&gt;</pre> <p>The possible values for this attribute are defined by the <b>ST_String</b> simple type, as specified in section <a href="#">2.3.11</a>.</p>
<p><b>showImage</b> (show image)</p>	<p>Specifies whether this control displays an icon. This attribute SHOULD have no effect if the <b>size</b> or <b>getSize</b> attributes specify that the control is "large". The <b>showImage</b> and <b>getShowImage</b> attributes are mutually exclusive. If neither attribute is specified, the control SHOULD display its icon. For example, consider a button that does not display an icon, as follows:</p>  <p>This is specified using the following XML fragment:</p> <pre data-bbox="521 1234 993 1287">&lt;button id="button" showImage="false" label="Button with no icon" /&gt;</pre> <p>The possible values for this attribute are defined by the XML schema <b>boolean</b> datatype.</p>
<p><b>showLabel</b> (show label)</p>	<p>Specifies whether this control SHOULD display its label. This attribute SHOULD have no effect if the <b>size</b> or <b>getSize</b> attributes specify that the control is "large". The <b>showLabel</b> and <b>getShowLabel</b> attributes are mutually exclusive. If neither attribute is specified, the control SHOULD default to showing its label. For example, consider the following XML fragment:</p> <pre data-bbox="521 1598 1172 1650">&lt;button id="button" label="Label" showLabel="false" imageMso="HappyFace" /&gt;</pre> <p>This specifies a <b>button</b> that has a <b>label</b>, but does not show it. Even though the</p>

Attributes	Description
	<p><b>label</b> is hidden, it is provided to accessibility tools.</p> <p>The possible values for this attribute are defined by the XML schema <b>boolean</b> datatype.</p>
<p><b>supertip</b> (supertip)</p>	<p>Specifies a <b>string</b> to be shown as the supertip of the control.</p> <p>The <b>supertip</b> and <b>getSupertip</b> attributes are mutually exclusive. If neither attribute is specified no supertip for this control SHOULD be shown.</p> <p>For example, consider a control with a supertip, as follows:</p>  <p>This is specified using the following XML fragment:</p> <pre data-bbox="521 877 1224 953">&lt;button id="button" imageMso="HappyFace" label="Button" size="large" screentip="Screentip" supertip="This is the supertip string" /&gt;</pre> <p>The possible values for this attribute are defined by the <b>ST_String</b> simple type, as specified in section <a href="#">2.3.11</a>.</p>
<p><b>tag</b> (tag)</p>	<p>Specifies an arbitrary <b>string</b> that can be used to hold data or identify the control. The contents of this attribute SHOULD be passed to any callback functions specified on this control.</p> <p>If this attribute is omitted, the control's <b>tag</b> value SHOULD default to an empty <b>string</b>.</p> <p>For example, consider the following XML fragment:</p> <pre data-bbox="521 1255 1122 1310">&lt;button id="button" label="Button" tag="123456" onAction="ButtonClicked" /&gt;</pre> <p>This specifies a <b>button</b> with a <b>tag</b> value of "123456", which is passed to the <b>ButtonClicked</b> callback function.</p> <p>The possible values for this attribute are defined by the <b>ST_String</b> simple type, as specified in section <a href="#">2.3.11</a>.</p>
<p><b>visible</b> (control visibility)</p>	<p>Specifies the visibility state of the control.</p> <p>The <b>getVisible</b> and <b>visible</b> attributes are mutually exclusive. If these attributes are omitted, the control SHOULD default to being visible.</p> <p>For example, consider the following XML fragment:</p> <pre data-bbox="521 1619 1019 1640">&lt;tab idMso="TabHome" visible="false" /&gt;</pre> <p>In this example, the built-in tab with an identifier of "TabHome" is hidden.</p> <p>The possible values for this attribute are defined by the XML schema <b>boolean</b></p>



Attributes	Description
	datatype.

The following XML schema fragment defines the contents of this element:

```
<complexType name="CT_SplitButtonWithTitle">
  <complexContent>
    <extension base="CT_SplitButtonRestricted">
      <sequence minOccurs="0">
        <choice minOccurs="0">
          <element name="button" type="CT_VisibleButton"/>
          <element name="toggleButton" type="CT_VisibleToggleButton"/>
        </choice>
        <element name="menu" type="CT_MenuWithTitle"/>
      </sequence>
    </extension>
  </complexContent>
</complexType>
```

### 2.2.38 splitButton (Split Button)

This element specifies a split button control. A split button control is composed of either a button or a toggle button, and a drop-down menu. The icon and label shown on the split button come from the **button** or **toggleButton** child element.

For example, consider a split button control, as follows:



**Figure 23: A split button control**

This is specified using the following XML fragment:

```
<splitButton id="splitButton" size="large" >
  <button id="button" imageMso="HappyFace" label="Split Button" />
  <menu id="menu">
    <button id="button1" label="Button 1" />
    <button id="button2" label="Button 2" />
  </menu>
</splitButton>
```

The following table summarizes the elements that are parents of this element.

Parent Elements
<b>box</b> (section <a href="#">2.2.1</a> ); <b>group</b> (section <a href="#">2.2.23</a> )

The following table summarizes the child elements of this element.

Child Elements	Section
<b>button</b> (Button Inside of a Split Button)	<a href="#">2.2.4</a>
<b>menu</b> (Unsize Menu)	<a href="#">2.2.26</a>
<b>toggleButton</b> (Toggle Button Inside of a Split Button)	<a href="#">2.2.44</a>

The following table summarizes the attributes of this element.


Attributes	Description
<b>enabled</b> (enabled state)	<p>Specifies the enabled state of the control.</p> <p>The <b>getEnabled</b> and <b>enabled</b> attributes are mutually exclusive. If neither attribute is specified, the control SHOULD default to being enabled.</p> <p>This attribute cannot be used to enable a built-in control that would otherwise be disabled by the application.</p> <p>For example, consider the following XML fragment:</p> <pre>&lt;button id="button" label="Disabled Button" enabled="false" /&gt;</pre> <p>This specifies a new button that is disabled. A permanently disabled button is not very useful, thus the <b>enabled</b> attribute is not commonly used.</p> <p>The possible values for this attribute are defined by the XML schema <b>boolean</b> datatype.</p>
<b>getEnabled</b> ( <b>getEnabled</b> callback)	<p>Specifies the name of a callback function to be called to determine the enabled state of this control.</p> <p>The <b>getEnabled</b> and <b>enabled</b> attributes are mutually exclusive. If neither attribute is specified, the control SHOULD default to being enabled.</p> <p>For example, consider the following XML fragment:</p> <pre>&lt;button id="button" getEnabled="IsButtonEnabled" /&gt;</pre> <p>In this example, the <b>IsButtonEnabled</b> callback function is called when the application needs to determine the enabled state of the button.</p> <p>The possible values for this attribute are defined by the <b>ST_Delegate</b> simple type, as specified in section <a href="#">2.3.2</a>.</p>
<b>getImage</b> ( <b>getImage</b> callback)	<p>Specifies the name of a callback function to be called to determine the icon of this control.</p> <p>The <b>getImage</b>, <b>image</b>, and <b>imageMso</b> attributes are mutually exclusive. If none of these attributes are specified, no icon SHOULD be displayed.</p> <p>For example, consider the following XML fragment:</p> <pre>&lt;button id="button" getImage="GetButtonImage" /&gt;</pre> <p>In this example, the <b>GetButtonImage</b> callback function is called when the application needs to determine the icon of the button.</p> <p>The possible values for this attribute are defined by the <b>ST_Delegate</b> simple type, as specified in section <a href="#">2.3.2</a>.</p>
<b>getKeytip</b> ( <b>getKeytip</b> )	<p>Specifies the name of a callback function to be called to determine the suggested KeyTip of this control.</p>


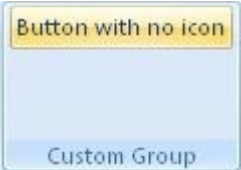
Attributes	Description
callback)	<p>The <b>getKeytip</b> and <b>keytip</b> attributes are mutually exclusive. If neither attribute is specified, the application SHOULD generate a KeyTip for the control automatically. For example, consider the following XML fragment:</p> <pre data-bbox="521 310 1162 338">&lt;button id="button" getKeytip="GetButtonKeytip" /&gt;</pre> <p>In this example, the <b>GetButtonKeytip</b> callback function is called when the application needs to determine the KeyTip of the button.</p> <p>The possible values for this attribute are defined by the <b>ST_Delegate</b> simple type, as specified in section <a href="#">2.3.2</a>.</p>
<b>getLabel</b> <b>(getLabel</b> callback)	<p>Specifies the name of a callback function to be called to determine the label of this control.</p> <p>The <b>getLabel</b> and <b>label</b> attributes are mutually exclusive. If neither attribute is specified, no label SHOULD be displayed.</p> <p>For example, consider the following XML fragment:</p> <pre data-bbox="521 674 1138 701">&lt;button id="button" getLabel="GetButtonLabel" /&gt;</pre> <p>In this example, the <b>GetButtonLabel</b> callback function is called when the application needs to determine the label of the button.</p> <p>The possible values for this attribute are defined by the <b>ST_Delegate</b> simple type, as specified in section <a href="#">2.3.2</a>.</p>
<b>getScreentip</b> <b>(getScreentip</b> callback)	<p>Specifies the name of a callback function to be called to determine the screentip of this control.</p> <p>The <b>getScreentip</b> and <b>screentip</b> attributes are mutually exclusive. If neither attribute is specified, the application SHOULD display the label of the control as the screentip or display no screentip at all.</p> <p>For example, consider the following XML fragment:</p> <pre data-bbox="521 1058 1240 1085">&lt;button id="button" getScreentip="GetButtonScreentip" /&gt;</pre> <p>In this example, the <b>GetButtonScreentip</b> callback function is called when the application needs to determine the screentip of the button.</p> <p>The possible values for this attribute are defined by the <b>ST_Delegate</b> simple type, as specified in section <a href="#">2.3.2</a>.</p>
<b>getShowImage</b> <b>(getShowImage</b> callback)	<p>Specifies the name of a callback function to be called to determine whether the application SHOULD display the icon of this control.</p> <p>This attribute SHOULD have no effect if the <b>size</b> or <b>getSize</b> attributes specify that the control is "large".</p> <p>The <b>showImage</b> and <b>getShowImage</b> attributes are mutually exclusive. If neither attribute is specified, the control SHOULD display its icon.</p> <p>For example, consider the following XML fragment:</p> <pre data-bbox="521 1478 1263 1505">&lt;button id="button" getShowImage="IsButtonImageVisible" /&gt;</pre> <p>In this example, the <b>IsButtonImageVisible</b> callback function is called when the application needs to determine whether to display the icon of the button.</p> <p>The possible values for this attribute are defined by the <b>ST_Delegate</b> simple type, as specified in section <a href="#">2.3.2</a>.</p>
<b>getShowLabel</b> <b>(getShowLabel</b>	<p>Specifies the name of a callback function to be called to determine whether the application SHOULD display the label of this control.</p>

Attributes	Description
callback)	<p>This attribute SHOULD have no effect if the <b>size</b> or <b>getSize</b> attributes specify that the control is "large".</p> <p>The <b>showLabel</b> and <b>getShowLabel</b> attributes are mutually exclusive. If neither attribute is specified, the control SHOULD default to showing its label.</p> <p>For example, consider the following XML fragment:</p> <pre data-bbox="521 373 1263 394">&lt;button id="button" getShowLabel="IsButtonLabelVisible" /&gt;</pre> <p>In this example, the <b>IsButtonLabelVisible</b> callback function is called when the application needs to determine whether to display the label of the button.</p> <p>The possible values for this attribute are defined by the <b>ST_Delegate</b> simple type, as specified in section <a href="#">2.3.2</a>.</p>
<b>getSize</b> ( <b>getSize</b> callback)	<p>Specifies the name of a callback function to be called to determine the size of this control.</p> <p>The <b>getSize</b> and <b>size</b> attributes are mutually exclusive. If neither attribute is specified, the control's size SHOULD default to the normal size.</p> <p>For example, consider the following XML fragment:</p> <pre data-bbox="521 730 1110 751">&lt;button id="button" getSize="GetButtonSize" /&gt;</pre> <p>In this example, the <b>GetButtonSize</b> callback function is called when the application needs to determine the size of the button.</p> <p>The possible values for this attribute are defined by the <b>ST_Delegate</b> simple type, as specified in section <a href="#">2.3.2</a>.</p>
<b>getSupertip</b> ( <b>getSupertip</b> callback)	<p>Specifies the name of a callback function to be called to determine the supertip of this control.</p> <p>The <b>getSupertip</b> and <b>supertip</b> attributes are mutually exclusive. If neither attribute is specified, no supertip for this control SHOULD be shown.</p> <p>For example, consider the following XML fragment:</p> <pre data-bbox="521 1094 1211 1115">&lt;button id="button" getSupertip="GetButtonSupertip" /&gt;</pre> <p>In this example, the <b>GetButtonSupertip</b> callback function is called when the application needs to determine the supertip of the button.</p> <p>The possible values for this attribute are defined by the <b>ST_Delegate</b> simple type, as specified in section <a href="#">2.3.2</a>.</p>
<b>getVisible</b> ( <b>getVisible</b> callback)	<p>Specifies the name of a callback function to be called to determine the visibility state of this control.</p> <p>The <b>getVisible</b> and <b>visible</b> attributes are mutually exclusive. If neither attribute is specified, the control SHOULD default to being visible.</p> <p>For example, consider the following XML fragment:</p> <pre data-bbox="521 1451 1175 1472">&lt;button id="button" getVisible="IsButtonVisible" /&gt;</pre> <p>In this example, the <b>IsButtonVisible</b> callback function is called when the application needs to determine the visibility of the button.</p> <p>The possible values for this attribute are defined by the <b>ST_Delegate</b> simple type, as specified in section <a href="#">2.3.2</a>.</p>
<b>id</b> (control identifier)	<p>Specifies the identifier for a custom control. All custom controls MUST have unique identifiers. The identifier of a control SHOULD be passed to callback functions to identify which control corresponds to the function call.</p>



Attributes	Description
	<p>The <b>id</b>, <b>idQ</b>, and <b>idMso</b> attributes are mutually exclusive. At least one of these attributes MUST be specified.</p> <p>For example, consider the following XML fragment:</p> <pre data-bbox="521 310 1019 338">&lt;button id="MyButton" label="Button" /&gt;</pre> <p>This specifies a custom button control with an identifier of "MyButton".</p> <p>The possible values for this attribute are defined by the <b>ST_UniqueID</b> simple type, as specified in section <a href="#">2.3.13</a>.</p>
<p><b>idMso</b> (built-in control identifier)</p>	<p>Specifies the identifier of a built-in control.</p> <p>The contents of this attribute are application-defined.</p> <p>The <b>id</b>, <b>idQ</b>, and <b>idMso</b> attributes are mutually exclusive. At least one of these attributes MUST be specified.</p> <p>For example, consider the following XML fragment:</p> <pre data-bbox="521 653 829 680">&lt;control idMso="Bold" /&gt;</pre> <p>This creates a clone of the control with an identifier of "Bold".</p> <p>The possible values for this attribute are defined by the <b>ST_ID</b> simple type, as specified in section <a href="#">2.3.5</a>.</p>
<p><b>idQ</b> (qualified control identifier)</p>	<p>Specifies a qualified identifier for a control.</p> <p>The <b>idQ</b> attribute can be used to reference controls or containers created by other Custom UI documents.</p> <p>The <b>id</b>, <b>idQ</b>, and <b>idMso</b> attributes are mutually exclusive. At least one of these attributes MUST be specified.</p> <p>For example, consider the following XML fragment:</p> <pre data-bbox="521 1024 1312 1367">&lt;customUI   xmlns="http://schemas.microsoft.com/office/2006/01/customui"   xmlns:ex="http://www.example.com"&gt;   &lt;ribbon&gt;     &lt;tabs&gt;       &lt;tab idQ="ex:OtherTab" label="Shared Tab"&gt;         &lt;group id="MyGroup" label="My Group"&gt;           ...         &lt;/group&gt;       &lt;/tab&gt;     &lt;/tabs&gt;   &lt;/ribbon&gt; &lt;/customUI&gt;</pre> <p>In this case, <b>ex</b> is an XML namespace prefix for the namespace <a href="http://www.example.com">http://www.example.com</a>. This XML fragment refers to a <b>tab</b> in that namespace with an identifier of "OtherTab". If that tab cannot be found, it is created. A new group belonging to this file is added to the tab.</p> <p>The possible values for this attribute are defined by the <b>ST_QID</b> simple type, as specified in section <a href="#">2.3.9</a>.</p>
<p><b>image</b> (custom image identifier)</p>	<p>Specifies the relationship identifier for an image which SHOULD be used as the icon for this control. This attribute is used to specify an embedded picture that resides locally within the containing file.</p> <p>The <b>getImage</b>, <b>image</b>, and <b>imageMso</b> attributes are mutually exclusive. If none of these attributes are specified, no icon SHOULD be displayed.</p>

Attributes	Description
	<p>For example, consider the following XML fragment:</p> <pre data-bbox="521 254 1036 275">&lt;button id="button" image="ForestPic" /&gt;</pre> <p>This specifies a custom button whose icon SHOULD be the embedded image file referenced by the relationship identifier of "ForestPic".</p> <p>The possible values for this attribute are defined by the <b>ST_Uri</b> simple type, as specified in section <a href="#">2.3.14</a>.</p>
<p><b>imageMso</b> (built-in image identifier)</p>	<p>Specifies the identifier of a built-in image which SHOULD be used as the icon of this control.</p> <p>The contents of this attribute are application-defined and SHOULD be ignored if not understood.</p> <p>The <b>getImage</b>, <b>image</b>, and <b>imageMso</b> attributes are mutually exclusive. If none of these attributes are specified, no icon SHOULD be displayed.</p> <p>For example, consider the following XML fragment:</p> <pre data-bbox="521 674 1008 695">&lt;button id="button" imageMso="Bold" /&gt;</pre> <p>This specifies a custom button that SHOULD use the built-in image with an identifier of "Bold".</p> <p>The possible values for this attribute are defined by the <b>ST_ID</b> simple type, as specified in section <a href="#">2.3.5</a>.</p>
<p><b>insertAfterMso</b> (identifier of built-in control to insert after)</p>	<p>Specifies the identifier of a built-in control that this control SHOULD be inserted after. If the value of this attribute is not understood, it SHOULD be ignored.</p> <p>The <b>insertAfterMso</b>, <b>insertAfterQ</b>, <b>insertBeforeMso</b>, and <b>insertBeforeQ</b> attributes are mutually exclusive. If none of these attributes are specified, the controls SHOULD be appended to the existing set of controls, in the order they are defined in the XML.</p> <p>For example, consider the following XML fragment:</p> <pre data-bbox="521 1083 1289 1157">&lt;tab id="MyTab" insertAfterMso="TabHome" label="Custom Tab"&gt; ... &lt;/tab&gt;</pre> <p>In this example, a new custom tab with an identifier of "MyTab" is to be inserted after the built-in tab with an identifier of "TabHome".</p> <p>The possible values for this attribute are defined by the <b>ST_ID</b> simple type, as specified in section <a href="#">2.3.5</a>.</p>
<p><b>insertAfterQ</b> (qualified identifier of control to insert after)</p>	<p>Specifies the qualified identifier of a control that this control SHOULD be inserted after. If the value of this attribute is not understood, it SHOULD be ignored.</p> <p>The <b>insertAfterMso</b>, <b>insertAfterQ</b>, <b>insertBeforeMso</b>, and <b>insertBeforeQ</b> attributes are mutually exclusive. If none of these attributes are specified, the controls SHOULD be appended to the existing set of controls, in the order they are defined in the XML.</p> <p>For example, consider the following XML fragment:</p> <pre data-bbox="521 1549 1300 1623">&lt;tab id="MyTab" insertAfterQ="x:OtherTab" label="Custom Tab"&gt; ... &lt;/tab&gt;</pre> <p>In this example, a new custom tab with an identifier of "MyTab" is to be inserted after the custom tab with a qualified identifier of "x:OtherTab".</p>

Attributes	Description
	<p>The possible values for this attribute are defined by the <b>ST_QID</b> simple type, as specified in section <a href="#">2.3.9</a>.</p>
<p><b>insertBeforeMso</b> (identifier of built-in control to insert before)</p>	<p>Specifies the identifier of a built-in control that this control SHOULD be inserted before. If the value of this attribute is not understood, it SHOULD be ignored.</p> <p>The <b>insertAfterMso</b>, <b>insertAfterQ</b>, <b>insertBeforeMso</b>, and <b>insertBeforeQ</b> attributes are mutually exclusive. If none of these attributes are specified, the controls SHOULD be appended to the existing set of controls, in the order they are defined in the XML.</p> <p>For example, consider the following XML fragment:</p> <pre data-bbox="521 499 1300 575">&lt;tab id="MyTab" insertBeforeMso="TabHome" label="Custom Tab"&gt; ... &lt;/tab&gt;</pre> <p>In this example, a new custom tab with an identifier of "MyTab" is to be inserted before the built-in tab with an identifier of "TabHome".</p> <p>The possible values for this attribute are defined by the <b>ST_ID</b> simple type, as specified in section <a href="#">2.3.5</a>.</p>
<p><b>insertBeforeQ</b> (qualified identifier of control to insert before)</p>	<p>Specifies the qualified identifier of a control that this control SHOULD be inserted before. If the value of this attribute is not understood, it SHOULD be ignored.</p> <p>The <b>insertAfterMso</b>, <b>insertAfterQ</b>, <b>insertBeforeMso</b>, and <b>insertBeforeQ</b> attributes are mutually exclusive. If none of these attributes are specified, the controls SHOULD be appended to the existing set of controls, in the order they are defined in the XML.</p> <p>For example, consider the following XML fragment:</p> <pre data-bbox="521 968 1300 1043">&lt;tab id="MyTab" insertBeforeQ="x:OtherTab" label="Custom Tab"&gt; ... &lt;/tab&gt;</pre> <p>In this example, a new custom tab with an identifier of "MyTab" is to be inserted before the custom tab with a qualified identifier of "x:OtherTab".</p> <p>The possible values for this attribute are defined by the <b>ST_QID</b> simple type, as specified in section <a href="#">2.3.9</a>.</p>
<p><b>keytip</b> (keytip)</p>	<p>Specifies a <b>string</b> to be used as the suggested KeyTip for this control.</p> <p>The <b>keytip</b> and <b>getKeytip</b> attributes are mutually exclusive. If neither attribute is specified, the application SHOULD generate a KeyTip for the control automatically.</p> <p>For example, consider a button with KeyTip 'K', as follows:</p>  <p>This is specified using the following XML fragment:</p> <pre data-bbox="521 1486 1211 1514">&lt;button id="button" imageMso="HappyFace" keytip="K" /&gt;</pre> <p>The possible values for this attribute are defined by the <b>ST_Keytip</b> simple type, as specified in section <a href="#">2.3.7</a>.</p>
<p><b>label</b> (label)</p>	<p>Specifies a <b>string</b> to be used as the label for this control.</p> <p>The <b>label</b> and <b>getLabel</b> attributes are mutually exclusive. If neither attribute is specified, no label SHOULD be displayed.</p>

Attributes	Description
	<p>For example, consider the following XML fragment:</p> <pre data-bbox="521 254 1084 275">&lt;button id="button" label="Custom Button" /&gt;</pre> <p>This specifies a custom <b>button</b> with a <b>label</b> of "Custom Button". The possible values for this attribute are defined by the <b>ST_String</b> simple type, as specified in section <a href="#">2.3.11</a>.</p>
<p><b>screentip</b> (screentip)</p>	<p>Specifies a <b>string</b> to be shown as the screentip for this control.</p> <p>The <b>screentip</b> and <b>getScreentip</b> attributes are mutually exclusive. If neither attribute is specified, the application SHOULD display the label of the control as the screentip or display no screentip at all.</p> <p>For example, consider a button with a screentip, as follows:</p>  <p>This is specified using the following XML fragment:</p> <pre data-bbox="521 961 1224 1014">&lt;button id="button" imageMso="HappyFace" label="Button" size="large" screentip="This is the screentip" /&gt;</pre> <p>The possible values for this attribute are defined by the <b>ST_String</b> simple type, as specified in section <a href="#">2.3.11</a>.</p>
<p><b>showImage</b> (show image)</p>	<p>Specifies whether this control displays an icon.</p> <p>This attribute SHOULD have no effect if the <b>size</b> or <b>getSize</b> attributes specify that the control is "large".</p> <p>The <b>showImage</b> and <b>getShowImage</b> attributes are mutually exclusive. If neither attribute is specified, the control SHOULD display its icon.</p> <p>For example, consider a button that does not display an icon, as follows:</p>  <p>This is specified using the following XML fragment:</p> <pre data-bbox="521 1535 997 1587">&lt;button id="button" showImage="false" label="Button with no icon" /&gt;</pre> <p>The possible values for this attribute are defined by the XML schema <b>boolean</b> datatype.</p>
<p><b>showLabel</b> (show</p>	<p>Specifies whether this control SHOULD display its label.</p>



Attributes	Description
label)	<p>This attribute SHOULD have no effect if the <b>size</b> or <b>getSize</b> attributes specify that the control is "large".</p> <p>The <b>showLabel</b> and <b>getShowLabel</b> attributes are mutually exclusive. If neither attribute is specified, the control SHOULD default to showing its label.</p> <p>For example, consider the following XML fragment:</p> <pre data-bbox="521 373 1174 422">&lt;button id="button" label="Label" showLabel="false"   imageMso="HappyFace" /&gt;</pre> <p>This specifies a <b>button</b> that has a <b>label</b>, but does not show it. Even though the <b>label</b> is hidden, it is provided to accessibility tools.</p> <p>The possible values for this attribute are defined by the XML schema <b>boolean</b> datatype.</p>
size (control size)	<p>Specifies the size of the control.</p> <p>The <b>size</b> and <b>getSize</b> attributes are mutually exclusive. If neither attribute is specified, the control's size SHOULD default to the normal size.</p> <p>For example, consider a large button, as follows:</p>  <p>This is specified using the following XML fragment:</p> <pre data-bbox="521 947 1060 972">&lt;toggleButton idMso="Bold" size="large" /&gt;</pre> <p>The possible values for this attribute are defined by the <b>ST_Size</b> simple type, as specified in section <a href="#">2.3.10</a>.</p>
supertip (supertip)	<p>Specifies a <b>string</b> to be shown as the supertip of the control.</p> <p>The <b>supertip</b> and <b>getSupertip</b> attributes are mutually exclusive. If neither attribute is specified no supertip for this control SHOULD be shown.</p> <p>For example, consider a control with a supertip, as follows:</p>  <p>This is specified using the following XML fragment:</p> <pre data-bbox="521 1644 1222 1692">&lt;button id="button" imageMso="HappyFace" label="Button"   size="large" screentip="Screentip"</pre>

Attributes	Description
	<p>supertip="This is the supertip string" /&gt;</p> <p>The possible values for this attribute are defined by the <b>ST_String</b> simple type, as specified in section <a href="#">2.3.11</a>.</p>
<p><b>tag</b> (tag)</p>	<p>Specifies an arbitrary <b>string</b> that can be used to hold data or identify the control. The contents of this attribute SHOULD be passed to any callback functions specified on this control.</p> <p>If this attribute is omitted, the control's <b>tag</b> value SHOULD default to an empty <b>string</b>.</p> <p>For example, consider the following XML fragment:</p> <pre data-bbox="521 527 1122 579">&lt;button id="button" label="Button" tag="123456" onAction="ButtonClicked" /&gt;</pre> <p>This example is a <b>button</b> with a <b>tag</b> value of "123456", which is passed to the <b>ButtonClicked</b> callback function.</p> <p>The possible values for this attribute are defined by the <b>ST_String</b> simple type, as specified in section <a href="#">2.3.11</a>.</p>
<p><b>visible</b> (control visibility)</p>	<p>Specifies the visibility state of the control.</p> <p>The <b>getVisible</b> and <b>visible</b> attributes are mutually exclusive. If these attributes are omitted, the control SHOULD default to being visible.</p> <p>For example, consider the following XML fragment:</p> <pre data-bbox="521 888 1019 909">&lt;tab idMso="TabHome" visible="false" /&gt;</pre> <p>In this example, the built-in tab with an identifier of "TabHome" is hidden.</p> <p>The possible values for this attribute are defined by the XML schema <b>boolean</b> datatype.</p>

The following XML schema fragment defines the contents of this element:

```
<complexType name="CT_SplitButton">
  <complexContent>
    <extension base="CT_SplitButtonRegular">
      <attributeGroup ref="AG_SizeAttributes"/>
    </extension>
  </complexContent>
</complexType>
```

### 2.2.39 tab (Tab)

This element specifies a ribbon tab control.

For example, consider the following XML fragment:

```
<tab id="MyTab" label="My Custom Tab">
  ...
</tab>
```

This XML fragment specifies a custom tab with the **label** "My Custom Tab".

The following table summarizes the elements that are parents of this element.

Parent Elements
<b>tabs</b> (section <a href="#">2.2.40</a> ); <b>tabSet</b> (section <a href="#">2.2.41</a> )

The following table summarizes the child elements of this element.


Child Elements	Section
<b>group</b> (Group)	<a href="#">2.2.23</a>

The following table summarizes the attributes of this element.

Attributes	Description
<b>getKeytip</b> ( <b>getKeytip</b> callback)	<p>Specifies the name of a callback function to be called to determine the suggested KeyTip of this control.</p> <p>The <b>getKeytip</b> and <b>keytip</b> attributes are mutually exclusive. If neither attribute is specified, the application SHOULD generate a KeyTip for the control automatically.</p> <p>For example, consider the following XML fragment:</p> <pre>&lt;button id="button" getKeytip="GetButtonKeytip" /&gt;</pre> <p>In this example, the <b>GetButtonKeytip</b> callback function is called when the application needs to determine the KeyTip of the button.</p> <p>The possible values for this attribute are defined by the <b>ST_Delegate</b> simple type, as specified in section <a href="#">2.3.2</a>.</p>
<b>getLabel</b> ( <b>getLabel</b> callback)	<p>Specifies the name of a callback function to be called to determine the label of this control.</p> <p>The <b>getLabel</b> and <b>label</b> attributes are mutually exclusive. If neither attribute is specified, no label SHOULD be displayed.</p> <p>For example, consider the following XML fragment:</p> <pre>&lt;button id="button" getLabel="GetButtonLabel" /&gt;</pre> <p>In this example, the <b>GetButtonLabel</b> callback function is called when the application needs to determine the label of the button.</p> <p>The possible values for this attribute are defined by the <b>ST_Delegate</b> simple type, as specified in section <a href="#">2.3.2</a>.</p>
<b>getVisible</b> ( <b>getVisible</b> callback)	<p>Specifies the name of a callback function to be called to determine the visibility state of this control.</p> <p>The <b>getVisible</b> and <b>visible</b> attributes are mutually exclusive. If neither attribute is specified, the control SHOULD default to being visible.</p> <p>For example, consider the following XML fragment:</p> <pre>&lt;button id="button" getVisible="IsButtonVisible" /&gt;</pre> <p>In this example, the <b>IsButtonVisible</b> callback function is called when the application needs to determine the visibility of the button.</p> <p>The possible values for this attribute are defined by the <b>ST_Delegate</b> simple type, as specified in section <a href="#">2.3.2</a>.</p>
<b>id</b> (control)	Specifies the identifier for a custom control. All custom controls MUST have unique

Attributes	Description
<p>identifier)</p>	<p>identifiers. The identifier of a control SHOULD be passed to callback functions to identify which control corresponds to the function call.</p> <p>The <b>id</b>, <b>idQ</b>, and <b>idMso</b> attributes are mutually exclusive. At least one of these attributes MUST be specified.</p> <p>For example, consider the following XML fragment:</p> <pre data-bbox="521 373 1019 394">&lt;button id="MyButton" label="Button" /&gt;</pre> <p>This specifies a custom button control with an identifier of "MyButton".</p> <p>The possible values for this attribute are defined by the <b>ST_UniqueID</b> simple type, as specified in section <a href="#">2.3.13</a>.</p>
<p><b>idMso</b> (built-in control identifier)</p>	<p>Specifies the identifier of a built-in control.</p> <p>The contents of this attribute are application-defined.</p> <p>The <b>id</b>, <b>idQ</b>, and <b>idMso</b> attributes are mutually exclusive. At least one of these attributes MUST be specified.</p> <p>For example, consider the following XML fragment:</p> <pre data-bbox="521 716 829 737">&lt;control idMso="Bold" /&gt;</pre> <p>This creates a clone of the control with an identifier of "Bold".</p> <p>The possible values for this attribute are defined by the <b>ST_ID</b> simple type, as specified in section <a href="#">2.3.5</a>.</p>
<p><b>idQ</b> (qualified control identifier)</p>	<p>Specifies a qualified identifier for a control.</p> <p>The <b>idQ</b> attribute can be used to reference controls or containers created by other Custom UI documents.</p> <p>The <b>id</b>, <b>idQ</b>, and <b>idMso</b> attributes are mutually exclusive. At least one of these attributes MUST be specified.</p> <p>For example, consider the following XML fragment:</p> <pre data-bbox="521 1083 1312 1423">&lt;customUI   xmlns="http://schemas.microsoft.com/office/2006/01/customui"   xmlns:ex="http://www.example.com"&gt;   &lt;ribbon&gt;   &lt;tabs&gt;   &lt;tab idQ="ex:OtherTab" label="Shared Tab"&gt;     &lt;group id="MyGroup" label="My Group"&gt;       ...     &lt;/group&gt;   &lt;/tab&gt;   &lt;/tabs&gt;   &lt;/ribbon&gt; &lt;/customUI&gt;</pre> <p>In this case, <b>ex</b> is an XML namespace prefix for the namespace <a href="http://www.example.com">http://www.example.com</a>. This XML fragment refers to a <b>tab</b> in that namespace with an identifier of "OtherTab". If that <b>tab</b> cannot be found, it is created. A new <b>group</b> belonging to this file is added to the <b>tab</b>.</p> <p>The possible values for this attribute are defined by the <b>ST_QID</b> simple type, as specified in section <a href="#">2.3.9</a>.</p>
<p><b>insertAfterMso</b> (identifier of built-in control to insert</p>	<p>Specifies the identifier of a built-in control that this control SHOULD be inserted after. If the value of this attribute is not understood, it SHOULD be ignored.</p> <p>The <b>insertAfterMso</b>, <b>insertAfterQ</b>, <b>insertBeforeMso</b>, and <b>insertBeforeQ</b></p>

Attributes	Description
after)	<p>attributes are mutually exclusive. If none of these attributes are specified, the controls SHOULD be appended to the existing set of controls, in the order they are defined in the XML.</p> <p>For example, consider the following XML fragment:</p> <pre data-bbox="521 338 1289 415">&lt;tab id="MyTab" insertAfterMso="TabHome" label="Custom Tab"&gt; ... &lt;/tab&gt;</pre> <p>In this example, a new custom tab with an identifier of "MyTab" is to be inserted after the built-in tab with an identifier of "TabHome".</p> <p>The possible values for this attribute are defined by the <b>ST_ID</b> simple type, as specified in section <a href="#">2.3.5</a>.</p>
<b>insertAfterQ</b> (qualified identifier of control to insert after)	<p>Specifies the qualified identifier of a control that this control SHOULD be inserted after. If the value of this attribute is not understood, it SHOULD be ignored.</p> <p>The <b>insertAfterMso</b>, <b>insertAfterQ</b>, <b>insertBeforeMso</b>, and <b>insertBeforeQ</b> attributes are mutually exclusive. If none of these attributes are specified, the controls SHOULD be appended to the existing set of controls, in the order they are defined in the XML.</p> <p>For example, consider the following XML fragment:</p> <pre data-bbox="521 804 1300 882">&lt;tab id="MyTab" insertAfterQ="x:OtherTab" label="Custom Tab"&gt; ... &lt;/tab&gt;</pre> <p>In this example, a new custom tab with an identifier of "MyTab" is to be inserted after the custom tab with a qualified identifier of "x:OtherTab".</p> <p>The possible values for this attribute are defined by the <b>ST_QID</b> simple type, as specified in section <a href="#">2.3.9</a>.</p>
<b>insertBeforeMso</b> (identifier of built-in control to insert before)	<p>Specifies the identifier of a built-in control that this control SHOULD be inserted before. If the value of this attribute is not understood, it SHOULD be ignored.</p> <p>The <b>insertAfterMso</b>, <b>insertAfterQ</b>, <b>insertBeforeMso</b>, and <b>insertBeforeQ</b> attributes are mutually exclusive. If none of these attributes are specified, the controls SHOULD be appended to the existing set of controls, in the order they are defined in the XML.</p> <p>For example, consider the following XML fragment:</p> <pre data-bbox="521 1266 1300 1344">&lt;tab id="MyTab" insertBeforeMso="TabHome" label="Custom Tab"&gt; ... &lt;/tab&gt;</pre> <p>In this example, a new custom tab with an identifier of "MyTab" is to be inserted before the built-in tab with an identifier of "TabHome".</p> <p>The possible values for this attribute are defined by the <b>ST_ID</b> simple type, as specified in section <a href="#">2.3.5</a>.</p>
<b>insertBeforeQ</b> (qualified identifier of control to insert before)	<p>Specifies the qualified identifier of a control that this control SHOULD be inserted before. If the value of this attribute is not understood, it SHOULD be ignored.</p> <p>The <b>insertAfterMso</b>, <b>insertAfterQ</b>, <b>insertBeforeMso</b>, and <b>insertBeforeQ</b> attributes are mutually exclusive. If none of these attributes are specified, the controls SHOULD be appended to the existing set of controls, in the order they are defined in the XML.</p> <p>For example, consider the following XML fragment:</p>

Attributes	Description
	<pre data-bbox="521 218 1317 296">&lt;tab id="MyTab" insertBeforeQ="x:OtherTab" label="Custom Tab"&gt; ... &lt;/tab&gt;</pre> <p data-bbox="493 325 1360 380">In this example, a new custom tab with an identifier of "MyTab" is to be inserted before the custom tab with a qualified identifier of "x:OtherTab".</p> <p data-bbox="493 386 1360 438">The possible values for this attribute are defined by the <b>ST_QID</b> simple type, as specified in section <a href="#">2.3.9</a>.</p>
<b>keytip</b> (keytip)	<p data-bbox="493 464 1247 489">Specifies a <b>string</b> to be used as the suggested KeyTip for this control.</p> <p data-bbox="493 495 1382 550">The <b>keytip</b> and <b>getKeytip</b> attributes are mutually exclusive. If neither attribute is specified, the application SHOULD generate a KeyTip for the control automatically.</p> <p data-bbox="493 556 1122 581">For example, consider a button with KeyTip 'K', as follows:</p>  <p data-bbox="493 688 1036 714">This is specified using the following XML fragment:</p> <pre data-bbox="521 741 1211 766">&lt;button id="button" imageMso="HappyFace" keytip="K" /&gt;</pre> <p data-bbox="493 793 1390 848">The possible values for this attribute are defined by the <b>ST_Keytip</b> simple type, as specified in section <a href="#">2.3.7</a>.</p>
<b>label</b> (label)	<p data-bbox="493 873 1109 898">Specifies a <b>string</b> to be used as the label for this control.</p> <p data-bbox="493 905 1354 959">The <b>label</b> and <b>getLabel</b> attributes are mutually exclusive. If neither attribute is specified, no label SHOULD be displayed.</p> <p data-bbox="493 966 1040 991">For example, consider the following XML fragment:</p> <pre data-bbox="521 1018 1084 1043">&lt;button id="button" label="Custom Button" /&gt;</pre> <p data-bbox="493 1071 1187 1096">This specifies a custom <b>button</b> with a <b>label</b> of "Custom Button".</p> <p data-bbox="493 1102 1386 1157">The possible values for this attribute are defined by the <b>ST_String</b> simple type, as specified in section <a href="#">2.3.11</a>.</p>
<b>tag</b> (tag)	<p data-bbox="493 1180 1393 1255">Specifies an arbitrary <b>string</b> that can be used to hold data or identify the control. The contents of this attribute SHOULD be passed to any callback functions specified on this control.</p> <p data-bbox="493 1262 1349 1316">If this attribute is omitted, the control's <b>tag</b> value SHOULD default to an empty <b>string</b>.</p> <p data-bbox="493 1323 1040 1348">For example, consider the following XML fragment:</p> <pre data-bbox="521 1375 1122 1430">&lt;button id="button" label="Button" tag="123456" onAction="ButtonClicked" /&gt;</pre> <p data-bbox="493 1457 1317 1512">This specifies a <b>button</b> with a <b>tag</b> value of "123456", which is passed to the <b>ButtonClicked</b> callback function.</p> <p data-bbox="493 1518 1386 1572">The possible values for this attribute are defined by the <b>ST_String</b> simple type, as specified in section <a href="#">2.3.11</a>.</p>
<b>visible</b> (control visibility)	<p data-bbox="493 1591 943 1617">Specifies the visibility state of the control.</p> <p data-bbox="493 1623 1360 1680">The <b>getVisible</b> and <b>visible</b> attributes are mutually exclusive. If these attributes are omitted, the control SHOULD default to being visible.</p> <p data-bbox="493 1686 1040 1711">For example, consider the following XML fragment:</p>

Attributes	Description
	<pre data-bbox="521 218 1019 239" style="font-family: monospace;">&lt;tab idMso="TabHome" visible="false" /&gt;</pre> <p data-bbox="493 275 1333 359">In this example, the built-in tab with an identifier of "TabHome" is hidden. The possible values for this attribute are defined by the XML schema <b>boolean</b> datatype.</p>

The following XML schema fragment defines the contents of this element:

```

<complexType name="CT_Tab">
  <sequence>
    <choice minOccurs="0" maxOccurs="100">
      <element name="group" type="CT_Group"/>
    </choice>
  </sequence>
  <attributeGroup ref="AG_IDAttributes"/>
  <attributeGroup ref="AG_Label"/>
  <attributeGroup ref="AG_PositionAttributes"/>
  <attributeGroup ref="AG_Visible"/>
  <attributeGroup ref="AG_Keytip"/>
</complexType>

```

### 2.2.40 tabs (List of Tabs)

This element specifies a list of ribbon tab controls. This element SHOULD NOT be specified if the containing Custom UI XML document is a Quick Access Toolbar Customizations part.

The following table summarizes the elements that are parents of this element.

Parent Elements
<b>ribbon</b> (section <a href="#">2.2.33</a> )

The following table summarizes the child elements of this element.

Child Elements	Section
<b>tab</b> (Tab)	<a href="#">2.2.39</a>

The following XML schema fragment defines the contents of this element:

```

<complexType name="CT_Tabs">
  <sequence>
    <element name="tab" type="CT_Tab" minOccurs="1" maxOccurs="100"/>
  </sequence>
</complexType>

```

### 2.2.41 tabSet (Contextual Tab Set)

This element specifies a contextual tab set control. As the **id** and **idQ** attributes are not present, this element can only be used to refer to existing built-in tab sets. This element cannot be used to create new contextual tab sets.

For example, consider the following XML fragment:

```
<tabSet idMso="TabSetPictureTools">
  <tab id="tab" label="Custom Tab">
    ...
  </tab>
</tabSet>
```

This XML fragment is used to add a new custom tab to the tab set with an identifier of "TabSetPictureTools".

The following table summarizes the elements that are parents of this element.

Parent Elements
<b>contextualTabs</b> (section <a href="#">2.2.10</a> )

The following table summarizes the child elements of this element.

Child Elements	Subclause
<b>tab</b> (Tab)	section <a href="#">2.2.39</a>

The following table summarizes the attributes of this element.

Attributes	Description
<b>getVisible</b> ( <b>getVisible</b> callback)	<p>Specifies the name of a callback function to be called to determine the visibility state of this control.</p> <p>The <b>getVisible</b> and <b>visible</b> attributes are mutually exclusive. If neither attribute is specified, the control SHOULD default to being visible.</p> <p>For example, consider the following XML fragment:</p> <pre>&lt;button id="button" getVisible="IsButtonVisible" /&gt;</pre> <p>In this example, the <b>IsButtonVisible</b> callback function is called when the application needs to determine the visibility of the <b>button</b>.</p> <p>The possible values for this attribute are defined by the <b>ST_Delegate</b> simple type, as specified in section <a href="#">2.3.2</a>.</p>
<b>idMso</b> (built-in control identifier)	<p>Specifies the identifier of a built-in control.</p> <p>The contents of this attribute are application-defined.</p> <p>The <b>id</b>, <b>idQ</b>, and <b>idMso</b> attributes are mutually exclusive.</p> <p>For example, consider the following XML fragment:</p> <pre>&lt;control idMso="Bold" /&gt;</pre> <p>This is used to create a clone of the control with an identifier of "Bold".</p> <p>The possible values for this attribute are defined by the <b>ST_ID</b> simple type, as specified in section <a href="#">2.3.5</a>.</p>
<b>visible</b> (control visibility)	<p>Specifies the visibility state of the control.</p> <p>The <b>getVisible</b> and <b>visible</b> attributes are mutually exclusive. If these attributes are omitted, the control SHOULD default to being visible.</p>



Attributes	Description
	<p>For example, consider the following XML fragment:</p> <pre data-bbox="532 254 1036 275" style="margin-left: 40px;">&lt;tab idMso="TabHome" visible="false" /&gt;</pre> <p>In this example, the built-in tab with an identifier of "TabHome" is hidden. The possible values for this attribute are defined by the XML schema <b>boolean</b> datatype.</p>

The following XML schema fragment defines the contents of this element:

```
<complexType name="CT_TabSet">
  <sequence>
    <element name="tab" type="CT_Tab" minOccurs="0" maxOccurs="50"/>
  </sequence>
  <attribute name="idMso" type="ST_ID" use="required"/>
  <attributeGroup ref="AG_Visible"/>
</complexType>
```


### 2.2.42 toggleButton (Unsize Toggle Button)

This element specifies a toggle button control that, because of its location, cannot have its size changed. The **size** attribute is not present. It otherwise behaves identically to the regular **toggleButton** element, as specified in section [2.2.43](#).

The following table summarizes the elements that are parents of this element.

Parent Elements
<b>buttonGroup</b> (section <a href="#">2.2.5</a> ); <b>menu</b> (section <a href="#">2.2.28</a> ); <b>menu</b> (section <a href="#">2.2.26</a> ); <b>menu</b> (section <a href="#">2.2.29</a> ); <b>menu</b> (section <a href="#">2.2.27</a> ); <b>officeMenu</b> (section <a href="#">2.2.31</a> )

The following table summarizes the attributes of this element.

Attributes	Description
<b>description</b> (description)	<p>Specifies a detailed description of the control, which SHOULD be displayed in detailed views.</p> <p>The <b>description</b> and <b>getDescription</b> attributes are mutually exclusive. If neither attribute is specified, the control SHOULD NOT display any detailed text.</p> <p>For example, consider a button with a detailed description, as follows:</p> <div data-bbox="493 1377 1065 1482" style="border: 1px solid #ccc; padding: 5px; background-color: #fff9c4;">  </div> <p>This is specified using the following XML fragment:</p> <pre data-bbox="521 1545 1276 1619" style="margin-left: 40px;">&lt;button id="button" label="Button" imageMso="HappyFace"   description="This is a verbose description that describes   the function of this control in detail." /&gt;</pre> <p>The possible values for this attribute are defined by the <b>ST_LongString</b> simple type, as specified in section <a href="#">2.3.8</a>.</p>


Attributes	Description
<b>enabled</b> (enabled state)	<p>Specifies the enabled state of the control.</p> <p>The <b>getEnabled</b> and <b>enabled</b> attributes are mutually exclusive. If neither attribute is specified, the control SHOULD default to being enabled.</p> <p>This attribute cannot be used to enable a built-in control that would otherwise be disabled by the application.</p> <p>For example, consider the following XML fragment:</p> <pre data-bbox="521 415 1317 436">&lt;button id="button" label="Disabled Button" enabled="false" /&gt;</pre> <p>This specifies a new button that is disabled. A permanently disabled button is not very useful, thus the <b>enabled</b> attribute is not commonly used.</p> <p>The possible values for this attribute are defined by the XML schema <b>boolean</b> datatype.</p>
<b>getDescription</b> ( <b>getDescription</b> callback)	<p>Specifies the name of a callback function to be called to determine the detailed description of this control.</p> <p>The <b>getDescription</b> and <b>description</b> attributes are mutually exclusive. If neither attribute is specified, the control SHOULD NOT display any detailed text.</p> <p>For example, consider the following XML fragment:</p> <pre data-bbox="521 772 1289 793">&lt;button id="button" getDescription="GetButtonDescription" /&gt;</pre> <p>In this example, the <b>GetButtonDescription</b> callback function is called when the application needs to determine the detailed description of the button.</p> <p>The possible values for this attribute are defined by the <b>ST_Delegate</b> simple type, as specified in section <a href="#">2.3.2</a>.</p>
<b>getEnabled</b> ( <b>getEnabled</b> callback)	<p>Specifies the name of a callback function to be called to determine the enabled state of this control.</p> <p>The <b>getEnabled</b> and <b>enabled</b> attributes are mutually exclusive. If neither attribute is specified, the control SHOULD default to being enabled.</p> <p>For example, consider the following XML fragment:</p> <pre data-bbox="521 1136 1175 1157">&lt;button id="button" getEnabled="IsButtonEnabled" /&gt;</pre> <p>In this example, the <b>IsButtonEnabled</b> callback function is called when the application needs to determine the enabled state of the button.</p> <p>The possible values for this attribute are defined by the <b>ST_Delegate</b> simple type, as specified in section <a href="#">2.3.2</a>.</p>
<b>getImage</b> ( <b>getImage</b> callback)	<p>Specifies the name of a callback function to be called to determine the icon of this control.</p> <p>The <b>getImage</b>, <b>image</b>, and <b>imageMso</b> attributes are mutually exclusive. If none of these attributes are specified, no icon SHOULD be displayed.</p> <p>For example, consider the following XML fragment:</p> <pre data-bbox="521 1493 1138 1514">&lt;button id="button" getImage="GetButtonImage" /&gt;</pre> <p>In this example, the <b>GetButtonImage</b> callback function is called when the application needs to determine the icon of the button.</p> <p>The possible values for this attribute are defined by the <b>ST_Delegate</b> simple type, as specified in section <a href="#">2.3.2</a>.</p>
<b>getKeytip</b> ( <b>getKeytip</b> )	<p>Specifies the name of a callback function to be called to determine the suggested</p>


Attributes	Description
callback)	<p>KeyTip of this control.</p> <p>The <b>getKeytip</b> and <b>keytip</b> attributes are mutually exclusive. If neither attribute is specified, the application SHOULD generate a KeyTip for the control automatically. For example, consider the following XML fragment:</p> <pre data-bbox="521 344 1162 369">&lt;button id="button" getKeytip="GetButtonKeytip" /&gt;</pre> <p>In this example, the <b>GetButtonKeytip</b> callback function is called when the application needs to determine the KeyTip of the button.</p> <p>The possible values for this attribute are defined by the <b>ST_Delegate</b> simple type, as specified in section <a href="#">2.3.2</a>.</p>
<b>getLabel</b> <b>(getLabel</b> callback)	<p>Specifies the name of a callback function to be called to determine the label of this control.</p> <p>The <b>getLabel</b> and <b>label</b> attributes are mutually exclusive. If neither attribute is specified, no label SHOULD be displayed. For example, consider the following XML fragment:</p> <pre data-bbox="521 705 1138 730">&lt;button id="button" getLabel="GetButtonLabel" /&gt;</pre> <p>In this example, the <b>GetButtonLabel</b> callback function is called when the application needs to determine the label of the button.</p> <p>The possible values for this attribute are defined by the <b>ST_Delegate</b> simple type, as specified in section <a href="#">2.3.2</a>.</p>
<b>getPressed</b> <b>(getPressed</b> callback)	<p>Specifies the name of a callback function to be called to determine the toggled state of this control.</p> <p>If this attribute is omitted, the control SHOULD default to the off state. For example, consider the following XML fragment:</p> <pre data-bbox="521 1041 1252 1066">&lt;toggleButton id="toggle" getPressed="IsButtonToggled" /&gt;</pre> <p>In this example, the <b>IsButtonToggled</b> callback function is called when the application needs to determine the toggle state of the button.</p> <p>The possible values for this attribute are defined by the <b>ST_Delegate</b> simple type, as specified in section <a href="#">2.3.2</a>.</p>
<b>getScreentip</b> <b>(getScreentip</b> callback)	<p>Specifies the name of a callback function to be called to determine the screentip of this control.</p> <p>The <b>getScreentip</b> and <b>screentip</b> attributes are mutually exclusive. If neither attribute is specified, the application SHOULD display the label of the control as the screentip or display no screentip at all. For example, consider the following XML fragment:</p> <pre data-bbox="521 1430 1235 1455">&lt;button id="button" getScreentip="GetButtonScreentip" /&gt;</pre> <p>In this example, the <b>GetButtonScreentip</b> callback function is called when the application needs to determine the screentip of the button.</p> <p>The possible values for this attribute are defined by the <b>ST_Delegate</b> simple type, as specified in section <a href="#">2.3.2</a>.</p>
<b>getShowImage</b> <b>(getShowImage</b> callback)	<p>Specifies the name of a callback function to be called to determine whether the application SHOULD display the icon of this control.</p> <p>This attribute SHOULD have no effect if the <b>size</b> or <b>getSize</b> attributes specify that the control is "large".</p>

Attributes	Description
	<p>The <b>showImage</b> and <b>getShowImage</b> attributes are mutually exclusive. If neither attribute is specified, the control SHOULD display its icon.</p> <p>For example, consider the following XML fragment:</p> <pre data-bbox="521 310 1263 338">&lt;button id="button" getShowImage="IsButtonImageVisible" /&gt;</pre> <p>In this example, the <b>IsButtonImageVisible</b> callback function is called when the application needs to determine whether to display the icon of the button.</p> <p>The possible values for this attribute are defined by the <b>ST_Delegate</b> simple type, as specified in section <a href="#">2.3.2</a>.</p>
<p><b>getShowLabel</b> (<b>getShowLabel</b> callback)</p>	<p>Specifies the name of a callback function to be called to determine whether the application SHOULD display the label of this control.</p> <p>This attribute SHOULD have no effect if the <b>size</b> or <b>getSize</b> attributes specify that the control is "large".</p> <p>The <b>showLabel</b> and <b>getShowLabel</b> attributes are mutually exclusive. If neither attribute is specified, the control SHOULD default to showing its label.</p> <p>For example, consider the following XML fragment:</p> <pre data-bbox="521 730 1263 758">&lt;button id="button" getShowLabel="IsButtonLabelVisible" /&gt;</pre> <p>In this example, the <b>IsButtonLabelVisible</b> callback function is called when the application needs to determine whether to display the label of the button.</p> <p>The possible values for this attribute are defined by the <b>ST_Delegate</b> simple type, as specified in section <a href="#">2.3.2</a>.</p>
<p><b>getSupertip</b> (<b>getSupertip</b> callback)</p>	<p>Specifies the name of a callback function to be called to determine the supertip of this control.</p> <p>The <b>getSupertip</b> and <b>supertip</b> attributes are mutually exclusive. If neither attribute is specified, no supertip for this control SHOULD be shown.</p> <p>For example, consider the following XML fragment:</p> <pre data-bbox="521 1094 1211 1121">&lt;button id="button" getSupertip="GetButtonSupertip" /&gt;</pre> <p>In this example, the <b>GetButtonSupertip</b> callback function is called when the application needs to determine the supertip of the button.</p> <p>The possible values for this attribute are defined by the <b>ST_Delegate</b> simple type, as specified in section <a href="#">2.3.2</a>.</p>
<p><b>getVisible</b> (<b>getVisible</b> callback)</p>	<p>Specifies the name of a callback function to be called to determine the visibility state of this control.</p> <p>The <b>getVisible</b> and <b>visible</b> attributes are mutually exclusive. If neither attribute is specified, the control SHOULD default to being visible.</p> <p>For example, consider the following XML fragment:</p> <pre data-bbox="521 1455 1175 1482">&lt;button id="button" getVisible="IsButtonVisible" /&gt;</pre> <p>In this example, the <b>IsButtonVisible</b> callback function is called when the application needs to determine the visibility of the button.</p> <p>The possible values for this attribute are defined by the <b>ST_Delegate</b> simple type, as specified in section <a href="#">2.3.2</a>.</p>
<p><b>id</b> (control identifier)</p>	<p>Specifies the identifier for a custom control. All custom controls MUST have unique identifiers. The identifier of a control SHOULD be passed to callback functions to identify which control corresponds to the function call.</p>



Attributes	Description
	<p>The <b>id</b>, <b>idQ</b>, and <b>idMso</b> attributes are mutually exclusive. At least one of these attributes MUST be specified.</p> <p>For example, consider the following XML fragment:</p> <pre data-bbox="521 310 1019 333">&lt;button id="MyButton" label="Button" /&gt;</pre> <p>This specifies a custom button control with an identifier of "MyButton".</p> <p>The possible values for this attribute are defined by the <b>ST_UniqueID</b> simple type, as specified in section <a href="#">2.3.13</a>.</p>
<p><b>idMso</b> (built-in control identifier)</p>	<p>Specifies the identifier of a built-in control.</p> <p>The contents of this attribute are application-defined.</p> <p>The <b>id</b>, <b>idQ</b>, and <b>idMso</b> attributes are mutually exclusive. At least one of these attributes MUST be specified.</p> <p>For example, consider the following XML fragment:</p> <pre data-bbox="521 655 829 678">&lt;control idMso="Bold" /&gt;</pre> <p>This creates a clone of the control with an identifier of "Bold".</p> <p>The possible values for this attribute are defined by the <b>ST_ID</b> simple type, as specified in section <a href="#">2.3.5</a>.</p>
<p><b>idQ</b> (qualified control identifier)</p>	<p>Specifies a qualified identifier for a control.</p> <p>The <b>idQ</b> attribute can be used to reference controls or containers created by other Custom UI documents.</p> <p>The <b>id</b>, <b>idQ</b>, and <b>idMso</b> attributes are mutually exclusive. At least one of these attributes MUST be specified.</p> <p>For example, consider the following XML fragment:</p> <pre data-bbox="521 1024 1312 1367">&lt;customUI   xmlns="http://schemas.microsoft.com/office/2006/01/customui"   xmlns:ex="http://www.example.com"&gt;   &lt;ribbon&gt;     &lt;tabs&gt;       &lt;tab idQ="ex:OtherTab" label="Shared Tab"&gt;         &lt;group id="MyGroup" label="My Group"&gt;           ...         &lt;/group&gt;       &lt;/tab&gt;     &lt;/tabs&gt;   &lt;/ribbon&gt; &lt;/customUI&gt;</pre> <p>In this case, <b>ex</b> is an XML namespace prefix for the namespace <a href="http://www.example.com">http://www.example.com</a>. This XML fragment refers to a <b>tab</b> in that namespace with an identifier of "OtherTab". If that tab cannot be found, it is created. A new group belonging to this file is added to the tab.</p> <p>The possible values for this attribute are defined by the <b>ST_QID</b> simple type, as specified in section <a href="#">2.3.9</a>.</p>
<p><b>image</b> (custom image identifier)</p>	<p>Specifies the relationship identifier for an image which SHOULD be used as the icon for this control. This attribute is used to specify an embedded picture that resides locally within the containing file.</p> <p>The <b>getImage</b>, <b>image</b>, and <b>imageMso</b> attributes are mutually exclusive. If none of these attributes are specified, no icon SHOULD be displayed.</p>

Attributes	Description
	<p>For example, consider the following XML fragment:</p> <pre data-bbox="521 254 1032 275">&lt;button id="button" image="ForestPic" /&gt;</pre> <p>This specifies a custom button whose icon SHOULD be the embedded image file referenced by the relationship identifier of "ForestPic".</p> <p>The possible values for this attribute are defined by the <b>ST_Uri</b> simple type, as specified in section <a href="#">2.3.14</a>.</p>
<p><b>imageMso</b> (built-in image identifier)</p>	<p>Specifies the identifier of a built-in image which SHOULD be used as the icon of this control.</p> <p>The contents of this attribute are application-defined and SHOULD be ignored if not understood.</p> <p>The <b>getImage</b>, <b>image</b>, and <b>imageMso</b> attributes are mutually exclusive. If none of these attributes are specified, no icon SHOULD be displayed.</p> <p>For example, consider the following XML fragment:</p> <pre data-bbox="521 674 1008 695">&lt;button id="button" imageMso="Bold" /&gt;</pre> <p>This specifies a custom button that SHOULD use the built-in image with an identifier of "Bold".</p> <p>The possible values for this attribute are defined by the <b>ST_ID</b> simple type, as specified in section <a href="#">2.3.5</a>.</p>
<p><b>insertAfterMso</b> (identifier of built-in control to insert after)</p>	<p>Specifies the identifier of a built-in control that this control SHOULD be inserted after. If the value of this attribute is not understood, it SHOULD be ignored.</p> <p>The <b>insertAfterMso</b>, <b>insertAfterQ</b>, <b>insertBeforeMso</b>, and <b>insertBeforeQ</b> attributes are mutually exclusive. If none of these attributes are specified, the controls SHOULD be appended to the existing set of controls, in the order they are defined in the XML.</p> <p>For example, consider the following XML fragment:</p> <pre data-bbox="521 1083 1289 1157">&lt;tab id="MyTab" insertAfterMso="TabHome" label="Custom Tab"&gt; ... &lt;/tab&gt;</pre> <p>In this example, a new custom tab with an identifier of "MyTab" is to be inserted after the built-in tab with an identifier of "TabHome".</p> <p>The possible values for this attribute are defined by the <b>ST_ID</b> simple type, as specified in section <a href="#">2.3.5</a>.</p>
<p><b>insertAfterQ</b> (qualified identifier of control to insert after)</p>	<p>Specifies the qualified identifier of a control that this control SHOULD be inserted after. If the value of this attribute is not understood, it SHOULD be ignored.</p> <p>The <b>insertAfterMso</b>, <b>insertAfterQ</b>, <b>insertBeforeMso</b>, and <b>insertBeforeQ</b> attributes are mutually exclusive. If none of these attributes are specified, the controls SHOULD be appended to the existing set of controls, in the order they are defined in the XML.</p> <p>For example, consider the following XML fragment:</p> <pre data-bbox="521 1549 1300 1623">&lt;tab id="MyTab" insertAfterQ="x:OtherTab" label="Custom Tab"&gt; ... &lt;/tab&gt;</pre> <p>In this example, a new custom tab with an identifier of "MyTab" is to be inserted after the custom tab with a qualified identifier of "x:OtherTab".</p>

Attributes	Description
	The possible values for this attribute are defined by the <b>ST_QID</b> simple type, as specified in section <a href="#">2.3.9</a> .
<b>insertBeforeMso</b> (identifier of built-in control to insert before)	<p>Specifies the identifier of a built-in control that this control SHOULD be inserted before. If the value of this attribute is not understood, it SHOULD be ignored.</p> <p>The <b>insertAfterMso</b>, <b>insertAfterQ</b>, <b>insertBeforeMso</b>, and <b>insertBeforeQ</b> attributes are mutually exclusive. If none of these attributes are specified, the controls SHOULD be appended to the existing set of controls, in the order they are defined in the XML.</p> <p>For example, consider the following XML fragment:</p> <pre data-bbox="521 499 1300 575">&lt;tab id="MyTab" insertBeforeMso="TabHome" label="Custom Tab"&gt; ... &lt;/tab&gt;</pre> <p>In this example, a new custom tab with an identifier of "MyTab" is to be inserted before the built-in tab with an identifier of "TabHome".</p> <p>The possible values for this attribute are defined by the <b>ST_ID</b> simple type, as specified in section <a href="#">2.3.5</a>.</p>
<b>insertBeforeQ</b> (qualified identifier of control to insert before)	<p>Specifies the qualified identifier of a control that this control SHOULD be inserted before. If the value of this attribute is not understood, it SHOULD be ignored.</p> <p>The <b>insertAfterMso</b>, <b>insertAfterQ</b>, <b>insertBeforeMso</b>, and <b>insertBeforeQ</b> attributes are mutually exclusive. If none of these attributes are specified, the controls SHOULD be appended to the existing set of controls, in the order they are defined in the XML.</p> <p>For example, consider the following XML fragment:</p> <pre data-bbox="521 968 1300 1043">&lt;tab id="MyTab" insertBeforeQ="x:OtherTab" label="Custom Tab"&gt; ... &lt;/tab&gt;</pre> <p>In this example, a new custom tab with an identifier of "MyTab" is to be inserted before the custom tab with a qualified identifier of "x:OtherTab".</p> <p>The possible values for this attribute are defined by the <b>ST_QID</b> simple type, as specified in section <a href="#">2.3.9</a>.</p>
<b>keytip</b> (keytip)	<p>Specifies a <b>string</b> to be used as the suggested KeyTip for this control.</p> <p>The <b>keytip</b> and <b>getKeytip</b> attributes are mutually exclusive. If neither attribute is specified, the application SHOULD generate a KeyTip for the control automatically.</p> <p>For example, consider a button with KeyTip 'K', as follows:</p>  <p>This is specified using the following XML fragment:</p> <pre data-bbox="521 1486 1211 1514">&lt;button id="button" imageMso="HappyFace" keytip="K" /&gt;</pre> <p>The possible values for this attribute are defined by the <b>ST_Keytip</b> simple type, as specified in section <a href="#">2.3.7</a>.</p>
<b>label</b> (label)	<p>Specifies a string that SHOULD be used as the label for this control.</p> <p>The <b>label</b> and <b>getLabel</b> attributes are mutually exclusive. If neither attribute is specified, no label SHOULD be displayed.</p>

Attributes	Description
	<p>For example, consider the following XML fragment:</p> <pre data-bbox="521 254 1084 275">&lt;button id="button" label="Custom Button" /&gt;</pre> <p>This specifies a custom <b>button</b> with a <b>label</b> of "Custom Button". The possible values for this attribute are defined by the <b>ST_String</b> simple type, as specified in section <a href="#">2.3.11</a>.</p>
<p><b>onAction</b> (<b>onAction</b> callback)</p>	<p>Specifies the name of a callback function to be called when this control is invoked by the user.</p> <p>For example, consider the following XML fragment:</p> <pre data-bbox="521 527 1317 548">&lt;button id="button" label="Button" onAction="ButtonClicked" /&gt;</pre> <p>In this example, the button calls the <b>ButtonClicked</b> callback function when it is invoked. The possible values for this attribute are defined by the <b>ST_Delegate</b> simple type, as specified in section <a href="#">2.3.2</a>.</p>
<p><b>screentip</b> (screentip)</p>	<p>Specifies a <b>string</b> to be shown as the screentip for this control. The <b>screentip</b> and <b>getScreentip</b> attributes are mutually exclusive. If neither attribute is specified, the application SHOULD display the label of the control as the screentip or display no screentip at all.</p> <p>For example, consider a button with a screentip, as follows:</p>  <p>This is specified using the following XML fragment:</p> <pre data-bbox="521 1262 1224 1314">&lt;button id="button" imageMso="HappyFace" label="Button" size="large" screentip="This is the screentip" /&gt;</pre> <p>The possible values for this attribute are defined by the <b>ST_String</b> simple type, as specified in section <a href="#">2.3.11</a>.</p>
<p><b>showImage</b> (show image)</p>	<p>Specifies whether this control displays an icon. This attribute SHOULD have no effect if the <b>size</b> or <b>getSize</b> attributes specify that the control is "large". The <b>showImage</b> and <b>getShowImage</b> attributes are mutually exclusive. If neither attribute is specified, the control SHOULD display its icon. For example, consider a button that does not display an icon, as follows:</p>



Attributes	Description
	 <p>This is specified using the following XML fragment:</p> <pre data-bbox="521 432 993 485">&lt;button id="button" showImage="false" label="Button with no icon" /&gt;</pre> <p>The possible values for this attribute are defined by the XML schema <b>boolean</b> datatype.</p>
<b>showLabel</b> (show label)	<p>Specifies whether this control SHOULD display its label.</p> <p>This attribute SHOULD have no effect if the <b>size</b> or <b>getSize</b> attributes specify that the control is "large".</p> <p>The <b>showLabel</b> and <b>getShowLabel</b> attributes are mutually exclusive. If neither attribute is specified, the control SHOULD default to showing its label.</p> <p>For example, consider the following XML fragment:</p> <pre data-bbox="521 793 1172 846">&lt;button id="button" label="Label" showLabel="false" imageMso="HappyFace" /&gt;</pre> <p>This specifies a <b>button</b> that has a <b>label</b>, but does not show it. Even though the <b>label</b> is hidden, it is provided to accessibility tools.</p> <p>The possible values for this attribute are defined by the XML schema <b>boolean</b> datatype.</p>
<b>supertip</b> (supertip)	<p>Specifies a <b>string</b> to be shown as the supertip of the control.</p> <p>The <b>supertip</b> and <b>getSupertip</b> attributes are mutually exclusive. If neither attribute is specified, no supertip for this control SHOULD be shown.</p> <p>For example, consider a control with a supertip, as follows:</p>  <p>This is specified using the following XML fragment:</p> <pre data-bbox="521 1577 1224 1650">&lt;button id="button" imageMso="HappyFace" label="Button" size="large" screentip="Screentip" supertip="This is the supertip string" /&gt;</pre> <p>The possible values for this attribute are defined by the <b>ST_String</b> simple type, as</p>

Attributes	Description
	specified in section <a href="#">2.3.11</a> .
<b>tag</b> (tag)	<p>Specifies an arbitrary <b>string</b> that can be used to hold data or identify the control. The contents of this attribute SHOULD be passed to any callback functions specified on this control.</p> <p>If this attribute is omitted, the control's <b>tag</b> value SHOULD default to an empty <b>string</b>.</p> <p>For example, consider the following XML fragment:</p> <pre data-bbox="521 449 1122 499">&lt;button id="button" label="Button" tag="123456"   onAction="ButtonClicked" /&gt;</pre> <p>This specifies a <b>button</b> with a <b>tag</b> value of "123456", which is passed to the <b>ButtonClicked</b> callback function.</p> <p>The possible values for this attribute are defined by the <b>ST_String</b> simple type, as specified in section <a href="#">2.3.11</a>.</p>
<b>visible</b> (control visibility)	<p>Specifies the visibility state of the control.</p> <p>The <b>getVisible</b> and <b>visible</b> attributes are mutually exclusive. If these attributes are omitted, the control SHOULD default to being visible.</p> <p>For example, consider the following XML fragment:</p> <pre data-bbox="521 810 1019 835">&lt;tab idMso="TabHome" visible="false" /&gt;</pre> <p>In this example, the built-in tab with an identifier of "TabHome" is hidden.</p> <p>The possible values for this attribute are defined by the XML schema <b>boolean</b> datatype.</p>

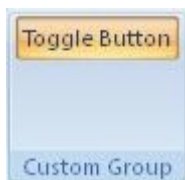
The following XML schema fragment defines the contents of this element:

```
<complexType name="CT_ToggleButtonRegular">
  <complexContent>
    <extension base="CT_ButtonRegular">
      <attribute name="getPressed" type="ST_Delegate" use="optional"/>
    </extension>
  </complexContent>
</complexType>
```

### 2.2.43 toggleButton (Toggle Button)

This element specifies a toggle button control that can be toggled between the pressed and unpressed states by the end-user.

For example, consider a toggle button control, as follows:



**Figure 24: A toggle button control**


This is specified with the following XML fragment:

```
<toggleButton id="toggleButton" label="Toggle Button" />
```

The following table summarizes the elements that are parents of this element.

Parent Elements
<b>box</b> (section <a href="#">2.2.1</a> ); <b>group</b> (section <a href="#">2.2.23</a> )

The following table summarizes the attributes of this element.

Attributes	Description
<b>description</b> (description)	<p>Specifies a detailed description of the control, which is displayed in detailed views. The <b>description</b> and <b>getDescription</b> attributes are mutually exclusive. If neither attribute is specified, the control SHOULD NOT display any detailed text. For example, consider a button with a detailed description, as follows:</p>  <p>This is specified using the following XML fragment:</p> <pre>&lt;button id="button" label="Button" imageMso="HappyFace"   description="This is a verbose description that describes   the function of this control in detail." /&gt;</pre> <p>The possible values for this attribute are defined by the <b>ST_LongString</b> simple type, as specified in section <a href="#">2.3.8</a>.</p>
<b>enabled</b> (enabled state)	<p>Specifies the enabled state of the control. The <b>getEnabled</b> and <b>enabled</b> attributes are mutually exclusive. If neither attribute is specified, the control SHOULD default to being enabled. This attribute cannot be used to enable a built-in control that would otherwise be disabled by the application. For example, consider the following XML fragment:</p> <pre>&lt;button id="button" label="Disabled Button" enabled="false" /&gt;</pre> <p>This specifies a new button that is disabled. A permanently disabled button is not very useful, thus the <b>enabled</b> attribute is not commonly used. The possible values for this attribute are defined by the XML schema <b>boolean</b> datatype.</p>
<b>getDescription</b> ( <b>getDescription</b> callback)	<p>Specifies the name of a callback function to be called to determine the detailed description of this control. The <b>getDescription</b> and <b>description</b> attributes are mutually exclusive. If neither attribute is specified, the control SHOULD NOT display any detailed text. For example, consider the following XML fragment:</p> <pre>&lt;button id="button" getDescription="GetButtonDescription" /&gt;</pre> <p>In this example, the <b>GetButtonDescription</b> callback function is called when the application needs to determine the detailed description of the button.</p>

Attributes	Description
	<p>The possible values for this attribute are defined by the <b>ST_Delegate</b> simple type, as specified in section <a href="#">2.3.2</a>.</p>
<p><b>getEnabled</b> (<b>getEnabled</b> callback)</p>	<p>Specifies the name of a callback function to be called to determine the enabled state of this control.</p> <p>The <b>getEnabled</b> and <b>enabled</b> attributes are mutually exclusive. If neither attribute is specified, the control SHOULD default to being enabled.</p> <p>For example, consider the following XML fragment:</p> <pre data-bbox="521 449 1175 472">&lt;button id="button" getEnabled="IsButtonEnabled" /&gt;</pre> <p>In this example, the <b>IsButtonEnabled</b> callback function is called when the application needs to determine the enabled state of the button.</p> <p>The possible values for this attribute are defined by the <b>ST_Delegate</b> simple type, as specified in section <a href="#">2.3.2</a>.</p>
<p><b>getImage</b> (<b>getImage</b> callback)</p>	<p>Specifies the name of a callback function to be called to determine the icon of this control.</p> <p>The <b>getImage</b>, <b>image</b>, and <b>imageMso</b> attributes are mutually exclusive. If none of these attributes are specified, no icon SHOULD be displayed.</p> <p>For example, consider the following XML fragment:</p> <pre data-bbox="521 810 1138 833">&lt;button id="button" getImage="GetButtonImage" /&gt;</pre> <p>In this example, the <b>GetButtonImage</b> callback function is called when the application needs to determine the icon of the button.</p> <p>The possible values for this attribute are defined by the <b>ST_Delegate</b> simple type, as specified in section <a href="#">2.3.2</a>.</p>
<p><b>getKeytip</b> (<b>getKeytip</b> callback)</p>	<p>Specifies the name of a callback function to be called to determine the suggested KeyTip of this control.</p> <p>The <b>getKeytip</b> and <b>keytip</b> attributes are mutually exclusive. If neither attribute is specified, the application SHOULD generate a KeyTip for the control automatically.</p> <p>For example, consider the following XML fragment:</p> <pre data-bbox="521 1169 1162 1192">&lt;button id="button" getKeytip="GetButtonKeytip" /&gt;</pre> <p>In this example, the <b>GetButtonKeytip</b> callback function is called when the application needs to determine the KeyTip of the <b>button</b>.</p> <p>The possible values for this attribute are defined by the <b>ST_Delegate</b> simple type, as specified in section <a href="#">2.3.2</a>.</p>
<p><b>getLabel</b> (<b>getLabel</b> callback)</p>	<p>Specifies the name of a callback function to be called to determine the label of this control.</p> <p>The <b>getLabel</b> and <b>label</b> attributes are mutually exclusive. If neither attribute is specified, no label SHOULD be displayed.</p> <p>For example, consider the following XML fragment:</p> <pre data-bbox="521 1530 1138 1554">&lt;button id="button" getLabel="GetButtonLabel" /&gt;</pre> <p>In this example, the <b>GetButtonLabel</b> callback function is called when the application needs to determine the label of the button.</p> <p>The possible values for this attribute are defined by the <b>ST_Delegate</b> simple type, as specified in section <a href="#">2.3.2</a>.</p>


Attributes	Description
<b>getPressed</b> <b>(getPressed</b> callback)	<p>Specifies the name of a callback function to be called to determine the toggled state of this control.</p> <p>If this attribute is omitted, the control SHOULD default to the "off" state.</p> <p>For example, consider the following XML fragment:</p> <pre data-bbox="521 352 1252 380">&lt;toggleButton id="toggle" getPressed="IsButtonToggled" /&gt;</pre> <p>In this example, the <b>IsButtonToggled</b> callback function is called when the application needs to determine the toggle state of the button.</p> <p>The possible values for this attribute are defined by the <b>ST_Delegate</b> simple type, as specified in section <a href="#">2.3.2</a>.</p>
<b>getScreentip</b> <b>(getScreentip</b> callback)	<p>Specifies the name of a callback function to be called to determine the screentip of this control.</p> <p>The <b>getScreentip</b> and <b>screentip</b> attributes are mutually exclusive. If neither attribute is specified, the application SHOULD display the label of the control as the screentip or display no screentip at all.</p> <p>For example, consider the following XML fragment:</p> <pre data-bbox="521 741 1239 768">&lt;button id="button" getScreentip="GetButtonScreentip" /&gt;</pre> <p>In this example, the <b>GetButtonScreentip</b> callback function is called when the application needs to determine the screentip of the button.</p> <p>The possible values for this attribute are defined by the <b>ST_Delegate</b> simple type, as specified in section <a href="#">2.3.2</a>.</p>
<b>getShowImage</b> <b>(getShowImage</b> callback)	<p>Specifies the name of a callback function to be called to determine whether the application displays the icon of this control.</p> <p>This attribute SHOULD have no effect if the <b>size</b> or <b>getSize</b> attributes specify that the control is "large".</p> <p>The <b>showImage</b> and <b>getShowImage</b> attributes are mutually exclusive. If neither attribute is specified, the control SHOULD display its icon.</p> <p>For example, consider the following XML fragment:</p> <pre data-bbox="521 1161 1263 1188">&lt;button id="button" getShowImage="IsButtonImageVisible" /&gt;</pre> <p>In this example, the <b>IsButtonImageVisible</b> callback function is called when the application needs to determine whether to display the icon of the button.</p> <p>The possible values for this attribute are defined by the <b>ST_Delegate</b> simple type, as specified in section <a href="#">2.3.2</a>.</p>
<b>getShowLabel</b> <b>(getShowLabel</b> callback)	<p>Specifies the name of a callback function to be called to determine whether the application displays the label of this control.</p> <p>This attribute SHOULD have no effect if the <b>size</b> or <b>getSize</b> attributes specify that the control is "large".</p> <p>The <b>showLabel</b> and <b>getShowLabel</b> attributes are mutually exclusive. If neither attribute is specified, the control SHOULD default to showing its label.</p> <p>For example, consider the following XML fragment:</p> <pre data-bbox="521 1581 1263 1608">&lt;button id="button" getShowLabel="IsButtonLabelVisible" /&gt;</pre> <p>In this example, the <b>IsButtonLabelVisible</b> callback function is called when the application needs to determine whether to display the label of the button.</p> <p>The possible values for this attribute are defined by the <b>ST_Delegate</b> simple type,</p>


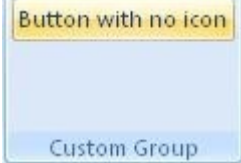
Attributes	Description
	as specified in section <a href="#">2.3.2</a> .
<b>getSize</b> ( <b>getSize</b> callback)	<p>Specifies the name of a callback function to be called to determine the size of this control.</p> <p>The <b>getSize</b> and <b>size</b> attributes are mutually exclusive. If neither attribute is specified, the control's size SHOULD default to the normal size.</p> <p>For example, consider the following XML fragment:</p> <pre data-bbox="521 422 1110 447">&lt;button id="button" getSize="GetButtonSize" /&gt;</pre> <p>In this example, the <b>GetButtonSize</b> callback function is called when the application needs to determine the size of the button.</p> <p>The possible values for this attribute are defined by the <b>ST_Delegate</b> simple type, as specified in section <a href="#">2.3.2</a>.</p>
<b>getSupertip</b> ( <b>getSupertip</b> callback)	<p>Specifies the name of a callback function to be called to determine the supertip of this control.</p> <p>The <b>getSupertip</b> and <b>supertip</b> attributes are mutually exclusive. If neither attribute is specified, no supertip for this control SHOULD be shown.</p> <p>For example, consider the following XML fragment:</p> <pre data-bbox="521 783 1211 808">&lt;button id="button" getSupertip="GetButtonSupertip" /&gt;</pre> <p>In this example, the <b>GetButtonSupertip</b> callback function is called when the application needs to determine the supertip of the button.</p> <p>The possible values for this attribute are defined by the <b>ST_Delegate</b> simple type, as specified in section <a href="#">2.3.2</a>.</p>
<b>getVisible</b> ( <b>getVisible</b> callback)	<p>Specifies the name of a callback function to be called to determine the visibility state of this control.</p> <p>The <b>getVisible</b> and <b>visible</b> attributes are mutually exclusive. If neither attribute is specified, the control SHOULD default to being visible.</p> <p>For example, consider the following XML fragment:</p> <pre data-bbox="521 1142 1175 1167">&lt;button id="button" getVisible="IsButtonVisible" /&gt;</pre> <p>In this example, the <b>IsButtonVisible</b> callback function is called when the application needs to determine the visibility of the button.</p> <p>The possible values for this attribute are defined by the <b>ST_Delegate</b> simple type, as specified in section <a href="#">2.3.2</a>.</p>
<b>id</b> (control identifier)	<p>Specifies the identifier for a custom control. All custom controls MUST have unique identifiers. The identifier of a control SHOULD be passed to callback functions to identify which control corresponds to the function call.</p> <p>The <b>id</b>, <b>idQ</b>, and <b>idMso</b> attributes are mutually exclusive. At least one of these attributes MUST be specified.</p> <p>For example, consider the following XML fragment:</p> <pre data-bbox="521 1528 1021 1554">&lt;button id="MyButton" label="Button" /&gt;</pre> <p>This specifies a custom button control with an <b>id</b> of ""MyButton"".</p> <p>The possible values for this attribute are defined by the <b>ST_UniqueID</b> simple type, as specified in section <a href="#">2.3.13</a>.</p>
<b>idMso</b> (built-in)	<p>Specifies the identifier of a built-in control.</p>



Attributes	Description
control identifier)	<p>The contents of this attribute are application-defined.</p> <p>The <b>id</b>, <b>idQ</b>, and <b>idMso</b> attributes are mutually exclusive. At least one of these attributes <b>MUST</b> be specified.</p> <p>For example, consider the following XML fragment:</p> <pre data-bbox="521 346 829 369">&lt;control idMso="Bold" /&gt;</pre> <p>This creates a clone of the control with an identifier of "Bold".</p> <p>The possible values for this attribute are defined by the <b>ST_ID</b> simple type, as specified in section <a href="#">2.3.5</a>.</p>
<b>idQ</b> (qualified control identifier)	<p>Specifies a qualified identifier for a control.</p> <p>The <b>idQ</b> attribute can be used to reference controls or containers created by other Custom UI documents.</p> <p>The <b>id</b>, <b>idQ</b>, and <b>idMso</b> attributes are mutually exclusive. At least one of these attributes <b>MUST</b> be specified.</p> <p>For example, consider the following XML fragment:</p> <pre data-bbox="521 716 1312 1056">&lt;customUI   xmlns="http://schemas.microsoft.com/office/2006/01/customui"   xmlns:ex="http://www.example.com"&gt;   &lt;ribbon&gt;     &lt;tabs&gt;       &lt;tab idQ="ex:OtherTab" label="Shared Tab"&gt;         &lt;group id="MyGroup" label="My Group"&gt;           ...         &lt;/group&gt;       &lt;/tab&gt;     &lt;/tabs&gt;   &lt;/ribbon&gt; &lt;/customUI&gt;</pre> <p>In this case, <b>ex</b> is an XML namespace prefix for the namespace <a href="http://www.example.com">http://www.example.com</a>. This XML fragment refers to a <b>tab</b> in that namespace with an identifier of "OtherTab". If that tab cannot be found, it is created. A new group belonging to this file is added to the tab.</p> <p>The possible values for this attribute are defined by the <b>ST_QID</b> simple type, as specified in section <a href="#">2.3.9</a>.</p>
<b>image</b> (custom image identifier)	<p>Specifies the relationship identifier for an image to be used as the icon for this control. This attribute is used to specify an embedded picture that resides locally within the containing file.</p> <p>The <b>getImage</b>, <b>image</b>, and <b>imageMso</b> attributes are mutually exclusive. If none of these attributes are specified, no icon <b>SHOULD</b> be displayed.</p> <p>For example, consider the following XML fragment:</p> <pre data-bbox="521 1472 1032 1495">&lt;button id="button" image="ForestPic" /&gt;</pre> <p>This specifies a custom <b>button</b> whose icon is the embedded image file referenced by the relationship identifier of "ForestPic".</p> <p>The possible values for this attribute are defined by the <b>ST_Uri</b> simple type, as specified in section <a href="#">2.3.14</a>.</p>
<b>imageMso</b> (built-in image identifier)	<p>Specifies the identifier of a built-in image to be used as the icon of this control.</p> <p>The contents of this attribute are application-defined and <b>SHOULD</b> be ignored if not</p>

Attributes	Description
	<p>understood.</p> <p>The <b>getImage</b>, <b>image</b>, and <b>imageMso</b> attributes are mutually exclusive. If none of these attributes are specified, no icon SHOULD be displayed.</p> <p>For example, consider the following XML fragment:</p> <pre data-bbox="521 344 1008 369">&lt;button id="button" imageMso="Bold" /&gt;</pre> <p>This specifies a custom button that uses the built-in image with an identifier of "Bold".</p> <p>The possible values for this attribute are defined by the <b>ST_ID</b> simple type, as specified in section <a href="#">2.3.5</a>.</p>
<p><b>insertAfterMso</b> (identifier of built-in control to insert after)</p>	<p>Specifies the identifier of a built-in control that this control is to be inserted after. If the value of this attribute is not understood, it SHOULD be ignored.</p> <p>The <b>insertAfterMso</b>, <b>insertAfterQ</b>, <b>insertBeforeMso</b>, and <b>insertBeforeQ</b> attributes are mutually exclusive. If none of these attributes are specified, the controls SHOULD be appended to the existing set of controls, in the order they are defined in the XML.</p> <p>For example, consider the following XML fragment:</p> <pre data-bbox="521 758 1289 835">&lt;tab id="MyTab" insertAfterMso="TabHome" label="Custom Tab"&gt; ... &lt;/tab&gt;</pre> <p>In this example, a new custom tab with an <b>id</b> of "MyTab" is to be inserted after the built-in tab with an identifier of "TabHome".</p> <p>The possible values for this attribute are defined by the <b>ST_ID</b> simple type, as specified in section <a href="#">2.3.5</a>.</p>
<p><b>insertAfterQ</b> (qualified identifier of control to insert after)</p>	<p>Specifies the qualified identifier of a control that this control is to be inserted after. If the value of this attribute is not understood, it SHOULD be ignored.</p> <p>The <b>insertAfterMso</b>, <b>insertAfterQ</b>, <b>insertBeforeMso</b>, and <b>insertBeforeQ</b> attributes are mutually exclusive. If none of these attributes are specified, the controls SHOULD be appended to the existing set of controls, in the order they are defined in the XML.</p> <p>For example, consider the following XML fragment:</p> <pre data-bbox="521 1226 1300 1304">&lt;tab id="MyTab" insertAfterQ="x:OtherTab" label="Custom Tab"&gt; ... &lt;/tab&gt;</pre> <p>In this example, a new custom tab with an <b>id</b> of "MyTab" is to be inserted after the custom tab with a qualified identifier of "x:OtherTab".</p> <p>The possible values for this attribute are defined by the <b>ST_QID</b> simple type, as specified in section <a href="#">2.3.9</a>.</p>
<p><b>insertBeforeMso</b> (identifier of built-in control to insert before)</p>	<p>Specifies the identifier of a built-in control that this control is to be inserted before. If the value of this attribute is not understood, it SHOULD be ignored.</p> <p>The <b>insertAfterMso</b>, <b>insertAfterQ</b>, <b>insertBeforeMso</b>, and <b>insertBeforeQ</b> attributes are mutually exclusive. If none of these attributes are specified, the controls SHOULD be appended to the existing set of controls, in the order they are defined in the XML.</p> <p>For example, consider the following XML fragment:</p> <pre data-bbox="521 1688 1300 1713">&lt;tab id="MyTab" insertBeforeMso="TabHome" label="Custom Tab"&gt;</pre>



Attributes	Description
	<p>...</p> <p>&lt;/tab&gt;</p> <p>In this example, a new custom tab with an <b>id</b> of "MyTab" is to be inserted before the built-in tab with an identifier of "TabHome".</p> <p>The possible values for this attribute are defined by the <b>ST_ID</b> simple type, as specified in section <a href="#">2.3.5</a>.</p>
<p><b>insertBeforeQ</b> (qualified identifier of control to insert before)</p>	<p>Specifies the qualified identifier of a control that this control is to be inserted before. If the value of this attribute is not understood, it SHOULD be ignored.</p> <p>The <b>insertAfterMso</b>, <b>insertAfterQ</b>, <b>insertBeforeMso</b>, and <b>insertBeforeQ</b> attributes are mutually exclusive. If none of these attributes are specified, the controls SHOULD be appended to the existing set of controls, in the order they are defined in the XML.</p> <p>For example, consider the following XML fragment:</p> <pre>&lt;tab id="MyTab" insertBeforeQ="x:OtherTab" label="Custom Tab"&gt; ... &lt;/tab&gt;</pre> <p>In this example, a new custom tab with an <b>id</b> of "MyTab" is to be inserted before the custom tab with a qualified identifier of "x:OtherTab".</p> <p>The possible values for this attribute are defined by the <b>ST_QID</b> simple type, as specified in section <a href="#">2.3.9</a>.</p>
<p><b>keytip</b> (keytip)</p>	<p>Specifies a <b>string</b> to be used as the suggested KeyTip for this control.</p> <p>The <b>keytip</b> and <b>getKeytip</b> attributes are mutually exclusive. If neither attribute is specified, the application SHOULD generate a KeyTip for the control automatically.</p> <p>For example, consider a button with KeyTip 'K', as follows:</p>  <p>This is specified using the following XML fragment:</p> <pre>&lt;button id="button" imageMso="HappyFace" keytip="K" /&gt;</pre> <p>The possible values for this attribute are defined by the <b>ST_Keytip</b> simple type, as specified in section <a href="#">2.3.7</a>.</p>
<p><b>label</b> (label)</p>	<p>Specifies a <b>string</b> to be used as the label for this control.</p> <p>The <b>label</b> and <b>getLabel</b> attributes are mutually exclusive. If neither attribute is specified, no label SHOULD be displayed.</p> <p>For example, consider the following XML fragment:</p> <pre>&lt;button id="button" label="Custom Button" /&gt;</pre> <p>This specifies a custom <b>button</b> with a <b>label</b> of "Custom Button".</p> <p>The possible values for this attribute are defined by the <b>ST_String</b> simple type, as specified in section <a href="#">2.3.11</a>.</p>
<p><b>onAction</b> (<b>onAction</b> callback)</p>	<p>Specifies the name of a callback function to be called when this control is invoked by the user.</p> <p>For example, consider the following XML fragment:</p>

Attributes	Description
	<pre data-bbox="521 218 1317 243">&lt;button id="button" label="Button" onAction="ButtonClicked" /&gt;</pre> <p data-bbox="493 275 1360 323">This specifies a <b>button</b> that calls the <b>ButtonClicked</b> callback function when it is invoked.</p> <p data-bbox="493 333 1386 382">The possible values for this attribute are defined by the <b>ST_Delegate</b> simple type, as specified in section <a href="#">2.3.2</a>.</p>
<p data-bbox="237 411 354 464"><b>screentip</b> (screentip)</p>	<p data-bbox="493 411 1175 436">Specifies a <b>string</b> to be shown as the screentip for this control.</p> <p data-bbox="493 447 1390 520">The <b>screentip</b> and <b>getScreentip</b> attributes are mutually exclusive. If neither attribute is specified, the application SHOULD display the label of the control as the screentip or display no screentip at all.</p> <p data-bbox="493 531 1133 556">For example, consider a button with a screentip, as follows:</p>  <p data-bbox="493 905 1036 930">This is specified using the following XML fragment:</p> <pre data-bbox="521 957 1224 1010">&lt;button id="button" imageMso="HappyFace" label="Button" size="large" screentip="This is the screentip" /&gt;</pre> <p data-bbox="493 1041 1386 1089">The possible values for this attribute are defined by the <b>ST_String</b> simple type, as specified in section <a href="#">2.3.11</a>.</p>
<p data-bbox="237 1115 451 1167"><b>showImage</b> (show image)</p>	<p data-bbox="493 1115 997 1140">Specifies whether this control displays an icon.</p> <p data-bbox="493 1150 1386 1199">This attribute SHOULD have no effect if the <b>size</b> or <b>getSize</b> attributes specify that the control is "large".</p> <p data-bbox="493 1209 1390 1262">The <b>showImage</b> and <b>getShowImage</b> attributes are mutually exclusive. If neither attribute is specified, the control SHOULD display its icon.</p> <p data-bbox="493 1272 1273 1297">For example, consider a button that does not display an icon, as follows:</p>  <p data-bbox="493 1476 1036 1501">This is specified using the following XML fragment:</p> <pre data-bbox="521 1528 992 1581">&lt;button id="button" showImage="false" label="Button with no icon" /&gt;</pre> <p data-bbox="493 1612 1333 1661">The possible values for this attribute are defined by the XML schema <b>boolean</b> datatype.</p>
<p data-bbox="237 1688 440 1713"><b>showLabel</b> (show</p>	<p data-bbox="493 1688 1003 1713">Specifies whether this control displays its label.</p>

Attributes	Description
label)	<p>This attribute SHOULD have no effect if the <b>size</b> or <b>getSize</b> attributes specify that the control is "large".</p> <p>The <b>showLabel</b> and <b>getShowLabel</b> attributes are mutually exclusive. If neither attribute is specified, the control SHOULD default to showing its label.</p> <p>For example, consider the following XML fragment:</p> <pre data-bbox="521 373 1174 422">&lt;button id="button" label="Label" showLabel="false"   imageMso="HappyFace" /&gt;</pre> <p>This specifies a <b>button</b> that has a <b>label</b>, but does not show it. Even though the label is hidden, it is provided to accessibility tools.</p> <p>The possible values for this attribute are defined by the XML schema <b>boolean</b> datatype.</p>
size (control size)	<p>Specifies the size of the control.</p> <p>The <b>size</b> and <b>getSize</b> attributes are mutually exclusive. If neither attribute is specified, the control's size SHOULD default to the normal size.</p> <p>For example, consider a large button, as follows:</p>  <p>This is specified using the following XML fragment:</p> <pre data-bbox="521 947 1060 972">&lt;toggleButton idMso="Bold" size="large" /&gt;</pre> <p>The possible values for this attribute are defined by the <b>ST_Size</b> simple type, as specified in section <a href="#">2.3.10</a>.</p>
supertip (supertip)	<p>Specifies a <b>string</b> to be shown as the supertip of the control.</p> <p>The <b>supertip</b> and <b>getSupertip</b> attributes are mutually exclusive. If neither attribute is specified, no supertip for this control SHOULD be shown.</p> <p>For example, consider a control with a supertip, as follows:</p>  <p>This is specified using the following XML fragment:</p> <pre data-bbox="521 1644 1222 1692">&lt;button id="button" imageMso="HappyFace" label="Button"   size="large" screentip="Screentip"</pre>

Attributes	Description
	<p><code>supertip="This is the supertip string" /&gt;</code></p> <p>The possible values for this attribute are defined by the <b>ST_String</b> simple type, as specified in section <a href="#">2.3.11</a>.</p>
<p><b>tag</b> (tag)</p>	<p>Specifies an arbitrary <b>string</b> that can be used to hold data or identify the control. The contents of this attribute SHOULD be passed to any callback functions specified on this control.</p> <p>If this attribute is omitted, the control's <b>tag</b> value SHOULD default to an empty <b>string</b>.</p> <p>For example, consider the following XML fragment:</p> <pre data-bbox="521 527 1122 579">&lt;button id="button" label="Button" tag="123456" onAction="ButtonClicked" /&gt;</pre> <p>This specifies a <b>button</b> with a <b>tag</b> value of "123456", which is passed to the <b>ButtonClicked</b> callback function.</p> <p>The possible values for this attribute are defined by the <b>ST_String</b> simple type, as specified in section <a href="#">2.3.11</a>.</p>
<p><b>visible</b> (control visibility)</p>	<p>Specifies the visibility state of the control.</p> <p>The <b>getVisible</b> and <b>visible</b> attributes are mutually exclusive. If these attributes are omitted, the control SHOULD default to being visible.</p> <p>For example, consider the following XML fragment:</p> <pre data-bbox="521 888 1019 909">&lt;tab idMso="TabHome" visible="false" /&gt;</pre> <p>In this example, the built-in tab with an identifier of "TabHome" is hidden.</p> <p>The possible values for this attribute are defined by the XML schema <b>boolean</b> datatype.</p>

The following XML schema fragment defines the contents of this element:

```
<complexType name="CT_ToggleButton">
  <complexContent>
    <extension base="CT_ToggleButtonRegular">
      <attributeGroup ref="AG_SizeAttributes"/>
    </extension>
  </complexContent>
</complexType>
```


### 2.2.44 toggleButton (Toggle Button Inside of a Split Button)

This element specifies a toggle button control that is part of a split button control. The **visible** and **getVisible** attributes are not present because the visibility is controlled by the split button. This element otherwise behaves in the same way as the regular **toggleButton** element, as specified in section [2.2.43](#).

The following table summarizes the elements that are parents of this element.

Parent Elements
<p><b>splitButton</b> (section <a href="#">2.2.38</a>); <b>splitButton</b> (section <a href="#">2.2.36</a>); <b>splitButton</b> (section <a href="#">2.2.37</a>)</p>

The following table summarizes the attributes of this element.

Attributes	Description
<p><b>description</b> (description)</p>	<p>Specifies a detailed description of the control, which is displayed in detailed views. The <b>description</b> and <b>getDescription</b> attributes are mutually exclusive. If neither attribute is specified, the control SHOULD NOT display any detailed text. For example, consider a button with a detailed description, as follows:</p>  <p>This is specified using the following XML fragment:</p> <pre data-bbox="521 552 1276 625">&lt;button id="button" label="Button" imageMso="HappyFace" description="This is a verbose description that describes the function of this control in detail." /&gt;</pre> <p>The possible values for this attribute are defined by the <b>ST_LongString</b> simple type, as specified in section <a href="#">2.3.8</a>.</p>
<p><b>enabled</b> (enabled state)</p>	<p>Specifies the enabled state of the control. The <b>getEnabled</b> and <b>enabled</b> attributes are mutually exclusive. If neither attribute is specified, the control SHOULD default to being enabled. This attribute cannot be used to enable a built-in control that would otherwise be disabled by the application. For example, consider the following XML fragment:</p> <pre data-bbox="521 940 1317 961">&lt;button id="button" label="Disabled Button" enabled="false" /&gt;</pre> <p>This specifies a new <b>button</b> that is disabled. A permanently disabled <b>button</b> is not very useful, thus the <b>enabled</b> attribute is not commonly used. The possible values for this attribute are defined by the XML schema <b>boolean</b> datatype.</p>
<p><b>getDescription</b> (<b>getDescription</b> callback)</p>	<p>Specifies the name of a callback function to be called to determine the detailed description of this control. The <b>getDescription</b> and <b>description</b> attributes are mutually exclusive. If neither attribute is specified, the control SHOULD NOT display any detailed text. For example, consider the following XML fragment:</p> <pre data-bbox="521 1297 1289 1318">&lt;button id="button" getDescription="GetButtonDescription" /&gt;</pre> <p>In this example, the <b>GetButtonDescription</b> callback function is called when the application needs to determine the detailed description of the button. The possible values for this attribute are defined by the <b>ST_Delegate</b> simple type, as specified in section <a href="#">2.3.2</a>.</p>
<p><b>getEnabled</b> (<b>getEnabled</b> callback)</p>	<p>Specifies the name of a callback function to be called to determine the enabled state of this control. The <b>getEnabled</b> and <b>enabled</b> attributes are mutually exclusive. If neither attribute is specified, the control SHOULD default to being enabled. For example, consider the following XML fragment:</p> <pre data-bbox="521 1661 1175 1682">&lt;button id="button" getEnabled="IsButtonEnabled" /&gt;</pre>

Attributes	Description
	<p>In this example, the <b>IsButtonEnabled</b> callback function is called when the application needs to determine the enabled state of the button.</p> <p>The possible values for this attribute are defined by the <b>ST_Delegate</b> simple type, as specified in section <a href="#">2.3.2</a>.</p>
<p><b>getImage</b> (<b>getImage</b> callback)</p>	<p>Specifies the name of a callback function to be called to determine the icon of this control.</p> <p>The <b>getImage</b>, <b>image</b>, and <b>imageMso</b> attributes are mutually exclusive. If none of these attributes are specified, no icon SHOULD be displayed.</p> <p>For example, consider the following XML fragment:</p> <pre data-bbox="521 512 1133 537">&lt;button id="button" getImage="GetButtonImage" /&gt;</pre> <p>In this example, the <b>GetButtonImage</b> callback function is called when the application needs to determine the <b>icon</b> of the <b>button</b>.</p> <p>The possible values for this attribute are defined by the <b>ST_Delegate</b> simple type, as specified in section <a href="#">2.3.2</a>.</p>
<p><b>getKeytip</b> (<b>getKeytip</b> callback)</p>	<p>Specifies the name of a callback function to be called to determine the suggested KeyTip of this control.</p> <p>The <b>getKeytip</b> and <b>keytip</b> attributes are mutually exclusive. If neither attribute is specified, the application SHOULD generate a KeyTip for the control automatically.</p> <p>For example, consider the following XML fragment:</p> <pre data-bbox="521 873 1159 898">&lt;button id="button" getKeytip="GetButtonKeytip" /&gt;</pre> <p>In this example, the <b>GetButtonKeytip</b> callback function is called when the application needs to determine the KeyTip of the <b>button</b>.</p> <p>The possible values for this attribute are defined by the <b>ST_Delegate</b> simple type, as specified in section <a href="#">2.3.2</a>.</p>
<p><b>getLabel</b> (<b>getLabel</b> callback)</p>	<p>Specifies the name of a callback function to be called to determine the label of this control.</p> <p>The <b>getLabel</b> and <b>label</b> attributes are mutually exclusive. If neither attribute is specified, no label SHOULD be displayed.</p> <p>For example, consider the following XML fragment:</p> <pre data-bbox="521 1234 1133 1260">&lt;button id="button" getLabel="GetButtonLabel" /&gt;</pre> <p>In this example, the <b>GetButtonLabel</b> callback function is called when the application needs to determine the label of the button.</p> <p>The possible values for this attribute are defined by the <b>ST_Delegate</b> simple type, as specified in section <a href="#">2.3.2</a>.</p>
<p><b>getPressed</b> (<b>getPressed</b> callback)</p>	<p>Specifies the name of a callback function to be called to determine the toggled state of this control.</p> <p>If this attribute is omitted, the control SHOULD default to the off state.</p> <p>For example, consider the following XML fragment:</p> <pre data-bbox="521 1570 1247 1596">&lt;toggleButton id="toggle" getPressed="IsButtonToggled" /&gt;</pre> <p>In this example, the <b>IsButtonToggled</b> callback function is called when the application needs to determine the toggle state of the button.</p> <p>The possible values for this attribute are defined by the <b>ST_Delegate</b> simple type,</p>


Attributes	Description
	as specified in section <a href="#">2.3.2</a> .
<b>getScreentip</b> <b>(getScreentip</b> callback)	<p>Specifies the name of a callback function to be called to determine the screentip of this control.</p> <p>The <b>getScreentip</b> and <b>screentip</b> attributes are mutually exclusive. If neither attribute is specified, the application SHOULD display the label of the control as the screentip or display no screentip at all.</p> <p>For example, consider the following XML fragment:</p> <pre data-bbox="521 449 1239 474">&lt;button id="button" getScreentip="GetButtonScreentip" /&gt;</pre> <p>In this example, the <b>GetButtonScreentip</b> callback function is called when the application needs to determine the screentip of the button.</p> <p>The possible values for this attribute are defined by the <b>ST_Delegate</b> simple type, as specified in section <a href="#">2.3.2</a>.</p>
<b>getShowImage</b> <b>(getShowImage</b> callback)	<p>Specifies the name of a callback function to be called to determine whether the application displays the icon of this control.</p> <p>This attribute SHOULD have no effect if the <b>size</b> or <b>getSize</b> attributes specify that the control is "large".</p> <p>The <b>showImage</b> and <b>getShowImage</b> attributes are mutually exclusive. If neither attribute is specified, the control SHOULD display its icon.</p> <p>For example, consider the following XML fragment:</p> <pre data-bbox="521 869 1263 894">&lt;button id="button" getShowImage="IsButtonImageVisible" /&gt;</pre> <p>In this example, the <b>IsButtonImageVisible</b> callback function is called when the application needs to determine whether to display the icon of the button.</p> <p>The possible values for this attribute are defined by the <b>ST_Delegate</b> simple type, as specified in section <a href="#">2.3.2</a>.</p>
<b>getShowLabel</b> <b>(getShowLabel</b> callback)	<p>Specifies the name of a callback function to be called to determine whether the application SHOULD display the label of this control.</p> <p>This attribute SHOULD have no effect if the <b>size</b> or <b>getSize</b> attributes specify that the control is "large".</p> <p>The <b>showLabel</b> and <b>getShowLabel</b> attributes are mutually exclusive. If neither attribute is specified, the control SHOULD default to showing its label.</p> <p>For example, consider the following XML fragment:</p> <pre data-bbox="521 1289 1263 1314">&lt;button id="button" getShowLabel="IsButtonLabelVisible" /&gt;</pre> <p>In this example, the <b>IsButtonLabelVisible</b> callback function is called when the application needs to determine whether to display the label of the button.</p> <p>The possible values for this attribute are defined by the <b>ST_Delegate</b> simple type, as specified in section <a href="#">2.3.2</a>.</p>
<b>getSupertip</b> <b>(getSupertip</b> callback)	<p>Specifies the name of a callback function to be called to determine the supertip of this control.</p> <p>The <b>getSupertip</b> and <b>supertip</b> attributes are mutually exclusive. If neither attribute is specified, no supertip for this control SHOULD be shown.</p> <p>For example, consider the following XML fragment:</p> <pre data-bbox="521 1646 1214 1671">&lt;button id="button" getSupertip="GetButtonSupertip" /&gt;</pre> <p>In this example, the <b>GetButtonSupertip</b> callback function is called when the</p>



Attributes	Description
	<p>application needs to determine the supertip of the button.</p> <p>The possible values for this attribute are defined by the <b>ST_Delegate</b> simple type, as specified in section <a href="#">2.3.2</a>.</p>
<p><b>getVisible</b> (<b>getVisible</b> callback)</p>	<p>Specifies the name of a callback function to be called to determine the visibility state of this control.</p> <p>The <b>getVisible</b> and <b>visible</b> attributes are mutually exclusive. If neither attribute is specified, the control SHOULD default to being visible.</p> <p>For example, consider the following XML fragment:</p> <pre data-bbox="521 478 1175 506">&lt;button id="button" getVisible="IsButtonVisible" /&gt;</pre> <p>In this example, the <b>IsButtonVisible</b> callback function is called when the application needs to determine the visibility of the button.</p> <p>The possible values for this attribute are defined by the <b>ST_Delegate</b> simple type, as specified in section <a href="#">2.3.2</a>.</p>
<p><b>id</b> (control identifier)</p>	<p>Specifies the identifier for a custom control. All custom controls MUST have unique identifiers. The identifier of a control SHOULD be passed to callback functions to identify which control corresponds to the function call.</p> <p>The <b>id</b>, <b>idQ</b>, and <b>idMso</b> attributes are mutually exclusive. At least one of these attributes MUST be specified.</p> <p>For example, consider the following XML fragment:</p> <pre data-bbox="521 867 1019 894">&lt;button id="MyButton" label="Button" /&gt;</pre> <p>This specifies a custom button control with an identifier of "MyButton".</p> <p>The possible values for this attribute are defined by the <b>ST_UniqueID</b> simple type, as specified in section <a href="#">2.3.13</a>.</p>
<p><b>idMso</b> (built-in control identifier)</p>	<p>Specifies the identifier of a built-in control.</p> <p>The contents of this attribute are application-defined.</p> <p>The <b>id</b>, <b>idQ</b>, and <b>idMso</b> attributes are mutually exclusive. At least one of these attributes MUST be specified.</p> <p>For example, consider the following XML fragment:</p> <pre data-bbox="521 1209 829 1236">&lt;control idMso="Bold" /&gt;</pre> <p>This creates a clone of the control with an identifier of "Bold".</p> <p>The possible values for this attribute are defined by the <b>ST_ID</b> simple type, as specified in section <a href="#">2.3.5</a>.</p>
<p><b>idQ</b> (qualified control identifier)</p>	<p>Specifies a qualified identifier for a control.</p> <p>The <b>idQ</b> attribute can be used to reference controls or containers created by other Custom UI documents.</p> <p>The <b>id</b>, <b>idQ</b>, and <b>idMso</b> attributes are mutually exclusive. At least one of these attributes MUST be specified.</p> <p>For example, consider the following XML fragment:</p> <pre data-bbox="521 1581 1312 1705">&lt;customUI   xmlns="http://schemas.microsoft.com/office/2006/01/customui"   xmlns:ex="http://www.example.com"&gt;   &lt;ribbon&gt;   &lt;tabs&gt;</pre>




Attributes	Description
	<pre data-bbox="521 201 1122 411">&lt;tab idQ="ex:OtherTab" label="Shared Tab"&gt;   &lt;group id="MyGroup" label="My Group"&gt;     ...   &lt;/group&gt; &lt;/tab&gt; &lt;/tabs&gt; &lt;/ribbon&gt; &lt;/customUI&gt;</pre> <p data-bbox="493 443 1357 548">In this case, <b>ex</b> is an XML namespace prefix for the namespace <a href="http://www.example.com">http://www.example.com</a>. This XML fragment refers to a <b>tab</b> in that namespace with an identifier of "OtherTab". If that tab cannot be found, it is created. A new group belonging to this file is added to the tab.</p> <p data-bbox="493 554 1357 606">The possible values for this attribute are defined by the <b>ST_QID</b> simple type, as specified in section <a href="#">2.3.9</a>.</p>
<b>image</b> (custom image identifier)	<p data-bbox="493 632 1390 705">Specifies the relationship identifier for an image which SHOULD be used as the icon for this control. This attribute is used to specify an embedded picture that resides locally within the containing file.</p> <p data-bbox="493 716 1390 768">The <b>getImage</b>, <b>image</b>, and <b>imageMso</b> attributes are mutually exclusive. If none of these attributes are specified, no icon SHOULD be displayed.</p> <p data-bbox="493 779 1040 800">For example, consider the following XML fragment:</p> <pre data-bbox="521 831 1032 852">&lt;button id="button" image="ForestPic" /&gt;</pre> <p data-bbox="493 884 1357 936">This specifies a custom button whose icon SHOULD be the embedded image file referenced by the relationship identifier of "ForestPic".</p> <p data-bbox="493 947 1357 999">The possible values for this attribute are defined by the <b>ST_Uri</b> simple type, as specified in section <a href="#">2.3.14</a>.</p>
<b>imageMso</b> (built-in image identifier)	<p data-bbox="493 1016 1390 1068">Specifies the identifier of a built-in image which SHOULD be used as the icon of this control.</p> <p data-bbox="493 1079 1390 1131">The contents of this attribute are application-defined and SHOULD be ignored if not understood.</p> <p data-bbox="493 1142 1390 1194">The <b>getImage</b>, <b>image</b>, and <b>imageMso</b> attributes are mutually exclusive. If none of these attributes are specified, no icon SHOULD be displayed.</p> <p data-bbox="493 1205 1040 1226">For example, consider the following XML fragment:</p> <pre data-bbox="521 1257 1008 1278">&lt;button id="button" imageMso="Bold" /&gt;</pre> <p data-bbox="493 1310 1300 1362">This specifies a custom button that SHOULD use the built-in image with an identifier of "Bold".</p> <p data-bbox="493 1373 1357 1425">The possible values for this attribute are defined by the <b>ST_ID</b> simple type, as specified in section <a href="#">2.3.5</a>.</p>
<b>insertAfterMso</b> (identifier of built-in control to insert after)	<p data-bbox="493 1436 1357 1488">Specifies the identifier of a built-in control that this control SHOULD be inserted after. If the value of this attribute is not understood, it SHOULD be ignored.</p> <p data-bbox="493 1499 1390 1604">The <b>insertAfterMso</b>, <b>insertAfterQ</b>, <b>insertBeforeMso</b>, and <b>insertBeforeQ</b> attributes are mutually exclusive. If none of these attributes are specified, the controls SHOULD be appended to the existing set of controls, in the order they are defined in the XML.</p> <p data-bbox="493 1614 1040 1635">For example, consider the following XML fragment:</p> <pre data-bbox="521 1667 1292 1709">&lt;tab id="MyTab" insertAfterMso="TabHome" label="Custom Tab"&gt;   ...</pre>

Attributes	Description
	<p>&lt;/tab&gt;</p> <p>In this example, a new custom tab with an identifier of "MyTab" is to be inserted after the built-in tab with an identifier of "TabHome".</p> <p>The possible values for this attribute are defined by the <b>ST_ID</b> simple type, as specified in section <a href="#">2.3.5</a>.</p>
<p><b>insertAfterQ</b> (qualified identifier of control to insert after)</p>	<p>Specifies the qualified identifier of a control that this control SHOULD be inserted after. If the value of this attribute is not understood, it SHOULD be ignored.</p> <p>The <b>insertAfterMso</b>, <b>insertAfterQ</b>, <b>insertBeforeMso</b>, and <b>insertBeforeQ</b> attributes are mutually exclusive. If none of these attributes are specified, the controls SHOULD be appended to the existing set of controls, in the order they are defined in the XML.</p> <p>For example, consider the following XML fragment:</p> <pre data-bbox="521 615 1300 688">&lt;tab id="MyTab" insertAfterQ="x:OtherTab" label="Custom Tab"&gt; ... &lt;/tab&gt;</pre> <p>In this example, a new custom tab with an identifier of "MyTab" is to be inserted after the custom tab with a qualified identifier of "x:OtherTab".</p> <p>The possible values for this attribute are defined by the <b>ST_QID</b> simple type, as specified in section <a href="#">2.3.9</a>.</p>
<p><b>insertBeforeMso</b> (identifier of built-in control to insert before)</p>	<p>Specifies the identifier of a built-in control that this control SHOULD be inserted before. If the value of this attribute is not understood, it SHOULD be ignored.</p> <p>The <b>insertAfterMso</b>, <b>insertAfterQ</b>, <b>insertBeforeMso</b>, and <b>insertBeforeQ</b> attributes are mutually exclusive. If none of these attributes are specified, the controls SHOULD be appended to the existing set of controls, in the order they are defined in the XML.</p> <p>For example, consider the following XML fragment:</p> <pre data-bbox="521 1077 1300 1150">&lt;tab id="MyTab" insertBeforeMso="TabHome" label="Custom Tab"&gt; ... &lt;/tab&gt;</pre> <p>In this example, a new custom tab with an identifier of "MyTab" is to be inserted before the built-in tab with an identifier of "TabHome".</p> <p>The possible values for this attribute are defined by the <b>ST_ID</b> simple type, as specified in section <a href="#">2.3.5</a>.</p>
<p><b>insertBeforeQ</b> (qualified identifier of control to insert before)</p>	<p>Specifies the qualified identifier of a control that this control SHOULD be inserted before. If the value of this attribute is not understood, it SHOULD be ignored.</p> <p>The <b>insertAfterMso</b>, <b>insertAfterQ</b>, <b>insertBeforeMso</b>, and <b>insertBeforeQ</b> attributes are mutually exclusive. If none of these attributes are specified, the controls SHOULD be appended to the existing set of controls, in the order they are defined in the XML.</p> <p>For example, consider the following XML fragment:</p> <pre data-bbox="521 1539 1300 1612">&lt;tab id="MyTab" insertBeforeQ="x:OtherTab" label="Custom Tab"&gt; ... &lt;/tab&gt;</pre> <p>In this example, a new custom tab with an identifier of "MyTab" is to be inserted before the custom tab with a qualified identifier of "x:OtherTab".</p> <p>The possible values for this attribute are defined by the <b>ST_QID</b> simple type, as</p>

Attributes	Description
	specified in section <a href="#">2.3.9</a> .
<b>keytip</b> (keytip)	<p>Specifies a <b>string</b> to be used as the suggested KeyTip for this control.</p> <p>The <b>keytip</b> and <b>getKeytip</b> attributes are mutually exclusive. If neither attribute is specified, the application SHOULD generate a KeyTip for the control automatically.</p> <p>For example, consider a button with KeyTip 'K', as follows:</p>  <p>This is specified using the following XML fragment:</p> <pre>&lt;button id="button" imageMso="HappyFace" keytip="K" /&gt;</pre> <p>The possible values for this attribute are defined by the <b>ST_Keytip</b> simple type, as specified in section <a href="#">2.3.7</a>.</p>
<b>label</b> (label)	<p>Specifies a <b>string</b> to be used as the label for this control.</p> <p>The <b>label</b> and <b>getLabel</b> attributes are mutually exclusive. If neither attribute is specified, no label SHOULD be displayed.</p> <p>For example, consider the following XML fragment:</p> <pre>&lt;button id="button" label="Custom Button" /&gt;</pre> <p>This specifies a custom <b>button</b> with a <b>label</b> of "Custom Button".</p> <p>The possible values for this attribute are defined by the <b>ST_String</b> simple type, as specified in section <a href="#">2.3.11</a>.</p>
<b>onAction</b> ( <b>onAction</b> callback)	<p>Specifies the name of a callback function to be called when this control is invoked by the user.</p> <p>For example, consider the following XML fragment:</p> <pre>&lt;button id="button" label="Button" onAction="ButtonClicked" /&gt;</pre> <p>In this example, the button calls the <b>ButtonClicked</b> callback function when it is invoked.</p> <p>The possible values for this attribute are defined by the <b>ST_Delegate</b> simple type, as specified in section <a href="#">2.3.2</a>.</p>
<b>screentip</b> (screentip)	<p>Specifies a <b>string</b> to be shown as the screentip for this control.</p> <p>The <b>screentip</b> and <b>getScreentip</b> attributes are mutually exclusive. If neither attribute is specified, the application SHOULD display the label of the control as the screentip or display no screentip at all.</p> <p>For example, consider a button with a screentip, as follows:</p>

Attributes	Description
	 <p>This is specified using the following XML fragment:</p> <pre data-bbox="521 596 1224 646">&lt;button id="button" imageMso="HappyFace" label="Button" size="large" screentip="This is the screentip" /&gt;</pre> <p>The possible values for this attribute are defined by the <b>ST_String</b> simple type, as specified in section <a href="#">2.3.11</a>.</p>
<p><b>showImage</b> (show image)</p>	<p>Specifies whether this control displays an icon. This attribute SHOULD have no effect if the <b>size</b> or <b>getSize</b> attributes specify that the control is "large".</p> <p>The <b>showImage</b> and <b>getShowImage</b> attributes are mutually exclusive. If neither attribute is specified, the control SHOULD display its icon.</p> <p>For example, consider a button that does not display an icon, as follows:</p>  <p>This is specified using the following XML fragment:</p> <pre data-bbox="521 1171 997 1222">&lt;button id="button" showImage="false" label="Button with no icon" /&gt;</pre> <p>The possible values for this attribute are defined by the XML schema <b>boolean</b> datatype.</p>
<p><b>showLabel</b> (show label)</p>	<p>Specifies whether this control SHOULD display its label. This attribute SHOULD have no effect if the <b>size</b> or <b>getSize</b> attributes specify that the control is "large".</p> <p>The <b>showLabel</b> and <b>getShowLabel</b> attributes are mutually exclusive. If neither attribute is specified, the control SHOULD default to showing its label.</p> <p>For example, consider the following XML fragment:</p> <pre data-bbox="521 1535 1175 1585">&lt;button id="button" label="Label" showLabel="false" imageMso="HappyFace" /&gt;</pre> <p>This specifies a <b>button</b> that has a <b>label</b>, but does not show it. Even though the <b>label</b> is hidden, it is provided to accessibility tools.</p> <p>The possible values for this attribute are defined by the XML schema <b>boolean</b> datatype.</p>

Attributes	Description
<p><b>supertip</b> (supertip)</p>	<p>Specifies a <b>string</b> to be shown as the supertip of the control.</p> <p>The <b>supertip</b> and <b>getSupertip</b> attributes are mutually exclusive. If neither attribute is specified no supertip for this control SHOULD be shown.</p> <p>For example, consider a control with a supertip, as follows:</p>  <p>This is specified using the following XML fragment:</p> <pre data-bbox="521 772 1224 850">&lt;button id="button" imageMso="HappyFace" label="Button"   size="large" screentip="Screentip"   supertip="This is the supertip string" /&gt;</pre> <p>The possible values for this attribute are defined by the <b>ST_String</b> simple type, as specified in section <a href="#">2.3.11</a>.</p>
<p><b>tag</b> (tag)</p>	<p>Specifies an arbitrary <b>string</b> that can be used to hold data or identify the control. The contents of this attribute SHOULD be passed to any callback functions specified on this control.</p> <p>If this attribute is omitted, the control's <b>tag</b> value SHOULD default to an empty <b>string</b>.</p> <p>For example, consider the following XML fragment:</p> <pre data-bbox="521 1150 1122 1203">&lt;button id="button" label="Button" tag="123456"   onAction="ButtonClicked" /&gt;</pre> <p>This specifies a <b>button</b> with a <b>tag</b> value of "123456", which is passed to the <b>ButtonClicked</b> callback function.</p> <p>The possible values for this attribute are defined by the <b>ST_String</b> simple type, as specified in section <a href="#">2.3.11</a>.</p>
<p><b>visible</b> (control visibility)</p>	<p>Specifies the visibility state of the control.</p> <p>The <b>getVisible</b> and <b>visible</b> attributes are mutually exclusive. If these attributes are omitted, the control SHOULD default to being visible.</p> <p>For example, consider the following XML fragment:</p> <pre data-bbox="521 1514 1019 1539">&lt;tab idMso="TabHome" visible="false" /&gt;</pre> <p>In this example, the built-in tab with an identifier of "TabHome" is hidden.</p> <p>The possible values for this attribute are defined by the XML schema <b>boolean</b> datatype.</p>

The following XML schema fragment defines the contents of this element:

```

<complexType name="CT_VisibleToggleButton">
  <complexContent>
    <restriction base="CT_ToggleButtonRegular">
      <attribute name="visible" use="prohibited"/>
      <attribute name="getVisible" use="prohibited"/>
    </restriction>
  </complexContent>
</complexType>

```

## 2.3 Simple Types

This is the complete list of simple types in the <http://schemas.microsoft.com/office/2006/01/customui> namespace.

### 2.3.1 ST\_BoxStyle (Box Style)

Specifies the layout style of a **box** control.

This simple type's contents are a restriction of the XML schema **string** datatype.

The following are possible **enumeration** values for this type:

Enumeration Value	Description
<b>horizontal</b> (Horizontal)	Specifies that the child controls are laid out horizontally.
<b>vertical</b> (Vertical)	Specifies that the child controls are laid out vertically.

Referenced By
<b>box@boxStyle</b> (section <a href="#">2.2.1</a> )

The following XML schema fragment defines the contents of this simple type:

```

<simpleType name="ST_BoxStyle">
  <restriction base="xsd:string">
    <enumeration value="horizontal"/>
    <enumeration value="vertical"/>
  </restriction>
</simpleType>

```

### 2.3.2 ST\_Delegate (Callback Function Name)

Specifies the name of a callback function. The format of this string is application-defined and SHOULD be ignored if not understood.

Examples of this simple type are macro scripts and add-in callback functions.

This simple type's contents are a restriction of the XML schema string datatype.

This simple type also specifies the following restrictions:

- This simple type's contents have a minimum length of 1 characters.
- This simple type's contents have a maximum length of 1024 characters.

#### Referenced By

[box@getVisible \(section 2.2.1\)](#); [button@getDescription \(section 2.2.2\)](#); [button@getDescription \(section 2.2.3\)](#); [button@getDescription \(section 2.2.4\)](#); [button@getEnabled \(section 2.2.2\)](#); [button@getEnabled \(section 2.2.3\)](#); [button@getEnabled \(section 2.2.4\)](#); [button@getImage \(section 2.2.2\)](#); [button@getImage \(section 2.2.3\)](#); [button@getImage \(section 2.2.4\)](#); [button@getKeytip \(section 2.2.2\)](#); [button@getKeytip \(section 2.2.3\)](#); [button@getKeytip \(section 2.2.4\)](#); [button@getLabel \(section 2.2.2\)](#); [button@getLabel \(section 2.2.3\)](#); [button@getLabel \(section 2.2.4\)](#); [button@getScreentip \(section 2.2.2\)](#); [button@getScreentip \(section 2.2.3\)](#); [button@getScreentip \(section 2.2.4\)](#); [button@getShowImage \(section 2.2.2\)](#); [button@getShowImage \(section 2.2.3\)](#); [button@getShowImage \(section 2.2.4\)](#); [button@getShowLabel \(section 2.2.2\)](#); [button@getShowLabel \(section 2.2.3\)](#); [button@getShowLabel \(section 2.2.4\)](#); [button@getSize \(section 2.2.2\)](#); [button@getSupertip \(section 2.2.2\)](#); [button@getSupertip \(section 2.2.3\)](#); [button@getSupertip \(section 2.2.4\)](#); [button@getVisible \(section 2.2.2\)](#); [button@getVisible \(section 2.2.3\)](#); [button@getVisible \(section 2.2.4\)](#); [button@onAction \(section 2.2.2\)](#); [button@onAction \(section 2.2.3\)](#); [button@onAction \(section 2.2.4\)](#); [buttonGroup@getVisible \(section 2.2.5\)](#); [checkBox@getDescription \(section 2.2.6\)](#); [checkBox@getEnabled \(section 2.2.6\)](#); [checkBox@getImage \(section 2.2.6\)](#); [checkBox@getKeytip \(section 2.2.6\)](#); [checkBox@getLabel \(section 2.2.6\)](#); [checkBox@getPressed \(section 2.2.6\)](#); [checkBox@getScreentip \(section 2.2.6\)](#); [checkBox@getShowImage \(section 2.2.6\)](#); [checkBox@getShowLabel \(section 2.2.6\)](#); [checkBox@getSupertip \(section 2.2.6\)](#); [checkBox@getVisible \(section 2.2.6\)](#); [checkBox@onAction \(section 2.2.6\)](#); [comboBox@getEnabled \(section 2.2.7\)](#); [comboBox@getImage \(section 2.2.7\)](#); [comboBox@getItemCount \(section 2.2.7\)](#); [comboBox@getItemID \(section 2.2.7\)](#); [comboBox@getItemImage \(section 2.2.7\)](#); [comboBox@getItemLabel \(section 2.2.7\)](#); [comboBox@getItemScreentip \(section 2.2.7\)](#); [comboBox@getItemSupertip \(section 2.2.7\)](#); [comboBox@getKeytip \(section 2.2.7\)](#); [comboBox@getLabel \(section 2.2.7\)](#); [comboBox@getScreentip \(section 2.2.7\)](#); [comboBox@getShowImage \(section 2.2.7\)](#); [comboBox@getShowLabel \(section 2.2.7\)](#); [comboBox@getSupertip \(section 2.2.7\)](#); [comboBox@getText \(section 2.2.7\)](#); [comboBox@getVisible \(section 2.2.7\)](#); [comboBox@onChange \(section 2.2.7\)](#); [command@getEnabled \(section 2.2.8\)](#); [command@onAction \(section 2.2.8\)](#); [control@getDescription \(section 2.2.12\)](#); [control@getDescription \(section 2.2.13\)](#); [control@getEnabled \(section 2.2.12\)](#); [control@getEnabled \(section 2.2.13\)](#); [control@getEnabled \(section 2.2.11\)](#); [control@getImage \(section 2.2.12\)](#); [control@getImage \(section 2.2.13\)](#); [control@getImage \(section 2.2.11\)](#); [control@getKeytip \(section 2.2.12\)](#); [control@getKeytip \(section 2.2.13\)](#); [control@getKeytip \(section 2.2.11\)](#); [control@getLabel \(section 2.2.12\)](#); [control@getLabel \(section 2.2.13\)](#); [control@getLabel \(section 2.2.11\)](#); [control@getScreentip \(section 2.2.12\)](#); [control@getScreentip \(section 2.2.13\)](#); [control@getScreentip \(section 2.2.11\)](#); [control@getShowImage \(section 2.2.12\)](#); [control@getShowImage \(section 2.2.13\)](#); [control@getShowImage \(section 2.2.11\)](#); [control@getShowLabel \(section 2.2.12\)](#); [control@getShowLabel \(section 2.2.13\)](#); [control@getShowLabel \(section 2.2.11\)](#); [control@getSize \(section 2.2.12\)](#); [control@getSupertip \(section 2.2.12\)](#); [control@getSupertip \(section 2.2.13\)](#); [control@getSupertip \(section 2.2.11\)](#); [control@getVisible \(section 2.2.12\)](#); [control@getVisible \(section 2.2.13\)](#); [control@getVisible \(section 2.2.11\)](#); [control@onAction \(section 2.2.12\)](#); [customUI@loadImage \(section 2.2.14\)](#); [customUI@onLoad \(section 2.2.14\)](#); [dropDown@getEnabled \(section 2.2.17\)](#); [dropDown@getImage \(section 2.2.17\)](#); [dropDown@getItemCount \(section 2.2.17\)](#); [dropDown@getItemID \(section 2.2.17\)](#); [dropDown@getItemImage \(section 2.2.17\)](#); [dropDown@getItemLabel \(section 2.2.17\)](#); [dropDown@getItemScreentip \(section 2.2.17\)](#); [dropDown@getItemSupertip \(section 2.2.17\)](#); [dropDown@getKeytip \(section 2.2.17\)](#); [dropDown@getLabel \(section 2.2.17\)](#); [dropDown@getScreentip \(section 2.2.17\)](#); [dropDown@getSelectedItemID \(section 2.2.17\)](#); [dropDown@getSelectedItemIndex \(section 2.2.17\)](#); [dropDown@getShowImage \(section 2.2.17\)](#); [dropDown@getShowLabel \(section 2.2.17\)](#); [dropDown@getSupertip \(section 2.2.17\)](#); [dropDown@getVisible \(section 2.2.17\)](#); [dropDown@onAction \(section 2.2.17\)](#); [dynamicMenu@getContent \(section 2.2.19\)](#); [dynamicMenu@getContent \(section 2.2.18\)](#); [dynamicMenu@getDescription \(section 2.2.19\)](#); [dynamicMenu@getDescription \(section 2.2.18\)](#); [dynamicMenu@getEnabled \(section 2.2.19\)](#); [dynamicMenu@getEnabled \(section 2.2.18\)](#); [dynamicMenu@getImage \(section 2.2.19\)](#); [dynamicMenu@getImage \(section 2.2.18\)](#); [dynamicMenu@getKeytip \(section 2.2.19\)](#); [dynamicMenu@getKeytip \(section 2.2.18\)](#); [dynamicMenu@getLabel \(section 2.2.19\)](#); [dynamicMenu@getLabel \(section 2.2.18\)](#); [dynamicMenu@getScreentip \(section 2.2.19\)](#); [dynamicMenu@getScreentip \(section 2.2.18\)](#); [dynamicMenu@getShowImage \(section 2.2.19\)](#); [dynamicMenu@getShowImage \(section 2.2.18\)](#); [dynamicMenu@getShowLabel \(section 2.2.19\)](#);

## Referenced By

dynamicMenu@getShowLabel (section [2.2.18](#)); dynamicMenu@getSize (section [2.2.19](#)); dynamicMenu@getSupertip (section [2.2.19](#)); dynamicMenu@getSupertip (section [2.2.18](#)); dynamicMenu@getVisible (section [2.2.19](#)); dynamicMenu@getVisible (section [2.2.18](#)); editBox@getEnabled (section [2.2.20](#)); editBox@getImage (section [2.2.20](#)); editBox@getKeytip (section [2.2.20](#)); editBox@getLabel (section [2.2.20](#)); editBox@getScreentip (section [2.2.20](#)); editBox@getShowImage (section [2.2.20](#)); editBox@getShowLabel (section [2.2.20](#)); editBox@getSupertip (section [2.2.20](#)); editBox@getText (section [2.2.20](#)); editBox@getVisible (section [2.2.20](#)); editBox@onChange (section [2.2.20](#)); gallery@getDescription (section [2.2.21](#)); gallery@getDescription (section [2.2.22](#)); gallery@getEnabled (section [2.2.21](#)); gallery@getEnabled (section [2.2.22](#)); gallery@getImage (section [2.2.21](#)); gallery@getImage (section [2.2.22](#)); gallery@getItemCount (section [2.2.21](#)); gallery@getItemCount (section [2.2.22](#)); gallery@getItemHeight (section [2.2.21](#)); gallery@getItemHeight (section [2.2.22](#)); gallery@getItemID (section [2.2.21](#)); gallery@getItemID (section [2.2.22](#)); gallery@getItemImage (section [2.2.21](#)); gallery@getItemImage (section [2.2.22](#)); gallery@getItemLabel (section [2.2.21](#)); gallery@getItemLabel (section [2.2.22](#)); gallery@getItemScreentip (section [2.2.21](#)); gallery@getItemScreentip (section [2.2.22](#)); gallery@getItemSupertip (section [2.2.21](#)); gallery@getItemSupertip (section [2.2.22](#)); gallery@getItemWidth (section [2.2.21](#)); gallery@getItemWidth (section [2.2.22](#)); gallery@getKeytip (section [2.2.21](#)); gallery@getKeytip (section [2.2.22](#)); gallery@getLabel (section [2.2.21](#)); gallery@getLabel (section [2.2.22](#)); gallery@getScreentip (section [2.2.21](#)); gallery@getScreentip (section [2.2.22](#)); gallery@getSelectedItemID (section [2.2.21](#)); gallery@getSelectedItemID (section [2.2.22](#)); gallery@getSelectedItemIndex (section [2.2.21](#)); gallery@getSelectedItemIndex (section [2.2.22](#)); gallery@getShowImage (section [2.2.21](#)); gallery@getShowImage (section [2.2.22](#)); gallery@getShowLabel (section [2.2.21](#)); gallery@getShowLabel (section [2.2.22](#)); gallery@getSize (section [2.2.21](#)); gallery@getSupertip (section [2.2.21](#)); gallery@getSupertip (section [2.2.22](#)); gallery@getVisible (section [2.2.21](#)); gallery@getVisible (section [2.2.22](#)); gallery@onAction (section [2.2.21](#)); gallery@onAction (section [2.2.22](#)); group@getImage (section [2.2.23](#)); group@getImage (section [2.2.23](#)); group@getKeytip (section [2.2.23](#)); group@getKeytip (section [2.2.23](#)); group@getScreentip (section [2.2.23](#)); group@getScreentip (section [2.2.23](#)); group@getVisible (section [2.2.23](#)); group@getVisible (section [2.2.23](#)); labelControl@getEnabled (section [2.2.25](#)); labelControl@getImage (section [2.2.25](#)); labelControl@getImage (section [2.2.25](#)); labelControl@getKeytip (section [2.2.25](#)); labelControl@getKeytip (section [2.2.25](#)); labelControl@getLabel (section [2.2.25](#)); labelControl@getLabel (section [2.2.25](#)); labelControl@getScreentip (section [2.2.25](#)); labelControl@getShowImage (section [2.2.25](#)); labelControl@getShowImage (section [2.2.25](#)); labelControl@getShowLabel (section [2.2.25](#)); labelControl@getSupertip (section [2.2.25](#)); labelControl@getSupertip (section [2.2.25](#)); labelControl@getVisible (section [2.2.25](#)); menu@getDescription (section [2.2.28](#)); menu@getDescription (section [2.2.26](#)); menu@getEnabled (section [2.2.28](#)); menu@getEnabled (section [2.2.26](#)); menu@getEnabled (section [2.2.27](#)); menu@getImage (section [2.2.28](#)); menu@getImage (section [2.2.26](#)); menu@getImage (section [2.2.27](#)); menu@getKeytip (section [2.2.28](#)); menu@getKeytip (section [2.2.26](#)); menu@getKeytip (section [2.2.27](#)); menu@getLabel (section [2.2.28](#)); menu@getLabel (section [2.2.26](#)); menu@getLabel (section [2.2.27](#)); menu@getScreentip (section [2.2.28](#)); menu@getScreentip (section [2.2.26](#)); menu@getScreentip (section [2.2.27](#)); menu@getShowImage (section [2.2.28](#)); menu@getShowImage (section [2.2.26](#)); menu@getShowImage (section [2.2.27](#)); menu@getShowLabel (section [2.2.28](#)); menu@getShowLabel (section [2.2.26](#)); menu@getShowLabel (section [2.2.27](#)); menu@getSize (section [2.2.28](#)); menu@getSupertip (section [2.2.28](#)); menu@getSupertip (section [2.2.26](#)); menu@getSupertip (section [2.2.27](#)); menu@getTitle (section [2.2.29](#)); menu@getTitle (section [2.2.27](#)); menu@getVisible (section [2.2.28](#)); menu@getVisible (section [2.2.26](#)); menu@getVisible (section [2.2.27](#)); menuSeparator@getTitle (section [2.2.30](#)); separator@getVisible (section [2.2.34](#)); splitButton@getEnabled (section [2.2.38](#)); splitButton@getEnabled (section [2.2.36](#)); splitButton@getEnabled (section [2.2.37](#)); splitButton@getImage (section [2.2.38](#)); splitButton@getImage (section [2.2.36](#)); splitButton@getImage (section [2.2.37](#)); splitButton@getKeytip (section [2.2.38](#)); splitButton@getKeytip (section [2.2.36](#)); splitButton@getKeytip (section [2.2.37](#)); splitButton@getLabel (section [2.2.38](#)); splitButton@getLabel (section [2.2.36](#)); splitButton@getLabel (section [2.2.37](#)); splitButton@getScreentip (section [2.2.38](#)); splitButton@getScreentip (section [2.2.36](#)); splitButton@getScreentip (section [2.2.37](#)); splitButton@getShowImage (section [2.2.38](#)); splitButton@getShowImage (section [2.2.36](#)); splitButton@getShowImage (section [2.2.37](#)); splitButton@getShowLabel (section [2.2.38](#)); splitButton@getShowLabel (section [2.2.36](#)); splitButton@getShowLabel (section [2.2.37](#)); splitButton@getSize (section [2.2.38](#)); splitButton@getSupertip (section [2.2.38](#)); splitButton@getSupertip (section [2.2.36](#)); splitButton@getSupertip (section [2.2.37](#)); splitButton@getVisible (section [2.2.38](#)); splitButton@getVisible (section [2.2.36](#)); splitButton@getVisible (section [2.2.37](#)); tab@getKeytip (section [2.2.39](#)); tab@getLabel (section [2.2.39](#)); tab@getVisible (section [2.2.39](#)); tabSet@getVisible (section [2.2.41](#)); toggleButton@getDescription (section [2.2.43](#)); toggleButton@getDescription (section [2.2.42](#)); toggleButton@getDescription (section [2.2.44](#)); toggleButton@getEnabled (section [2.2.43](#));



#### Referenced By

[toggleButton@getEnabled \(section 2.2.42\)](#); [toggleButton@getEnabled \(section 2.2.44\)](#);  
[toggleButton@getImage \(section 2.2.43\)](#); [toggleButton@getImage \(section 2.2.42\)](#);  
[toggleButton@getImage \(section 2.2.44\)](#); [toggleButton@getKeytip \(section 2.2.43\)](#);  
[toggleButton@getKeytip \(section 2.2.42\)](#); [toggleButton@getKeytip \(section 2.2.44\)](#);  
[toggleButton@getLabel \(section 2.2.43\)](#); [toggleButton@getLabel \(section 2.2.42\)](#); [toggleButton@getLabel \(section 2.2.44\)](#);  
[toggleButton@getPressed \(section 2.2.43\)](#); [toggleButton@getPressed \(section 2.2.42\)](#);  
[toggleButton@getPressed \(section 2.2.44\)](#); [toggleButton@getScreentip \(section 2.2.43\)](#);  
[toggleButton@getScreentip \(section 2.2.42\)](#); [toggleButton@getScreentip \(section 2.2.44\)](#);  
[toggleButton@getShowImage \(section 2.2.43\)](#); [toggleButton@getShowImage \(section 2.2.42\)](#);  
[toggleButton@getShowImage \(section 2.2.44\)](#); [toggleButton@getShowLabel \(section 2.2.43\)](#);  
[toggleButton@getShowLabel \(section 2.2.42\)](#); [toggleButton@getShowLabel \(section 2.2.44\)](#);  
[toggleButton@getSize \(section 2.2.43\)](#); [toggleButton@getSupertip \(section 2.2.43\)](#);  
[toggleButton@getSupertip \(section 2.2.42\)](#); [toggleButton@getSupertip \(section 2.2.44\)](#);  
[toggleButton@getVisible \(section 2.2.43\)](#); [toggleButton@getVisible \(section 2.2.42\)](#);  
[toggleButton@getVisible \(section 2.2.44\)](#); [toggleButton@onAction \(section 2.2.43\)](#); [toggleButton@onAction \(section 2.2.42\)](#); [toggleButton@onAction \(section 2.2.44\)](#)

The following XML schema fragment defines the contents of this simple type:

```
<simpleType name="ST_Delegate">  
  <restriction base="xsd:string">  
    <minLength value="1"/>  
    <maxLength value="1024"/>  
  </restriction>  
</simpleType>
```

### 2.3.3 ST\_GalleryItemWidthHeight (Gallery Item Width or Height)

Specifies the width or height of gallery items, in pixels.

This simple type's contents are a restriction of the XML schema `positiveInteger` datatype.

This simple type also specifies the following restrictions:

- This simple type has a minimum value of greater than or equal to 1.
- This simple type has a maximum value of less than or equal to 4096.

#### Referenced By

[gallery@itemHeight \(section 2.2.21\)](#); [gallery@itemHeight \(section 2.2.22\)](#); [gallery@itemWidth \(section 2.2.21\)](#); [gallery@itemWidth \(section 2.2.22\)](#)

The following XML schema fragment defines the contents of this simple type:

```
<simpleType name="ST_GalleryItemWidthHeight">  
  <restriction base="xsd:positiveInteger">  
    <minInclusive value="1"/>  
    <maxInclusive value="4096"/>  
  </restriction>  
</simpleType>
```

### 2.3.4 ST\_GalleryRowColumnCount (Gallery Row or Column Count)

Specifies the count of rows or columns in a **gallery** control.

This simple type's contents are a restriction of the XML schema `positiveInteger` datatype.

This simple type also specifies the following restrictions:

- This simple type has a minimum value of greater than or equal to 1.
- This simple type has a maximum value of less than or equal to 1024.

Referenced By
gallery@columns (section <a href="#">2.2.21</a> ); gallery@columns (section <a href="#">2.2.22</a> ); gallery@rows (section <a href="#">2.2.21</a> ); gallery@rows (section <a href="#">2.2.22</a> )

The following XML schema fragment defines the contents of this simple type:

```
<simpleType name="ST_GalleryRowColumnCount">  
  <restriction base="xsd:positiveInteger">  
    <minInclusive value="1"/>  
    <maxInclusive value="1024"/>  
  </restriction>  
</simpleType>
```

### 2.3.5 ST\_ID (Control ID)

Specifies the identifier of a built-in control. The format of this **string** is defined by per application by the Custom UI Control identifier Tables, as specified in section [3](#).

This simple type's contents are a restriction of the XML schema `NCName` datatype.

This simple type also specifies the following restrictions:

- This simple type's contents have a minimum length of 1 character.
- This simple type's contents have a maximum length of 1024 characters.

Referenced By
box@insertAfterMso (section <a href="#">2.2.1</a> ); box@insertBeforeMso (section <a href="#">2.2.1</a> ); button@idMso (section <a href="#">2.2.2</a> ); button@idMso (section <a href="#">2.2.3</a> ); button@idMso (section <a href="#">2.2.4</a> ); button@imageMso (section <a href="#">2.2.2</a> ); button@imageMso (section <a href="#">2.2.3</a> ); button@imageMso (section <a href="#">2.2.4</a> ); button@insertAfterMso (section <a href="#">2.2.2</a> ); button@insertAfterMso (section <a href="#">2.2.3</a> ); button@insertAfterMso (section <a href="#">2.2.4</a> ); button@insertBeforeMso (section <a href="#">2.2.2</a> ); button@insertBeforeMso (section <a href="#">2.2.3</a> ); button@insertBeforeMso (section <a href="#">2.2.4</a> ); buttonGroup@insertAfterMso (section <a href="#">2.2.5</a> ); buttonGroup@insertBeforeMso (section <a href="#">2.2.5</a> ); checkBox@idMso (section <a href="#">2.2.6</a> ); checkBox@imageMso (section <a href="#">2.2.6</a> ); checkBox@insertAfterMso (section <a href="#">2.2.6</a> ); checkBox@insertBeforeMso (section <a href="#">2.2.6</a> ); comboBox@idMso (section <a href="#">2.2.7</a> ); comboBox@imageMso (section <a href="#">2.2.7</a> ); comboBox@insertAfterMso (section <a href="#">2.2.7</a> ); comboBox@insertBeforeMso (section <a href="#">2.2.7</a> ); command@idMso (section <a href="#">2.2.8</a> ); control@id (section <a href="#">2.2.13</a> ); control@idMso (section <a href="#">2.2.12</a> ); control@idMso (section <a href="#">2.2.13</a> ); control@idMso (section <a href="#">2.2.11</a> ); control@imageMso (section <a href="#">2.2.12</a> ); control@imageMso (section <a href="#">2.2.13</a> ); control@imageMso (section <a href="#">2.2.11</a> ); control@insertAfterMso (section <a href="#">2.2.12</a> ); control@insertAfterMso (section <a href="#">2.2.13</a> ); control@insertAfterMso (section <a href="#">2.2.11</a> ); control@insertBeforeMso (section <a href="#">2.2.12</a> ); control@insertBeforeMso (section <a href="#">2.2.13</a> ); control@insertBeforeMso (section <a href="#">2.2.11</a> ); dropDown@idMso (section <a href="#">2.2.17</a> ); dropDown@imageMso (section <a href="#">2.2.17</a> ); dropDown@insertAfterMso (section <a href="#">2.2.17</a> );

## Referenced By

dropDown@insertBeforeMso (section 2.2.17); dynamicMenu@idMso (section 2.2.19); dynamicMenu@idMso (section 2.2.18); dynamicMenu@imageMso (section 2.2.19); dynamicMenu@imageMso (section 2.2.18); dynamicMenu@insertAfterMso (section 2.2.19); dynamicMenu@insertAfterMso (section 2.2.18); dynamicMenu@insertBeforeMso (section 2.2.19); dynamicMenu@insertBeforeMso (section 2.2.18); editBox@idMso (section 2.2.20); editBox@imageMso (section 2.2.20); editBox@insertAfterMso (section 2.2.20); editBox@insertBeforeMso (section 2.2.20); gallery@idMso (section 2.2.21); gallery@idMso (section 2.2.22); gallery@imageMso (section 2.2.21); gallery@imageMso (section 2.2.22); gallery@insertAfterMso (section 2.2.21); gallery@insertAfterMso (section 2.2.22); gallery@insertBeforeMso (section 2.2.21); gallery@insertBeforeMso (section 2.2.22); group@idMso (section 2.2.23); group@imageMso (section 2.2.23); group@insertAfterMso (section 2.2.23); group@insertBeforeMso (section 2.2.23); item@imageMso (section 2.2.24); labelControl@idMso (section 2.2.25); labelControl@imageMso (section 2.2.25); labelControl@insertAfterMso (section 2.2.25); labelControl@insertBeforeMso (section 2.2.25); menu@idMso (section 2.2.28); menu@idMso (section 2.2.26); menu@idMso (section 2.2.27); menu@imageMso (section 2.2.28); menu@imageMso (section 2.2.26); menu@imageMso (section 2.2.27); menu@insertAfterMso (section 2.2.28); menu@insertAfterMso (section 2.2.26); menu@insertAfterMso (section 2.2.27); menu@insertBeforeMso (section 2.2.28); menu@insertBeforeMso (section 2.2.26); menu@insertBeforeMso (section 2.2.27); menuSeparator@insertAfterMso (section 2.2.30); menuSeparator@insertBeforeMso (section 2.2.30); separator@insertAfterMso (section 2.2.34); separator@insertBeforeMso (section 2.2.34); splitButton@idMso (section 2.2.38); splitButton@idMso (section 2.2.36); splitButton@idMso (section 2.2.37); splitButton@imageMso (section 2.2.38); splitButton@imageMso (section 2.2.36); splitButton@imageMso (section 2.2.37); splitButton@insertAfterMso (section 2.2.38); splitButton@insertAfterMso (section 2.2.36); splitButton@insertAfterMso (section 2.2.37); splitButton@insertBeforeMso (section 2.2.38); splitButton@insertBeforeMso (section 2.2.36); splitButton@insertBeforeMso (section 2.2.37); tab@idMso (section 2.2.39); tab@insertAfterMso (section 2.2.39); tab@insertBeforeMso (section 2.2.39); tabSet@idMso (section 2.2.41); toggleButton@idMso (section 2.2.43); toggleButton@idMso (section 2.2.42); toggleButton@idMso (section 2.2.44); toggleButton@imageMso (section 2.2.43); toggleButton@imageMso (section 2.2.42); toggleButton@imageMso (section 2.2.44); toggleButton@insertAfterMso (section 2.2.43); toggleButton@insertAfterMso (section 2.2.42); toggleButton@insertAfterMso (section 2.2.44); toggleButton@insertBeforeMso (section 2.2.43); toggleButton@insertBeforeMso (section 2.2.42); toggleButton@insertBeforeMso (section 2.2.44)

The following XML schema fragment defines the contents of this simple type:

```
<simpleType name="ST_ID">
  <restriction base="xsd:NCName">
    <minLength value="1"/>
    <maxLength value="1024"/>
  </restriction>
</simpleType>
```

### 2.3.6 ST\_ItemSize (Menu Item Size)

Specifies the size of the child controls in a **menu** control.

This simple type's contents are a restriction of the XML schema **string** datatype.

The following are possible **enumeration** values for this type:

Enumeration Value	Description
large (Large)	Specifies that the child controls have large sizes.
normal (Normal)	Specifies that the child controls have normal sizes.

#### Referenced By

menu@itemSize (section [2.2.28](#)); menu@itemSize (section [2.2.26](#)); menu@itemSize (section [2.2.29](#)); menu@itemSize (section [2.2.27](#))

The following XML schema fragment defines the contents of this simple type:

```
<simpleType name="ST_ItemSize">
  <restriction base="xsd:string">
    <enumeration value="normal"/>
    <enumeration value="large"/>
  </restriction>
</simpleType>
```

### 2.3.7 ST\_Keytip (Keytip)

Specifies a KeyTip string.

This simple type's contents are a restriction of the XML schema **token** datatype.

This simple type also specifies the following restrictions:

- This simple type's contents have a minimum length of 1 character.
- This simple type's contents have a maximum length of 3 characters.

#### Referenced By

button@keytip (section [2.2.2](#)); button@keytip (section [2.2.3](#)); button@keytip (section [2.2.4](#)); checkBox@keytip (section [2.2.6](#)); comboBox@keytip (section [2.2.7](#)); control@keytip (section [2.2.12](#)); control@keytip (section [2.2.13](#)); control@keytip (section [2.2.11](#)); dropDown@keytip (section [2.2.17](#)); dynamicMenu@keytip (section [2.2.19](#)); dynamicMenu@keytip (section [2.2.18](#)); editBox@keytip (section [2.2.20](#)); gallery@keytip (section [2.2.21](#)); gallery@keytip (section [2.2.22](#)); group@keytip (section [2.2.23](#)); labelControl@keytip (section [2.2.25](#)); menu@keytip (section [2.2.28](#)); menu@keytip (section [2.2.26](#)); menu@keytip (section [2.2.27](#)); splitButton@keytip (section [2.2.38](#)); splitButton@keytip (section [2.2.36](#)); splitButton@keytip (section [2.2.37](#)); tab@keytip (section [2.2.39](#)); toggleButton@keytip (section [2.2.43](#)); toggleButton@keytip (section [2.2.42](#)); toggleButton@keytip (section [2.2.44](#))

The following XML schema fragment defines the contents of this simple type:

```
<simpleType name="ST_Keytip">
  <restriction base="xsd:token">
    <minLength value="1"/>
    <maxLength value="3"/>
    <whiteSpace value="collapse"/>
  </restriction>
</simpleType>
```

### 2.3.8 ST\_LongString (Long String)

Specifies a string that can have an extended length.

This simple type's contents are a restriction of the XML schema **string** datatype.

This simple type also specifies the following restrictions:

- This simple type's contents have a minimum length of 1 character.
- This simple type's contents have a maximum length of 4096 characters.

Referenced By
button@description (section <a href="#">2.2.2</a> ); button@description (section <a href="#">2.2.3</a> ); button@description (section <a href="#">2.2.4</a> ); checkBox@description (section <a href="#">2.2.6</a> ); control@description (section <a href="#">2.2.12</a> ); control@description (section <a href="#">2.2.13</a> ); dynamicMenu@description (section <a href="#">2.2.19</a> ); dynamicMenu@description (section <a href="#">2.2.18</a> ); gallery@description (section <a href="#">2.2.21</a> ); gallery@description (section <a href="#">2.2.22</a> ); menu@description (section <a href="#">2.2.28</a> ); menu@description (section <a href="#">2.2.26</a> ); toggleButton@description (section <a href="#">2.2.43</a> ); toggleButton@description (section <a href="#">2.2.42</a> ); toggleButton@description (section <a href="#">2.2.44</a> )

The following XML schema fragment defines the contents of this simple type:

```
<simpleType name="ST_LongString">  
  <restriction base="xsd:string">  
    <minLength value="1"/>  
    <maxLength value="4096"/>  
  </restriction>  
</simpleType>
```

### 2.3.9 ST\_QID (Qualified Control ID)

Specifies a control identifier that is qualified by an XML namespace prefix. The prefix determines which namespace to which the control belongs.

If the namespace is equal to the Custom UI namespace, the qualified identifier references the application's built-in control set.

For example, consider the following XML fragment:

```
<customUI xmlns="http://schemas.microsoft.com/office/2006/01/customui"  
  xmlns:mso="http://schemas.microsoft.com/office/2006/01/customui">  
  <ribbon>  
    <tabs>  
      <tab idQ="mso:TabHome" visible="false" />  
    </tabs>  
  </ribbon>  
</customUI>
```

In this example the **mso** namespace prefix is set to the Custom UI namespace, so names qualified with **mso** refer to built-in controls. Thus, the use of the **idQ** attribute on the **tab** element is equivalent to using the **idMso** attribute, as follows:

```
<tab idMso="TabHome" visible="false" />
```

If the prefix is set to any other value, qualified identifiers reference controls in a unique custom namespace. If multiple Custom UI documents refer to controls in the same namespace, they can share common containers.

For example, consider the following XML fragment:

```

<customUI
  xmlns="http://schemas.microsoft.com/office/2006/01/customui"
  xmlns:ex="http://www.example.com">
  <ribbon>
    <tabs>
      <tab idQ="ex:OtherTab" label="Shared Tab">
        <group id="MyGroup" label="My Group">
          ...
        </group>
      </tab>
    </tabs>
  </ribbon>
</customUI>

```

In this case, **ex** is an XML namespace prefix for the namespace <http://www.example.com>. This XML fragment refers to a **tab** in that namespace with an identifier of "OtherTab". If that tab cannot be found, it is created. A new group belonging to this file is added to the **tab**.

This simple type's contents are a restriction of the XML schema **QName** datatype.

This simple type also specifies the following restrictions:

- This simple type's contents have a minimum length of 1 character.
- This simple type's contents have a maximum length of 1024 characters.

Referenced By
box@idQ (section <a href="#">2.2.1</a> ); box@insertAfterQ (section <a href="#">2.2.1</a> ); box@insertBeforeQ (section <a href="#">2.2.1</a> ); button@idQ (section <a href="#">2.2.2</a> ); button@idQ (section <a href="#">2.2.3</a> ); button@idQ (section <a href="#">2.2.4</a> ); button@insertAfterQ (section <a href="#">2.2.2</a> ); button@insertAfterQ (section <a href="#">2.2.3</a> ); button@insertAfterQ (section <a href="#">2.2.4</a> ); button@insertBeforeQ (section <a href="#">2.2.2</a> ); button@insertBeforeQ (section <a href="#">2.2.3</a> ); button@insertBeforeQ (section <a href="#">2.2.4</a> ); buttonGroup@idQ (section <a href="#">2.2.5</a> ); buttonGroup@insertAfterQ (section <a href="#">2.2.5</a> ); buttonGroup@insertBeforeQ (section <a href="#">2.2.5</a> ); checkBox@idQ (section <a href="#">2.2.6</a> ); checkBox@insertAfterQ (section <a href="#">2.2.6</a> ); checkBox@insertBeforeQ (section <a href="#">2.2.6</a> ); comboBox@idQ (section <a href="#">2.2.7</a> ); comboBox@insertAfterQ (section <a href="#">2.2.7</a> ); comboBox@insertBeforeQ (section <a href="#">2.2.7</a> ); control@idQ (section <a href="#">2.2.12</a> ); control@idQ (section <a href="#">2.2.13</a> ); control@idQ (section <a href="#">2.2.11</a> ); control@insertAfterQ (section <a href="#">2.2.12</a> ); control@insertAfterQ (section <a href="#">2.2.13</a> ); control@insertAfterQ (section <a href="#">2.2.11</a> ); control@insertBeforeQ (section <a href="#">2.2.12</a> ); control@insertBeforeQ (section <a href="#">2.2.13</a> ); control@insertBeforeQ (section <a href="#">2.2.11</a> ); dropDown@idQ (section <a href="#">2.2.17</a> ); dropDown@insertAfterQ (section <a href="#">2.2.17</a> ); dropDown@insertBeforeQ (section <a href="#">2.2.17</a> ); dynamicMenu@idQ (section <a href="#">2.2.19</a> ); dynamicMenu@idQ (section <a href="#">2.2.18</a> ); dynamicMenu@insertAfterQ (section <a href="#">2.2.19</a> ); dynamicMenu@insertAfterQ (section <a href="#">2.2.18</a> ); dynamicMenu@insertBeforeQ (section <a href="#">2.2.19</a> ); dynamicMenu@insertBeforeQ (section <a href="#">2.2.18</a> ); editBox@idQ (section <a href="#">2.2.20</a> ); editBox@insertAfterQ (section <a href="#">2.2.20</a> ); editBox@insertBeforeQ (section <a href="#">2.2.20</a> ); gallery@idQ (section <a href="#">2.2.21</a> ); gallery@idQ (section <a href="#">2.2.22</a> ); gallery@insertAfterQ (section <a href="#">2.2.21</a> ); gallery@insertAfterQ (section <a href="#">2.2.22</a> ); gallery@insertBeforeQ (section <a href="#">2.2.21</a> ); gallery@insertBeforeQ (section <a href="#">2.2.22</a> ); group@idQ (section <a href="#">2.2.23</a> ); group@insertAfterQ (section <a href="#">2.2.23</a> ); group@insertBeforeQ (section <a href="#">2.2.23</a> ); labelControl@idQ (section <a href="#">2.2.25</a> ); labelControl@insertAfterQ (section <a href="#">2.2.25</a> ); labelControl@insertBeforeQ (section <a href="#">2.2.25</a> ); menu@idQ (section <a href="#">2.2.28</a> ); menu@idQ (section <a href="#">2.2.26</a> ); menu@idQ (section <a href="#">2.2.27</a> ); menu@insertAfterQ (section <a href="#">2.2.28</a> ); menu@insertAfterQ (section <a href="#">2.2.26</a> ); menu@insertAfterQ (section <a href="#">2.2.27</a> ); menu@insertBeforeQ (section <a href="#">2.2.28</a> ); menu@insertBeforeQ (section <a href="#">2.2.26</a> ); menu@insertBeforeQ (section <a href="#">2.2.27</a> ); menuSeparator@idQ (section <a href="#">2.2.30</a> ); menuSeparator@insertAfterQ (section <a href="#">2.2.30</a> ); menuSeparator@insertBeforeQ (section <a href="#">2.2.30</a> ); separator@idQ (section <a href="#">2.2.34</a> ); separator@insertAfterQ (section <a href="#">2.2.34</a> ); separator@insertBeforeQ (section <a href="#">2.2.34</a> ); splitButton@idQ (section <a href="#">2.2.38</a> ); splitButton@idQ (section <a href="#">2.2.36</a> ); splitButton@idQ (section <a href="#">2.2.37</a> ); splitButton@insertAfterQ (section <a href="#">2.2.38</a> ); splitButton@insertAfterQ (section <a href="#">2.2.36</a> ); splitButton@insertAfterQ (section <a href="#">2.2.37</a> ); splitButton@insertBeforeQ (section <a href="#">2.2.38</a> ); splitButton@insertBeforeQ (section <a href="#">2.2.36</a> );

Referenced By
<a href="#">splitButton@insertBeforeQ</a> (section <a href="#">2.2.37</a> ); <a href="#">tab@idQ</a> (section <a href="#">2.2.39</a> ); <a href="#">tab@insertAfterQ</a> (section <a href="#">2.2.39</a> ); <a href="#">tab@insertBeforeQ</a> (section <a href="#">2.2.39</a> ); <a href="#">toggleButton@idQ</a> (section <a href="#">2.2.43</a> ); <a href="#">toggleButton@idQ</a> (section <a href="#">2.2.42</a> ); <a href="#">toggleButton@idQ</a> (section <a href="#">2.2.44</a> ); <a href="#">toggleButton@insertAfterQ</a> (section <a href="#">2.2.43</a> ); <a href="#">toggleButton@insertAfterQ</a> (section <a href="#">2.2.42</a> ); <a href="#">toggleButton@insertAfterQ</a> (section <a href="#">2.2.44</a> ); <a href="#">toggleButton@insertBeforeQ</a> (section <a href="#">2.2.43</a> ); <a href="#">toggleButton@insertBeforeQ</a> (section <a href="#">2.2.42</a> ); <a href="#">toggleButton@insertBeforeQ</a> (section <a href="#">2.2.44</a> )

The following XML schema fragment defines the contents of this simple type:

```
<simpleType name="ST_QID">
  <restriction base="xsd:QName">
    <minLength value="1"/>
    <maxLength value="1024"/>
  </restriction>
</simpleType>
```

### 2.3.10 ST\_Size (Control Size)

Specifies the size of a control.

This simple type's contents are a restriction of the XML schema **string** datatype.

The following are possible **enumeration** values for this type:

Enumeration Value	Description
large (Large Control Size)	Specifies the large control size.
normal (Normal Control Size)	Specifies the normal control size.

Referenced By
<a href="#">button@size</a> (section <a href="#">2.2.2</a> ); <a href="#">control@size</a> (section <a href="#">2.2.12</a> ); <a href="#">control@size</a> (section <a href="#">2.2.13</a> ); <a href="#">dynamicMenu@size</a> (section <a href="#">2.2.19</a> ); <a href="#">gallery@size</a> (section <a href="#">2.2.21</a> ); <a href="#">menu@size</a> (section <a href="#">2.2.28</a> ); <a href="#">splitButton@size</a> (section <a href="#">2.2.38</a> ); <a href="#">toggleButton@size</a> (section <a href="#">2.2.43</a> )

The following XML schema fragment defines the contents of this simple type:

```
<simpleType name="ST_Size">
  <restriction base="xsd:string">
    <enumeration value="normal"/>
    <enumeration value="large"/>
  </restriction>
</simpleType>
```

### 2.3.11 ST\_String (Short String)

Specifies a string with a limited length.

This simple type's contents are a restriction of the XML schema **string** datatype.

This simple type also specifies the following restrictions:

- This simple type's contents have a minimum length of 1 character.
- This simple type's contents have a maximum length of 1024 characters.

Referenced By
<p>button@label (section <a href="#">2.2.2</a>); button@label (section <a href="#">2.2.3</a>); button@label (section <a href="#">2.2.4</a>); button@screentip (section <a href="#">2.2.2</a>); button@screentip (section <a href="#">2.2.3</a>); button@screentip (section <a href="#">2.2.4</a>); button@supertip (section <a href="#">2.2.2</a>); button@supertip (section <a href="#">2.2.3</a>); button@supertip (section <a href="#">2.2.4</a>); button@tag (section <a href="#">2.2.2</a>); button@tag (section <a href="#">2.2.3</a>); button@tag (section <a href="#">2.2.4</a>); checkBox@label (section <a href="#">2.2.6</a>); checkBox@screentip (section <a href="#">2.2.6</a>); checkBox@supertip (section <a href="#">2.2.6</a>); checkBox@tag (section <a href="#">2.2.6</a>); comboBox@label (section <a href="#">2.2.7</a>); comboBox@screentip (section <a href="#">2.2.7</a>); comboBox@sizeString (section <a href="#">2.2.7</a>); comboBox@supertip (section <a href="#">2.2.7</a>); comboBox@tag (section <a href="#">2.2.7</a>); control@label (section <a href="#">2.2.12</a>); control@label (section <a href="#">2.2.13</a>); control@label (section <a href="#">2.2.11</a>); control@screentip (section <a href="#">2.2.12</a>); control@screentip (section <a href="#">2.2.13</a>); control@screentip (section <a href="#">2.2.11</a>); control@supertip (section <a href="#">2.2.12</a>); control@supertip (section <a href="#">2.2.13</a>); control@supertip (section <a href="#">2.2.11</a>); control@tag (section <a href="#">2.2.12</a>); control@tag (section <a href="#">2.2.11</a>); dropDown@label (section <a href="#">2.2.17</a>); dropDown@screentip (section <a href="#">2.2.17</a>); dropDown@sizeString (section <a href="#">2.2.17</a>); dropDown@supertip (section <a href="#">2.2.17</a>); dropDown@tag (section <a href="#">2.2.17</a>); dynamicMenu@label (section <a href="#">2.2.19</a>); dynamicMenu@label (section <a href="#">2.2.18</a>); dynamicMenu@screentip (section <a href="#">2.2.19</a>); dynamicMenu@screentip (section <a href="#">2.2.18</a>); dynamicMenu@supertip (section <a href="#">2.2.19</a>); dynamicMenu@supertip (section <a href="#">2.2.18</a>); dynamicMenu@tag (section <a href="#">2.2.19</a>); dynamicMenu@tag (section <a href="#">2.2.18</a>); editBox@label (section <a href="#">2.2.20</a>); editBox@screentip (section <a href="#">2.2.20</a>); editBox@sizeString (section <a href="#">2.2.20</a>); editBox@supertip (section <a href="#">2.2.20</a>); editBox@tag (section <a href="#">2.2.20</a>); gallery@label (section <a href="#">2.2.21</a>); gallery@label (section <a href="#">2.2.22</a>); gallery@screentip (section <a href="#">2.2.21</a>); gallery@screentip (section <a href="#">2.2.22</a>); gallery@sizeString (section <a href="#">2.2.21</a>); gallery@sizeString (section <a href="#">2.2.22</a>); gallery@supertip (section <a href="#">2.2.21</a>); gallery@supertip (section <a href="#">2.2.22</a>); gallery@tag (section <a href="#">2.2.21</a>); gallery@tag (section <a href="#">2.2.22</a>); group@label (section <a href="#">2.2.23</a>); group@screentip (section <a href="#">2.2.23</a>); group@supertip (section <a href="#">2.2.23</a>); group@tag (section <a href="#">2.2.23</a>); item@label (section <a href="#">2.2.24</a>); item@screentip (section <a href="#">2.2.24</a>); item@supertip (section <a href="#">2.2.24</a>); labelControl@label (section <a href="#">2.2.25</a>); labelControl@screentip (section <a href="#">2.2.25</a>); labelControl@supertip (section <a href="#">2.2.25</a>); labelControl@tag (section <a href="#">2.2.25</a>); menu@label (section <a href="#">2.2.28</a>); menu@label (section <a href="#">2.2.26</a>); menu@label (section <a href="#">2.2.27</a>); menu@screentip (section <a href="#">2.2.28</a>); menu@screentip (section <a href="#">2.2.26</a>); menu@screentip (section <a href="#">2.2.27</a>); menu@supertip (section <a href="#">2.2.28</a>); menu@supertip (section <a href="#">2.2.26</a>); menu@supertip (section <a href="#">2.2.27</a>); menu@tag (section <a href="#">2.2.28</a>); menu@tag (section <a href="#">2.2.26</a>); menu@tag (section <a href="#">2.2.27</a>); menu@title (section <a href="#">2.2.29</a>); menu@title (section <a href="#">2.2.27</a>); menuSeparator@title (section <a href="#">2.2.30</a>); splitButton@label (section <a href="#">2.2.38</a>); splitButton@label (section <a href="#">2.2.36</a>); splitButton@label (section <a href="#">2.2.37</a>); splitButton@screentip (section <a href="#">2.2.38</a>); splitButton@screentip (section <a href="#">2.2.36</a>); splitButton@screentip (section <a href="#">2.2.37</a>); splitButton@supertip (section <a href="#">2.2.38</a>); splitButton@supertip (section <a href="#">2.2.36</a>); splitButton@supertip (section <a href="#">2.2.37</a>); splitButton@tag (section <a href="#">2.2.38</a>); splitButton@tag (section <a href="#">2.2.36</a>); splitButton@tag (section <a href="#">2.2.37</a>); tab@label (section <a href="#">2.2.39</a>); tab@tag (section <a href="#">2.2.39</a>); toggleButton@label (section <a href="#">2.2.43</a>); toggleButton@label (section <a href="#">2.2.42</a>); toggleButton@label (section <a href="#">2.2.44</a>); toggleButton@screentip (section <a href="#">2.2.43</a>); toggleButton@screentip (section <a href="#">2.2.42</a>); toggleButton@screentip (section <a href="#">2.2.44</a>); toggleButton@supertip (section <a href="#">2.2.43</a>); toggleButton@supertip (section <a href="#">2.2.42</a>); toggleButton@supertip (section <a href="#">2.2.44</a>); toggleButton@tag (section <a href="#">2.2.43</a>); toggleButton@tag (section <a href="#">2.2.42</a>); toggleButton@tag (section <a href="#">2.2.44</a>)</p>

The following XML schema fragment defines the contents of this simple type:

```
<simpleType name="ST_String">
  <restriction base="xsd:string">
    <minLength value="1"/>
    <maxLength value="1024"/>
  </restriction>
</simpleType>
```



### 2.3.12 ST\_StringLength (String Length)

Specifies the length of a string, in characters.

This simple type's contents are a restriction of the XML schema **positiveInteger** datatype.

This simple type also specifies the following restrictions:

- This simple type has a minimum value of greater than or equal to 1.
- This simple type has a maximum value of less than or equal to 1024.

Referenced By
comboBox@maxLength (section <a href="#">2.2.7</a> ); editBox@maxLength (section <a href="#">2.2.20</a> )

The following XML schema fragment defines the contents of this simple type:

```
<simpleType name="ST_StringLength">
  <restriction base="xsd:positiveInteger">
    <minInclusive value="1"/>
    <maxInclusive value="1024"/>
  </restriction>
</simpleType>
```

### 2.3.13 ST\_UniqueID (Custom Control ID)

Specifies a custom control identifier.

This simple type's contents are a restriction of the XML schema **identifier** datatype.

This simple type also specifies the following restrictions:

- This simple type's contents have a minimum length of 1 character.
- This simple type's contents have a maximum length of 1024 characters.

Referenced By
box@id (section <a href="#">2.2.1</a> ); button@id (section <a href="#">2.2.2</a> ); button@id (section <a href="#">2.2.3</a> ); button@id (section <a href="#">2.2.4</a> ); buttonGroup@id (section <a href="#">2.2.5</a> ); checkBox@id (section <a href="#">2.2.6</a> ); comboBox@id (section <a href="#">2.2.7</a> ); control@id (section <a href="#">2.2.12</a> ); control@id (section <a href="#">2.2.11</a> ); dropDown@id (section <a href="#">2.2.17</a> ); dynamicMenu@id (section <a href="#">2.2.19</a> ); dynamicMenu@id (section <a href="#">2.2.18</a> ); editBox@id (section <a href="#">2.2.20</a> ); gallery@id (section <a href="#">2.2.21</a> ); gallery@id (section <a href="#">2.2.22</a> ); group@id (section <a href="#">2.2.23</a> ); item@id (section <a href="#">2.2.24</a> ); labelControl@id (section <a href="#">2.2.25</a> ); menu@id (section <a href="#">2.2.28</a> ); menu@id (section <a href="#">2.2.26</a> ); menu@id (section <a href="#">2.2.27</a> ); menuSeparator@id (section <a href="#">2.2.30</a> ); separator@id (section <a href="#">2.2.34</a> ); splitButton@id (section <a href="#">2.2.38</a> ); splitButton@id (section <a href="#">2.2.36</a> ); splitButton@id (section <a href="#">2.2.37</a> ); tab@id (section <a href="#">2.2.39</a> ); toggleButton@id (section <a href="#">2.2.43</a> ); toggleButton@id (section <a href="#">2.2.42</a> ); toggleButton@id (section <a href="#">2.2.44</a> )

The following XML schema fragment defines the contents of this simple type:

```
<simpleType name="ST_UniqueID">
  <restriction base="xsd:identifier">
    <minLength value="1"/>
    <maxLength value="1024"/>
  </restriction>
```

</simpleType>

### 2.3.14 ST\_Uri (Image Relationship ID)

Specifies the relationship identifier of a part that is the target of a relationship from the containing Custom UI document.

The target part is an image part type, as specified in [\[ECMA-376\]](#) Part 1 section 15.2.13.

This simple type's contents are a restriction of the XML schema **string** datatype.

This simple type also specifies the following restrictions:

- This simple type's contents have a minimum length of 1 characters.
- This simple type's contents have a maximum length of 1024 characters.

Referenced By
<p>button@image (section <a href="#">2.2.2</a>); button@image (section <a href="#">2.2.3</a>); button@image (section <a href="#">2.2.4</a>); checkBox@image (section <a href="#">2.2.6</a>); comboBox@image (section <a href="#">2.2.7</a>); control@image (section <a href="#">2.2.12</a>); control@image (section <a href="#">2.2.13</a>); control@image (section <a href="#">2.2.11</a>); dropDown@image (section <a href="#">2.2.17</a>); dynamicMenu@image (section <a href="#">2.2.19</a>); dynamicMenu@image (section <a href="#">2.2.18</a>); editBox@image (section <a href="#">2.2.20</a>); gallery@image (section <a href="#">2.2.21</a>); gallery@image (section <a href="#">2.2.22</a>); group@image (section <a href="#">2.2.23</a>); item@image (section <a href="#">2.2.24</a>); labelControl@image (section <a href="#">2.2.25</a>); menu@image (section <a href="#">2.2.28</a>); menu@image (section <a href="#">2.2.26</a>); menu@image (section <a href="#">2.2.27</a>); splitButton@image (section <a href="#">2.2.38</a>); splitButton@image (section <a href="#">2.2.36</a>); splitButton@image (section <a href="#">2.2.37</a>); toggleButton@image (section <a href="#">2.2.43</a>); toggleButton@image (section <a href="#">2.2.42</a>); toggleButton@image (section <a href="#">2.2.44</a>)</p>

The following XML schema fragment defines the contents of this simple type:

```
<simpleType name="ST_Uri">
  <restriction base="xsd:string">
    <minLength value="1"/>
    <maxLength value="1024"/>
  </restriction>
</simpleType>
```

## 3 Appendix A: Custom UI Control ID Tables

### 3.1 idMso Tables

#### 3.1.1 Word 2007

<b>idMso</b>	<b>Control Type</b>	<b>Label</b>
Spelling	button	Spelling...
FileSave	button	Save
FilePrint	button	Print
ZoomOnePage	button	One Page
ZoomPageWidth	button	Page Width
Zoom100	button	Zoom 100%
ColumnsDialog	button	More Columns...
Numbering	toggleButton	Numbering
Bullets	toggleButton	Bullets
PageOrientationPortraitLandscape	button	Portrait/Landscape
OutdentClassic	button	Decrease Indent
IndentClassic	button	Increase Indent
DrawingInsert	button	Insert Drawing
ChartInsert	button	Chart...
FileNew	button	New
Copy	button	Copy
Cut	button	Cut
Paste	button	Paste
FileOpen	button	Open
EnvelopesAndLabelsDialog	button	Envelopes...
Superscript	toggleButton	Superscript
Subscript	toggleButton	Subscript
UnderlineDouble	toggleButton	Double Underline
UnderlineWords	button	Word Underline
FontSizeIncreaseWord	button	Grow Font

<b>idMso</b>	<b>Control Type</b>	<b>Label</b>
FontSizeDecreaseWord	button	Shrink Font
FileClose	button	Close
TableAutoFormat	button	Table AutoFormat...
FormatPainter	toggleButton	Format Painter
FilePrintPreview	toggleButton	Print Preview
PasteApplyStyle	button	Apply Style
Bold	toggleButton	Bold
Italic	toggleButton	Italic
Underline	toggleButton	Underline
ParagraphMarks	toggleButton	Show All
AlignLeft	toggleButton	Align Left
AlignRight	toggleButton	Align Right
AlignCenter	toggleButton	Center
AlignJustify	toggleButton	Justify
HeaderFooterPageNumberInsert	menu	Page Number
Undo	gallery	Undo
Redo	gallery	Redo
OutlinePromote	button	Promote
OutlineDemote	button	Demote
OutlineMoveUp	button	Move Up
OutlineMoveDown	button	Move Down
OutlineDemoteToBodyText	button	Demote to Body Text
OutlineExpand	button	Expand
OutlineCollapse	button	Collapse
TextBoxInsert	button	Text Box
FileFind	button	Find File...
FindDialog	button	Find...
TableExcelSpreadsheetInsert	button	Excel Spreadsheet
AutoFormat	button	AutoFormat...

<b>idMso</b>	<b>Control Type</b>	<b>Label</b>
BorderInside	toggleButton	Inside Borders
BorderOutside	toggleButton	Outside Borders
BorderNone	toggleButton	No Border
MailMergeGoToFirstRecord	button	First
MailMergeGoToPreviousRecord	button	Previous
MailMergeGoToNextRecord	button	Next
MailMergeGotToLastRecord	button	Last
MailMergeMergeToDocument	button	Edit Individual Documents...
MailMergeMergeToPrinter	button	Print Documents...
MailMergeAutoCheckForErrors	button	Auto Check for Errors...
DataFormSource	button	Data Form
MailMergeResultsPreview	toggleButton	Preview Results
ObjectsGroup	button	Group
ObjectsUngroup	button	Ungroup
ObjectBringToFront	button	Bring to Front
ObjectSendToBack	button	Send to Back
ObjectBringForward	button	Bring Forward
ObjectSendBackward	button	Send Backward
Magnifier	checkBox	Magnifier
PrintPreviewShrinkOnePage	button	Shrink One Page
ViewFullScreenView	button	Full Screen
VoiceInsert	button	Voice Comment
ObjectsSelect	toggleButton	Select Objects
TableFind	button	Find
MacroRecord	button	Record Macro...
MacroRecorderPause	button	Pause Recording
MacroPlay	button	Macros
ShapeFreeform	toggleButton	Freeform
ObjectEditPoints	toggleButton	Edit Points

<b>idMso</b>	<b>Control Type</b>	<b>Label</b>
CalloutOptions	button	Callout Options
DataFormAddRecord	button	Add
DataFormDeleteRecord	button	Delete
FieldsUpdate	button	Update
DatabaseInsert	button	Insert Database
GridSettings	button	Grid Settings...
WordPicture	button	Word Picture
FormControlEditBox	button	Edit Box
FormControlCheckBox	button	Check Box
FormControlComboBox	button	Combo Box
PropertySheet	button	Property Sheet
FieldShading	toggleButton	Show Field Shading
ViewDraftView	toggleButton	Draft
Lock	toggleButton	Lock
AutoSum	button	Sum
MasterDocumentShow	toggleButton	Show Document
MasterDocumentCreateSubdocument	button	Create
MasterDocumentUnlinkSubdocument	button	Unlink
MasterDocumentInsertSubdocument	button	Insert...
MasterDocumentSplitSubdocuments	button	Split
MasterDocumentMergeSubdocuments	button	Merge
MasterDocumentLockSubdocument	toggleButton	Lock Document
HeaderOrFooterShow	button	Show Header/Footer
HeaderFooterPreviousSection	button	Previous Section
HeaderFooterNextSection	button	Next Section
AlignDialog	button	Align
MailMergeDocument	button	Mail Merge Document
MergeOptions	button	Merge...
MailMergeHelper	button	Mail Merge...

<b>idMso</b>	<b>Control Type</b>	<b>Label</b>
PageSetupDialog	button	Page Setup...
BodyTextHide	button	Hide Body Text
HeaderFooterLinkToPrevious	toggleButton	Link to Previous
OutlineShowFirstLineOnly	checkBox	Show First Line Only
OutlineShowTextFormatting	checkBox	Show Text Formatting
FontDialog	button	Font...
StylesDialogClassic	button	Edit Cell Styles
FootnoteInsert	button	Insert Footnote
MicrosoftExcel	button	Microsoft Excel
MicrosoftAccess	button	Microsoft Access
MicrosoftPowerPoint	button	Microsoft Office PowerPoint
MicrosoftPublisher	button	Microsoft Publisher
MicrosoftProject	button	Microsoft Project
ViewPrintLayoutView	toggleButton	Print Layout
FieldCodes	toggleButton	View Field Codes
DropCapOptionsDialog	button	Drop Cap Options...
Strikethrough	toggleButton	Strikethrough
TextSmallCaps	toggleButton	Small Caps
CellsDelete	button	Delete Cells...
TableRowsDelete	button	Delete Rows
TableColumnsDelete	button	Delete Columns
CellsInsertDialog	button	Insert Cells...
TableRowsInsertWord	button	Insert Rows
WindowsArrangeAll	button	Arrange All
MarginsAdjust	button	Adjust Margins
ViewGridlinesWord	checkBox	View Gridlines
SubdocumentOpen	button	Open Subdocument
WindowSplit	button	Split
WindowNew	button	New Window

<b>idMso</b>	<b>Control Type</b>	<b>Label</b>
ReviewAcceptOrRejectChangeDialog	button	Accept/Reject Changes
TextAllCaps	toggleButton	All Caps
PictureDisassemble	button	Disassemble Picture
ChangeCaseDialogClassic	button	Change Case...
FontSizeDecrease1Point	button	Shrink Font 1 Pt
FontSizeIncrease1Point	button	Grow Font 1 Pt
Repaginate	button	Repaginate
ReplaceDialog	button	Replace...
StartOfLine	button	Start of Line
EndOfLine	button	End of Line
PagePrevious	button	Previous Page
PageNext	button	Next Page
StartOfDocument	button	Start of Document
EndOfDocument	button	End of Document
Grammar	button	Grammar...
FileCloseOrCloseAll	button	Close
TextToOrFromTable	button	Text to/from Table
TableRowsOrColumnsOrCellsInsert	button	Insert Table
TableRowsOrColumnsOrCellsDelete	button	Delete Rows/Columns/Cells
RedoOrRepeat	button	Redo
ProtectOrUnprotectDocument	button	Protect Document
FrameInsertOrFormat	button	Insert Frame
ObjectsRegroup	button	Regroup
AutoFormatChange	button	Tip Wizard 6
AddressBook	button	Address Book...
Reply	button	Reply
ReplyAll	button	Reply to All
Forward	button	Forward
MailMove	button	Move Mail



<b>idMso</b>	<b>Control Type</b>	<b>Label</b>
MailDelete	button	Delete Mail
MessagePrevious	button	Previous Item
MessageNext	button	Next Item
MailSelectNames	button	Select Names...
AsianLayoutCharacterScaling	menu	Character Scaling
ShapeScribble	toggleButton	Scribble
PrintSetupDialog	button	Print Setup...
RowHeight	button	Row Height...
ColumnWidth	button	Column Width...
OleObjectctInsert	button	Object...
Cancel	button	Cancel
FindNext	button	Find Next
PasteDuplicate	button	Duplicate
ClipArtInsert	toggleButton	Clip Art...
ParagraphSpacingIncrease	button	Increase Paragraph Spacing
ParagraphSpacingDecrease	button	Decrease Paragraph Spacing
OrganizationChartInsert	button	Organization Chart
CombineCharacters	toggleButton	Yoko-Gumi
DoubleStrikethrough	toggleButton	Double Strikethrough
PictureCrop	toggleButton	Crop
ViewOutlineView	toggleButton	Outline
FileCloseAll	button	Close All
FileSaveAs	button	Save As
SaveAll	button	Save All
AdvancedFileProperties	button	View Document Properties...
DocumentTemplate	button	Document Template
CopyAsPicture	button	Copy as Picture...
PasteSpecialDialog	button	Paste Special...

<b>idMso</b>	<b>Control Type</b>	<b>Label</b>
SelectAll	button	Select All
GoTo	button	Go To...
BookmarkInsert	button	Bookmark...
FileLinksToFiles	button	Edit Links to Files
ViewOnlineLayoutViewClassic	button	Online Layout
FootnotesEndnotesShow	button	Show Notes
BreakInsertDialog	button	Break
DateAndTimeInsert	button	Date & Time...
NumberInsert	button	Number...
FieldInsert	button	Field...
FormField	button	Form Field...
CaptionInsert	button	Insert Caption...
CrossReferenceInsert	button	Cross-reference...
IndexAndTables	button	Index and Tables
TextFromFileInsert	button	Text from File...
ParagraphDialog	button	Paragraph...
TabsDialog	button	Tabs...
BordersShadingDialog	button	Borders and Shading...
TextDirectionOptionsDialog	button	Text Direction Options...
BulletsAndNumberingBulletsDialog	button	Bullets and Numbering...
StyleGalleryDialog	button	Style Gallery...
FrameDialog	button	Frame...
SetLanguage	button	Set Language...
WordCount	button	Word Count...
AutoCorrect	button	AutoCorrect Options...
EnvelopesAndLabels	button	Envelope & Label Wizard
LabelsDialog	button	Labels...
MergeCells	button	Merge Cells
SplitCells	button	Split Cells...

<b>idMso</b>	<b>Control Type</b>	<b>Label</b>
TableRowSelect	button	Select Row
TableColumnSelect	button	Select Column
TableSelect	button	Select Table
TableCellHeightWidth	button	Cell Height and Width...
TableRepeatHeaderRows	toggleButton	Repeat Header Rows
ConvertTextToTable	button	Convert Text to Table...
TableFormulaDialog	button	Formula...
TableSplitTable	button	Split Table
ShowClipboard	button	Office Clipboard...
NumberingSkip	button	Skip Numbering
KeyboardCustomization	button	Customize Keyboard...
ShowAllHeadings	button	All
ImeDictionaryUpdate	button	Update IME Dictionary...
OutlookTaskCreate	button	Create Microsoft Office Outlook Task
WindowMinimize	button	Minimize
WindowRestore	button	Restore
WindowClose	button	Close
WindowMove	button	Move
WindowSize	button	Size
WindowNext	button	Next Window
ClearFormats	button	Clear Formats
OK	button	OK
ClosePane	button	Close
PrintPreviewClose	button	Close Print Preview
HeaderFooterClose	button	Close Header and Footer
ZoomDialog	button	Zoom...
About	button	About
SortDialogClassic	button	Sort...
ConvertTableToText	button	Convert to Text...

<b>idMso</b>	<b>Control Type</b>	<b>Label</b>
ExchangeFolder	button	Exchange Folder...
ChartEditDataSource	button	Select Data...
WindowMoreWindowsDialog	toggleButton	More Windows...
ObjectEditDialog	button	Object...
ObjectFormatDialog	button	Object...
AutoTextCreate	button	Create AutoText...
ContentsAndIndex	button	Contents and Index
Help	button	Help
FontColorMoreColorsDialog	button	More Colors...
WebGoBack	button	Back
WebGoForward	button	Forward
AddToFavorites	button	Add to Favorites...
BrowsePrevious	button	Previous
BrowseNext	button	Next
SmartArtInsert	button	SmartArt...
ShapeRerouteConnectors	toggleButton	Reroute Connectors
ObjectNudgeUp	button	Up
ObjectNudgeDown	button	Down
ObjectNudgeLeft	button	Left
ObjectNudgeRight	button	Right
ShapeCurve	toggleButton	Curve
ShapeStraightConnector	toggleButton	Straight Connector
ShapeElbowConnector	toggleButton	Elbow Connector
ObjectFillMoreColorsDialog	button	More Fill Colors...
ObjectBorderOutlineColorMoreColorsDialog	button	More Outline Colors...
OutlineLinePatternFill	button	Pattern...
LineStylesDialog	button	More Lines...
ArrowsMore	button	More Arrows...
WordArtVerticalText	toggleButton	Vertical Text

<b>idMso</b>	<b>Control Type</b>	<b>Label</b>
WordArtEvenTextHeightClassic	toggleButton	Even Height
ContrastMore	button	More Contrast
ContrastLess	button	Less Contrast
BrightnessMore	button	More Brightness
BrightnessLess	button	Less Brightness
ShadowNudgeUpClassic	button	Nudge Shadow Up
ShadowNudgeDownClassic	button	Nudge Shadow Down
ShadowNudgeLeftClassic	button	Nudge Shadow Left
ShadowNudgeRightClassic	button	Nudge Shadow Right
ObjectShadowColorMoreColorsDialog	button	More Shadow Colors...
_3DEffectColorPickerMoreClassic	button	More 3-D Colors...
TextAlignLeft	toggleButton	Left Align
TextAlignCenter	toggleButton	Center
ShapeRectangle	toggleButton	Rectangle
ShapeRoundedRectangle	toggleButton	Rounded Rectangle
ShapeIsoscelesTriangle	toggleButton	Isosceles Triangle
ShapeOval	toggleButton	Oval
ShapeLeftBrace	toggleButton	Left Brace
ShapeRightBrace	toggleButton	Right Brace
ShapeArc	toggleButton	Arc
ShapeRightArrow	toggleButton	Right Arrow
ShapeDownArrow	toggleButton	Down Arrow
ShapeRoundedRectangularCallout	toggleButton	Rounded Rectangular Callout
ShapeStar	toggleButton	5-Point Star
TextAlignRight	toggleButton	Right Align
TextAlignLetterJustify	toggleButton	Letter Justify
TextAlignWordJustify	toggleButton	Word Justify
TextAlignStretchJustify	toggleButton	Stretch Justify
WordArtSpacingVeryTight	toggleButton	Very Tight

<b>idMso</b>	<b>Control Type</b>	<b>Label</b>
WordArtSpacingTight	toggleButton	Tight
WordArtSpacingNormal	toggleButton	Normal
WordArtSpacingLoose	toggleButton	Loose
WordArtSpacingVeryLoose	toggleButton	Very Loose
WordArtSpacingKernCharacterPairs	toggleButton	Kern Character Pairs
PictureReset	button	Reset Picture
TextWrappingSquare	toggleButton	Square
TextWrappingTight	toggleButton	Tight
TextWrappingNoneClassic	toggleButton	None
TextWrappingEditWrapPoints	toggleButton	Edit Wrap Points
_3DEffectsOnOffClassic	toggleButton	3-D On/Off
_3DTiltDownClassic	button	Tilt Down
_3DTiltUpClassic	button	Tilt Up
_3DTiltLeftClassic	button	Tilt Left
_3DTiltRightClassic	button	Tilt Right
_3DExtrusionPerspectiveClassic	toggleButton	Perspective
_3DExtrusionParallelClassic	toggleButton	Parallel
_3DLightingFlatClassic	toggleButton	Bright
_3DLightingNormalClassic	toggleButton	Normal
_3DLightingDimClassic	toggleButton	Dim
ObjectEditText	button	Edit Text
PictureFormatDialog	button	Picture...
ViewVisualBasicCode	button	View Code
DrawingNewClassic	button	New Drawing
WebOpenInNewWindow	button	Open in New Window
HyperlinkCopy	button	Copy Hyperlink
HyperlinkInsert	button	Hyperlink...
HyperlinkEdit	button	Edit Hyperlink...
HyperlinkSelect	button	Select Hyperlink

<b>idMso</b>	<b>Control Type</b>	<b>Label</b>
ReviewNewComment	button	New Comment
ReviewPreviousComment	button	Previous
ReviewNextComment	button	Next
ReviewDeleteComment	button	Delete
ReviewShowAllComments	button	Show All Comments
DesignMode	toggleButton	Design Mode
WordArtInsertDialogClassic	button	WordArt Gallery
FormFieldProperties	button	Properties
FullScreenViewClassic	button	Full Screen
AutoScroll	button	Auto Scroll
MasterDocumentExpandOrCollapseSubdocuments	toggleButton	Expand/Collapse Subdocuments
VisualBasic	button	Visual Basic
BordersAll	toggleButton	All Borders
AutoSummarize	button	Auto Summarize
ViewDocumentMap	checkBox	Document Map
ReviewAcceptChange	button	Accept Change
ReviewRejectChange	button	Reject Change
TableDrawBorderPenStyle	dropDown	Pen Style
AutoSummaryExitView	button	Close
Font	comboBox	Font:
WhoIs	button	Who Is...
FontSize	comboBox	Font Size:
StyleGalleryClassic	comboBox	Style:
ZoomClassic	button	Zoom:
DocumentLocation	comboBox	Address:
MessageHeaderToggle	button	Message Header
BorderInsideHorizontal	toggleButton	Inside Horizontal Border
BorderInsideVertical	toggleButton	Inside Vertical Border
BorderDiagonalDown	toggleButton	Diagonal Down Border

<b>idMso</b>	<b>Control Type</b>	<b>Label</b>
BorderDiagonalUp	toggleButton	Diagonal Up Border
TextDirectionLeftToRight	toggleButton	Left-to-Right
TextDirectionRightToLeft	toggleButton	Right-to-Left
ActiveXCheckBox	button	Check Box
ActiveXTextBox	button	Text Box
ActiveXButton	button	Command Button
ActiveXRadioButton	button	Option Button
ActiveXListBox	button	List Box
ActiveXComboBox	button	Combo Box
ActiveXToggleButton	button	Toggle Button
ActiveXSpinButton	button	Spin Button
ActiveXScrollBar	button	Scroll Bar
ActiveXLabel	button	Label
ShadowSemitransparentClassic	toggleButton	Semitransparent Shadow
OleConvert	button	Convert...
ReviewTrackChanges	toggleButton	Track Changes
ReviewHighlightChanges	button	Highlight Changes...
ReviewEditComment	button	Edit Comment
TableDrawTable	toggleButton	Draw Table
TableEraser	toggleButton	Eraser
TableCellAlignTop	toggleButton	Align Top
TableCellAlignCenterVertically	toggleButton	Center Vertically
TableCellAlignBottom	toggleButton	Align Bottom
TableColumnsDistribute	button	Distribute Columns
TableRowsDistribute	button	Distribute Rows
ActiveXFrame	button	Frame
ActiveXImage	button	Image
WordArtEditTextClassic	button	Edit Text...
TableInsertCellsDialog	button	Insert Cells...



<b>idMso</b>	<b>Control Type</b>	<b>Label</b>
Organizer	button	Organizer
ShadowOnOrOffClassic	toggleButton	Shadow On/Off
ObjectSetShapeDefaults	button	Set AutoShape Defaults
ThesaurusClassic	button	Thesaurus...
MacroRecorderStop	button	Stop Recording
FileSendAsAttachment	button	E-mail
AutoSummaryViewByHighlight	toggleButton	Highlight/Show Only Summary
MasterDocument	button	Master Document
SystemInformation	button	Microsoft System Info
Overtyp	button	Overtyp
ExtendSelection	button	Extend Selection
Spike	button	Spike
SpikeInsert	button	Insert Spike
ChangeCase	button	Change Case
MoveText	button	Move Text
CopyText	button	Copy Text
AutoTextInsert	button	Insert AutoText
WindowOtherPane	button	Other Pane
WindowPrevious	button	Previous Window
FieldNext	button	Next Field
FieldPrevious	button	Previous Field
TableColumnSelectWord	button	Column Select
FieldCharactersInsert	button	Insert Field Chars
ListNumFieldInsert	button	Insert ListNum Field
FieldsUnlink	button	Unlink Fields
FieldsLock	button	Lock Fields
FieldsUnlock	button	Unlock Fields
UpdateSource	button	Update Source
HangingIndent	button	Hanging Indent

<b>idMso</b>	<b>Control Type</b>	<b>Label</b>
UnHang	button	Un Hang
HideText	button	Hidden
FontSpacingNormal	button	Normal Font Spacing
FontPositionNormal	button	Normal Font Position
ParagraphWidowOrphanControl	button	Para Widow Orphan Control
ParagraphKeepLinesTogether	button	Para Keep Lines Together
ParagraphKeepWithNext	toggleButton	Para Keep With Next
BreakParagraphPageBreakBefore	button	Para Page Break Before
ParagraphSpaceBeforeNone	button	No Space Before
ParagraphSpaceBefore	button	Space Before
ParagraphSpaceAddOrRemoveBefore	button	Add/Remove Space Before
ParagraphReset	button	Reset Para
PreviousEdit	button	Previous Edit
NextEdit	button	Next Edit
SaveTemplate	button	Save Template
PagePreviousWord	button	Previous Page
PageNextWord	button	Next Page
ObjectNext	button	Next Object
ObjectPrevious	button	Previous Object
FileConfirmConversions	button	File Confirm Conversions
MailMergeReceipientsUseExistingList	button	Use Existing List...
MailMergeOpenHeaderSource	button	Mail Merge Open Header Source
MailMergeQueryOptions	button	Query Options
MailMergeRuleIfThenElse	button	Mail Merge Insert If
MailMergeRuleMergeRecordNumber	button	Mail Merge Insert Merge Rec
MailMergeRuleMergeSequenceNumber	button	Mail Merge Insert Merge Seq
MailMergeRuleNextRecord	button	Mail Merge Insert Next

<b>idMso</b>	<b>Control Type</b>	<b>Label</b>
MailMergeRuleNextRecordIf	button	Mail Merge Insert Next If
MailMergeRuleSkipRecordIf	button	Mail Merge Insert Skip If
MailMergeRuleFillIn	button	Mail Merge Insert Fill In
MailMergeRuleAsk	button	Mail Merge Insert Ask
MailMergeRuleSetBookmark	button	Mail Merge Insert Set
MailMergeReset	button	Mail Merge Reset
MailMergeCreateDataSource	button	Mail Merge Create Data Source
MailMergeCreateHeaderSource	button	Mail Merge Create Header Source
GoToPreviousSection	button	Go To Previous Section
GoToNextSection	button	Go To Next Section
GoToPreviousPage	button	Go To Previous Page
GoToNextPage	button	Go To Next Page
FootnotePreviousWord	button	Previous Footnote
FootnoteNextWord	button	Next Footnote
EndnotePreviousWord	button	Previous Endnote
EndnoteNextWord	button	Next Endnote
ObjectActivate	button	Activate Object
TableAutoFormatUpdate	button	Table Update AutoFormat
DraftViewClassic	button	View Draft
NormalViewHeaderArea	button	Normal View Header Area
SectionBreakInsert	button	Insert Section Break
EndnoteInsertWord	button	Insert Endnote
FootnotesConvertAll	button	Edit Convert All Footnotes
EndnotesConvertAll	button	Edit Convert All Endnotes
SwapAllNotes	button	Edit Swap All Notes
InsertEnSpace	button	Insert En Space
InsertEmSpace	button	Insert Em Space
IndexMarkEntry	button	Mark Entry...

<b>idMso</b>	<b>Control Type</b>	<b>Label</b>
AutoMarkIndexEntries	button	Auto Mark Index Entries
CitationMark	button	Mark Citation...
TableOfAuthoritiesEditCategory	button	Edit TOA Category
IndexInsert	button	Insert Index...
TableOfContentsDialog	button	Insert Table of Contents...
TableOfContentsMarkEntry	button	Mark Entry
TableOfFiguresInsert	button	Insert Table of Figures...
TableOfAuthoritiesInsert	button	Insert Table of Authorities...
DrawingUnselect	button	Draw Unselect
DrawingSelectNext	button	Draw Select Next
DrawingSelectPrevious	button	Draw Select Previous
TextBoxLinkCreate	button	Create Link
TextBoxLinkBreak	button	Break Link
TextBoxNextLinked	button	Next Text Box
TextBoxPreviousLinked	button	Previous Text Box
FormatSectionLayout	button	Format Section Layout
StylesRedefineStyle	button	Redefine Style
Heading1Apply	button	Apply Heading 1
Heading2Apply	button	Apply Heading 2
Heading3Apply	button	Apply Heading 3
ListBulletApply	button	Apply List Bullet
TextBoxConvertToFrame	button	Convert Text Box To Frame
ListPromote	button	Promote List
ListDemote	button	Demote List
NextMisspeling	button	Next Misspelling
HyphenationManual	button	Manual
BulletsAndNumberingClassic	button	Tools Bullets Numbers
CompareAndCombine	button	Compare & Combine

<b>idMso</b>	<b>Control Type</b>	<b>Label</b>
Calculate	button	Tools Calculate
KeyboardCustomizationWord	button	Tools Customize Keyboard Shortcut
ListCommands	button	List Commands
PrintOptionsMenuWord	button	Options
SpellingRecheckDocument	button	Tools Spelling Recheck Document
ReviewChangeUserName	button	Change User Name...
AutoFormatOptions	button	Tools Options AutoFormat
AutoFormatAsYouType	button	Tools Options AutoFormat As You Type
MailMergeConvertChevrons	button	Mail Merge Convert Chevrons
MailMergeAskToConvertChevrons	button	Mail Merge Ask To Convert Chevrons
ControlRun	button	Control Run
ShrinkSelection	button	Shrink Selection
StyleNormal	button	Normal Style
TableCellNext	button	Next Cell
TableCellPrevious	button	Previous Cell
StartOfRow	button	Start Of Row
EndOfRow	button	End Of Row
StartOfColumn	button	Start Of Column
EndOfColumn	button	End Of Column
WindowMinimizeAll	button	Minimize All
WindowMaximizeAll	button	Maximize All
WindowRestoreAll	button	Restore All
FieldClick	button	Do Field Click
SelectCurrentFont	button	Select Cur Font
SelectCurrentAlignment	button	Select Cur Alignment
SelectCurrentSpacing	button	Select Cur Spacing
SelectCurrentIndent	button	Select Cur Indent

<b>idMso</b>	<b>Control Type</b>	<b>Label</b>
SelectCurrentTabs	button	Select Cur Tabs
SelectCurrentColor	button	Select Cur Color
FramesRemove	button	Remove Frames
MenuMode	button	Menu Mode
PageNumberFormat	button	Format Page Numbers...
Zoom200	button	View Zoom200
Zoom75	button	View Zoom75
AddressFontsFormat	button	Format Addr Fonts
ReturnAddressFormatFontDialog	button	Format Ret Addr Fonts
FileLocations	button	Tools Options File Locations
CreateDirectoryClassic	button	Tools Create Directory
TableOfContentsUpdateClassic	button	Update Table of Contents...
FootnoteSeparatorWord	button	View Footnote Separator
FootnoteContinuationSeparator	button	View Footnote Cont Separator
FootnoteContinuationNotice	button	View Footnote Cont Notice
EndnoteSeparator	button	View Endnote Separator
EndnoteContinuationSeparator	button	View Endnote Cont Separator
EndnoteContinuationNotice	button	View Endnote Cont Notice
AutoCaptionInsert	button	Insert Auto Caption
CaptionInsertWord	button	Insert Add Caption
InsertCaptionNumbering	button	Insert Caption Numbering
AutoCorrectReplaceText	button	Tools AutoCorrect Replace Text
AutoCorrectInitialCaps	button	Tools AutoCorrect Initial Caps
AutoCorrectSentenceCaps	button	Tools AutoCorrect Sentence Caps
AutoCorrectDays	button	Tools AutoCorrect Days
AutoCorrectSmartQuotes	button	Tools AutoCorrect Smart

<b>idMso</b>	<b>Control Type</b>	<b>Label</b>
		Quotes
AutoCorrectCapsLockOff	button	Tools AutoCorrect Caps Lock Off
AutoCorrectExceptions	button	Tools AutoCorrect Exceptions
WindowSizeAll	button	Size All
WindowMoveAll	button	Move All
ConnectToNetworkDrive	button	Connect
GoToAnnotationScope	button	Goto Annotation Scope
FontSubstitution	button	Font Substitution
ScreenRefresh	button	Screen Refresh
CharacterLeft	button	Char Left
CharacterRight	button	Char Right
WordLeft	button	Word Left
WordRight	button	Word Right
ExtendSelectionLeft	button	Sent Left
ExtendSelectionRight	button	Sent Right
ParagraphUp	button	Para Up
ParagraphDown	button	Para Down
LineUp	button	Line Up
LineDown	button	Line Down
CharacterLeftExtend	button	Char Left Extend
CharacterRightExtend	button	Char Right Extend
WordLeftExtend	button	Word Left Extend
WordRightExtend	button	Word Right Extend
ExtendSelectionLeftSentence	button	Sent Left Extend
ExtendSelectionRightSentence	button	Sent Right Extend
ParagraphUpExtend	button	Para Up Extend
ParagraphDownExtend	button	Para Down Extend
LineUpExtend	button	Line Up Extend
LineDownExtend	button	Line Down Extend

<b>idMso</b>	<b>Control Type</b>	<b>Label</b>
PageUpExtend	button	Page Up Extend
PageDownExtend	button	Page Down Extend
StartOfLineExtend	button	Start Of Line Extend
EndOfLineExtend	button	End Of Line Extend
StartOfWindowExtend	button	Start Of Window Extend
EndOfWindowExtend	button	End Of Window Extend
StartOfDocumentExtend	button	Start Of Doc Extend
EndOfDocumentExtend	button	End Of Doc Extend
SymbolFont	button	Symbol Font
GrammarSettingsDialog	button	Tools Gram Settings
FileNewDefault	button	New
FilePrintQuick	button	Quick Print
SpellingAndGrammar	button	Spelling & Grammar
ReviewPreviousChangeClassic	button	Previous Change
ReviewNextChangeClassic	button	Next Change
MessageProperties	button	Properties
PictureInsertFromFile	button	Picture...
TableDrawBorderPenWeight	dropDown	Pen Weight
TableShowGridlines	toggleButton	View Gridlines
ShapeStraightConnectorArrow	toggleButton	Straight Arrow Connector
ShapeElbowConnectorArrow	toggleButton	Elbow Arrow Connector
HyperlinkOpen	button	Open Hyperlink
TextWrappingTopAndBottom	toggleButton	Top and Bottom
TextWrappingThrough	toggleButton	Through
MacroRecordOrStop	button	Record Macro / Stop Recorder
AutoManager	button	AutoManager...
EndnoteOrFootnoteConvert	button	Convert Endnote/Footnote
FootnoteSeparatorReset	button	Reset
PasteAsHyperlink	button	Paste as Hyperlink



<b>idMso</b>	<b>Control Type</b>	<b>Label</b>
ProofingOptions	button	Options...
ParagraphDistributed	toggleButton	Distributed
HyphenationOptions	button	Hyphenation Options...
TableRowsOrColumnsDistribute	button	Distribute Rows/Columns
MergeOrSplitCells	button	Merge/Split Cells
ReviewJapaneseConsistencyChecker	button	Japanese Consistency Checker...
AutoSummaryResummarize	button	Resummarize
AutoSummaryUpdateProperties	button	Update Properties
DeleteWord	button	Delete Word
DeleteWordBack	button	Delete Back Word
CharacterFormattingReset	button	Reset Character Formatting
HeadingNumbers	button	Heading Numbers
PictureSetTransparentColor	toggleButton	Set Transparent Color
PageColorMoreColorsDialog	button	More Colors...
PageColorFillEffects	button	Fill Effects...
BorderTopWord	toggleButton	Top Border
BorderBottomWord	toggleButton	Bottom Border
BorderLeftWord	toggleButton	Left Border
BorderRightWord	toggleButton	Right Border
TextDirection	button	Text Direction
FieldsManage	button	Manage
FileSaveAsHtml	button	Save as HTML...
SortAscendingWord	button	Sort Ascending
SortDescendingWord	button	Sort Descending
FrameInsertHorizontal	button	Horizontal Frame
FieldCodesToggle	button	Toggle Field Codes
GoToFootnote	button	Go to Footnote
GoToEndnote	button	Go to Endnote

<b>idMso</b>	<b>Control Type</b>	<b>Label</b>
SpellingHideErrors	toggleButton	Hide Spelling Errors
GrammarHideErrors	toggleButton	Hide Grammar Errors
Dictionary	button	Dictionary
SummaryInformation	button	Summary Information...
FootnoteEndnoteOptions	button	Footnote/Endnote Options
UnderlineDotted	toggleButton	Dotted Underline
NumberingRemove	button	Remove Numbering
PictureEditClassic	button	Picture
GoToStartOfWindow	button	Start of Window
GoToEndOfWindow	button	End of Window
AutoCorrectHECorrect	button	HECorrect
FileSendToPowerPoint	button	Send to Microsoft Office PowerPoint
FormatObjectDialogClassic	button	AutoShape...
AutoFormatNow	button	AutoFormat...
DataFormWord	button	Data Form
BulletListDefault	button	Tools Bullet List Default
NumberListDefault	button	Tools Number List Default
OutlineNumberDefault	button	Format Outline Number Default
FormatNumberDefault	button	Format Number Default
TableOfContentsRebuild	button	Rebuild Table of Contents
FootnoteEndnoteDialog	button	Footnote and Endnote Dialog...
TableInsertDialogWord	button	Insert Table...
FormFieldClear	button	Clear Form Field
ObjectBringInFrontOfText	button	Bring in Front of Text
ObjectSendBehindText	button	Send Behind Text
PageBreakInsertWord	button	Page Break
BordersShadingDialogWord	button	Borders and Shading...
TextBoxWordClassic	button	Text Box

<b>idMso</b>	<b>Control Type</b>	<b>Label</b>
IndentIncreaseWord	button	Increase Indent
IndentDecreaseWord	button	Decrease Indent
SelectObjects	button	Select Objects
Callout	button	Callout
ReplaceWithAutoText	button	Replace with AutoText
LinkToPreviousClassic	button	Link to Previous
HangulHanjaConversion	button	Hangul Hanja Conversion...
HeaderSourceEdit	button	Edit Header Source
IndentIncrease	button	Increase Indent
IndentDecrease	button	Decrease Indent
AsianLayoutFitText	button	Fit Text...
AsianLayoutPhoneticGuide	button	Phonetic Guide...
AsianLayoutCombineCharacters	button	Combine Characters...
JapanesePostcardDialog	button	Japanese Postcard...
CharacterBorder	toggleButton	Character Border
CharacterShading	toggleButton	Character Shading
ViewWebLayoutView	toggleButton	Web Layout
PasteAlternative	button	Paste Table
PasteAsNestedTable	button	Paste as Nested Table
HyperlinkRemove	button	Remove Hyperlink
MacroSecurity	button	Macro Security
HorizontalLineInsert	button	Horizontal Line
WebPagePreview	button	Web Page Preview
RightToLeftRun	button	Rtl Run
LeftToRightRun	button	Ltr Run
BoldRun	button	Bold Run
ItalicRun	button	Italic Run
TableSelectCell	button	Select Cell
TableDelete	button	Delete Table

<b>idMso</b>	<b>Control Type</b>	<b>Label</b>
TableRowsInsertAboveWord	button	Insert Above
TableRowsInsertBelowWord	button	Insert Below
TableColumnsInsertLeft	button	Insert Left
TableColumnsInsertRight	button	Insert Right
TablePropertiesDialog	button	Properties...
TableOptionsDialog	button	Cell Margins...
TableCellOptions	button	Cell Options...
SendCopySendNow	button	Send Now
SendCopySelectNames	button	Select Names
SendCopyCheckNames	button	Check Names
SendCopyAddressBookTo	button	To: Focus
SendCopyAddressBookCc	button	CC: Focus
SendCopyAddressBookBcc	button	Bcc: Focus
SendCopyFocusSubject	button	Subject Focus
SendCopyOptions	button	Mail Options
SendCopyFlag	button	Mail Flag
SendCopySaveAttachment	button	Save Mail Attachments
FileCloseOrExit	button	Close or Exit
ImeReconvert	button	Reconvert
SendCopySendToMailRecipient	toggleButton	Mail Recipient
TableOfContentsInFrame	button	Table of Contents in Frame
SetLanguageMenu	comboBox	Language
TableWrapping	button	Table Wrapping
EmailOptions	button	E-mail Options...
ComAddInsDialog	button	COM Add-Ins...
SignaturesStationeryDialog	button	Signatures...
FramePropertiesDialog	button	Frame Properties...
OfficeOnTheWeb	button	Microsoft Office Online
PictureBulletsInsert	button	Picture Bullets...

<b>idMso</b>	<b>Control Type</b>	<b>Label</b>
FileNewWebPage	button	New Web Page
FileNewBlankDocument	button	New Blank Document
FileNewDialogClassic	button	New Document or Template...
FileSaveAsWebPage	button	Save as Web Page...
HorizontalLineInsertClassic	button	Horizontal Line...
WebOptionsDialog	button	Web Options...
FramesNewFramesPageWizard	button	New Frames Page
FrameCreateAbove	button	New Frame Above
FrameCreateBelow	button	New Frame Below
FrameCreateLeft	button	New Frame Left
FrameCreateRight	button	New Frame Right
FrameDelete	button	Delete Frame
EastAsianEditingMarks	toggleButton	Show/Hide Editing Marks
TableAutoFitContents	button	AutoFit Contents
TableAutoFitWindow	button	AutoFit Window
TableAutoFitFixedColumnWidth	button	Fixed Column Width
TableCellAlignTopLeft	toggleButton	Align Top Left
TableCellAlignTopCenter	toggleButton	Align Top Center
TableCellAlignTopRight	toggleButton	Align Top Right
TableCellAlignMiddleLeft	toggleButton	Align Center Left
TableCellAlignMiddleCenter	toggleButton	Align Center
TableCellAlignMiddleRight	toggleButton	Align Center Right
TableCellAlignBottomLeft	toggleButton	Align Bottom Left
TableCellAlignBottomCenter	toggleButton	Align Bottom Center
TableCellAlignBottomRight	toggleButton	Align Bottom Right
WebControlCheckBox	button	Checkbox
WebControlOptionButton	button	Option Button
WebControlDropDownBox	button	Drop-Down Box
WebControlListBox	button	List Box

<b>idMso</b>	<b>Control Type</b>	<b>Label</b>
WebControlTextBox	button	Textbox
WebControlTextArea	button	Text Area
WebControlSubmit	button	Submit
WebControlSubmitWithImage	button	Submit with Image
WebControlReset	button	Reset
WebControlHidden	button	Hidden
WebControlPassword	button	Password
UnderlineColorMoreColorsDialog	button	More Colors...
ChineseTranslationDialog	button	Translate with Options...
TableInsertMultidiagonalCell	button	Insert Multidiagonal Cell...
AsianLayoutHorizontalInVertical	button	Horizontal in Vertical...
AsianLayoutTwoLinesInOne	button	Two Lines in One...
AsianLayoutCharactersEnclose	button	Enclose Characters...
EnvelopeChineseDialog	button	Chinese Envelope...
ObjectsMultiSelect	button	Select Multiple Objects
TranslateToTraditionalChinese	button	Traditional
TextWrappingBehindText	toggleButton	Behind Text
TextWrappingInFrontOfText	toggleButton	In Front of Text
WatermarkCustomDialog	button	Custom Watermark...
FrameSaveCurrentAs	button	Save Current Frame As...
TranslateToSimplifiedChinese	button	Simplified
WebDesignMode	toggleButton	Web Design Mode
ViewMasterDocumentViewClassic	button	Master Document Tools
WhiteSpaceBetweenPagesShowHide	button	White Space Between Pages
EditField	button	Edit Field...
WordCountRecount	button	Recount
StylesModifyStyle	button	Modify Style
StyleByExample	button	Style by Example
CssLinksEdit	button	Edit CSS Links

<b>idMso</b>	<b>Control Type</b>	<b>Label</b>
StylesPane	button	Styles...
DeleteStyle	button	Delete Style
StylesRenameStyle	button	Rename Style
SelectNumber	button	Select Number
NumberingRestart	button	Restart Numbering
DrawingCanvasInsert	button	New Drawing Canvas
DiagramRadialInsertClassic	button	Radial Diagram
DiagramCycleInsertClassic	button	Cycle Diagram
DiagramPyramidInsertClassic	button	Pyramid Diagram
DiagramTargetInsertClassic	button	Target Diagram
DiagramVennDiagramInsertClassic	button	Venn Diagram
DiagramChangeToRadialClassic	button	Radial
DiagramChangeToCycleClassic	button	Cycle
DiagramChangeToTargetClassic	button	Target
DiagramChangeToVennDiagramClassic	button	Venn
CopyPasteSettings	button	Copy & paste settings...
PasteByAppendingTable	button	Paste by Appending Table
OrganizationChartInsertAssistant	button	Assistant
OrganizationChartInsertCoworker	button	Coworker
OrganizationChartInsertSubordinate	button	Subordinate
OrganizationChartDeleteNode	button	Delete
DrawingCanvasFit	button	Fit
DrawingCanvasResize	button	Resize
LabelOptions	button	Label Options...
SendCopySetup	button	Envelope Setup...
MailMergeMergeToEMail	button	Send E-mail Messages...
MailMergeMergeToFax	button	Merge to Fax
MailMergeCreateList	button	Type New List...
MailMergeEditList	button	Edit Mail Merge List

<b>idMso</b>	<b>Control Type</b>	<b>Label</b>
DrawingCanvasExpand	button	Expand
ActivateProduct	button	Activate Product...
TextWrappingInLineWithText	toggleButton	In Line with Text
ConsistencyCheck	button	Consistency Check...
SelectTextWithSimilarFormatting	button	Select Text with Similar Formatting
ReviewSendForReview	button	Send for Review...
WebComponent	button	Web Component...
DiagramChangeToPyramidClassic	button	Pyramid
DiagramShapeMoveBackwardClassic	button	Move Shape Backward
DiagramShapeMoveForwardClassic	button	Move Shape Forward
CharacterCodeToggle	button	Toggle Character Code
SmartTagOptions	button	Tools Options Smart Tag
SendCopyFocusIntroduction	button	Introduction Focus
StylesStyleVisibility	button	Style Visibility
DiagramStylesClassic	button	Diagram Styles...
MailMergeHighlightMergeFields	toggleButton	Highlight Merge Fields
MailMergeWizard	toggleButton	Step by Step Mail Merge Wizard...
OrganizationChartAutoLayout	toggleButton	AutoLayout
OrganizationChartSelectLevel	button	Level
OrganizationChartSelectBranch	button	Branch
OrganizationChartSelectAllAssistants	button	All Assistants
OrganizationChartSelectAllConnectors	button	All Connectors
MailMergeJapaneseGreetingInsert	button	Greeting...
MailMergeJapaneseGreetingJapaneseOpeningSentenceInsert	button	Opening...
MailMergeJapaneseGreetingClosingSentenceInsert	button	Closing...
RevealFormatting	button	Reveal Formatting...
DiagramReverseClassic	button	Reverse
DiagramAutoLayoutClassic	toggleButton	AutoLayout



<b>idMso</b>	<b>Control Type</b>	<b>Label</b>
TextBoxAutosize	button	Autosize textbox
TranslationPane	button	Translate...
GoToTableOfContents	button	Go to TOC
TableOfContentsUpdate	button	Update Table...
OutlineLevelGallery	dropDown	Outline Level
OutlineShowLevel	dropDown	Show Level:
NumberingContinue	button	Continue Numbering
FileCheckOut	button	Check Out
FileCheckIn	button	Check In
OrganizationChartLayoutStandard	toggleButton	Standard
OrganizationChartLayoutBothHanging	toggleButton	Both Hanging
OrganizationChartLayoutLeftHanging	toggleButton	Left Hanging
OrganizationChartLayoutRightHanging	toggleButton	Right Hanging
ReviewShowReviewersMenu	menu	Reviewers
ReviewReplyWithChanges	button	Reply with Changes...
ReviewEndReview	button	End Review...
NormalizeText	button	Normalize text
StylesStyleSeparator	button	Style Separator
SpeakLearnFromDocument	button	Learn from Document...
PictureEditWord	button	Edit Picture
OutlinePromoteToHeading	button	Promote to Heading 1
MicrosoftOutlook	button	Microsoft Outlook
ReviewShowComments	toggleButton	Comments
ReviewShowInsertionsAndDeletions	toggleButton	Insertions and Deletions
ReviewShowFormatting	toggleButton	Formatting
ReviewPreviousChange	button	Previous
ReviewNextChange	button	Next
ReviewReviewingPane	toggleButton	Reviewing Pane
ReviewAcceptAllChangesShown	button	Accept All Changes Shown

<b>idMso</b>	<b>Control Type</b>	<b>Label</b>
ReviewAcceptAllChangesInDocument	button	Accept All Changes in Document
ReviewRejectAllChangesShown	button	Reject All Changes Shown
ReviewRejectAllChangesInDocument	button	Reject All Changes in Document
ReviewDeleteAllCommentsShown	button	Delete All Comments Shown
ReviewDeleteAllCommentsInDocument	button	Delete All Comments in Document
ShowRepairs	button	Show Repairs
MailMergeMatchFields	button	Match Fields...
MailMergeAddressBlockInsert	button	Address Block...
MailMergeGreetingLineInsert	button	Greeting Line...
MailMergeMergeFieldInsert	button	Insert Merge Field
MailMergeRecipientsEditList	button	Edit Recipient List...
MailMergeEmailOptions	button	Mail Merge E-Mail Options
MailMergePrintOptions	button	Mail Merge Print Options
MailMergeFaxOptions	button	Mail Merge Fax Options
MailMergeMergeToNewDocumentOptions	button	Mail Merge to New Document Options
PicturesCompress	button	Compress Pictures...
Security	button	Security
TableAutoFormatStyle	button	Table AutoFormat...
MailMergeEditAddressBlock	button	Edit Address Block...
MailMergeEditGreetingLine	button	Edit Greeting Line...
MailMergeFindRecipient	button	Find Recipient...
FormFieldReset	button	Reset Form Fields
MailMergeUpdateLabels	button	Update Labels
DiagramFitToContentsClassic	button	Fit to Contents
DiagramResizeClassic	toggleButton	Resize
DiagramExpandClassic	button	Expand
OrganizationChartResize	button	Resize Organization Chart

<b>idMso</b>	<b>Control Type</b>	<b>Label</b>
AccountSettings	button	Account Settings...
MailMergeSetDocumentType	button	Main document setup
DiagramShapeInsertClassic	button	Insert Shape
OrganizationChartStyle	button	Style...
ReviewDisplayForReview	dropDown	Display for Review
DiagramAutoFormatClassic	button	Use AutoFormat
Translate	button	Translate...
ClearContentsWord	button	Contents
DrawingCanvasScale	button	Scale Drawing
ProtectDocument	toggleButton	Protect Document...
XmlViewStructure	button	View XML Structure
ReadingViewClose	button	Edit
ResearchPane	toggleButton	Research...
DocumentMapReadingView	button	Document Map
ReadingViewResearchPane	button	Research...
ReadingViewFontSizeIncrease	button	Increase Text Size
ReadingViewFontSizeDecrease	button	Decrease Text Size
ReadingViewShowPrintedPage	button	Show Printed Page
ViewRulerWord	checkBox	Ruler
FileInternetFax	button	Internet Fax
DocumentUpdatePane	button	Show Document Update Pane
ViewDocumentActionsPane	toggleButton	Document Actions
XmlToggleTagView	button	Toggle XML Tag View
InkDeleteAllInk	button	Delete All Ink
LookUp	button	Look Up
WindowSideBySide	toggleButton	View Side by Side
PrivacyOptionsDialog	button	Privacy Options...
FileVersionHistoryWord	button	View Version History
WindowSideBySideSynchronousScrolling	toggleButton	Synchronous Scrolling

<b>idMso</b>	<b>Control Type</b>	<b>Label</b>
WindowResetPosition	button	Reset Window Position
InkColorMoreColorsDialog	button	More Ink Colors...
XmlOptionsDialog	button	XML Options...
XmlTransformation	toggleButton	Transformation
StyleEnforcementSettings	button	Style Enforcement Settings
ContactUs	button	Contact Us...
FilePermissionUnrestricted	toggleButton	Unrestricted Access
FilePermissionDoNotDistribute	toggleButton	Restricted Access
FilePermissionView	button	View Permission
FilePermission	button	Permission
ReadingViewAllowMultiplePages	button	Allow Multiple Pages
ReadingViewStartInking	button	Ink
ReadingViewUnlockDocumentLayout	button	Unlock Document Layout
VoiceInsertInComment	button	Insert Voice
ViewThumbnails	checkBox	Thumbnails
Thesaurus	button	Thesaurus...
InkingStart	button	Start Inking
ReviewShowRevisionsInBalloons	toggleButton	Show Revisions in Balloons
ReviewShowRevisionsInline	toggleButton	Show All Revisions Inline
ReviewShowOnlyCommentsAndFormattingInBalloons	toggleButton	Show Only Comments and Formatting in Balloons
ReviewShowInkMarkup	toggleButton	Ink
CheckForUpdates	button	Check for Updates
ViewFullScreenReadingView	toggleButton	Full Screen Reading
InkCopyAsText	button	Copy Ink As Text
InkDrawingAndWriting	button	Ink Drawing and Writing
ReviewInkCommentPen	toggleButton	Pen
ReviewInkCommentEraser	toggleButton	Eraser
InkEraser	toggleButton	Eraser
SendCopyAttachmentOptions	button	Attachment Options

<b>idMso</b>	<b>Control Type</b>	<b>Label</b>
FilePermissionRestrictAs	button	Manage Credentials
ListSetNumberingValue	button	Set Numbering Value...
FileViewDigitalSignatures	toggleButton	View Signatures
FileWorkflowTasks	button	View Workflow Tasks
FileStartWorkflow	button	Workflows
SignatureLineInsert	button	Signature Line
BibliographyInsert	button	Insert Bibliography
BibliographyStyle	comboBox	Style:
CitationInsert	gallery	Insert Citation
BibliographyManageSources	button	Manage Sources...
BibliographyAddNewSource	button	Add New Source...
LabelInsert	button	Label
BarcodeInsert	button	Barcode
ReviewShowMarkupAreaHighlight	toggleButton	Markup Area Highlight
ChartStylesGallery	gallery	Quick Styles
ChartLayoutGallery	gallery	Quick Layout
ChartSaveTemplates	button	Save As Template
ChartAxisTitles	menu	Axis Titles
ChartAxes	menu	Axes
ChartGridlines	menu	Gridlines
ChartFormatSelection	button	Format Selection
ChartElementSelector	comboBox	Chart Elements
PageMarginsGallery	gallery	Margins
DropCapInsertGallery	gallery	Drop Cap
TabPictureToolsFormat	tab	Format
ShapesInsertGallery	gallery	Shapes
ShapeChangeShapeGallery	gallery	Change Shape
ShapeFillTextureGallery	gallery	Texture
ShapeStylesGallery	gallery	Quick Styles

<b>idMso</b>	<b>Control Type</b>	<b>Label</b>
PageOrientationGallery	gallery	Orientation
FileServerTasksMenu	menu	Server
FileSendMenu	menu	Send
TabInsert	tab	Insert
TabReferences	tab	References
TabMailings	tab	Mailings
TabReviewWord	tab	Review
TabView	tab	View
GroupFont	group	Font
GroupParagraph	group	Paragraph
GroupStyles	group	Styles
GroupProofing	group	Proofing
GroupInsertPages	group	Pages
GroupInsertIllustrations	group	Illustrations
GroupWordArtText	group	Text
GroupParagraphLayout	group	Paragraph
GroupCitationsAndBibliography	group	Citations & Bibliography
GroupFootnotes	group	Footnotes
GroupTableOfContents	group	Table of Contents
GroupMailMergeWriteInsertFields	group	Write & Insert Fields
GroupMailMergePreviewResults	group	Preview Results
GroupMailMergeFinish	group	Finish
GroupChangesTracking	group	Tracking
GroupComments	group	Comments
GroupChanges	group	Changes
GroupCompare	group	Compare
GroupPictureSize	group	Size
GroupTableAlignment	group	Alignment
GroupTextBoxText	group	Text

<b>idMso</b>	<b>Control Type</b>	<b>Label</b>
GroupArrange	group	Arrange
GroupShapeStyles	group	Shape Styles
GroupChartLayouts	group	Chart Layouts
GroupChartStyles	group	Chart Styles
GroupChartAxes	group	Axes
GroupChartShapes	group	Insert
GroupOrganizationChartShapeInsert	group	Insert
StylesManageStyles	button	Manage Styles
StylesStyleInspector	toggleButton	Style Inspector
ObjectEffectPresetGallery	gallery	Preset
PictureEffectsPresetGallery	gallery	Preset
_3DRotationGallery	gallery	3-D Rotation
TabSmartArtToolsDesign	tab	Design
TabSmartArtToolsFormat	tab	Format
TabChartToolsDesign	tab	Design
TabChartToolsLayout	tab	Layout
TabChartToolsFormat	tab	Format
ShapeFillColorPicker	gallery	Shape Fill
OutlineColorPicker	gallery	Picture Border
FileDocumentInspect	button	Inspect Document
QuickStylesGallery	gallery	Quick Styles
QuickStylesSets	gallery	Style Set
ClearFormatting	button	Clear Formatting
PanningHand	toggleButton	Panning Hand
BulletsGalleryWord	gallery	Bullets
NumberingGalleryWord	gallery	Numbering
GroupControls	group	Controls
GroupZoom	group	Zoom
ArrowStyleGallery	gallery	Arrows

<b>idMso</b>	<b>Control Type</b>	<b>Label</b>
OutlineDashesGallery	gallery	Dashes
OutlineWeightGallery	gallery	Weight
TabTableToolsLayout	tab	Layout
GroupPictureTools	group	Adjust
GroupSize	group	Size
ReviewTrackChangesMenu	splitButton	Track Changes
ReviewAcceptChangeMenu	splitButton	Accept
ReviewRejectChangeMenu	splitButton	Reject
ReviewBalloonsMenu	menu	Balloons
GroupTableRowsAndColumns	group	Rows & Columns
GroupTableData	group	Data
ObjectAlignMenu	menu	Align
ObjectRotateGallery	gallery	Rotate
SelectMenu	menu	Select
FontColorPicker	gallery	Font Color
TableColumnsGallery	gallery	Columns
TabHome	tab	Home
ChartTitle	gallery	Chart Title
ChartPrimaryHorizontalAxisTitle	gallery	Primary Horizontal Axis Title
ChartPrimaryVerticalAxisTitle	gallery	Primary Vertical Axis Title
ChartDepthAxisTitle	gallery	Depth Axis Title
ChartLegend	gallery	Legend
ChartDataLabel	gallery	Data Labels
ChartPrimaryHorizontalGridlines	gallery	Primary Horizontal Gridlines
ChartPrimaryVerticalGridlines	gallery	Primary Vertical Gridlines
ChartDepthGridlines	gallery	Depth Gridlines
ChartPrimaryHorizontalAxis	gallery	Primary Horizontal Axis
ChartPrimaryVerticalAxis	gallery	Primary Vertical Axis



<b>idMso</b>	<b>Control Type</b>	<b>Label</b>
ChartDepthAxis	gallery	Depth Axis
ChartDataTable	gallery	Data Table
ChartTrendline	gallery	Trendline
ChartErrorBars	gallery	Error Bars
ChartLines	gallery	Lines
ChartUpDownBars	gallery	Up/Down Bars
ChartPlotArea	gallery	Plot Area
ChartWall	gallery	Chart Wall
ChartFloor	gallery	Chart Floor
TabPageLayoutWord	tab	Page Layout
SmartArtAddShape	button	Add Shape
SmartArtLargerShape	button	Larger
SmartArtSmallerShape	button	Smaller
SmartArtResetGraphic	button	Reset Graphic
SmartArtTextPane	toggleButton	Text Pane
SmartArtEditIn2D	toggleButton	Edit in 2-D
SmartArtLayoutGallery	gallery	Change Layout
SmartArtMoreLayoutsDialog	button	More Layouts...
SmartArtStylesGallery	gallery	Quick Styles
SmartArtChangeColorsGallery	gallery	Change Colors
ObjectEffectSoftEdgesGallery	gallery	Soft Edges
ObjectEffectGlowGallery	gallery	Glow
GradientGallery	gallery	Gradient
ObjectEffectShadowGallery	gallery	Shadow
TextEffectTransformGallery	gallery	Transform
TabHeaderAndFooterToolsDesign	tab	Design
GroupHeaderFooterOptions	group	Options
ReviewPreviousCommentWord	button	Previous
ReviewNextCommentWord	button	Next

<b>idMso</b>	<b>Control Type</b>	<b>Label</b>
BulletDefineNew	button	Define New Bullet...
DefineNewNumberFormat	button	Define New Number Format...
ThemeColorsGallery	gallery	Colors
HeaderInsertGallery	gallery	Header
FooterInsertGallery	gallery	Footer
CoverPageInsertGallery	gallery	Cover Page
PageNumberFieldInsertGallery	gallery	Current Position
WatermarkGallery	gallery	Watermark
EquationInsertGallery	gallery	Equation
QuickTablesInsertGallery	gallery	Quick Tables
QuickPartsInsertGallery	gallery	Quick Parts
GroupSmartArtLayouts	group	Layouts
GroupSmartArtQuickStyles	group	SmartArt Styles
GroupSmartArtCreateGraphic	group	Create Graphic
GroupSmartArtReset	group	Reset
GroupSmartArtSize	group	Size
SaveSelectionToQuickPartGallery	button	Save Selection to Quick Part Gallery...
SaveSelectionToCoverPageGallery	button	Save Selection to Cover Page Gallery...
SaveSelectionToEquationGallery	button	Save Selection to Equation Gallery...
SaveSelectionToFooterGallery	button	Save Selection to Footer Gallery...
SaveSelectionToHeaderGallery	button	Save Selection to Header Gallery...
SaveSelectionToPageNumberGallery	button	Save Selection to Page Number Gallery...
SaveSelectionToQuickTablesGallery	button	Save Selection to Quick Tables Gallery...
SaveSelectionToWaterMarkGallery	button	Save Selection to Watermark Gallery...
ThemeSearchOfficeOnline	button	More Themes on Microsoft

<b>idMso</b>	<b>Control Type</b>	<b>Label</b>
		Office Online...
TabAddIns	tab	Add-Ins
ReviewShowMarkupMenu	menu	Show Markup
ObjectEditShapeMenu	menu	Edit Shape
SymbolInsertGallery	gallery	Symbol
TableStyleClear	button	Clear
FileSaveAsPdfOrXps	button	Publish as PDF or XPS
FileSaveAsWordOpenDocumentText	button	OpenDocument Text
SearchLibraries	button	Search Libraries...
MoreControlsDialog	button	More Controls...
GroupCode	group	Code
TabDeveloper	tab	Developer
GroupXml	group	XML
XmlStructure	toggleButton	Structure
XmlSchema	button	Schema
XmlExpansionPacksWord	button	Expansion Packs
GroupCaptions	group	Captions
GroupIndex	group	Index
GroupTableOfAuthorities	group	Table of Authorities
GroupEditing	group	Editing
SelectMenuExcel	splitButton	Find & Select
GroupClipboard	group	Clipboard
GroupInsertTables	group	Tables
GroupInsertLinks	group	Links
GroupInsertSymbols	group	Symbols
GroupInsertBarcode	group	Barcode
PageSizeGallery	gallery	Size
ObjectPictureFill	button	Picture...
TextWrappingMenu	menu	Text Wrapping
WindowSwitchWindowsMenuWord	menu	Switch Windows

<b>idMso</b>	<b>Control Type</b>	<b>Label</b>
ThemeColorsCreateNew	button	Create New Theme Colors...
ThemeFontsCreateNew	button	Create New Theme Fonts...
ShapeFillMoreGradientsDialog	button	More Gradients...
ShadowOptionsDialog	button	Shadow Options...
BuildingBlocksOrganizer	button	Building Blocks Organizer...
ReviewCompareMenu	menu	Compare
ReviewCompareTwoVersions	button	Compare...
ReviewCombineRevisions	button	Combine...
ReviewCompareMajorVersion	button	Major Version
ReviewCompareLastVersion	button	Last Version
ReviewCompareSpecificVersion	button	Specific Version...
PropertyInsert	gallery	Document Property
ObjectsAlignSelectedSmart	toggleButton	Align Selected Objects
ObjectsAlignRelativeToContainerSmart	toggleButton	Align to Slide
ObjectsAlignLeftSmart	button	Align Left
ObjectsAlignRightSmart	button	Align Right
ObjectsAlignTopSmart	button	Align Top
ObjectsAlignBottomSmart	button	Align Bottom
ObjectsAlignCenterHorizontalSmart	button	Align Center
ObjectsAlignMiddleVerticalSmart	button	Align Middle
AlignDistributeHorizontally	button	Distribute Horizontally
AlignDistributeVertically	button	Distribute Vertically
GroupProtect	group	Protect
IndexUpdate	button	Update Index
MarginsCustomMargins	button	Custom Margins...
MailMergeFinishAndMergeMenu	menu	Finish & Merge
HyphenationMenu	menu	Hyphenation
HyphenationAutomatic	toggleButton	Automatic

<b>idMso</b>	<b>Control Type</b>	<b>Label</b>
HyphenationNone	toggleButton	None
MailMergeRules	menu	Rules
TabWordArtToolsFormat	tab	Format
MailMergeStartMailMergeMenu	menu	Start Mail Merge
MailMergeStartLetters	toggleButton	Letters
MailMergeStartEmail	toggleButton	E-Mail Messages
MailMergeStartEnvelopes	toggleButton	Envelopes...
MailMergeStartLabels	toggleButton	Labels...
MailMergeStartDirectory	toggleButton	Directory
MailMergeClearMergeType	toggleButton	Normal Word Document
MailMergeSelectRecipients	menu	Select Recipients
TableOfContentsAddTextGallery	gallery	Add Text
BorderColorPicker	gallery	Pen Color
TranslationToolTip	gallery	Translation ScreenTip
ThemeFontsGallery	gallery	Fonts
ThemeEffectsGallery	gallery	Effects
FileProperties	toggleButton	Properties
TabPrintPreview	tab	Print Preview
GroupPrintPreviewPrint	group	Print
GroupPrintPreviewPreview	group	Preview
BreaksGallery	gallery	Breaks
LineNumbersMenu	menu	Line Numbers
LineNumbersOff	toggleButton	None
LineNumbersContinuous	toggleButton	Continuous
LineNumbersResetPage	toggleButton	Restart Each Page
LineNumbersResetSection	toggleButton	Restart Each Section
LineNumbersSuppress	toggleButton	Suppress for Current Paragraph
TabOutlining	tab	Outlining
GroupOutliningClose	group	Close

<b>idMso</b>	<b>Control Type</b>	<b>Label</b>
GroupOutliningTools	group	Outline Tools
GroupMasterDocument	group	Master Document
TableSelectMenu	menu	Select
TableDeleteRowsAndColumnsMenuWord	menu	Delete
GroupTableMerge	group	Merge
TableAutoFitMenu	menu	AutoFit
GroupTableDrawBorders	group	Draw Borders
TableBordersMenu	splitButton	Borders
FileCreateDocumentWorkspace	toggleButton	Create Document Workspace
FileSaveToDocumentManagementServer	button	Document Management Server
FileDocumentManagementInformation	toggleButton	Document Management Information
QuickAccessToolbarCustomization	button	Customize Quick Access Toolbar...
FilePrepareMenu	menu	Prepare
FileMarkAsFinal	toggleButton	Mark as Final
FileAddDigitalSignature	button	Add a Digital Signature
SignatureServicesAdd	button	Add Signature Services...
QuickStylesSaveSelectionAsNew	button	Save Selection as a New Quick Style...
StylesPaneNewStyle	button	New Style...
QuickStylesSaveQuickStyleSet	button	Save as Quick Style Set...
ChangeCaseGallery	gallery	Change Case
AlignJustifyMenu	menu	Justify
ControlProperties	button	Properties
GroupHeaderFooterInsert	group	Insert
GroupHeaderFooterNavigation	group	Navigation
GroupHeaderFooterPosition	group	Position
HeaderFooterDifferentFirstPageWord	checkBox	Different First Page
HeaderFooterDifferentOddEvenPageWord	checkBox	Different Odd & Even

<b>idMso</b>	<b>Control Type</b>	<b>Label</b>
		Pages
HeaderFooterShowDocumentText	checkBox	Show Document Text
BlankPageInsert	button	Blank Page
ShadowStyleGalleryClassic	gallery	Shadow Effects
TabOrganizationChartToolsFormat	tab	Format
TabDiagramToolsFormatClassic	tab	Format
GroupInkSelect	group	Select
WordArtSpacingMenu	menu	Spacing
TextAlignMenu	menu	Alignment
DiagramChangeToMenuClassic	menu	Change To
PictureBrightnessGallery	gallery	Brightness
PictureContrastGallery	gallery	Contrast
PicturePositionGallery	gallery	Position
TabPictureToolsFormatClassic	tab	Format
PictureBrightnessAndContrastDialog	button	Picture Correction Options...
GroupMailMergeStart	group	Start Mail Merge
OleObjectInsertMenu	splitButton	Object
ShadingColorPicker	gallery	Shading
ShadingColorsMoreColorsDialog	button	More Colors...
SmartArtAddShapeAfter	button	Add Shape After
SmartArtAddShapeBefore	button	Add Shape Before
SmartArtAddShapeAbove	button	Add Shape Above
SmartArtAddShapeBelow	button	Add Shape Below
SmartArtAddAssistant	button	Add Assistant
ChartSwitchRowColumn	button	Switch Row/Column
ChartShowData	button	Edit Data...
ChartRefresh	button	Refresh Data
ChartChangeType	button	Change Chart Type...
GroupChartData	group	Data

<b>idMso</b>	<b>Control Type</b>	<b>Label</b>
GroupChartType	group	Type
_3DRotationOptionsDialog	button	3-D Rotation Options...
_3DBevelOptionsDialog	button	3-D Options...
SmartArtOrganizationChartLeftHanging	button	Left Hanging
SmartArtOrganizationChartRightHanging	button	Right Hanging
SmartArtOrganizationChartBoth	button	Both
SmartArtOrganizationChartStandard	button	Standard
SmartArtRightToLeft	toggleButton	Right to Left
ListLevelGallery	gallery	Change List Level
MultilevelListGallery	gallery	Multilevel List
ListDefineNew	button	Define New Multilevel List...
ListDefineNewStyle	button	Define New List Style...
ViewMessageBar	checkBox	Message Bar
ApplyStylesPane	toggleButton	Apply Styles...
InsertAlignmentTab	button	Insert Alignment Tab
ShapeStylesOtherThemeFillsGallery	gallery	Other Theme Fills
SmartArtOrganizationChartMenu	menu	Layout
ReviewChangeTrackingOptions	button	Change Tracking Options...
SymbolsDialog	button	More Symbols...
ReviewReviewingPaneHorizontal	toggleButton	Reviewing Pane Horizontal...
ReviewReviewingPaneVertical	toggleButton	Reviewing Pane Vertical...
_3DEffectsGalleryClassic	gallery	3-D Effects
_3DDirectionGalleryClassic	gallery	Direction
_3DLightingGalleryClassic	gallery	Lighting
TabDrawingToolsFormatClassic	tab	Format
GroupShadowEffects	group	Shadow Effects
Group3DEffects	group	3-D Effects
WordArtStylesGalleryClassic	gallery	WordArt



<b>idMso</b>	<b>Control Type</b>	<b>Label</b>
WordArtInsertGalleryClassic	gallery	WordArt
TableInsertGallery	gallery	Table
ShapeStylesGalleryClassic	gallery	Shape Styles
WordArtChangeShapeGallery	gallery	Change Shape
ShadowColorPickerClassic	gallery	Shadow Color
_3DEffectColorPickerClassic	gallery	3-D Color
ShapeFillGradientGalleryClassic	gallery	Gradient
AsianLayoutMenu	menu	Asian Layout
JapaneseGreetingsInsertMenu	menu	Japanese Greetings
AlignJustifyWithMixedLanguages	toggleButton	Justify
AlignJustifyLow	toggleButton	Justify Low
AlignJustifyMedium	toggleButton	Justify Medium
AlignJustifyHigh	toggleButton	Justify High
AlignJustifyThai	toggleButton	Distribute
TextHighlightColorPicker	gallery	Text Highlight Color
PageColorPicker	gallery	Page Color
GoToHeader	button	Go to Header
GoToFooter	button	Go to Footer
HighlightingStop	button	Stop Highlighting
UnderlineGallery	gallery	Underline
UnderlineColorPicker	gallery	Underline Color
UnderlineMoreUnderlinesDialog	button	More Underlines...
TextDirectionGalleryWord	gallery	Text Direction
GroupAddInsMenuCommands	group	Menu Commands
GroupAddInsToolbarCommands	group	Toolbar Commands
GroupInk	group	Ink
TabInkToolsPens	tab	Pens
GroupInkPens	group	Pens
GroupInkClose	group	Close

<b>idMso</b>	<b>Control Type</b>	<b>Label</b>
InkBallpointPen	toggleButton	Ballpoint Pen
InkFeltTipPen	toggleButton	Felt Tip Pen
InkHighlighter	toggleButton	Highlighter
GroupBorder	group	Border
PictureRecolorGalleryWord	gallery	Recolor
_3DSurfaceMaterialGalleryClassic	gallery	Surface
_3DExtrusionDepthGalleryClassic	gallery	Depth
GroupHeaderFooter	group	Header & Footer
GroupPageLayoutSetup	group	Page Setup
GroupPageBackground	group	Page Background
ThemeSaveCurrent	button	Save Current Theme...
ThemesGallery	gallery	Themes
ChartResetToMatchStyle	button	Reset to Match Style
Chart3DView	button	3-D Rotation...
ObjectSizeDialog	button	Size...
AutoTextGallery	gallery	AutoText
TextBoxInsertGallery	gallery	Text Box
PageNumbersInHeaderInsertGallery	gallery	Top of Page
PageNumbersInFooterInsertGallery	gallery	Bottom of Page
PageNumbersInMarginsInsertGallery	gallery	Page Margins
SaveSelectionToAutoTextGallery	button	Save Selection to AutoText Gallery
SaveSelectionToTextBoxGallery	button	Save Selection to Text Box Gallery
SaveSelectionToPageNumberTop	button	Save Selection as Page Number (Top)
SaveSelectionToPageNumberBottom	button	Save Selection as Page Number (Bottom)
SaveSelectionToPageNumberMargin	button	Save Selection as Page Number (Margin)
HeaderFooterEditHeader	button	Edit Header
TableStyleHeaderRowWord	checkBox	Header Row

<b>idMso</b>	<b>Control Type</b>	<b>Label</b>
TableStyleTotalRowWord	checkBox	Total Row
TableStylesFirstColumnWord	checkBox	First Column
TableStyleLastColumnWord	checkBox	Last Column
TableStyleBandedRowsWord	checkBox	Banded Rows
TableStyleBandedColumnsWord	checkBox	Banded Columns
TableStyleModify	button	Modify Table Style...
TabTableToolsDesign	tab	Design
TableStylesGalleryWord	gallery	Table Styles
ReviewViewChangesInTheSourceDocument	button	View changes in the source document
GroupThemesWord	group	Themes
LayoutOptionsDialog	button	More Layout Options...
DrawingObjectFormatDialog	button	Advanced Tools...
ReflectionGallery	gallery	Reflection
PictureRecolorGallery	gallery	Recolor
SmartArtPromote	button	Promote
SmartArtDemote	button	Demote
ChartTitleOptionsDialog	button	More Title Options...
ChartLegendOptionsDialogDialog	button	More Legend Options...
ChartDataLabelDialog	button	More Data Label Options...
ChartPrimaryHorizontalAxisTitleOptionsDialog	button	More Primary Horizontal Axis Title Options...
ChartPrimaryVerticalAxisTitleOptionsDialog	button	More Primary Vertical Axis Title Options...
ChartSecondaryHorizontalAxisTitleOptionsDialog	button	More Secondary Horizontal Axis Title Options...
ChartSecondaryVerticalAxisTitleOptionsDialog	button	More Secondary Vertical Axis Title Options...
ChartDepthAxisTitleOptionsDialog	button	More Depth Axis Title Options...
ChartPrimaryHorizontalGridlinesOptionsDialog	button	More Primary Horizontal Gridlines Options...
ChartPrimaryVerticalGridlinesOptionsDialog	button	More Primary Vertical

<b>idMso</b>	<b>Control Type</b>	<b>Label</b>
		Gridlines Options...
ChartSecondaryHorizontalGridlinesOptionsDialog	button	More Secondary Horizontal Gridlines Options...
ChartSecondaryVerticalGridlinesOptionsDialog	button	More Secondary Vertical Gridlines Options...
ChartDepthGridlinesOptionsDialog	button	More Depth Gridlines Options...
ChartPrimaryHorizontalAxisOptionsDialog	button	More Primary Horizontal Axis Options...
ChartPrimaryVerticalAxisOptionsDialog	button	More Primary Vertical Axis Options...
ChartSecondaryHorizontalAxisOption	button	More Secondary Horizontal Axis Options...
ChartSecondaryVerticalAxisOptionsDialog	button	More Secondary Vertical Axis Options...
ChartDepthAxisOptionsDialog	button	More Depth Axis Options...
ChartDataTableOptionsDialog	button	More Data Table Options...
ChartTrendlineOptionsDialog	button	More Trendline Options...
ChartErrorBarsOptionsDialog	button	More Error Bars Options...
ChartUpDownBarsOptionsDialog	button	More Up/Down Bars Options...
ChartPlotAreaOptionsDialog	button	More Plot Area Options...
ChartWallOptionsDialog	button	More Walls Options...
ChartFloorOptionsDialog	button	More Floor Options...
ChartSecondaryHorizontalAxisTitle	gallery	Secondary Horizontal Axis Title
ChartSecondaryVerticalAxisTitle	gallery	Secondary Vertical Axis Title
ChartSecondaryHorizontalGridlines	gallery	Secondary Horizontal Gridlines
ChartSecondaryVerticalGridlines	gallery	Secondary Vertical Gridlines
ChartSecondaryHorizontalAxis	gallery	Secondary Horizontal Axis
ChartSecondaryVerticalAxis	gallery	Secondary Vertical Axis
GroupAddInsCustomToolbars	group	Custom Toolbars
ReviewDeleteCommentsMenu	splitButton	Delete

<b>idMso</b>	<b>Control Type</b>	<b>Label</b>
ObjectBringToFrontMenu	splitButton	Bring to Front
ObjectSendToBackMenu	splitButton	Send to Back
ObjectsGroupMenu	menu	Group
SignatureLineInsertMenu	splitButton	Signature Line
FileSaveAsWord97_2003	button	Word 97-2003 Document
EnglishWritingAssistant	button	English Assistant
TableOfContentsGallery	gallery	Table of Contents
SaveSelectionToTableOfContentsGallery	button	Save Selection to Table of Contents Gallery...
ObjectsAlignRelativeToMargin	toggleButton	Align to Margin
TabTextBoxToolsFormat	tab	Format
TextBoxStyleGallery	gallery	Text Box Style
TextBoxPositionGallery	gallery	Position
FileSaveAsMenu	splitButton	Save As Other Format
FilePrintMenu	splitButton	Preview and Print
FilePermissionRestrictMenu	menu	Restrict Permission
GroupEnvelopeLabelCreate	group	Create
ReviewInkCommentNew	button	Ink Comment
DocumentPanelTemplate	button	Document Panel
ObjectSizeDialogClassic	button	Size...
TextBoxInsertVerticalWord	button	Draw Vertical Text Box
BevelShapeGallery	gallery	Bevel
_3DBevelPictureTopGallery	gallery	Bevel
BibliographyAddNewPlaceholder	button	Add New Placeholder...
GroupTable	group	Table
GroupTableCellSize	group	Cell Size
GlowColorPicker	gallery	More Glow Colors
RecolorColorPicker	gallery	More Variations
GlowColorMoreColorsDialog	button	More Colors...
PictureRecolorMoreColorsDialog	button	More Colors...

<b>idMso</b>	<b>Control Type</b>	<b>Label</b>
QuickStylesResetDocumentStyles	button	Reset Document Quick Styles
QuickStylesResetFromTemplate	button	Reset to Quick Styles from Template
WatermarkRemove	button	Remove Watermark
CoverPageRemove	button	Remove Current Cover Page
HeaderFooterRemoveHeaderWord	button	Remove Header
HeaderFooterRemoveFooterWord	button	Remove Footer
PageNumbersRemove	button	Remove Page Numbers
TableOfContentsRemove	button	Remove Table of Contents
SmartArtAddBullet	button	Add Bullet
ThemeResetFromTemplate	button	Reset to Theme from Template
PictureChange	button	Change Picture...
GroupWordArtStyles	group	WordArt Styles
TextFillColorPicker	gallery	Text Fill
TextOutlineColorPicker	gallery	Text Outline
TextOutlineColorMoreColorsDialog	button	More Outline Colors...
TextEffectsMenu	menu	Text Effects
TextStylesGallery	gallery	Quick Styles
WordArtClear	button	Clear WordArt
TextPictureFill	button	Picture...
TextFillGradientGallery	gallery	Gradient
TextFillMoreGradientsDialog	button	More Gradients...
TextFillTextureGallery	gallery	Texture
TextOutlineDashesGallery	gallery	Dashes
TextOutlineMoreLinesDialog	button	More Lines...
TextOutlineWeightGallery	gallery	Weight
TextEffectShadowGallery	gallery	Shadow
TextEffectsMoreShadowsDialog	button	Shadow Options...

<b>idMso</b>	<b>Control Type</b>	<b>Label</b>
TextEffectsBevelMore3DOptionsDialog	button	3-D Options...
TextEffects3DRotationGallery	gallery	3-D Rotation
TextEffects3DRotationOptionsDialog	button	3-D Rotation Options...
TextEffectGlowGallery	gallery	Glow
TextGlowColorPicker	gallery	More Glow Colors
TextGlowColorMoreColorsDialog	button	More Colors...
TextReflectionGallery	gallery	Reflection
ShapeEffectsMenu	menu	Shape Effects
UpgradeDocument	button	Convert
GroupHeaderFooterClose	group	Close
GroupChartCurrentSelection	group	Current Selection
GroupChartLabels	group	Labels
PageSizeMorePaperSizesDialog	button	More Paper Sizes...
LineNumbersOptionsDialog	button	Line Numbering Options...
TableOfAuthoritiesUpdate	button	Update Table
TableOfFiguresUpdate	button	Update Table
ContentControlsGroup	button	Group
BevelTextGallery	gallery	Bevel
PictureCorrectionsDialog	button	Picture Corrections Options...
GroupTextBoxStyles	group	Text Box Styles
GroupTableStylesWord	group	Table Styles
GroupWordArtStylesClassic	group	WordArt Styles
PageBorderAndShadingDialog	button	Page Borders...
OutlineViewClose	button	Close Outline View
SmartArtAddShapeSplitMenu	splitButton	Add Shape Options
ContentControlRichText	button	Rich Text
ContentControlText	button	Text
ContentControlPicture	button	Picture
ContentControlComboBox	button	Combo Box

<b>idMso</b>	<b>Control Type</b>	<b>Label</b>
ContentControlDropDownList	button	Drop-Down List
ContentControlBuildingBlockGallery	button	Building Block Gallery
ContentControlDate	button	Date
AutoSummaryToolsMenu	menu	AutoSummary Tools
GroupInkFormat	group	Format
InkColorPicker	gallery	Color
GroupDiagramLayoutClassic	group	Layout
GroupDiagramStylesClassic	group	Styles
GroupOrganizationChartLayoutClassic	group	Layout
GroupOrganizationChartStyleClassic	group	Styles
TextBoxDrawMenu	menu	Draw Text Box
TextBoxInsertWord	button	Text Box
GroupOrganizationChartSelect	group	Select
ShapeFillEffectMoreGradientsDialogClassic	button	More Gradients...
ShapeFillEffectMoreTexturesDialogClassic	button	More Textures...
ShapeFillEffectPatternClassic	button	Pattern...
BibliographyGallery	gallery	Bibliography
CustomHeaderGallery	gallery	Custom Header
CustomFooterGallery	gallery	Custom Footer
CustomCoverPageGallery	gallery	Custom Cover Page
CustomPageNumberGallery	gallery	Custom Page Number
CustomPageNumberTopGallery	gallery	Custom Top of Page
CustomPageNumberBottomGallery	gallery	Custom Bottom of Page
CustomPageMargins	gallery	Custom Page Margins
CustomWatermarkGallery	gallery	Custom Watermark
CustomEquationsGallery	gallery	Custom Equation
CustomTablesGallery	gallery	Custom Tables
CustomQuickPartsGallery	gallery	Custom Quick Parts
CustomAutoTextGallery	gallery	Custom AutoText



<b>idMso</b>	<b>Control Type</b>	<b>Label</b>
CustomTextBoxGallery	gallery	Custom Text Box
CustomTableOfContentsGallery	gallery	Custom Table of Contents
CustomBibliographyGallery	gallery	Custom Bibliography
CustomGallery1	gallery	Custom Gallery 1
CustomGallery2	gallery	Custom Gallery 2
CustomGallery3	gallery	Custom Gallery 3
CustomGallery4	gallery	Custom Gallery 4
CustomGallery5	gallery	Custom Gallery 5
SaveSelectionToBibliographyGallery	button	Save Selection to Bibliography Gallery...
MailMergeReceipientsUseOutlookContacts	button	Select from Outlook Contacts...
FootnoteNext	splitButton	Next Footnote
ReviewReviewingPaneMenu	splitButton	Reviewing Pane
GroupSizeClassic	group	Size
GroupPictureSizeClassic	group	Size
GroupPictureToolsClassic	group	Adjust
GalleryAllShapesAndCanvas	gallery	Shapes
GroupShapesClassic	group	Insert Shapes
GroupSmartArtShapes	group	Shapes
GroupShapeStylesClassic	group	Shape Styles
GroupInsertText	group	Text
Drawing1ColorPickerFill	gallery	Shape Fill
ShapeOutlineColorPicker	gallery	Picture Border
Drawing1ColorPickerLineStyle	gallery	Picture Border
Drawing1GalleryTextures	gallery	Texture
InsertBuildingBlocksEquationsGallery	gallery	Equation
Drawing1GalleryBrightness	gallery	Brightness
Drawing1GalleryContrast	gallery	Contrast
GroupDiagramArrangeClassic	group	Arrange

<b>idMso</b>	<b>Control Type</b>	<b>Label</b>
GroupTextBoxArrange	group	Arrange
ContentControlsGroupMenu	menu	Group
ContentControlsUngroup	button	Ungroup
ControlsGalleryClassic	gallery	Legacy Tools
ReviewShowSourceDocumentsMenu	gallery	Show Source Documents
HeaderFooterEditFooter	button	Edit Footer
QuickStylesSetAsDefault	button	Set as Default
EquationInsertNew	button	Insert New Equation
EquationProfessional	button	Professional
EquationLinearFormat	button	Linear
EquationNormalText	toggleButton	Normal Text
EquationSymbolsInsertGallery	gallery	Equation Symbols
EquationIntegralGallery	gallery	Integral
EquationFractionGallery	gallery	Fraction
EquationRadicalGallery	gallery	Radical
EquationLargeOperatorGallery	gallery	Large Operator
EquationDelimiterGallery	gallery	Bracket
EquationScriptGallery	gallery	Script
EquationFunctionGallery	gallery	Function
EquationAccentGallery	gallery	Accent
EquationLimitGallery	gallery	Limit and Log
EquationOperatorGallery	gallery	Operator
EquationMatrixGallery	gallery	Matrix
EquationOptions	button	Equation Options...
TabEquationToolsDesign	tab	Design
GroupEquationTools	group	Tools
GroupEquationSymbols	group	Symbols
GroupEquationStructures	group	Structures
MailMergeMergeFieldInsertMenu	splitButton	Insert Merge Field

<b>idMso</b>	<b>Control Type</b>	<b>Label</b>
PasteMenu	splitButton	Paste
GroupPictureStyles	group	Picture Styles
PictureStylesGallery	gallery	Quick Styles
ReviewAcceptChangeAndMoveToNext	button	Accept and Move to Next
ReviewRejectChangeAndMoveToNext	button	Reject and Move to Next
PictureEffectsShadowGallery	gallery	Shadow
PictureEffectsGlowGallery	gallery	Glow
PictureEffectsSoftEdgesGallery	gallery	Soft Edges
PictureReflectionGallery	gallery	Reflection
PictureRotationGallery	gallery	3-D Rotation
InkToolsClose	button	Close Ink Tools
GroupChineseTranslation	group	Chinese Translation
LineSpacingMenu	menu	Line spacing
GroupDocumentViews	group	Document Views
GroupViewShowHide	group	Show/Hide
GroupWindow	group	Window
ViewGridlines	checkBox	View Gridlines
FileDocumentEncrypt	toggleButton	Encrypt Document
WordArtFormatDialog	button	Format Text Effects...
ObjectRotationOptionsDialog	button	More Rotation Options...
MoreTextureOptions	button	More Textures...
TextFillColorMoreColorsDialog	button	More Fill Colors...
ZoomTwoPages	button	Two Pages
QuickPartsInsertFromOnline	button	Get More on Office Online...
GroupPrintPreviewPageSetup	group	Page Setup
ShowRuler	checkBox	Ruler
FileEmailAsPdfEmailAttachment	button	E-mail as PDF Attachment
FileEmailAsXpsEmailAttachment	button	E-mail as XPS Attachment
GroupTemplates	group	Templates

<b>idMso</b>	<b>Control Type</b>	<b>Label</b>
SpellingMenu	splitButton	Spelling
PictureEffectsMenu	menu	Picture Effects
PictureShapeGallery	gallery	Change Shape
PictureBorderColorPickerClassic	gallery	Picture Border
GroupChartBackground	group	Background
GroupChartAnalysis	group	Analysis
FileNewBlogPost	button	Blog
TabBlogPost	tab	Blog Post
GroupBlogPublish	group	Blog
BlogPublishMenu	splitButton	Publish
BlogPublish	button	Publish
BlogPublishDraft	button	Publish as Draft
BlogManageAccounts	button	Manage Accounts
BlogCategoryInsert	button	Insert Category
BlogOpenExisting	button	Open Existing
GroupBlogBasicText	group	Basic Text
TabBlogInsert	tab	Insert
GroupBlogInsertText	group	Text
NewTableStyleWord	button	New Table Style...
MenuPublish	menu	Publish
ChangeStylesMenu	menu	Change Styles
GroupBlogInsertLinks	group	Links
FileCompatibilityCheckerWord	button	Run Compatibility Checker
FileSaveAsOtherFormats	button	Other Formats
FileSaveAsWordDocx	button	Word Document
FileSaveAsWordDotx	button	Word Template
ZoomCurrent100	button	100%
Drawing1ColorPickerLineStyleWordArt	gallery	Picture Border
Drawing1ColorPickerFillWordArt	gallery	Shape Fill

<b>idMso</b>	<b>Control Type</b>	<b>Label</b>
BlogInsertCategories	button	Insert Category
GroupTableLayout	group	Table Style Options
TextFillMoreTextures	button	More Textures...
GroupMacros	group	Macros
PlayMacro	button	Macros
MenuMacros	splitButton	Macros
AdvertisePublishAs	button	Find add-ins for other file formats
ReviewProtectDocumentMenu	menu	Protect Document
ReviewRestrictFormatting	toggleButton	Restrict Formatting and Editing
BlogHomePage	button	Home Page
GroupBlogProofing	group	Proofing
GroupBlogStyles	group	Styles
AlternativeText	button	Size...
ThemeBrowseForThemes	button	Browse for Themes...
FileCheckOutDiscard	button	Discard Check Out
GroupBlogSymbols	group	Symbols
ClearMenuWord	menu	Clear
MdiChildSystemMenu	menu	Document
NudgeMenu	menu	Nudge
RevisionsMenu	menu	Track Changes
TableCellVerticalAlignmentMenu	menu	Alignment
FramesetMenu	menu	Frames

### 3.1.2 Excel 2007

<b>idMso</b>	<b>Control Type</b>	<b>Label</b>
Spelling	button	Spelling...
FileSave	button	Save
FilePrint	button	Print

<b>idMso</b>	<b>Control Type</b>	<b>Label</b>
ChartInsert	button	Chart...
FileNew	button	New
Copy	button	Copy
Cut	button	Cut
Paste	button	Paste
FileOpen	button	Open
ZoomPrintPreviewExcel	toggleButton	Zoom
Repeat	button	Repeat
UnderlineDouble	toggleButton	Double Underline
FileClose	button	Close
FormatPainter	toggleButton	Format Painter
FilePrintPreview	button	Print Preview
Bold	toggleButton	Bold
Italic	toggleButton	Italic
Underline	toggleButton	Underline
DarkShading	button	Dark Shading
AlignLeft	toggleButton	Align Left
AlignRight	toggleButton	Align Right
AlignCenter	toggleButton	Center
AlignJustify	toggleButton	Justify
Undo	gallery	Undo
Redo	gallery	Redo
BorderTop	toggleButton	Top Border
BorderBottom	toggleButton	Bottom Border
BorderLeft	toggleButton	Left Border
BorderRight	toggleButton	Right Border
BorderInside	button	Inside Borders
BorderOutside	button	Outside Borders
BorderNone	button	No Border

<b>idMso</b>	<b>Control Type</b>	<b>Label</b>
ObjectsGroup	button	Group
ObjectsUngroup	button	Ungroup
ObjectBringToFront	button	Bring to Front
ObjectSendToBack	button	Send to Back
ObjectBringForward	button	Bring Forward
ObjectSendBackward	button	Send Backward
ViewFullScreenView	toggleButton	Full Screen
ObjectsSelect	toggleButton	Select Objects
MacroRecord	button	Record Macro...
MacroPlay	button	Macros
ObjectFlipHorizontal	button	Flip Horizontal
ObjectFlipVertical	button	Flip Vertical
ObjectRotateRight90	button	Rotate Right 90°
ObjectRotateLeft90	button	Rotate Left 90°
ShapeFreeform	toggleButton	Freeform
ObjectEditPoints	toggleButton	Edit Points
FormControlEditBox	button	Edit Box
FormControlCheckBox	button	Check Box
FormControlComboBox	button	Combo Box
PropertySheet	button	Property Sheet
Lock	toggleButton	Lock
AutoSum	button	Sum
StylesDialogClassic	button	Edit Cell Styles
Camera	button	Camera
FormControlButton	button	Button
Calculator	button	Calculator
Strikethrough	toggleButton	Strikethrough
CellsDelete	button	Delete Cells...
CellsInsertDialog	button	Insert Cells...

<b>idMso</b>	<b>Control Type</b>	<b>Label</b>
WindowsArrangeAll	button	Arrange All
WindowNew	button	New Window
ReviewAcceptOrRejectChangeDialog	button	Accept/Reject Changes
SymbolInsert	button	Symbol...
ReplaceDialog	button	Replace...
PagePrevious	button	Previous Page
PageNext	button	Next Page
TextBoxInsertVertical	toggleButton	Vertical Text Box
ObjectsRegroup	button	Regroup
PrintAreaSetPrintArea	button	Set Print Area
PasteFormatting	button	Paste Formatting
PasteValues	button	Paste Values
FillRight	button	Right
FillDown	button	Down
EqualSign	button	Equal Sign
PlusSign	button	Plus Sign
MinusSign	button	Minus Sign
MultiplicationSign	button	Multiplication Sign
DivisionSign	button	Division Sign
ExponentiationSign	button	Exponentiation Sign
ParenthesisLeft	button	Left Parenthesis
ParenthesisRight	button	Right Parenthesis
ColonSign	button	Colon
CommaSign	button	Comma
PercentSign	button	Percent Sign
DollarSign	button	Dollar Sign
FunctionWizard	button	Insert Function...
ConstrainNumeric	button	Constrain Numeric
LightShading	button	Light Shading



<b>idMso</b>	<b>Control Type</b>	<b>Label</b>
AccountingFormat	button	Accounting Number Format
PercentStyle	button	Percent Style
CommaStyle	button	Comma Style
DecimalsIncrease	button	Increase Decimal
DecimalsDecrease	button	Decrease Decimal
MergeCenter	toggleButton	Merge & Center
FontSizeIncrease	button	Increase Font Size
FontSizeDecrease	button	Decrease Font Size
TextOrientationVertical	toggleButton	Vertical Text
TextOrientationRotateUp	toggleButton	Rotate Text Up
TextOrientationRotateDown	toggleButton	Rotate Text Down
AlignDistributeHorizontallyClassic	button	Distribute Horizontally
ShapeScribble	toggleButton	Scribble
OutlineSymbolsShowHide	button	Show Outline Symbols
TableSelectVisibleCells	button	Select Visible Cells
SelectCurrentRegion	button	Select Current Region
FreezePanels	button	Freeze Panels
ZoomIn	button	Zoom In
ZoomOut	button	Zoom Out
FormControlRadioButton	button	Option Button
FormControlScrollBar	button	Scroll Bar
FormControlListBox	button	List Box
TraceDependentRemoveArrows	button	Remove Dependent Arrows
TraceDependents	button	Trace Dependents
TracePrecedentsRemoveArrows	button	Remove Precedent Arrows
TraceRemoveAllArrows	button	Remove Arrows
FileUpdate	button	Update File
ReadOnly	button	Toggle Read Only
AutoFilterClassic	button	AutoFilter

<b>idMso</b>	<b>Control Type</b>	<b>Label</b>
Refresh	button	Refresh
PivotTableFieldSettings	button	Field Settings
PivotTableShowPages	button	Show Report Filter Pages...
OutlineShowDetail	button	Show Detail
TraceError	button	Trace Error
OutlineHideDetail	button	Hide Detail
AlignDistributeVerticallyClassic	button	Distribute Vertically
FormControlGroupBox	button	Group Box
FormControlSpinner	button	Spinner
TabOrder	button	Tab Order...
RunDialog	button	Run Dialog
FormControlCombinationListEdit	button	Combination List-Edit
FormControlCombinationDropDownEdit	button	Combination Drop-Down Edit
FormControlLabel	button	Label
TracePrecedents	button	Trace Precedents
CodeEdit	button	Code
PageBreakInsertOrRemove	button	Insert Page Break
QueryParameters	button	Parameters
RowHeight	button	Row Height...
ColumnWidth	button	Column Width...
OleObjectctInsert	button	Object...
SnapToGrid	toggleButton	Snap to Grid
ObjectsAlignLeft	button	Align Left
ObjectsAlignRight	button	Align Right
ObjectsAlignTop	button	Align Top
ObjectsAlignBottom	button	Align Bottom
ObjectsAlignCenterHorizontal	button	Align Center
ObjectsAlignMiddleVertical	button	Align Middle
ClipArtInsert	toggleButton	Clip Art...

<b>idMso</b>	<b>Control Type</b>	<b>Label</b>
ObjectRotateFree	button	Free Rotate
CombineCharacters	toggleButton	Yoko-Gumi
ViewNormalViewExcel	toggleButton	Normal
ViewPageBreakPreviewView	toggleButton	Page Break Preview
PictureCrop	toggleButton	Crop
FileCloseAll	button	Close All
FileSaveAs	button	Save As
AdvancedFileProperties	button	View Document Properties...
CopyAsPicture	button	Copy as Picture...
PasteSpecialDialog	button	Paste Special...
SelectAll	button	Select All
GoTo	button	Go To...
FileLinksToFiles	button	Edit Links to Files
HeaderFooterInsert	button	Header & Footer...
BulletsAndNumberingBulletsDialog	button	Bullets and Numbering...
AutoFormatDialog	button	AutoFormat...
MergeCells	button	Merge Cells
SplitCells	button	Split Cells...
ConvertTextToTable	button	Convert Text to Table...
ShowClipboard	button	Office Clipboard...
OutlookTaskCreate	button	Create Microsoft Office Outlook Task
WindowMinimize	button	Minimize
WindowRestore	button	Restore
WindowClose	button	Close
WindowSaveWorkspace	button	Save Workspace...
SheetDelete	button	Delete Sheet
SheetMoveOrCopy	button	Move or Copy Sheet...
ViewFormulaBar	checkBox	Formula Bar
SheetInsert	button	Insert Sheet

<b>idMso</b>	<b>Control Type</b>	<b>Label</b>
FormatCellsDialog	button	Format Cells...
GoalSeek	button	Goal Seek...
ScenarioManager	button	Scenario Manager...
DataFormExcel	button	Form...
OutlineSubtotals	button	Subtotal
DataTable	button	Data Table...
Consolidate	button	Consolidate...
WindowHide	button	Hide
WindowUnhide	button	Unhide...
FillUp	button	Up
FillLeft	button	Left
FillAcrossWorksheets	button	Across Worksheets...
FillSeries	button	Series...
FillJustify	button	Justify
ClearFormats	button	Clear Formats
ClearContents	button	Clear Contents
ClearComments	button	Clear Comments
NamePasteName	button	Paste Names...
NameCreateFromSelection	button	Create from Selection...
NamesApply	button	Apply Names...
RowHeightAutoFit	button	AutoFit Row Height
RowsHide	button	Hide Rows
RowsUnhide	button	Unhide Rows
ColumnWidthAutoFit	button	AutoFit Column Width
ColumnsHide	button	Hide Columns
ColumnsUnhide	button	Unhide Columns
ColumnWidthDefault	button	Default Width...
SheetRename	button	Rename Sheet
SheetHide	button	Hide Sheet

<b>idMso</b>	<b>Control Type</b>	<b>Label</b>
SheetUnhide	button	Unhide Sheet...
SheetProtect	button	Protect Sheet...
ReviewProtectWorkbook	toggleButton	Protect Workbook...
MacroRelativeReferences	toggleButton	Use Relative References
Filter	toggleButton	Filter
SortClear	button	Clear
AdvancedFilterDialog	button	Advanced...
OutlineAuto	button	Auto Outline
OutlineClear	button	Clear Outline
OutlineSettings	button	Group and Outline Settings
PrintPreviewClose	button	Close Print Preview
ZoomDialog	button	Zoom...
SortDialogClassic	button	Sort...
ExchangeFolder	button	Exchange Folder...
AddInManager	button	Add-Ins...
ViewCustomViews	button	Custom Views...
SheetBackground	button	Background...
ChartEditDataSource	button	Select Data...
ChartPlacement	button	Move Chart...
CalculateNow	button	Calculate Now
ObjectFormatDialog	button	Object...
Help	button	Help
PivotTableEnableSelection	toggleButton	Enable Selection
PivotTableListFormulas	button	List Formulas
PivotTableSelectData	button	Values
PivotTableSelectLabelAndData	button	Labels and Values
PivotTableSelectLabel	button	Labels
PasteAsPicture	button	Paste as Picture
PastePictureLink	button	Paste Picture Link

<b>idMso</b>	<b>Control Type</b>	<b>Label</b>
CalculateSheet	button	Calculate Sheet
TextOrientationAngleCounterclockwise	toggleButton	Angle Counterclockwise
TextOrientationAngleClockwise	toggleButton	Angle Clockwise
WebGoBack	button	Back
WebGoForward	button	Forward
SmartArtInsert	button	SmartArt...
ShapeRerouteConnectors	toggleButton	Reroute Connectors
ObjectNudgeUp	button	Up
ObjectNudgeDown	button	Down
ObjectNudgeLeft	button	Left
ObjectNudgeRight	button	Right
ShapeCurve	toggleButton	Curve
ShapeStraightConnector	toggleButton	Straight Connector
ShapeElbowConnector	toggleButton	Elbow Connector
ObjectFillMoreColorsDialog	button	More Fill Colors...
ObjectBorderOutlineColorMoreColorsDialog	button	More Outline Colors...
LineStyleDialog	button	More Lines...
ArrowsMore	button	More Arrows...
WordArtVerticalText	button	Vertical Text
ContrastMore	button	More Contrast
ContrastLess	button	Less Contrast
BrightnessMore	button	More Brightness
BrightnessLess	button	Less Brightness
ShadowNudgeUpClassic	button	Nudge Shadow Up
ShadowNudgeDownClassic	button	Nudge Shadow Down
ShadowNudgeLeftClassic	button	Nudge Shadow Left
ShadowNudgeRightClassic	button	Nudge Shadow Right
ObjectShadowColorMoreColorsDialog	button	More Shadow Colors...
_3DEffectColorPickerMoreClassic	button	More 3-D Colors...

<b>idMso</b>	<b>Control Type</b>	<b>Label</b>
ShapeRectangle	toggleButton	Rectangle
ShapeRoundedRectangle	toggleButton	Rounded Rectangle
ShapeIsoscelesTriangle	toggleButton	Isosceles Triangle
ShapeOval	toggleButton	Oval
ShapeLeftBrace	toggleButton	Left Brace
ShapeRightBrace	toggleButton	Right Brace
ShapeArc	toggleButton	Arc
ShapeRightArrow	toggleButton	Right Arrow
ShapeDownArrow	toggleButton	Down Arrow
ShapeRoundedRectangularCallout	toggleButton	Rounded Rectangular Callout
ShapeStar	toggleButton	5-Point Star
PictureReset	button	Reset Picture
_3DEffectsOnOffClassic	toggleButton	3-D On/Off
_3DTiltDownClassic	button	Tilt Down
_3DTiltUpClassic	button	Tilt Up
_3DTiltLeftClassic	button	Tilt Left
_3DTiltRightClassic	button	Tilt Right
_3DSurfaceMaterialClassic	menu	Surface
_3DExtrusionPerspectiveClassic	toggleButton	Perspective
_3DExtrusionParallelClassic	toggleButton	Parallel
_3DLightingFlatClassic	toggleButton	Bright
_3DLightingNormalClassic	toggleButton	Normal
_3DLightingDimClassic	toggleButton	Dim
_3DSurfaceMatteClassic	toggleButton	Matte
_3DSurfacePlasticClassic	toggleButton	Plastic
_3DSurfaceMetalClassic	toggleButton	Metal
_3DSurfaceWireFrameClassic	toggleButton	Wire Frame
SnapToShapes	toggleButton	Snap to Shape
HyperlinkInsert	button	Hyperlink...

<b>idMso</b>	<b>Control Type</b>	<b>Label</b>
PrintAreaAddToPrintArea	button	Add to Print Area
PrintAreaClearPrintArea	button	Clear Print Area
PageBreaksResetAll	button	Reset All Page Breaks
ReviewNewComment	button	New Comment
ReviewPreviousComment	button	Previous
ReviewNextComment	button	Next
ReviewDeleteComment	button	Delete
ReviewShowOrHideComment	button	Show/Hide Comment
ReviewShowAllComments	toggleButton	Show All Comments
PivotTableFieldInsert	button	Calculated Field...
PivotTableCalculatedItem	button	Calculated Item...
PivotTableSelectEntireTable	button	Entire PivotTable
PivotTableOptions	button	Options
DesignMode	toggleButton	Design Mode
PhoneticGuideEdit	button	Edit Phonetic
PhoneticGuideSettings	button	Phonetic Settings...
PhoneticGuideFieldShow	toggleButton	Show Phonetic Field
CircularReferences	gallery	Circular References
VisualBasic	button	Visual Basic
BorderThickBottom	button	Thick Bottom Border
BorderTopAndBottom	button	Top and Bottom Border
BorderTopAndDoubleBottom	button	Top and Double Bottom Border
BorderTopAndThickBottom	button	Top and Thick Bottom Border
BordersAll	button	All Borders
BorderThickOutside	button	Thick Box Border
Font	comboBox	Font:
FontSize	comboBox	Font Size:
StyleGalleryClassic	gallery	Style:
ZoomClassic	gallery	Zoom:



<b>idMso</b>	<b>Control Type</b>	<b>Label</b>
ScenarioGallery	gallery	Scenario:
DocumentLocation	comboBox	Address:
MergeCellsAcross	button	Merge Across
BorderInsideHorizontal	button	Inside Horizontal Border
BorderInsideVertical	button	Inside Vertical Border
BorderDiagonalDown	button	Diagonal Down Border
BorderDiagonalUp	button	Diagonal Up Border
TextDirectionLeftToRight	toggleButton	Left-to-Right
TextDirectionRightToLeft	toggleButton	Right-to-Left
ActiveXCheckBox	button	Check Box
FindDialogExcel	button	Find...
ActiveXTextBox	button	Text Box
ActiveXButton	button	Command Button
ActiveXRadioButton	button	Option Button
ActiveXListBox	button	List Box
ActiveXComboBox	button	Combo Box
ActiveXToggleButton	button	Toggle Button
ActiveXSpinButton	button	Spin Button
ActiveXScrollBar	button	Scroll Bar
ActiveXLabel	button	Label
ShadowSemitransparentClassic	toggleButton	Semitransparent Shadow
RightToLeftDocument	toggleButton	Right-to-Left Document
EditQuery	button	Edit Query...
DataRangeProperties	button	Properties
RefreshAll	button	Refresh All
RefreshCancel	button	Cancel Refresh
RefreshStatus	button	Refresh Status
PasteLink	button	Paste Link...
ClearAll	button	Clear All

<b>idMso</b>	<b>Control Type</b>	<b>Label</b>
DataValidation	button	Data Validation...
DataValidationCircleInvalid	button	Circle Invalid Data
ReviewShareWorkbook	button	Share Workbook...
ReviewHighlightChanges	button	Highlight Changes...
CompareAndMergeWorkbooks	button	Compare and Merge Workbooks...
DatabaseQueryNew	button	New Database Query...
DataValidationClearValidationCircles	button	Clear Validation Circles
ActiveXImage	button	Image
ShadowOnOrOffClassic	toggleButton	Shadow On/Off
ObjectSetShapeDefaults	button	Set AutoShape Defaults
FileSendAsAttachment	button	E-mail
FileNewDefault	button	New
FilePrintQuick	button	Quick Print
PictureInsertFromFile	button	Picture...
ShapeStraightConnectorArrow	toggleButton	Straight Arrow Connector
ShapeElbowConnectorArrow	toggleButton	Elbow Arrow Connector
PasteAsHyperlink	button	Paste as Hyperlink
ParagraphDistributed	toggleButton	Distributed
PictureSetTransparentColor	toggleButton	Set Transparent Color
PivotTableSolveOrder	button	Solve Order...
PivotTableReport	button	PivotTable and PivotChart Wizard
ReviewProtectAndShareWorkbook	button	Protect Sharing
OutlineGroup	button	Group...
OutlineUngroup	button	Ungroup...
IndentIncreaseExcel	button	Increase Indent
IndentDecreaseExcel	button	Decrease Indent
HangulHanjaConversion	button	Hangul Hanja Conversion...
MacroSecurity	button	Macro Security
WebPagePreview	button	Web Page Preview

<b>idMso</b>	<b>Control Type</b>	<b>Label</b>
SendCopySendNow	button	Send Now
SendCopySelectNames	button	Select Names
SendCopySendToMailRecipient	toggleButton	Mail Recipient
ComAddInsDialog	button	COM Add-Ins...
PivotChartInsertClassic	button	PivotChart
PivotFieldListShowHide	toggleButton	Field List
FileSaveAsWebPage	button	Save as Web Page...
GetExternalDataFromWeb	button	From Web
WebOptionsDialog	button	Web Options...
GetExternalDataFromText	button	From Text
FilePublishAsWebPage	button	Publish as Web Page...
PivotTableOlapOffline	button	Offline OLAP...
ObjectsMultiSelect	button	Select Multiple Objects
TextDirectionContext	toggleButton	Context
CalculateFull	button	TBA
WatchWindow	toggleButton	Watch Window
FormulaEvaluate	button	Evaluate Formula
AutoSumAverage	button	Average
AutoSumCount	button	Count Numbers
AutoSumMax	button	Max
AutoSumMin	button	Min
AutoSumMoreFunctions	button	More Functions...
PasteFormulas	button	Formulas
PasteNoBorders	button	No Borders
PasteTranspose	button	Transpose
DrawingCanvasFit	button	Fit
DrawingCanvasResize	button	Resize
DrawingCanvasExpand	button	Expand
ReviewSendForReview	button	Send for Review...

<b>idMso</b>	<b>Control Type</b>	<b>Label</b>
BorderDrawMenu	splitButton	Draw Border
BorderErase	toggleButton	Erase Border
BorderStyle	dropDown	Line Style
ShowFormulas	toggleButton	Show Formulas
PivotTableOlapPropertyFields	button	Property Fields...
TranslationPane	button	Translate...
ErrorChecking	button	Error Checking...
FileCheckOut	button	Check Out
FileCheckIn	button	Check In
PivotTableGenerateGetPivotData	checkBox	Generate GetPivotData
ReviewReplyWithChanges	button	Reply with Changes...
ReviewEndReview	button	End Review...
BorderDrawLine	toggleButton	Draw Border
BorderDrawGrid	toggleButton	Draw Border Grid
GetExternalDataImportClassic	button	Import External Data
PicturesCompress	button	Compress Pictures...
VerticallyDistributed	button	Vertically Distributed
ReviewAllowUsersToEditRanges	button	Allow Users to Edit Ranges...
SpeakCells	button	Speak Cells
SpeakStop	button	Stop Speaking
SpeakByRows	toggleButton	By Rows
SpeakByColumns	toggleButton	By Columns
SpeakOnEnter	toggleButton	On Enter
TableInsertExcel	button	Table
ResearchPane	toggleButton	Research...
TableStyleTotalsRow	checkBox	Total Row
TableRowsInsertAboveExcel	button	Insert Table Rows Above
TableRowsDeleteExcel	button	Delete Table Rows
TableConvertToRange	button	Convert to Range

<b>idMso</b>	<b>Control Type</b>	<b>Label</b>
PrintListRange	button	Print List
FileInternetFax	button	Internet Fax
XmlExport	button	Export
XmlImport	button	Import
ViewDocumentActionsPane	toggleButton	Document Actions
ReviewShowInk	toggleButton	Show Ink
TableColumnsInsertLeftExcel	button	Insert Table Columns to the Left
TableColumnsDeleteExcel	button	Delete Table Columns
InkDeleteAllInk	button	Delete All Ink
TableUnlinkExternalData	button	Unlink
TableExportTableToSharePointList	button	Export Table to SharePoint List...
PrivacyOptionsDialog	button	Privacy Options...
ListSynchronize	button	Synchronize List
ChangesDiscardAndRefresh	button	Discard Changes and Refresh
TableOpenInBrowser	button	Open in Browser
TableResize	button	Resize Table
XmlExpansionPacksExcel	button	Expansion Packs
FileVersionHistory	button	View Version History
XmlDataRefresh	button	Refresh Data
XmlMapProperties	button	Map Properties
WindowSideBySideSynchronousScrolling	toggleButton	Synchronous Scrolling
WindowResetPosition	button	Reset Window Position
InkColorMoreColorsDialog	button	More Ink Colors...
ContactUs	button	Contact Us...
FilePermissionUnrestricted	toggleButton	Unrestricted Access
FilePermissionDoNotDistribute	toggleButton	Restricted Access
FilePermissionView	button	View Permission
FilePermission	button	Permission
Thesaurus	button	Thesaurus...

<b>idMso</b>	<b>Control Type</b>	<b>Label</b>
InkingStart	button	Start Inking
CheckForUpdates	button	Check for Updates
InkCopyAsText	button	Copy Ink As Text
InkEraser	toggleButton	Eraser
FilePermissionRestrictAs	button	Manage Credentials
Connections	button	Connections
FileViewDigitalSignatures	toggleButton	View Signatures
FileWorkflowTasks	button	View Workflow Tasks
FileStartWorkflow	button	Workflows
SignatureLineInsert	button	Signature Line
LabelInsert	button	Label
BarcodeInsert	button	Barcode
ViewPageLayoutView	toggleButton	Page Layout
PivotClearAll	button	Clear All
ChartStylesGallery	gallery	Quick Styles
ChartLayoutGallery	gallery	Quick Layout
ChartSaveTemplates	button	Save As Template
ChartAxisTitles	menu	Axis Titles
ChartAxes	menu	Axes
ChartGridlines	menu	Gridlines
ChartFormatSelection	button	Format Selection
ChartElementSelector	comboBox	Chart Elements
PageMarginsGallery	gallery	Margins
TabPictureToolsFormat	tab	Format
TabDrawingToolsFormat	tab	Format
ShapesInsertGallery	gallery	Shapes
ShapeChangeShapeGallery	gallery	Change Shape
ShapeFillTextureGallery	gallery	Texture
ShapeStylesGallery	gallery	Quick Styles

<b>idMso</b>	<b>Control Type</b>	<b>Label</b>
PageOrientationGallery	gallery	Orientation
FileServerTasksMenu	menu	Server
FileSendMenu	menu	Send
TabInsert	tab	Insert
TabPageLayoutExcel	tab	Page Layout
TabView	tab	View
GroupFont	group	Font
GroupStyles	group	Styles
GroupProofing	group	Proofing
GroupInsertIllustrations	group	Illustrations
GroupShapes	group	Insert Shapes
GroupPageSetup	group	Page Setup
GroupComments	group	Comments
GroupPictureSize	group	Size
GroupDrawBorders	group	Draw Borders
GroupTableProperties	group	Properties
GroupTableTools	group	Tools
GroupArrange	group	Arrange
GroupShapeStyles	group	Shape Styles
TabFormulas	tab	Formulas
TabData	tab	Data
TabReview	tab	Review
GroupChartLayouts	group	Chart Layouts
GroupChartStyles	group	Chart Styles
GroupChartAxes	group	Axes
GroupChartShapes	group	Insert
GroupNumber	group	Number
GroupAlignmentExcel	group	Alignment
GroupCells	group	Cells

<b>idMso</b>	<b>Control Type</b>	<b>Label</b>
GroupSortFilter	group	Sort & Filter
GroupInsertTablesExcel	group	Tables
GroupPageLayoutScaleToFit	group	Scale to Fit
GroupPageLayoutSheetOptions	group	Sheet Options
GroupFunctionLibrary	group	Function Library
GroupNamedCells	group	Defined Names
GroupFormulaAuditing	group	Formula Auditing
GroupGetExternalData	group	Get External Data
GroupConnections	group	Connections
GroupOutline	group	Outline
GroupDataTools	group	Data Tools
GroupChangesExcel	group	Changes
ObjectEffectPresetGallery	gallery	Preset
PictureEffectsPresetGallery	gallery	Preset
_3DRotationGallery	gallery	3-D Rotation
TabSmartArtToolsDesign	tab	Design
TabSmartArtToolsFormat	tab	Format
TabChartToolsDesign	tab	Design
TabChartToolsLayout	tab	Layout
TabChartToolsFormat	tab	Format
ShapeFillColorPicker	gallery	Shape Fill
OutlineColorPicker	gallery	Picture Border
FileDocumentInspect	button	Inspect Document
AlignLeftToRightMenu	splitButton	Left-to-Right
GroupControls	group	Controls
GroupZoom	group	Zoom
ArrowStyleGallery	gallery	Arrows
OutlineDashesGallery	gallery	Dashes
OutlineWeightGallery	gallery	Weight



<b>idMso</b>	<b>Control Type</b>	<b>Label</b>
GroupPictureTools	group	Adjust
GroupSize	group	Size
FormatCellsNumberDialog	button	Format Cell Number
FormatCellsFontDialog	button	Format Cell Font
CellAlignmentOptions	button	Format Cell Alignment
PageSetupPageDialog	button	Page Setup
PageSetupSheetDialog	button	Sheet Options
TabPivotTableToolsOptions	tab	Options
PivotTableLayoutGrandTotals	menu	Grand Totals
TabPivotTableToolsDesign	tab	Design
GroupPivotTableActiveField	group	Active Field
GroupPivotTableLayout	group	Layout
GroupPivotTableSort	group	Sort
GroupPivotTableShowHide	group	Show/Hide
PivotTableLayoutSubtotals	menu	Subtotals
GroupPivotTableGroup	group	Group
GroupPivotTableTools	group	Tools
GroupPivotTableData	group	Data
GroupPivotTableOptions	group	PivotTable
GroupPivotTableStyles	group	PivotTable Styles
GroupPivotTableStyleOptions	group	PivotTable Style Options
WrapText	toggleButton	Wrap Text
ClearMenu	menu	Clear
ReviewTrackChangesMenu	menu	Track Changes
ObjectAlignMenu	menu	Align
ObjectRotateGallery	gallery	Rotate
FillMenu	menu	Fill
OrientationMenu	menu	Orientation
MergeCenterMenu	splitButton	Merge

<b>idMso</b>	<b>Control Type</b>	<b>Label</b>
AutoSumMenu	splitButton	AutoSum
PrintAreaMenu	menu	Print Area
PageBreakMenu	menu	Breaks
NameDefineMenu	splitButton	Define Name
RefreshMenu	splitButton	Refresh
WhatIfAnalysisMenu	menu	What-If Analysis
PivotTableFormulasMenu	menu	Formulas
PivotTableOlapTools	menu	OLAP tools
PivotTableOptionsMenu	splitButton	Table Options
ErrorCheckingMenu	splitButton	Error Checking
TraceRemoveArrowsMenu	splitButton	Remove Arrows
SortFilterMenu	menu	Sort & Filter
FontColorPicker	gallery	Font Color
CellFillColorPicker	gallery	Shading
BorderDoubleBottom	button	Bottom Double Border
TabHome	tab	Home
ChartTitle	gallery	Chart Title
ChartPrimaryHorizontalAxisTitle	gallery	Primary Horizontal Axis Title
ChartPrimaryVerticalAxisTitle	gallery	Primary Vertical Axis Title
ChartDepthAxisTitle	gallery	Depth Axis Title
ChartLegend	gallery	Legend
ChartDataLabel	gallery	Data Labels
ChartPrimaryHorizontalGridlines	gallery	Primary Horizontal Gridlines
ChartPrimaryVerticalGridlines	gallery	Primary Vertical Gridlines
ChartDepthGridlines	gallery	Depth Gridlines
ChartPrimaryHorizontalAxis	gallery	Primary Horizontal Axis
ChartPrimaryVerticalAxis	gallery	Primary Vertical Axis
ChartDepthAxis	gallery	Depth Axis
ChartDataTable	gallery	Data Table

<b>idMso</b>	<b>Control Type</b>	<b>Label</b>
ChartTrendline	gallery	Trendline
ChartErrorBars	gallery	Error Bars
ChartLines	gallery	Lines
ChartUpDownBars	gallery	Up/Down Bars
ChartPlotArea	gallery	Plot Area
ChartWall	gallery	Chart Wall
ChartFloor	gallery	Chart Floor
SmartArtAddShape	button	Add Shape
SmartArtLargerShape	button	Larger
SmartArtSmallerShape	button	Smaller
SmartArtResetGraphic	button	Reset Graphic
SmartArtTextPane	toggleButton	Text Pane
SmartArtEditIn2D	toggleButton	Edit in 2-D
SmartArtLayoutGallery	gallery	Change Layout
SmartArtMoreLayoutsDialog	button	More Layouts...
SmartArtStylesGallery	gallery	Quick Styles
SmartArtChangeColorsGallery	gallery	Change Colors
ObjectEffectSoftEdgesGallery	gallery	Soft Edges
ObjectEffectGlowGallery	gallery	Glow
GradientGallery	gallery	Gradient
ObjectEffectShadowGallery	gallery	Shadow
WordArtInsertGallery	gallery	WordArt
TextEffectTransformGallery	gallery	Transform
TabHeaderAndFooterToolsDesign	tab	Design
HeaderFooterHeaderGallery	gallery	Header
HeaderFooterFooterGallery	gallery	Footer
GroupHeaderFooterElements	group	Header & Footer Elements
HeaderFooterPageNumberInsertExcel	button	Page Number
HeaderFooterNumberOfPagesInsert	button	Number of Pages

<b>idMso</b>	<b>Control Type</b>	<b>Label</b>
HeaderFooterCurrentDate	button	Current Date
HeaderFooterCurrentTimeInsert	button	Current Time
HeaderFooterFilePathInsert	button	File Path
HeaderFooterFileNameInsert	button	File Name
HeaderFooterSheetNameInsert	button	Sheet Name
HeaderFooterAlignMargins	checkBox	Align with Page Margins
HeaderFooterPictureInsert	button	Picture
HeaderFooterFormatPicture	button	Format Picture
GroupHeaderFooterOptions	group	Options
HeaderFooterDifferentOddEvenPageExcel	checkBox	Different Odd & Even Pages
HeaderFooterDifferentFirstPageExcel	checkBox	Different First Page
HeaderFooterScaleWithDocument	checkBox	Scale with Document
SheetTabColorGallery	gallery	Tab Color
FontShadingColorMoreColorsDialog	button	More Colors...
FontColorMoreColorsDialogExcel	button	More Colors...
BorderMoreColorsDialog	button	More Colors...
SheetTabColorMoreColorsDialog	button	More Colors...
PivotTableNewStyle	button	New PivotTable Style...
PivotPlusMinusFieldHeadersShowHide	toggleButton	Field Headers
PivotTableExpandField	button	Expand Entire Field
PivotCollapseField	button	Collapse Entire Field
ConditionalFormattingDataBarsGallery	gallery	Data Bars
ConditionalFormattingColorScalesGallery	gallery	Color Scales
ConditionalFormattingIconSetsGallery	gallery	Icon Sets
ConditionalFormattingDataBarsMoreOptions	button	More Rules...
ConditionalFormattingColorScalesMore	button	More Rules...
ConditionalFormattingIconSetsMore	button	More Rules...
TableColumnsInsertRightExcel	button	Insert Table Column to the Right
TableRowsInsertBelowExcel	button	Insert Table Row Below

<b>idMso</b>	<b>Control Type</b>	<b>Label</b>
ConditionalFormattingHighlightBetween	button	Between...
ConditionalFormattingClearSelectedCells	button	Clear Rules from Selected Cells
ConditionalFormattingClearSheet	button	Clear Rules from Entire Sheet
ConditionalFormattingClearTable	button	Clear Rules from This Table
ConditionalFormattingClearPivotTable	button	Clear Rules from This PivotTable
PivotTableStylesGallery	gallery	Quick Styles
FormatAsTableGallery	gallery	Format as Table
TableStylesGalleryExcel	gallery	Quick Styles
ConditionalFormattingsManage	button	Manage Rules...
ConditionalFormattingHighlightGreaterThan	button	Greater Than...
ConditionalFormattingHighlightLessThan	button	Less Than...
ConditionalFormattingHighlightEqualTo	button	Equal To...
ConditionalFormattingHighlightTextContaining	button	Text that Contains...
ConditionalFormattingHighlightDateOccuring	button	A Date Occurring...
ConditionalFormattingHighlightDuplicateValues	button	Duplicate Values...
ConditionalFormattingTopNItems	button	Top 10 Items...
ConditionalFormattingTopNPercent	button	Top 10 %...
ConditionalFormattingBottomNItems	button	Bottom 10 Items...
ConditionalFormattingBottomNPercent	button	Bottom 10 %...
ConditionalFormattingAboveAverage	button	Above Average...
ConditionalFormattingBelowAverage	button	Below Average...
RemoveDuplicates	button	Remove Duplicates
FilterReapply	button	Reapply
ThemeColorsGallery	gallery	Colors
PivotTableInsert	button	PivotTable
PivotChartInsert	button	PivotChart
PivotTableMove	button	Move PivotTable
PivotTableChangeDataSource	button	Change Data Source...
GroupSmartArtLayouts	group	Layouts

<b>idMso</b>	<b>Control Type</b>	<b>Label</b>
GroupSmartArtQuickStyles	group	SmartArt Styles
GroupSmartArtCreateGraphic	group	Create Graphic
GroupSmartArtReset	group	Reset
GroupSmartArtSize	group	Size
ConditionalFormattingHighlightCellsMenu	menu	Highlight Cells Rules
ConditionalFormattingTopBottomMenu	menu	Top/Bottom Rules
FormatCellsMenu	menu	Format
ConditionalFormattingClearMenu	menu	Clear Rules
ThemeSearchOfficeOnline	button	More Themes on Microsoft Office Online...
FontColorCycle	button	Color
TabAddIns	tab	Add-Ins
CellsInsertSmart	button	Insert Cells
CellsDeleteSmart	button	Delete Cells...
ObjectEditShapeMenu	menu	Edit Shape
PivotTableLayoutReportLayout	menu	Report Layout
PivotTableLayoutShowInCompactForm	button	Show in Compact Form
PivotTableLayoutShowInOutlineForm	button	Show in Outline Form
PivotTableLayoutShowInTabularForm	button	Show in Tabular Form
PivotTableClearMenu	menu	Clear
ConditionalFormattingTopBottomMore	button	More Rules...
ConditionalFormattingHighlightRulesMore	button	More Rules...
CellStylesGallery	gallery	Cell Styles
CellStyleNew	button	New Cell Style...
CellStylesMerge	button	Merge Styles...
TableStyleNew	button	New Table Style...
TableStyleClear	button	Clear
TableStyleHeaderRow	checkBox	Header Row
FilePublishExcelServices	button	Excel Services
PivotTableOlapConvertToFormulas	button	Convert to Formulas

<b>idMso</b>	<b>Control Type</b>	<b>Label</b>
PivotTableLayoutBlankRows	menu	Blank Rows
TableStyleFirstColumn	checkBox	First Column
TableStyleLastColumn	checkBox	Last Column
TableStyleBandedRows	checkBox	Banded Rows
TableStyleBandedColumns	checkBox	Banded Columns
TableStyleRowHeaders	checkBox	Row Headers
TableStyleColumnHeaders	checkBox	Column Headers
TableSummarizeWithPivot	button	Summarize with PivotTable
ConnectionProperties	button	Connection Properties...
PivotClearFilters	button	Clear Filters
GetExternalDataFromAccess	button	From Access
GetExternalDataFromOtherSources	gallery	From Other Sources
GetExternalDataExistingConnections	button	Existing Connections
GroupThemesExcel	group	Themes
PivotPlusMinusButtonsShowHide	toggleButton	+/- Buttons
FileSaveAsPdfOrXps	button	Publish as PDF or XPS
FileSaveAsExcelOpenDocumentSpreadsheet	button	OpenDocument Spreadsheet
MoreControlsDialog	button	More Controls...
GroupCode	group	Code
TabDeveloper	tab	Developer
GroupXml	group	XML
PageScaleToFitWidth	comboBox	Width:
PageScaleToFitHeight	comboBox	Height:
SelectMenuExcel	menu	Find & Select
GoToSpecial	button	Go To Special...
GoToFormulas	button	Formulas
GoToComments	button	Comments
GoToConditionalFormatting	button	Conditional Formatting
GoToConstants	button	Constants

<b>idMso</b>	<b>Control Type</b>	<b>Label</b>
GoToDataValidation	button	Data Validation
PrintTitles	button	Print Titles
NameUseInFormula	gallery	Use in Formula
CalculationOptionsMenu	menu	Calculation Options
CalculationOptionsManually	toggleButton	Manual
CalculationOptionsAutomatically	toggleButton	Automatic
CalculationOptionsAutomaticallyExceptDataTables	toggleButton	Automatic Except for Data Tables
XmlSource	toggleButton	Source...
GroupClipboard	group	Clipboard
GroupInsertLinks	group	Links
GroupInsertBarcode	group	Barcode
GroupCalculation	group	Calculation
BordersGallery	splitButton	Borders
BordersMoreDialog	button	More Borders...
PageScaleToFitOptionsDialog	button	More Pages...
PageBreakInsertExcel	button	Insert Page Break
PageBreakRemove	button	Remove Page Break
PageSizeGallery	gallery	Size
ObjectPictureFill	button	Picture...
PivotTableGroupSelection	button	Group Selection
PivotTableGroupField	button	Group Field
WindowSwitchWindowsMenuExcel	menu	Switch Windows
ThemeColorsCreateNew	button	Create New Theme Colors...
ThemeFontsCreateNew	button	Create New Theme Fonts...
ShapeFillMoreGradientsDialog	button	More Gradients...
ShadowOptionsDialog	button	Shadow Options...
MarginsCustomMargins	button	Custom Margins...
FunctionsRecentlyUsedtInsertGallery	gallery	Recently Used
FunctionsFinancialInsertGallery	gallery	Financial



<b>idMso</b>	<b>Control Type</b>	<b>Label</b>
FunctionsDateTimeInsertGallery	gallery	Date & Time
FunctionsMathTrigInsertGallery	gallery	Math & Trig
FunctionsTextInsertGallery	gallery	Text
FunctionsLogicalInsertGallery	gallery	Logical
FunctionsStatisticalInsertGallery	gallery	Statistical
FunctionsLookupReferenceInsertGallery	gallery	Lookup & Reference
FunctionsInformationInsertGallery	gallery	Information
TabTableToolsDesignExcel	tab	Design
GroupTableStyleOptions	group	Table Style Options
GroupTableExternalData	group	External Table Data
GroupEditingExcel	group	Editing
FileCompatibilityChecker	button	Run Compatibility Checker
ThemeFontsGallery	gallery	Fonts
ThemeEffectsGallery	gallery	Effects
FileProperties	toggleButton	Properties
TabPrintPreview	tab	Print Preview
GroupPrintPreviewPrint	group	Print
GroupPrintPreviewPreview	group	Preview
SortDialog	button	Sort...
SortAscendingExcel	button	Sort Ascending
SortDescendingExcel	button	Sort Descending
SortCustomExcel	button	Custom Sort...
FileCreateDocumentWorkspace	toggleButton	Create Document Workspace
FileSaveToDocumentManagementServer	button	Document Management Server
FileDocumentManagementInformation	toggleButton	Document Management Information
QuickAccessToolbarCustomization	button	Customize Quick Access Toolbar...
FilePrepareMenu	menu	Prepare
FileMarkAsFinal	toggleButton	Mark as Final
FileAddDigitalSignature	button	Add a Digital Signature

<b>idMso</b>	<b>Control Type</b>	<b>Label</b>
SignatureServicesAdd	button	Add Signature Services...
TextBoxInsertMenu	splitButton	Text Box
TextBoxInsertHorizontal	toggleButton	Horizontal Text Box
ControlProperties	button	Properties
ViewCode	button	View Code
GroupHeaderFooterNavigation	group	Navigation
ShadowStyleGalleryClassic	gallery	Shadow Effects
GroupInkSelect	group	Select
NumberFormatGallery	comboBox	Number Format
NumberFormatsDialog	button	More Number Formats...
PageSizeMorePaperSizesDialogExcel	button	More Paper Sizes...
PictureBrightnessGallery	gallery	Brightness
PictureContrastGallery	gallery	Contrast
SmartArtAddShapeAfter	button	Add Shape After
SmartArtAddShapeBefore	button	Add Shape Before
SmartArtAddShapeAbove	button	Add Shape Above
SmartArtAddShapeBelow	button	Add Shape Below
SmartArtAddAssistant	button	Add Assistant
ChartSwitchRowColumn	button	Switch Row/Column
ChartChangeType	button	Change Chart Type...
GroupChartData	group	Data
GroupChartLocation	group	Location
GroupChartType	group	Type
_3DRotationOptionsDialog	button	3-D Rotation Options...
_3DBevelOptionsDialog	button	3-D Options...
SelectionPane	toggleButton	Selection Pane...
SmartArtOrganizationChartLeftHanging	button	Left Hanging
SmartArtOrganizationChartRightHanging	button	Right Hanging
SmartArtOrganizationChartBoth	button	Both

<b>idMso</b>	<b>Control Type</b>	<b>Label</b>
SmartArtOrganizationChartStandard	button	Standard
SmartArtRightToLeft	toggleButton	Right to Left
ViewMessageBar	checkBox	Message Bar
NameManager	button	Name Manager
NameDefine	button	Define Name...
AccountingFormatExcel	button	
AccountingFormatMoreExcel	button	More Accounting Formats...
ShapeStylesOtherThemeFillsGallery	gallery	Other Theme Fills
SmartArtOrganizationChartMenu	menu	Layout
_3DEffectsGalleryClassic	gallery	3-D Effects
_3DDirectionGalleryClassic	gallery	Direction
_3DLightingGalleryClassic	gallery	Lighting
GroupShadowEffects	group	Shadow Effects
Group3DEffects	group	3-D Effects
ShadowColorPickerClassic	gallery	Shadow Color
_3DEffectColorPickerClassic	gallery	3-D Color
ControlsGallery	gallery	Insert
GoToHeader	button	Go to Header
GoToFooter	button	Go to Footer
UnderlineGallery	splitButton	Underline
GroupAddInsMenuCommands	group	Menu Commands
GroupAddInsToolbarCommands	group	Toolbar Commands
ViewFreezePanelsGallery	gallery	Freeze Panes
GroupInk	group	Ink
TabInkToolsPens	tab	Pens
GroupInkPens	group	Pens
GroupInkClose	group	Close
InkBallpointPen	toggleButton	Ballpoint Pen
InkFeltTipPen	toggleButton	Felt Tip Pen

<b>idMso</b>	<b>Control Type</b>	<b>Label</b>
InkHighlighter	toggleButton	Highlighter
PhoneticGuideMenu	splitButton	Phonetic Guide
MarginsShowHide	checkBox	Show Margins
_3DSurfaceMaterialGalleryClassic	gallery	Surface
_3DExtrusionDepthGalleryClassic	gallery	Depth
GroupHeaderFooter	group	Header & Footer
FunctionsCubeInsertGallery	gallery	Cube
FunctionsEngineeringInsertGallery	gallery	Engineering
ThemeSaveCurrent	button	Save Current Theme...
ThemesGallery	gallery	Themes
ChartResetToMatchStyle	button	Reset to Match Style
Chart3DView	button	3-D Rotation...
ObjectSizeAndPropertiesDialog	button	Size and Properties...
ShapeConvertToFreeform	button	Convert to Freeform
ReflectionGallery	gallery	Reflection
PictureRecolorGallery	gallery	Recolor
SmartArtPromote	button	Promote
SmartArtDemote	button	Demote
TabPivotChartToolsAnalyze	tab	Analyze
GroupPivotChartShowOrHide	group	Show/Hide
GroupPivotChartData	group	Data
GroupPivotChartActiveField	group	Active Field
PivotChartFilterShow	toggleButton	PivotChart Filter
ChartTitleOptionsDialog	button	More Title Options...
ChartLegendOptionsDialogDialog	button	More Legend Options...
ChartDataLabelDialog	button	More Data Label Options...
ChartPrimaryHorizontalAxisTitleOptionsDialog	button	More Primary Horizontal Axis Title Options...
ChartPrimaryVerticalAxisTitleOptionsDialog	button	More Primary Vertical Axis Title Options...

<b>idMso</b>	<b>Control Type</b>	<b>Label</b>
ChartSecondaryHorizontalAxisTitleOptionsDialog	button	More Secondary Horizontal Axis Title Options...
ChartSecondaryVerticalAxisTitleOptionsDialog	button	More Secondary Vertical Axis Title Options...
ChartDepthAxisTitleOptionsDialog	button	More Depth Axis Title Options...
ChartPrimaryHorizontalGridlinesOptionsDialog	button	More Primary Horizontal Gridlines Options...
ChartPrimaryVerticalGridlinesOptionsDialog	button	More Primary Vertical Gridlines Options...
ChartSecondaryHorizontalGridlinesOptionsDialog	button	More Secondary Horizontal Gridlines Options...
ChartSecondaryVerticalGridlinesOptionsDialog	button	More Secondary Vertical Gridlines Options...
ChartDepthGridlinesOptionsDialog	button	More Depth Gridlines Options...
ChartPrimaryHorizontalAxisOptionsDialog	button	More Primary Horizontal Axis Options...
ChartPrimaryVerticalAxisOptionsDialog	button	More Primary Vertical Axis Options...
ChartSecondaryHorizontalAxisOption	button	More Secondary Horizontal Axis Options...
ChartSecondaryVerticalAxisOptionsDialog	button	More Secondary Vertical Axis Options...
ChartDepthAxisOptionsDialog	button	More Depth Axis Options...
ChartDataTableOptionsDialog	button	More Data Table Options...
ChartTrendlineOptionsDialog	button	More Trendline Options...
ChartErrorBarsOptionsDialog	button	More Error Bars Options...
ChartUpDownBarsOptionsDialog	button	More Up/Down Bars Options...
ChartPlotAreaOptionsDialog	button	More Plot Area Options...
ChartWallOptionsDialog	button	More Walls Options...
ChartFloorOptionsDialog	button	More Floor Options...
ChartSecondaryHorizontalAxisTitle	gallery	Secondary Horizontal Axis Title
ChartSecondaryVerticalAxisTitle	gallery	Secondary Vertical Axis Title
ChartSecondaryHorizontalGridlines	gallery	Secondary Horizontal Gridlines
ChartSecondaryVerticalGridlines	gallery	Secondary Vertical Gridlines
ChartSecondaryHorizontalAxis	gallery	Secondary Horizontal Axis

<b>idMso</b>	<b>Control Type</b>	<b>Label</b>
ChartSecondaryVerticalAxis	gallery	Secondary Vertical Axis
GroupAddInsCustomToolbars	group	Custom Toolbars
ConditionalFormattingMenu	menu	Conditional Formatting
TabPivotChartToolsDesign	tab	Design
TabPivotChartToolsLayout	tab	Layout
TabPivotChartToolsFormat	tab	Format
ObjectBringToFrontMenu	splitButton	Bring to Front
ObjectSendToBackMenu	splitButton	Send to Back
ObjectsGroupMenu	menu	Group
SignatureLineInsertMenu	splitButton	Signature Line
FileSaveAsExcel97_2003	button	Excel 97-2003 Workbook
TextBoxInsertExcel	toggleButton	Text Box
FileSaveAsMenu	splitButton	Save As Other Format
FilePrintMenu	splitButton	Preview and Print
FilePermissionRestrictMenu	menu	Restrict Permission
InsertCellstMenu	splitButton	Insert
PivotTableInsertMenu	splitButton	PivotTable
OutlineGroupMenu	splitButton	Group
OutlineUngroupMenu	splitButton	Ungroup
FormulaMoreFunctionsMenu	menu	More Functions
DocumentPanelTemplate	button	Document Panel
GroupModify	group	Modify
ViewGridlinesToggleExcel	toggleButton	View Gridlines
BevelShapeGallery	gallery	Bevel
_3DBevelPictureTopGallery	gallery	Bevel
EditLinks	button	Edit Links
GlowColorPicker	gallery	More Glow Colors
RecolorColorPicker	gallery	More Variations
GlowColorMoreColorsDialog	button	More Colors...

<b>idMso</b>	<b>Control Type</b>	<b>Label</b>
PictureRecolorMoreColorsDialog	button	More Colors...
SmartArtAddBullet	button	Add Bullet
PictureChange	button	Change Picture...
GroupWordArtStyles	group	WordArt Styles
TextFillColorPicker	gallery	Text Fill
TextOutlineColorPicker	gallery	Text Outline
TextOutlineColorMoreColorsDialog	button	More Outline Colors...
TextEffectsMenu	menu	Text Effects
TextStylesGallery	gallery	Quick Styles
WordArtClear	button	Clear WordArt
TextPictureFill	button	Picture...
TextFillGradientGallery	gallery	Gradient
TextFillMoreGradientsDialog	button	More Gradients...
TextFillTextureGallery	gallery	Texture
TextOutlineDashesGallery	gallery	Dashes
TextOutlineMoreLinesDialog	button	More Lines...
TextOutlineWeightGallery	gallery	Weight
TextEffectShadowGallery	gallery	Shadow
TextEffectsMoreShadowsDialog	button	Shadow Options...
TextEffectsBevelMore3DOptionsDialog	button	3-D Options...
TextEffects3DRotationGallery	gallery	3-D Rotation
TextEffects3DRotationOptionsDialog	button	3-D Rotation Options...
TextEffectGlowGallery	gallery	Glow
TextGlowColorPicker	gallery	More Glow Colors
TextGlowColorMoreColorsDialog	button	More Colors...
TextReflectionGallery	gallery	Reflection
ShapeEffectsMenu	menu	Shape Effects
PivotTableSubtotalsDoNotShow	button	Do Not Show Subtotals
PivotTableSubtotalsOnBottom	button	Show all Subtotals at Bottom of Group

<b>idMso</b>	<b>Control Type</b>	<b>Label</b>
PivotTableSubtotalsOnTop	button	Show all Subtotals at Top of Group
PivotTableGrandTotalsOffForRowsAndColumns	button	Off for Rows and Columns
PivotTableGrandTotalsOnForRowsAndColumns	button	On for Rows and Columns
PivotTableGrandTotalsOnForRowsOnly	button	On for Rows Only
PivotTableGrandTotalsOnForColumnsOnly	button	On for Columns Only
PivotTableBlankRowsInsert	button	Insert Blank Line after Each Item
PivotTableBlankRowsRemove	button	Remove Blank Line after Each Item
GroupChartCurrentSelection	group	Current Selection
GroupChartLabels	group	Labels
AlignTopExcel	toggleButton	Top Align
AlignMiddleExcel	toggleButton	Middle Align
AlignBottomExcel	toggleButton	Bottom Align
BevelTextGallery	gallery	Bevel
PictureCorrectionsDialog	button	Picture Corrections Options...
GroupTableStylesExcel	group	Table Styles
ConditionalFormattingNewRule	button	New Rule...
SmartArtAddShapeSplitMenu	splitButton	Add Shape Options
ViewRulerExcel	checkBox	Ruler
GroupInkFormat	group	Format
InkColorPicker	gallery	Color
BorderColorPickerExcel	gallery	Line Color
GroupSmartArtShapes	group	Shapes
GroupInsertText	group	Text
ShapeOutlineColorPicker	gallery	Picture Border
TableDeleteRowsAndColumnsMenu	splitButton	Delete
AccountingFormatMenu	splitButton	
GroupChartProperties	group	Properties
PivotTableEditDataSource	splitButton	Edit Data Source
FileExcelServicesOptions	button	Excel Services Options



<b>idMso</b>	<b>Control Type</b>	<b>Label</b>
TableExportMenu	menu	Export
TableExportTableToVisioPivotDiagram	button	Export Table to Visio PivotDiagram...
PasteMenu	splitButton	Paste
GroupPictureStyles	group	Picture Styles
PictureStylesGallery	gallery	Quick Styles
GroupInsertChartsExcel	group	Charts
ChartTypeColumnInsertGallery	gallery	Column
ChartTypeLineInsertGallery	gallery	Line
ChartTypePieInsertGallery	gallery	Pie
ChartTypeBarInsertGallery	gallery	Bar
ChartTypeAreaInsertGallery	gallery	Area
ChartTypeXYScatterInsertGallery	gallery	Scatter
ChartTypeOtherInsertGallery	gallery	Other Charts
ChartTypeAllInsertDialog	button	All Chart Types...
PivotChartClearMenu	menu	Clear
PictureEffectsShadowGallery	gallery	Shadow
PictureEffectsGlowGallery	gallery	Glow
PictureEffectsSoftEdgesGallery	gallery	Soft Edges
PictureReflectionGallery	gallery	Reflection
PictureRotationGallery	gallery	3-D Rotation
InkToolsClose	button	Close Ink Tools
SheetRowsInsert	button	Insert Sheet Rows
SheetColumnsInsert	button	Insert Sheet Columns
SheetRowsDelete	button	Delete Sheet Rows
SheetColumnsDelete	button	Delete Sheet Columns
GroupViewShowHide	group	Show/Hide
GroupWindow	group	Window
GroupWorkbookViews	group	Workbook Views
ViewHeadings	checkBox	View

<b>idMso</b>	<b>Control Type</b>	<b>Label</b>
RefreshAllMenu	splitButton	Refresh
HideAndUnhideMenu	menu	Hide & Unhide
DataValidationMenu	splitButton	Data Validation
FileDocumentEncrypt	toggleButton	Encrypt Document
WordArtFormatDialog	button	Format Text Effects...
ObjectRotationOptionsDialog	button	More Rotation Options...
MoreTextureOptions	button	More Textures...
TextFillColorMoreColorsDialog	button	More Fill Colors...
BorderTopNoToggle	button	Top Border
BorderBottomNoToggle	button	Bottom Border
BorderLeftNoToggle	button	Left Border
BorderRightNoToggle	button	Right Border
WindowSplitToggle	toggleButton	Split
FileEmailAsPdfEmailAttachment	button	E-mail as PDF Attachment
FileEmailAsXpsEmailAttachment	button	E-mail as XPS Attachment
GroupPrintPreviewZoom	group	Zoom
PictureEffectsMenu	menu	Picture Effects
PictureShapeGallery	gallery	Change Shape
GroupChartBackground	group	Background
GroupChartAnalysis	group	Analysis
ZoomToSelection	button	Zoom to Selection
GridlinesExcel	checkBox	View
UnmergeCells	button	Split Cells...
MenuPublish	menu	Publish
ViewSideBySide	toggleButton	View Side by Side
FileSaveAsOtherFormats	button	Save As
FileSaveAsExcelXlsx	button	Excel Workbook
FileSaveAsExcelXlsxMacro	button	Excel Macro-Enabled Workbook
FileSaveAsExcelXlsb	button	Excel Binary Workbook

<b>idMso</b>	<b>Control Type</b>	<b>Label</b>
PasteAsPictureMenu	menu	As Picture
GroupPivotActions	group	Actions
PivotTableSelectFlyout	menu	Select
ZoomCurrent100	button	100%
TextFillMoreTextures	button	More Textures...
GroupMacros	group	Macros
PlayMacro	button	Macros
MenuMacros	splitButton	Macros
AdvertisePublishAs	button	Find add-ins for other file formats
UpgradeWorkbook	button	Convert
ReviewProtectWorkbookMenu	menu	Protect Workbook
ReviewRestrictEditing	toggleButton	Protect Structure and Windows
AlternativeText	button	Size and Properties...
ThemeBrowseForThemes	button	Browse for Themes...
FileCheckOutDiscard	button	Discard Check Out
MdiChildSystemMenu	menu	Document

### 3.1.3 PowerPoint 2007

<b>idMso</b>	<b>Control Type</b>	<b>Label</b>
Spelling	button	Spelling...
FileSave	button	Save
FilePrint	button	Print
TableInsert	button	Insert Table...
ChartInsert	button	Chart...
FileNew	button	New
Copy	button	Copy
Cut	button	Cut
Paste	button	Paste
FileOpen	button	Open

<b>idMso</b>	<b>Control Type</b>	<b>Label</b>
Clear	button	Clear
Superscript	toggleButton	Superscript
Subscript	toggleButton	Subscript
FileClose	button	Close
FormatPainter	toggleButton	Format Painter
FilePrintPreview	toggleButton	Print Preview
PickUpStyle	button	Pick Up Style
PasteApplyStyle	button	Apply Style
Bold	toggleButton	Bold
Italic	toggleButton	Italic
Underline	toggleButton	Underline
AlignLeft	toggleButton	Align Left
AlignRight	toggleButton	Align Right
AlignCenter	toggleButton	Center
AlignJustify	toggleButton	Justify
Undo	gallery	Undo
Redo	gallery	Redo
OutlinePromote	button	Promote
OutlineDemote	button	Demote
OutlineMoveUp	button	Move Up
OutlineMoveDown	button	Move Down
OutlineExpand	button	Expand
OutlineCollapse	button	Collapse
TextBoxInsert	toggleButton	Text Box
FindDialog	button	Find...
BorderTop	toggleButton	Top Border
BorderBottom	toggleButton	Bottom Border
BorderLeft	toggleButton	Left Border
BorderRight	toggleButton	Right Border

<b>idMso</b>	<b>Control Type</b>	<b>Label</b>
BorderInside	toggleButton	Inside Borders
BorderOutside	toggleButton	Outside Borders
BorderNone	toggleButton	No Border
ObjectsGroup	button	Group
ObjectsUngroup	button	Ungroup
ObjectBringToFront	button	Bring to Front
ObjectSendToBack	button	Send to Back
ObjectBringForward	button	Bring Forward
ObjectSendBackward	button	Send Backward
ViewFullScreenView	button	Full Screen
ViewRulerPowerPoint	checkBox	Ruler
ObjectsSelect	toggleButton	Select Objects
MacroPlay	button	Macros
ObjectFlipHorizontal	button	Flip Horizontal
ObjectFlipVertical	button	Flip Vertical
ObjectRotateRight90	button	Rotate Right 90°
ObjectRotateLeft90	button	Rotate Left 90°
GroupDrawing	group	Drawing
ObjectEditPoints	toggleButton	Edit Points
GridSettings	button	Grid Settings...
PropertySheet	button	Property Sheet
OutlineShowTextFormatting	toggleButton	Show Text Formatting
Strikethrough	toggleButton	Strikethrough
WindowsArrangeAll	button	Arrange All
WindowNew	button	New Window
SymbolInsert	button	Symbol...
ReplaceDialog	button	Replace...
PagePrevious	button	Previous Page
PageNext	button	Next Page

<b>idMso</b>	<b>Control Type</b>	<b>Label</b>
TextBoxInsertVertical	toggleButton	Vertical Text Box
RedoOrRepeat	button	Redo
ObjectsRegroup	button	Regroup
FontSizeIncrease	button	Increase Font Size
FontSizeDecrease	button	Decrease Font Size
OleObjectctInsert	button	Object...
SnapToGrid	toggleButton	Snap to Grid
FindNext	button	Find Next
PasteDuplicate	button	Duplicate
SlideNew	button	New Slide
ClipArtInsert	toggleButton	Clip Art...
CreateHandoutsInWord	button	Create Handouts in Microsoft Office Word
Shadow	toggleButton	Shadow
ObjectRotateFree	button	Free Rotate
ShapesMoreShapes	button	More AutoShapes
SlideMasterMasterLayout	button	Slide Layout...
CollapseAll	button	Collapse All
OutlineExpandAll	button	Expand All
CombineCharacters	toggleButton	Yoko-Gumi
SlideHide	toggleButton	Hide Slide
AnimationCustom	toggleButton	Custom Animation...
PictureCrop	toggleButton	Crop
SlideShowRehearseTimings	button	Rehearse Timings
ViewSlideView	toggleButton	Slide
ViewOutlineView	toggleButton	Outline
ViewSlideSorterView	toggleButton	Slide Sorter
ViewNotesPageView	toggleButton	Notes Page
ViewSlideShowView	button	Slide Show
ViewSlideMasterView	toggleButton	Slide Master

<b>idMso</b>	<b>Control Type</b>	<b>Label</b>
FileSaveAs	button	Save As
AdvancedFileProperties	button	View Document Properties...
PasteSpecialDialog	button	Paste Special...
SelectAll	button	Select All
FileLinksToFiles	button	Edit Links to Files
HeaderFooterInsert	button	Header & Footer...
DateAndTimeInsert	button	Date & Time...
NumberInsert	button	Number...
BordersShadingDialog	button	Borders and Shading...
BulletsAndNumberingBulletsDialog	button	Bullets and Numbering...
SetLanguage	button	Set Language...
AutoCorrect	button	AutoCorrect Options...
MergeCells	button	Merge Cells
SplitCells	button	Split Cells...
TableRowSelect	button	Select Row
TableColumnSelect	button	Select Column
TableSelect	button	Select Table
ShowClipboard	button	Office Clipboard...
OutlookTaskCreate	button	Create Microsoft Office Outlook Task
WindowMinimize	button	Minimize
WindowRestore	button	Restore
WindowClose	button	Close
PrintPreviewClose	button	Close Print Preview
ZoomDialog	button	Zoom...
About	button	About
PictureInsertFromFilePowerPoint	button	Picture...
ExchangeFolder	button	Exchange Folder...
AddInManager	button	Add-Ins...
ChartEditDataSource	button	Select Data...

<b>idMso</b>	<b>Control Type</b>	<b>Label</b>
WindowMoreWindowsDialog	toggleButton	More Windows...
ObjectEditDialog	button	Object...
ObjectFormatDialog	button	Object...
Help	button	Help
WebGoBack	button	Back
WebGoForward	button	Forward
SmartArtInsert	button	SmartArt...
ShapeRerouteConnectors	toggleButton	Reroute Connectors
ObjectNudgeUp	button	Up
ObjectNudgeDown	button	Down
ObjectNudgeLeft	button	Left
ObjectNudgeRight	button	Right
ShapeStraightConnector	toggleButton	Straight Connector
ShapeElbowConnector	toggleButton	Elbow Connector
ObjectFillMoreColorsDialog	button	More Fill Colors...
ObjectBorderOutlineColorMoreColorsDialog	button	More Outline Colors...
LineStyleDialog	button	More Lines...
ArrowsMore	button	More Arrows...
WordArtVerticalText	button	Vertical Text
ContrastMore	button	More Contrast
ContrastLess	button	Less Contrast
BrightnessMore	button	More Brightness
BrightnessLess	button	Less Brightness
ShadowNudgeUpClassic	button	Nudge Shadow Up
ShadowNudgeDownClassic	button	Nudge Shadow Down
ShadowNudgeLeftClassic	button	Nudge Shadow Left
ShadowNudgeRightClassic	button	Nudge Shadow Right
ShapeRectangle	toggleButton	Rectangle
ShapeRoundedRectangle	toggleButton	Rounded Rectangle



<b>idMso</b>	<b>Control Type</b>	<b>Label</b>
ShapeIsoscelesTriangle	toggleButton	Isosceles Triangle
ShapeOval	toggleButton	Oval
ShapeLeftBrace	toggleButton	Left Brace
ShapeRightBrace	toggleButton	Right Brace
ShapeArc	toggleButton	Arc
ShapeRightArrow	toggleButton	Right Arrow
ShapeDownArrow	toggleButton	Down Arrow
ShapeRoundedRectangularCallout	toggleButton	Rounded Rectangular Callout
ShapeStar	toggleButton	5-Point Star
PictureReset	button	Reset Picture
SnapToShapes	toggleButton	Snap to Shape
ViewVisualBasicCode	button	View Code
MasterViewClose	button	Close
HyperlinkInsert	button	Hyperlink...
ReviewNewComment	button	New Comment
VisualBasic	button	Visual Basic
BordersAll	toggleButton	All Borders
SlideBackgroundFormatDialog	button	Format Background...
TableDrawBorderPenStyle	dropDown	Pen Style
Font	comboBox	Font:
FontSize	comboBox	Font Size:
ZoomClassic	gallery	Zoom:
DocumentLocation	comboBox	Address:
InsertTab	button	Tab
WindowsCascade	button	Cascade
BorderInsideHorizontal	toggleButton	Inside Horizontal Border
BorderInsideVertical	toggleButton	Inside Vertical Border
BorderDiagonalDown	toggleButton	Diagonal Down Border
BorderDiagonalUp	toggleButton	Diagonal Up Border

<b>idMso</b>	<b>Control Type</b>	<b>Label</b>
TextDirectionLeftToRight	toggleButton	Left-to-Right
TextDirectionRightToLeft	toggleButton	Right-to-Left
ActiveXCheckBox	button	Check Box
ActiveXTextBox	button	Text Box
ActiveXButton	button	Command Button
ActiveXRadioButton	button	Option Button
ActiveXListBox	button	List Box
ActiveXComboBox	button	Combo Box
ActiveXToggleButton	button	Toggle Button
ActiveXSpinButton	button	Spin Button
ActiveXScrollBar	button	Scroll Bar
ActiveXLabel	button	Label
OleConvert	button	Convert...
ReviewEditComment	button	Edit Comment
TableDrawTable	toggleButton	Draw Table
TableEraser	toggleButton	Eraser
TableCellAlignTop	toggleButton	Align Top
TableCellAlignCenterVertically	toggleButton	Center Vertically
TableCellAlignBottom	toggleButton	Align Bottom
TableColumnsDistribute	button	Distribute Columns
TableRowsDistribute	button	Distribute Rows
ActiveXImage	button	Image
TableDeleteRows	button	Delete Rows
TableDeleteColumns	button	Delete Columns
ShadowOnOrOffClassic	button	Shadow On/Off
ObjectSetShapeDefaults	button	Set AutoShape Defaults
FileSendAsAttachment	button	E-mail
FileNewDefault	button	New
FilePrintQuick	button	Quick Print

<b>idMso</b>	<b>Control Type</b>	<b>Label</b>
PictureInsertFromFile	button	Picture...
TableDrawBorderPenWeight	dropDown	Pen Weight
TableShowGridlines	toggleButton	View Gridlines
TableBorderPenColorPicker	gallery	Pen Color
ShapeStraightConnectorArrow	toggleButton	Straight Arrow Connector
ShapeElbowConnectorArrow	toggleButton	Elbow Arrow Connector
SlideDelete	button	Delete
ViewHandoutMasterView	toggleButton	Handout Master
ViewNotesMasterView	toggleButton	Notes Master
SlidesReuseSlides	toggleButton	Reuse Slides...
SlidesFromOutline	button	Slides from Outline...
MovieFromClipOrganizerInsert	button	Movie from Organizer...
MovieFromFileInsert	button	Movie from File...
SoundInsertFromClipOrganizer	button	Sound from Clip Organizer...
SoundInsertFromFile	button	Sound from File...
CDAudioPlayTrack	button	Play CD Audio Track...
FontsReplaceFonts	button	Replace Fonts...
ChangeCaseToggle	button	Toggle Case
BlackAndWhiteAutomatic	toggleButton	B & W Automatic
BlackAndWhiteBlack	toggleButton	B & W
BlackAndWhiteBlackWithGrayscaleFill	toggleButton	B & W Black with Grayscale Fill
BlackAndWhiteBlackWithWhiteFill	toggleButton	B & W Black with White Fill
BlackAndWhiteDontShow	toggleButton	B & W Don't Show
BlackAndWhiteGrayWithWhiteFill	toggleButton	B & W Gray with White Fill
BlackAndWhiteGrayscale	toggleButton	B & W Grayscale
BlackAndWhiteInverseGrayscale	toggleButton	B & W Inverse Grayscale
BlackAndWhiteWhite	toggleButton	B & W White
BlackAndWhiteLightGrayscale	toggleButton	B & W Light Grayscale
RecordNarration	button	Record Narration

<b>idMso</b>	<b>Control Type</b>	<b>Label</b>
SlideShowSetUpDialog	button	Set Up Slide Show...
PasteAsHyperlink	button	Paste as Hyperlink
ParagraphDistributed	toggleButton	Distributed
CharacterFormattingReset	button	Reset Character Formatting
PictureSetTransparentColor	toggleButton	Set Transparent Color
SlideShowCustom	button	Custom Slide Show
WindowFitToPage	button	Fit to Page
SoundRecord	button	Record Sound...
DuplicateSelectedSlides	button	Duplicate Selected Slides
ActionInsert	button	Action
SlideShowPreviousSlide	button	Previous
SlideShowNextSlide	button	Next
LinkBreak	button	Break Link
LinkChange	button	Change Link
LinksUpdate	button	Update Links
BaselineLower	button	Lower Baseline
BaselineRaise	button	Raise Baseline
SlideShowInAWindow	button	Slide Show in a Window
HangulHanjaConversionPowerPoint	button	Hangul Hanja Conversion
SlidesPerPage2Slides	toggleButton	2 Slides
SlidesPerPage3Slides	toggleButton	3 Slides
SlidesPerPage6Slides	toggleButton	6 Slides
SlidesPerPageSlideOutline	toggleButton	Slide Outline
GoToProperty	button	Go To...
IndentIncrease	button	Increase Indent
IndentDecrease	button	Decrease Indent
MoviePlay	button	Preview
SlidesPerPage4Slides	toggleButton	4 Slides
SlidesPerPage9Slides	toggleButton	9 Slides

<b>idMso</b>	<b>Control Type</b>	<b>Label</b>
MacroSecurity	button	Macro Security
WebPagePreview	button	Web Page Preview
TableInsertDialog	button	Table...
TableInsertRowsAbove	button	Insert Above
TableInsertRowsBelow	button	Insert Below
TableInsertColumnsLeft	button	Insert Left
TableInsertColumnsRight	button	Insert Right
ComAddInsDialog	button	COM Add-Ins...
ViewNormalViewPowerPoint	toggleButton	Normal
WebOptionsDialog	button	Web Options...
ViewDirectionLeftToRight	toggleButton	Left-to-Right
ViewDirectionRightToLeft	toggleButton	Right-to-Left
NextPane	button	Next Pane
WindowMoveSplit	button	Move Split
TableSetLeftToRight	toggleButton	Set Left-to-Right Table
TableSetRightToLeft	toggleButton	Set Right-to-Left Table
SlideShowResumeShow	button	Resume Slide Show
ObjectsMultiSelect	button	Select Multiple Objects
FontColorMoreColorsDialogPowerPoint	button	More Colors...
DrawingCanvasFit	button	Fit
DrawingCanvasResize	button	Resize
ViewBackToColorView	toggleButton	Back To Color View
ViewDisplayInGrayscale	toggleButton	Grayscale
ViewDisplayInHighContrast	toggleButton	High Contrast
ViewDisplayInPureBlackAndWhite	toggleButton	Pure Black and White
PrintWhat	dropDown	Print What
DrawingCanvasExpand	button	Expand
SlidesPerPage1Slide	toggleButton	1 Slide
SlideMasterPreserveMaster	toggleButton	Preserve

<b>idMso</b>	<b>Control Type</b>	<b>Label</b>
SlideMasterRenameMaster	button	Rename
OutlineThumbnailsShowHide	button	Show Outline
BulletsAndNumberingNumberingDialog	button	Bullets and Numbering...
FileCheckOut	button	Check Out
FileCheckIn	button	Check In
PageOrientationLandscape	toggleButton	Landscape
PageOrientationPortrait	toggleButton	Portrait
SlideReset	button	Reset
PicturesCompress	button	Compress Pictures...
ReviewDeleteCommentPowerPoint	button	Delete
ReviewNextCommentPowerPoint	button	Next
ReviewPreviousCommentPowerPoint	button	Previous
ReviewShowOrHideMarkup	toggleButton	Show Markup
ReviewDeleteAllMarkupOnSlide	button	Delete All Markup on the Current Slide
Translate	button	Translate...
ViewGridlinesPowerPoint	checkBox	View Gridlines
PhotoAlbumInsert	button	New Photo Album...
PhotoAlbumEdit	button	Edit Photo Album...
DrawingCanvasScale	button	Scale Drawing
ResearchPane	toggleButton	Research...
FileInternetFax	button	Internet Fax
FilePackageForCD	button	Package for CD
FileVersionHistory	button	View Version History
InkColorMoreColorsDialog	button	More Ink Colors...
ContactUs	button	Contact Us...
FilePermissionUnrestricted	toggleButton	Unrestricted Access
FilePermissionDoNotDistribute	toggleButton	Restricted Access
FilePermissionView	button	View Permission
Thesaurus	button	Thesaurus...

<b>idMso</b>	<b>Control Type</b>	<b>Label</b>
InkingStart	button	Start Inking
CheckForUpdates	button	Check for Updates
InkEraser	toggleButton	Eraser
FilePermissionRestrictAs	button	Manage Credentials
ThemeBrowseForThemesPowerPoint	button	Browse for Themes...
SlideMasterInsertLayout	button	Insert Layout
FileViewDigitalSignatures	toggleButton	View Signatures
FileWorkflowTasks	button	View Workflow Tasks
FileStartWorkflow	button	Workflows
SlideThemesGallery	gallery	Themes
LabelInsert	button	Label
BarcodeInsert	button	Barcode
ChartStylesGallery	gallery	Quick Styles
ChartLayoutGallery	gallery	Quick Layout
ChartSaveTemplates	button	Save As Template
ChartAxisTitles	menu	Axis Titles
ChartAxes	menu	Axes
ChartGridlines	menu	Gridlines
ChartFormatSelection	button	Format Selection
ChartElementSelector	comboBox	Chart Elements
SlideShowFromCurrent	button	From Current Slide
BulletsGallery	gallery	Bullets
NumberingGallery	gallery	Numbering
LineSpacingGalleryPowerPoint	gallery	Line Spacing
SlideNewGallery	gallery	New Slide
SlideLayoutGallery	gallery	Layout
TabPictureToolsFormat	tab	Format
TabDrawingToolsFormat	tab	Format
ShapesInsertGallery	gallery	Shapes

<b>idMso</b>	<b>Control Type</b>	<b>Label</b>
ShapeChangeShapeGallery	gallery	Change Shape
ShapeFillTextureGallery	gallery	Texture
ShapeStylesGallery	gallery	Quick Styles
PageOrientationGallery	menu	Orientation
FileServerTasksMenu	menu	Server
FileSendMenu	menu	Send
TabInsert	tab	Insert
TabView	tab	View
GroupFont	group	Font
GroupParagraph	group	Paragraph
GroupProofing	group	Proofing
GroupInsertIllustrations	group	Illustrations
GroupShapes	group	Insert Shapes
GroupPageSetup	group	Page Setup
GroupComments	group	Comments
GroupPictureSize	group	Size
GroupDrawBorders	group	Draw Borders
TabDesign	tab	Design
TabAnimations	tab	Animations
TabSlideShow	tab	Slide Show
GroupSlides	group	Slides
GroupArrange	group	Arrange
GroupInsertMediaClips	group	Media Clips
GroupSlideThemes	group	Themes
GroupBackground	group	Background
GroupPreview	group	Preview
GroupAnimations	group	Animations
GroupTransitionToThisSlide	group	Transition to This Slide
GroupSlideShowStart	group	Start Slide Show



<b>idMso</b>	<b>Control Type</b>	<b>Label</b>
GroupSlideShowSetup	group	Set Up
GroupShapeStyles	group	Shape Styles
TabReview	tab	Review
GroupChartLayouts	group	Chart Layouts
GroupChartStyles	group	Chart Styles
GroupChartAxes	group	Axes
GroupChartShapes	group	Insert
ObjectEffectPresetGallery	gallery	Preset
PictureEffectsPresetGallery	gallery	Preset
_3DRotationGallery	gallery	3-D Rotation
TabSmartArtToolsDesign	tab	Design
TabSmartArtToolsFormat	tab	Format
TabChartToolsDesign	tab	Design
TabChartToolsLayout	tab	Layout
TabChartToolsFormat	tab	Format
ShapeFillColorPicker	gallery	Shape Fill
OutlineColorPicker	gallery	Picture Border
FileDocumentInspect	button	Inspect Document
ClearFormatting	button	Clear Formatting
GroupControls	group	Controls
GroupZoom	group	Zoom
FilePublishSlides	button	Publish Slides
SlideShowUsePresenterView	checkBox	Use Presenter View
ArrowStyleGallery	gallery	Arrows
OutlineDashesGallery	gallery	Dashes
OutlineWeightGallery	gallery	Weight
TabTableToolsLayout	tab	Layout
GroupAlignment	group	Alignment
GroupPictureTools	group	Adjust

<b>idMso</b>	<b>Control Type</b>	<b>Label</b>
GroupSize	group	Size
TabSlideMaster	tab	Slide Master
GroupTableStylesPowerPoint	group	Table Styles
GroupTableRowsAndColumns	group	Rows & Columns
ObjectAlignMenu	menu	Align
MovieInsert	splitButton	Movie
SoundInsertMenu	splitButton	Sound
ObjectRotateGallery	gallery	Rotate
SelectMenu	menu	Select
AnimationGallery	dropDown	Animate:
AnimationTransitionGallery	gallery	Transition Scheme
AnimationTransitionSpeedGallery	dropDown	Transition Speed:
FontColorPicker	gallery	Font Color
TableColumnsGallery	gallery	Columns
TabHome	tab	Home
ChartTitle	gallery	Chart Title
ChartPrimaryHorizontalAxisTitle	gallery	Primary Horizontal Axis Title
ChartPrimaryVerticalAxisTitle	gallery	Primary Vertical Axis Title
ChartDepthAxisTitle	gallery	Depth Axis Title
ChartLegend	gallery	Legend
ChartDataLabel	gallery	Data Labels
ChartPrimaryHorizontalGridlines	gallery	Primary Horizontal Gridlines
ChartPrimaryVerticalGridlines	gallery	Primary Vertical Gridlines
ChartDepthGridlines	gallery	Depth Gridlines
ChartPrimaryHorizontalAxis	gallery	Primary Horizontal Axis
ChartPrimaryVerticalAxis	gallery	Primary Vertical Axis
ChartDepthAxis	gallery	Depth Axis
ChartDataTable	gallery	Data Table
ChartTrendline	gallery	Trendline

<b>idMso</b>	<b>Control Type</b>	<b>Label</b>
ChartErrorBars	gallery	Error Bars
ChartLines	gallery	Lines
ChartUpDownBars	gallery	Up/Down Bars
ChartPlotArea	gallery	Plot Area
ChartWall	gallery	Chart Wall
ChartFloor	gallery	Chart Floor
SmartArtAddShape	button	Add Shape
SmartArtLargerShape	button	Larger
SmartArtSmallerShape	button	Smaller
SmartArtResetGraphic	button	Reset Graphic
SmartArtTextPane	toggleButton	Text Pane
SmartArtEditIn2D	toggleButton	Edit in 2-D
SmartArtLayoutGallery	gallery	Change Layout
SmartArtMoreLayoutsDialog	button	More Layouts...
SmartArtStylesGallery	gallery	Quick Styles
SmartArtChangeColorsGallery	gallery	Change Colors
ObjectEffectSoftEdgesGallery	gallery	Soft Edges
ObjectEffectGlowGallery	gallery	Glow
GradientGallery	gallery	Gradient
ObjectEffectShadowGallery	gallery	Shadow
WordArtInsertGallery	gallery	WordArt
TextEffectTransformGallery	gallery	Transform
ThemeColorsGallery	gallery	Colors
GroupSmartArtLayouts	group	Layouts
GroupSmartArtQuickStyles	group	SmartArt Styles
GroupSmartArtCreateGraphic	group	Create Graphic
GroupSmartArtReset	group	Reset
GroupSmartArtSize	group	Size
ThemeSearchOfficeOnlinePowerPoint	button	More Themes on Microsoft Office Online...

<b>idMso</b>	<b>Control Type</b>	<b>Label</b>
TabAddIns	tab	Add-Ins
ObjectEditShapeMenu	menu	Edit Shape
SlideMasterContentPlaceholderInsert	button	Content
SlideMasterTextPlaceholderInsert	button	Text
SlideMasterChartPlaceholderInsert	button	Chart
SlideMasterTablePlaceholderInsert	button	Table
SlideMasterDiagramPlaceholderInsert	button	SmartArt
SlideMasterMediaPlaceholderInsert	button	Media
SlideMasterClipArtPlaceholderInsert	button	Clip Art
SlideMasterVerticalTextPlaceholderInsert	button	Text
SlideMasterShowTitle	checkBox	Title
SlideMasterShowFooters	checkBox	Footers
TableStylesGallery	gallery	Table Styles
FileSaveAsPdfOrXps	button	Publish as PDF or XPS
FileSaveAsPowerPointOpenDocumentPresentation	button	OpenDocument Presentation
MoreControlsDialog	button	More Controls...
GroupCode	group	Code
TabDeveloper	tab	Developer
SlideTransitionApplyToAll	button	Apply To All
SlideTransitionOnMouseClicked	checkBox	On Mouse Click
AnimationPreview	button	Preview
GroupEditing	group	Editing
GroupClipboard	group	Clipboard
GroupInsertTables	group	Tables
GroupInsertLinks	group	Links
GroupInsertBarcode	group	Barcode
AnimationTransitionSoundGallery	dropDown	Transition Sound:
ObjectPictureFill	button	Picture...
SlideShowFromBeginning	button	From Beginning

<b>idMso</b>	<b>Control Type</b>	<b>Label</b>
WindowSwitchWindowsMenuPowerPoint	menu	Switch Windows
ThemeColorsCreateNew	button	Create New Theme Colors...
ThemeFontsCreateNew	button	Create New Theme Fonts...
ShapeFillMoreGradientsDialog	button	More Gradients...
ShadowOptionsDialog	button	Shadow Options...
ObjectsAlignSelectedSmart	toggleButton	Align Selected Objects
ObjectsAlignRelativeToContainerSmart	toggleButton	Align to Slide
ObjectsAlignLeftSmart	button	Align Left
ObjectsAlignRightSmart	button	Align Right
ObjectsAlignTopSmart	button	Align Top
ObjectsAlignBottomSmart	button	Align Bottom
ObjectsAlignCenterHorizontalSmart	button	Align Center
ObjectsAlignMiddleVerticalSmart	button	Align Middle
AlignDistributeHorizontally	button	Distribute Horizontally
AlignDistributeVertically	button	Distribute Vertically
SlideShowCustomMenu	menu	Custom Slide Show
SlideShowResolutionGallery	dropDown	Resolution:
SlideShowUseRehearsedTimings	checkBox	Use Rehearsed Timings
SlideShowShowPresentationOnGallery	dropDown	Show Presentation On:
GroupMonitors	group	Monitors
ThemeFontsGallery	gallery	Fonts
ThemeEffectsGallery	gallery	Effects
FileProperties	toggleButton	Properties
TabPrintPreview	tab	Print Preview
GroupPrintPreviewPrint	group	Print
GroupPrintPreviewPreview	group	Preview
TabSoundToolsOptions	tab	Options
TabMovieToolsOptions	tab	Options
GroupPlay	group	Play

<b>idMso</b>	<b>Control Type</b>	<b>Label</b>
GroupMovieOptions	group	Movie Options
GroupSoundOptions	group	Sound Options
MediaClipToolsHideDuringShow	checkBox	Hide During Show
MediaClipLoopUntilStopped	checkBox	Loop Until Stopped
SoundPlaySoundGallery	dropDown	Play Sound:
SlideShowVolume	gallery	Slide Show Volume
MoviePlayFullScreen	checkBox	Play Full Screen
MovieRewindAfterPlaying	checkBox	Rewind Movie After Playing
TableBordersMenu	splitButton	Borders
FileCreateDocumentWorkspace	toggleButton	Create Document Workspace
FileSaveToDocumentManagementServer	button	Document Management Server
FileDocumentManagementInformation	toggleButton	Document Management Information
QuickAccessToolBarCustomization	button	Customize Quick Access Toolbar...
FilePrepareMenu	menu	Prepare
FileMarkAsFinal	toggleButton	Mark as Final
FileAddDigitalSignature	button	Add a Digital Signature
SlideBackgroundHideGraphics	checkBox	Hide Background Graphics
ChangeCaseGallery	gallery	Change Case
ReviewDeleteCommentsMenuPowerPoint	splitButton	Delete
GroupMerge	group	Merge
AlignJustifyMenu	menu	Justify
TextBoxInsertMenu	splitButton	Text Box
TextBoxInsertHorizontal	toggleButton	Horizontal Text Box
ControlProperties	button	Properties
HandoutOrientation	gallery	Handout Orientation
SlidesPerPageGallery	menu	Slides Per Page
MasterShowSlideImage	checkBox	Slide Image
MasterShowBody	checkBox	Body
MasterShowDate	checkBox	Date

<b>idMso</b>	<b>Control Type</b>	<b>Label</b>
MasterShowPageNumber	checkBox	Page Number
MasterShowHeader	checkBox	Header
MasterShowFooter	checkBox	Footer
TabHandoutMaster	tab	Handout Master
TabNotesMaster	tab	Notes Master
GroupPlaceholdersHandoutMaster	group	Placeholders
GroupMasterEditTheme	group	Edit Theme
GroupMasterClose	group	Close
GroupMasterEdit	group	Edit Master
GroupMasterLayout	group	Master Layout
TabGrayscale	tab	Grayscale
TabBlackAndWhite	tab	Black And White
GroupColorModeSetting	group	Change Selected Object
GroupInkSelect	group	Select
PictureBrightnessGallery	gallery	Brightness
PictureContrastGallery	gallery	Contrast
ShadingColorPicker	gallery	Shading
SmartArtAddShapeAfter	button	Add Shape After
SmartArtAddShapeBefore	button	Add Shape Before
SmartArtAddShapeAbove	button	Add Shape Above
SmartArtAddShapeBelow	button	Add Shape Below
SmartArtAddAssistant	button	Add Assistant
ThemeColorsReset	button	Reset Slide Theme Colors
ChartSwitchRowColumn	button	Switch Row/Column
ChartShowData	button	Edit Data...
ChartRefresh	button	Refresh Data
ChartChangeType	button	Change Chart Type...
GroupChartData	group	Data
GroupChartType	group	Type

<b>idMso</b>	<b>Control Type</b>	<b>Label</b>
GroupTableSize	group	Table Size
TableCellMarginsGallery	gallery	Cell Margins
SlideMasterVerticalContentPlaceholderInsert	button	Content (Vertical)
_3DRotationOptionsDialog	button	3-D Rotation Options...
_3DBevelOptionsDialog	button	3-D Options...
SlideBackgroundStylesGallery	gallery	Background Styles
TextDirectionGallery	gallery	Text Direction
GroupTableStyleOptionsPowerPoint	group	Table Style Options
TableStyleFirstRowPowerPoint	checkBox	Header Row
TableStyleFirstColumnPowerPoint	checkBox	First Column
TableStyleTotalRowPowerPoint	checkBox	Total Row
TableStyleLastColumnPowerPoint	checkBox	Last Column
TableStyleBandedRowsPowerPoint	checkBox	Banded Rows
TableStyleBandedColumnsPowerPoint	checkBox	Banded Columns
SelectionPane	toggleButton	Selection Pane...
SmartArtOrganizationChartLeftHanging	button	Left Hanging
SmartArtOrganizationChartRightHanging	button	Right Hanging
SmartArtOrganizationChartBoth	button	Both
SmartArtOrganizationChartStandard	button	Standard
SmartArtRightToLeft	toggleButton	Right to Left
TableCellCustomMarginsDialog	button	Custom Margins...
ViewMessageBar	checkBox	Message Bar
ShapeStylesOtherThemeFillsGallery	gallery	Other Theme Fills
SmartArtOrganizationChartMenu	menu	Layout
TabSlideMasterHome	tab	Home
TableInsertGallery	gallery	Table
AlignJustifyWithMixedLanguages	toggleButton	Justify
AlignJustifyLow	toggleButton	Justify Low
AlignJustifyThai	toggleButton	Distribute



<b>idMso</b>	<b>Control Type</b>	<b>Label</b>
ExcelSpreadsheetInsert	button	Excel Spreadsheet
TabCDAudioToolsOptions	tab	Options
SlideTransitionAutomaticallyAfter	checkBox	Automatically After:
SlideOrientationGallery	gallery	Slide Orientation
GroupAddInsMenuCommands	group	Menu Commands
GroupAddInsToolbarCommands	group	Toolbar Commands
GroupInk	group	Ink
TabInkToolsPens	tab	Pens
GroupInkPens	group	Pens
GroupInkClose	group	Close
InkBallpointPen	toggleButton	Ballpoint Pen
InkFeltTipPen	toggleButton	Felt Tip Pen
InkHighlighter	toggleButton	Highlighter
ThemeSaveCurrentPowerPoint	button	Save Current Theme...
TextAlignGallery	gallery	Align Text
CharacterSpacingGallery	gallery	Character Spacing
ChartResetToMatchStyle	button	Reset to Match Style
Chart3DView	button	3-D Rotation...
ObjectSizeAndPositionDialog	button	Size and Position...
ShapeConvertToFreeform	button	Convert to Freeform
TabTableToolsDesign	tab	Design
ConvertToSmartArt	gallery	Convert to SmartArt
ConvertToSmartArtMoreSmartArtGraphicsDialog	button	More SmartArt Graphics...
ReflectionGallery	gallery	Reflection
PictureRecolorGallery	gallery	Recolor
SmartArtPromote	button	Promote
SmartArtDemote	button	Demote
TableEffectsCellBevelGallery	gallery	Cell Bevel
TableBackgroundGallery	gallery	Table Background

<b>idMso</b>	<b>Control Type</b>	<b>Label</b>
ChartTitleOptionsDialog	button	More Title Options...
ChartLegendOptionsDialogDialog	button	More Legend Options...
ChartDataLabelDialog	button	More Data Label Options...
ChartPrimaryHorizontalAxisTitleOptionsDialog	button	More Primary Horizontal Axis Title Options...
ChartPrimaryVerticalAxisTitleOptionsDialog	button	More Primary Vertical Axis Title Options...
ChartSecondaryHorizontalAxisTitleOptionsDialog	button	More Secondary Horizontal Axis Title Options...
ChartSecondaryVerticalAxisTitleOptionsDialog	button	More Secondary Vertical Axis Title Options...
ChartDepthAxisTitleOptionsDialog	button	More Depth Axis Title Options...
ChartPrimaryHorizontalGridlinesOptionsDialog	button	More Primary Horizontal Gridlines Options...
ChartPrimaryVerticalGridlinesOptionsDialog	button	More Primary Vertical Gridlines Options...
ChartSecondaryHorizontalGridlinesOptionsDialog	button	More Secondary Horizontal Gridlines Options...
ChartSecondaryVerticalGridlinesOptionsDialog	button	More Secondary Vertical Gridlines Options...
ChartDepthGridlinesOptionsDialog	button	More Depth Gridlines Options...
ChartPrimaryHorizontalAxisOptionsDialog	button	More Primary Horizontal Axis Options...
ChartPrimaryVerticalAxisOptionsDialog	button	More Primary Vertical Axis Options...
ChartSecondaryHorizontalAxisOption	button	More Secondary Horizontal Axis Options...
ChartSecondaryVerticalAxisOptionsDialog	button	More Secondary Vertical Axis Options...
ChartDepthAxisOptionsDialog	button	More Depth Axis Options...
ChartDataTableOptionsDialog	button	More Data Table Options...
ChartTrendlineOptionsDialog	button	More Trendline Options...
ChartErrorBarsOptionsDialog	button	More Error Bars Options...
ChartUpDownBarsOptionsDialog	button	More Up/Down Bars Options...
ChartPlotAreaOptionsDialog	button	More Plot Area Options...
ChartWallOptionsDialog	button	More Walls Options...

<b>idMso</b>	<b>Control Type</b>	<b>Label</b>
ChartFloorOptionsDialog	button	More Floor Options...
ChartSecondaryHorizontalAxisTitle	gallery	Secondary Horizontal Axis Title
ChartSecondaryVerticalAxisTitle	gallery	Secondary Vertical Axis Title
ChartSecondaryHorizontalGridlines	gallery	Secondary Horizontal Gridlines
ChartSecondaryVerticalGridlines	gallery	Secondary Vertical Gridlines
ChartSecondaryHorizontalAxis	gallery	Secondary Horizontal Axis
ChartSecondaryVerticalAxis	gallery	Secondary Vertical Axis
GroupAddInsCustomToolbars	group	Custom Toolbars
MoviePlayAutomatically	dropDown	Play Movie:
ObjectBringToFrontMenu	splitButton	Bring to Front
ObjectSendToBackMenu	splitButton	Send to Back
ObjectsGroupMenu	menu	Group
ViewDisplayInColor	toggleButton	Color
FileSaveAsPowerPoint97_2003	button	PowerPoint 97-2003 Presentation
FileSaveAsMenu	splitButton	Save As Other Format
FilePrintMenu	splitButton	Preview and Print
FilePermissionRestrictMenu	menu	Restrict Permission
DocumentPanelTemplate	button	Document Panel
GroupModify	group	Modify
BevelShapeGallery	gallery	Bevel
_3DBevelPictureTopGallery	gallery	Bevel
TableStyleClearTable	button	Clear Table
GroupTable	group	Table
GroupTableCellSize	group	Cell Size
TableEffectsMenu	menu	Effects
GlowColorPicker	gallery	More Glow Colors
RecolorColorPicker	gallery	More Variations
GlowColorMoreColorsDialog	button	More Colors...
PictureRecolorMoreColorsDialog	button	More Colors...

<b>idMso</b>	<b>Control Type</b>	<b>Label</b>
SmartArtAddBullet	button	Add Bullet
TableLockAspectRatio	checkBox	Lock Aspect Ratio
SlideMasterPicturePlaceholderInsert	button	Picture
SlideMasterInsertPlaceholderMenu	splitButton	Insert Placeholder
TableBorderColorMoreColorsDialog	button	More Border Colors...
TableFillColorMoreColorsDialog	button	More Fill Colors...
PictureChange	button	Change Picture...
GroupWordArtStyles	group	WordArt Styles
TextFillColorPicker	gallery	Text Fill
TextOutlineColorPicker	gallery	Text Outline
TextOutlineColorMoreColorsDialog	button	More Outline Colors...
TextEffectsMenu	menu	Text Effects
TextStylesGallery	gallery	Quick Styles
WordArtClear	button	Clear WordArt
TextPictureFill	button	Picture...
TextFillGradientGallery	gallery	Gradient
TextFillMoreGradientsDialog	button	More Gradients...
TextFillTextureGallery	gallery	Texture
TextOutlineDashesGallery	gallery	Dashes
TextOutlineMoreLinesDialog	button	More Lines...
TextOutlineWeightGallery	gallery	Weight
TextEffectShadowGallery	gallery	Shadow
TextEffectsMoreShadowsDialog	button	Shadow Options...
TextEffectsBevelMore3DOptionsDialog	button	3-D Options...
TextEffects3DRotationGallery	gallery	3-D Rotation
TextEffects3DRotationOptionsDialog	button	3-D Rotation Options...
TextEffectGlowGallery	gallery	Glow
TextGlowColorPicker	gallery	More Glow Colors
TextGlowColorMoreColorsDialog	button	More Colors...

<b>idMso</b>	<b>Control Type</b>	<b>Label</b>
TextReflectionGallery	gallery	Reflection
ShapeEffectsMenu	menu	Shape Effects
TransitionSoundLoopUntilNextSound	toggleButton	Loop Until Next Sound
GroupChartCurrentSelection	group	Current Selection
GroupChartLabels	group	Labels
BevelTextGallery	gallery	Bevel
PictureCorrectionsDialog	button	Picture Corrections Options...
SmartArtAddShapeSplitMenu	splitButton	Add Shape Options
MasterNotesPageOrientation	gallery	Notes Page Orientation
GroupInkFormat	group	Format
InkColorPicker	gallery	Color
TextDirectionMoreOptionsDialog	button	More Options...
TextAlignMoreOptionsDialog	button	More Options...
ParagraphMoreColumnsDialog	button	More Columns...
SlideBackgroundReset	button	Reset Slide Background
CDAudioPlayTrackAutomatically	dropDown	Play Track:
GroupSmartArtShapes	group	Shapes
GroupInsertText	group	Text
ShapeOutlineColorPicker	gallery	Picture Border
GroupColorModeClose	group	Close
GroupPageSetupNotesMaster	group	Page Setup
GroupPageSetupHandoutMaster	group	Page Setup
GroupPlaceholdersNotesMaster	group	Placeholders
ReplaceMenu	splitButton	Replace...
TableSelectMenuPowerPoint	menu	Select
TableDeleteRowsAndColumnsMenu	menu	Delete
GroupCDAudioSetup	group	Set Up
PrintOptionsMenu	menu	Options
ReviewDeleteAllMarkupInPresentation	button	Delete All Markup in the Presentation

<b>idMso</b>	<b>Control Type</b>	<b>Label</b>
PasteMenu	splitButton	Paste
GroupPictureStyles	group	Picture Styles
PictureStylesGallery	gallery	Quick Styles
PictureEffectsShadowGallery	gallery	Shadow
PictureEffectsGlowGallery	gallery	Glow
PictureEffectsSoftEdgesGallery	gallery	Soft Edges
PictureReflectionGallery	gallery	Reflection
PictureRotationGallery	gallery	3-D Rotation
InkToolsClose	button	Close Ink Tools
GroupViewShowHide	group	Show/Hide
GroupWindow	group	Window
ViewGridlines	checkBox	View Gridlines
GroupPresentationViews	group	Presentation Views
GroupColorGrayscale	group	Color/Grayscale
FileDocumentEncrypt	toggleButton	Encrypt Document
WordArtFormatDialog	button	Format Text Effects...
ObjectRotationOptionsDialog	button	More Rotation Options...
MoreTextureOptions	button	More Textures...
TextFillColorMoreColorsDialog	button	More Fill Colors...
ZoomFitToWindow	button	Fit to Window
GroupPrintPreviewPageSetup	group	Page Setup
ViewDirectionMenu	menu	View Direction
FileEmailAsPdfEmailAttachment	button	E-mail as PDF Attachment
FileEmailAsXpsEmailAttachment	button	E-mail as XPS Attachment
PictureEffectsMenu	menu	Picture Effects
PictureShapeGallery	gallery	Change Shape
PhotoAlbumInsertMenu	splitButton	Photo Album...
GroupChartBackground	group	Background
GroupChartAnalysis	group	Analysis

<b>idMso</b>	<b>Control Type</b>	<b>Label</b>
MenuPublish	menu	Publish
FileCompatibilityCheckerPowerPoint	button	Run Compatibility Checker
TableBackgroundPictureFill	button	Picture...
UpgradePresentation	button	Convert
FileSaveAsOtherFormats	button	Save As
FileSaveAsPowerPointPptx	button	PowerPoint Presentation
FileSaveAsPowerPointPpsx	button	PowerPoint Show
FontDialogPowerPoint	button	Font...
PowerPointParagraphDialog	button	Paragraph...
PowerPointPageSetup	button	Page Setup...
ShapeQuickStylesHome	gallery	Quick Styles
GalleryAllShapesAndTextboxes	gallery	Shapes
TableTextStylesGallery	gallery	Quick Styles
GroupTextStylesTable	group	WordArt Styles
ObjectsArrangeMenu	menu	Arrange
TextFillMoreTextures	button	More Textures...
GroupMacros	group	Macros
AdvertisePublishAs	button	Find add-ins for other file formats
GroupPermission	group	Protect
ReviewProtectPresentationMenu	menu	Protect Presentation
AlternativeText	button	Size and Position...
FileCheckOutDiscard	button	Discard Check Out
MdiChildSystemMenu	menu	Document

### 3.2 imageMso Table

<b>imageMso</b>
Spelling
FileSave
FilePrint
ZoomOnePage

<b>imageMso</b>
ZoomPageWidth
Zoom100
TableInsert
ColumnsDialog
Numbering
Bullets
PageOrientationPortraitLandscape
OutdentClassic
IndentClassic
DrawingInsert
ChartInsert
FileNew
Copy
Cut
Paste
FileOpen
EnvelopesAndLabelsDialog
ZoomPrintPreviewExcel
PenComment
Folder
Repeat
UpArrow2
RightArrow2
DownArrow2
LeftArrow2
Clear
Breakpoint
Piggy
Superscript
Subscript



<b>imageMso</b>
HappyFace
UnderlineDouble
UnderlineWords
FontSizeIncreaseWord
FontSizeDecreaseWord
_0
_1
_2
_3
_4
_5
_6
_7
_8
_9
A
B
C
D
E
F
G
H
I
J
K
L
M
N
O

<b>imageMso</b>
P
Q
R
S
T
U
V
W
X
Y
Z
FileClose
TableAutoFormat
FormatPainter
FilePrintPreview
PickUpStyle
PasteApplyStyle
Bold
Italic
Underline
DarkShading
ParagraphMarks
AlignLeft
AlignRight
AlignCenter
AlignJustify
ContextHelp
HeaderFooterPageNumberInsert
Undo
Redo

<b>imageMso</b>
ControlLine
ControlRectangle
OutlinePromote
OutlineDemote
OutlineMoveUp
OutlineMoveDown
OutlineDemoteToBodyText
OutlineExpand
OutlineCollapse
TextBoxInsert
FileFind
FindDialog
TableExcelSpreadsheetInsert
AutoFormat
BorderTop
BorderBottom
BorderLeft
BorderRight
BorderInside
BorderOutside
BorderNone
MailMergeGoToFirstRecord
MailMergeGoToPreviousRecord
MailMergeGoToNextRecord
MailMergeGoToLastRecord
MailMergeMergeToDocument
MailMergeMergeToPrinter
MailMergeAutoCheckForErrors
DataFormSource
MailMergeResultsPreview

<b>imageMso</b>
ObjectsGroup
ObjectsUngroup
ObjectBringToFront
ObjectSendToBack
AboveText
BehindText
ObjectBringForward
ObjectSendBackward
Magnifier
PrintPreviewShrinkOnePage
MultiplePages
ViewFullScreenView
ViewRulerPowerPoint
VoiceInsert
ObjectsSelect
TableFind
MacroRecord
MacroRecorderPause
MacroPlay
ObjectFlipHorizontal
ObjectFlipVertical
ObjectRotateRight90
ObjectRotateLeft90
ShapeFreeform
GroupDrawing
ObjectEditPoints
CalloutOptions
SortUp
SortDown
TableDesign

<b>imageMso</b>
DataFormAddRecord
DataFormDeleteRecord
FieldsUpdate
DatabaseInsert
GridSettings
WordPicture
FormControlEditBox
FormControlCheckBox
FormControlComboBox
PropertySheet
FieldShading
ViewDraftView
Lock
AutoSum
MasterDocumentShow
MasterDocumentCreateSubdocument
MasterDocumentUnlinkSubdocument
MasterDocumentInsertSubdocument
MasterDocumentSplitSubdocuments
MasterDocumentMergeSubdocuments
MasterDocumentLockSubdocument
HeaderOrFooterShow
HeaderFooterPreviousSection
HeaderFooterNextSection
AlignDialog
MailMergeDocument
MergeOptions
MailMergeHelper
PageSetupDialog
BodyTextHide

<b>imageMso</b>
HeaderFooterLinkToPrevious
OutlineShowFirstLineOnly
OutlineShowTextFormatting
FontDialog
StylesDialogClassic
RoutingSlip
FootnoteInsert
MicrosoftExcel
MicrosoftAccess
Schedule
MicrosoftVisualFoxPro
MicrosoftPowerPoint
MicrosoftPublisher
MicrosoftProject
SadFace
Pushpin
Camera
FormControlButton
Calculator
ViewPrintLayoutView
FieldCodes
DropCapOptionsDialog
Strikethrough
TextSmallCaps
CellsDelete
TableRowsDelete
TableColumnsDelete
CellsInsertDialog
TableRowsInsertWord
QueryInsertColumns

<b>imageMso</b>
WindowsArrangeAll
MarginsAdjust
ViewGridlinesWord
SubdocumentOpen
WindowSplit
WindowNew
LegalBlackline
ReviewAcceptOrRejectChangeDialog
TextAllCaps
PictureDisassemble
SymbolInsert
ChangeCaseDialogClassic
FontSizeDecrease1Point
FontSizeIncrease1Point
Repaginate
ReplaceDialog
StartOfLine
EndOfLine
PagePrevious
PageNext
TextBoxInsertVertical
StartOfDocument
EndOfDocument
Grammar
FileCloseOrCloseAll
TextToOrFromTable
TableRowsOrColumnsOrCellsInsert
TableRowsOrColumnsOrCellsDelete
RedoOrRepeat
ObjectsRegroup

<b>imageMso</b>
_3DStyle
TipWizardHelp
AutoFormatChange
AddressBook
Reply
ReplyAll
Forward
MailMove
MailDelete
MessagePrevious
MessageNext
CheckNames
MailSelectNames
PrintAreaSetPrintArea
PasteFormatting
FillRight
FillDown
EqualSign
PlusSign
MinusSign
MultiplicationSign
DivisionSign
ExponentiationSign
ParenthesisLeft
ParenthesisRight
ColonSign
CommaSign
PercentSign
DollarSign
FunctionWizard



<b>imageMso</b>
AsianLayoutCharacterScaling
ConstrainNumeric
LightShading
AccountingFormat
PercentStyle
CommaStyle
DecimalsIncrease
DecimalsDecrease
MergeCenter
FontSizeIncrease
FontSizeDecrease
TextOrientationVertical
TextOrientationRotateUp
TextOrientationRotateDown
AlignDistributeHorizontallyClassic
ShapeScribble
ChartAreaChart
Chart3DBarChart
Chart3DColumnChart
Chart3DPieChart
ChartRadarChart
OutlineSymbolsShowHide
TableSelectVisibleCells
SelectCurrentRegion
FreezePanels
ZoomIn
ZoomOut
FormControlRadioButton
FormControlScrollBar
FormControlListBox

<b>imageMso</b>
TraceDependentRemoveArrows
TraceDependents
TracePrecedentsRemoveArrows
TraceRemoveAllArrows
FileUpdate
ReadOnly
AutoFilterClassic
Refresh
PivotTableFieldSettings
PivotTableShowPages
OutlineShowDetail
TraceError
OutlineHideDetail
AlignDistributeVerticallyClassic
FormControlGroupBox
FormControlSpinner
TabOrder
RunDialog
FormControlCombinationListEdit
FormControlCombinationDropDownEdit
FormControlLabel
Delete
Fish
Coffee
Heart
Diamond
Spade
Club
ViewSheetGridlines
TracePrecedents

<b>imageMso</b>
Info
CodeEdit
InsertDialog
ApplyFilter
DatasheetView
SortAndFilterAdvanced
ControlSubFormReport
FieldList
ViewsFormView
Grouping
AdpPrimaryKey
ControlBoundObjectFrame
ControlUnboundObjectFrame
PageBreakInsertOrRemove
PrintSetupDialog
CreateFormInDesignView
CreateQueryFromWizard
CreateReportInDesignView
MacroConditions
MacroNames
ControlToggleButton
DatabaseRelationships
TableIndexes
ViewsAdpDiagramSqlView
QueryTableNamesShowHide
QueryShowTable
QuerySelectQueryType
QueryCrosstab
QueryMakeTable
QueryUpdate

<b>imageMso</b>
QueryAppend
QueryDelete
QueryParameters
RecordsSaveRecord
GoToNewRecord
RowHeight
ColumnWidth
RecordsFreezeColumns
GridlinesGallery
OleObjectctInsert
ControlToolboxOutlook
SnapToGrid
SizeToFit
PageHeaderOrFooterShowHide
FormHeaderOrFooterShowHide
First10RecordsPreview
ControlSpecialEffectRaised
ControlSpecialEffectSunken
AutoDial
FindNext
PasteDuplicate
DatabasePermissions
ControlAlignToGrid
ControlSpecialEffectFlat
CreateTableInDesignView
MacroDefault
ModuleInsert
FilterToggleFilter
FilterClearAllFilters
Head

<b>imageMso</b>
ReminderSound
CreateModule
RelationshipsDirectRelationships
RelationshipDesignAllRelationships
ControlWizards
MergeToWord
FilterAdvancedByForm
CreateMacro
AutoFormatWizard
PrintPreviewZoomTwoPages
FilterBySelection
RecordsDeleteRecord
QueryBuilder
DatabaseDocumenter
DatabaseAnalyzePerformance
DatabaseAnalyzeTable
ObjectsAlignLeft
ObjectsAlignRight
ObjectsAlignTop
ObjectsAlignBottom
ObjectsAlignCenterHorizontal
ObjectsAlignMiddleVertical
SlideNew
ClipArtInsert
CreateHandoutsInWord
Shadow
ObjectRotateFree
ShapesMoreShapes
CopyToPersonalContacts
ParagraphSpacingIncrease

<b>imageMso</b>
ParagraphSpacingDecrease
SlideMasterMasterLayout
OrganizationChartInsert
CollapseAll
OutlineExpandAll
CombineCharacters
DoubleStrikethrough
QueryInsertColumn
EncryptMessage
DigitallySignMessage
CreateMailRule
ViewNormalViewExcel
ViewPageBreakPreviewView
SlideHide
AnimationCustom
PictureCrop
SlideShowRehearseTimings
ViewSlideView
ViewOutlineView
ViewSlideSorterView
ViewNotesPageView
ViewSlideShowView
ViewSlideMasterView
FileCloseAll
FileSaveAs
SaveAll
AdvancedFileProperties
DocumentTemplate
FileExit
PasteSpecialDialog

<b>imageMso</b>
SelectAll
GoTo
BookmarkInsert
FileLinksToFiles
ViewOnlineLayoutViewClassic
HeaderFooterInsert
FootnotesEndnotesShow
BreakInsertDialog
DateAndTimeInsert
NumberInsert
FieldInsert
CaptionInsert
CrossReferenceInsert
TextFromFileInsert
ParagraphDialog
BordersShadingDialog
TextDirectionOptionsDialog
BulletsAndNumberingBulletsDialog
AutoFormatDialog
SetLanguage
WordCount
AutoCorrect
EnvelopesAndLabels
LabelsDialog
MergeCells
SplitCells
TableRowSelect
TableColumnSelect
TableSelect
TableRepeatHeaderRows

<b>imageMso</b>
ConvertTextToTable
TableFormulaDialog
TableSplitTable
ShowClipboard
TechnicalSupport
ImeDictionaryUpdate
OutlookTaskCreate
WindowMinimize
WindowRestore
WindowClose
WindowSaveWorkspace
SheetDelete
ViewFormulaBar
SheetInsert
FormatCellsDialog
DataFormExcel
OutlineSubtotals
Consolidate
WindowHide
WindowUnhide
FillUp
FillLeft
ClearFormats
NameCreateFromSelection
SheetProtect
ReviewProtectWorkbook
MacroRelativeReferences
Filter
SortClear
AdvancedFilterDialog



<b>imageMso</b>
OutlineSettings
PrintPreviewClose
HeaderFooterClose
ZoomDialog
SortDialogClassic
ConvertTableToText
PictureInsertFromFilePowerPoint
ExchangeFolder
VisualBasicReferences
ViewCustomViews
SheetBackground
ChartEditDataSource
ChartPlacement
CalculateNow
ObjectEditDialog
ObjectFormatDialog
QueryRunQuery
ControlImage
RulerShowHide
GridShowHide
ContentsAndIndex
Help
PivotTableEnableSelection
PivotTableListFormulas
PivotTableSelectData
PivotTableSelectLabelAndData
PivotTableSelectLabel
CalculateSheet
FontColorMoreColorsDialog
FillEffects

<b>imageMso</b>
TextOrientationAngleCounterclockwise
TextOrientationAngleClockwise
HyperlinkOpenExcel
OpenStartPage
WebGoBack
WebGoForward
AddToFavorites
BrowsePrevious
BrowseNext
BrowseSelector
SmartArtInsert
ShapeRerouteConnectors
ObjectNudgeUp
ObjectNudgeDown
ObjectNudgeLeft
ObjectNudgeRight
ShapeCurve
ShapeStraightConnector
ShapeElbowConnector
ObjectFillMoreColorsDialog
ObjectBorderOutlineColorMoreColorsDialog
LineStylesDialog
ArrowsMore
TextEffectAlignment
TextEffectTracking
WordArtVerticalText
WordArtEvenTextHeightClassic
ContrastMore
ContrastLess
BrightnessMore

<b>imageMso</b>
BrightnessLess
ShadowNudgeUpClassic
ShadowNudgeDownClassic
ShadowNudgeLeftClassic
ShadowNudgeRightClassic
ObjectShadowColorMoreColorsDialog
HighImportance
LowImportance
AttachMenu
InviteAttendees
AcceptInvitation
DeclineInvitation
TentativeAcceptInvitation
NewContact
NewTask
NewAppointment
TextAlignLeft
TextAlignCenter
ShapeRectangle
ShapeRoundedRectangle
ShapeIsoscelesTriangle
ShapeOval
ShapeSmileyFace
ShapeDonut
ShapeLeftBrace
ShapeRightBrace
ShapeArc
ShapeLightningBolt
ShapeHeart
ShapeRightArrow

<b>imageMso</b>
ShapeLeftArrow
ShapeUpArrow
ShapeDownArrow
ShapeRoundedRectangularCallout
ShapeStar
ShapeSeal8
ShapeSeal16
ShapeSeal24
TextAlignRight
TextAlignLetterJustify
TextAlignWordJustify
TextAlignStretchJustify
PictureReset
PictureRecolorAutomatic
PictureRecolorGrayscale
PictureRecolorBlackAndWhite
PictureRecolorWashout
TextWrappingSquare
TextWrappingTight
TextWrappingNoneClassic
TextWrappingEditWrapPoints
_3DEffectsOnOffClassic
_3DTiltDownClassic
_3DTiltUpClassic
_3DTiltLeftClassic
_3DTiltRightClassic
_3DExtrusionDirectionClassic
_3DLightingClassic
_3DSurfaceMaterialClassic
_3DExtrusionDepthNoneClassic

<b>imageMso</b>
_3DExtrusionDepth36Classic
_3DExtrusionDepth72Classic
_3DExtrusionDepth144Classic
_3DExtrusionDepth288Classic
_3DExtrusionDepthInfinityClassic
_3DExtrusionPerspectiveClassic
_3DExtrusionParallelClassic
_3DLightingFlatClassic
_3DLightingNormalClassic
_3DLightingDimClassic
_3DSurfaceMatteClassic
_3DSurfacePlasticClassic
_3DSurfaceMetalClassic
_3DSurfaceWireFrameClassic
ObjectEditText
SnapToShapes
TextWrappingMenuClassic
WindowsArrangeIcons
PictureFormatDialog
ViewVisualBasicCode
RemoveFromCalendar
MasterViewClose
CreateShortcutMenuFromMacro
DrawingNewClassic
HyperlinkInsert
HyperlinkEdit
ReviewNewComment
ReviewPreviousComment
ReviewNextComment
ReviewDeleteComment

<b>imageMso</b>
ReviewShowOrHideComment
ReviewShowAllComments
PivotTableOptions
DesignMode
WordArtInsertDialogClassic
FormFieldProperties
PhoneticGuideEdit
FullScreenViewClassic
PhoneticGuideSettings
PhoneticGuideFieldShow
CircularReferences
MasterDocumentExpandOrCollapseSubdocuments
Chart3DConeChart
InternationalCurrency
ObjectsAlignCenterInFormHorizontally
ObjectsAlignCenterInFormVertically
SizeToControlWidth
SizeToControlHeight
SizeToControlHeightAndWidth
HorizontalSpacingDecrease
HorizontalSpacingIncrease
ObjectsAlignDistributeHorizontallyRemove
VerticalSpacingDecrease
VerticalSpacingIncrease
ObjectsAlignDistributeVerticallyRemove
ObjectsArrangeBottom
ObjectsArrangeRight
CancelMeeting
Private
AcceptTask

<b>imageMso</b>
SaveAndNew
CopyFolder
EmptyTrash
RecordInJournal
MarkAsUnread
CopyToFolder
MoveToFolder
ShapeFillColorPickerClassic
ControlLineColorPicker
VisualBasic
DoubleBottomBorder
BorderThickBottom
BorderTopAndBottom
BorderTopAndDoubleBottom
BorderTopAndThickBottom
BordersAll
BorderThickOutside
SlideBackgroundFormatDialog
AutoSummarize
ViewDocumentMap
ReviewAcceptChange
ReviewRejectChange
TableDrawBorderPenStyle
Font
FontSize
ZoomClassic
CreateMap
MergeCellsAcross
FieldChooser
MessageHeaderToggle

<b>imageMso</b>
MeetingRequest
NewNote
RecurrenceEdit
SendStatusReport
ImagerScan
QueryReturnGallery
SelectRecord
SelectAllRecords
TableTestValidationRules
RelationshipsClearLayout
SaveAsQuery
LoadFromQuery
DatasheetColumnRename
FileServerLinkTables
DatasheetColumnLookup
RecordsRefreshRecords
RelationshipsEditRelationships
RelationshipsHideTable
ReplicationRecoverDesignMaster
ReplicationResolveConflicts
ReplicationCreateReplica
ReplicationSynchronizeNow
SetDatabasePassword
DatabaseUserLevelSecurityWizard
DatabaseUserAndGroupAccounts
ControlSpecialEffectEtched
ControlSpecialEffectShadowed
ControlSpecialEffectChiseled
WindowsCascade
PositionFitToWindow



<b>imageMso</b>
BorderInsideHorizontal
BorderInsideVertical
BorderDiagonalDown
BorderDiagonalUp
MagicEightBall
TextDirectionLeftToRight
TextDirectionRightToLeft
ActiveXCheckBox
FindDialogExcel
ActiveXTextBox
ActiveXButton
ActiveXRadioButton
ActiveXListBox
ActiveXComboBox
ActiveXToggleButton
ActiveXSpinButton
ActiveXScrollBar
ActiveXLabel
ShowBcc
ShowFrom
DefinePrintStyles
TagMarkComplete
NewContactFromSameCompany
ChooseForm
RecoverInviteToMeeting
FormPublish
SkipOccurrence
RightToLeftDocument
EditQuery
DataRangeProperties

<b>imageMso</b>
RefreshAll
RefreshCancel
RefreshStatus
ClearAll
NewPostInThisFolder
ReplyToAttendeesWithMessage
SaveAndClose
AssignTask
Recurrence
NewMessageToContact
NewTaskForContact
NewMeetingWithContact
NewMessageToAttendees
SendUpdate
ReplyToAllAttendeesWithMessage
PostReplyToFolder
ViewAppointmentInCalendar
NewJournalEntry
NewMailMessage
CancelAcceptTask
CancelTaskAssignment
CancelDeclineTask
NewTaskRequest2
RecurrenceEditSeries
DataValidation
DataValidationCircleInvalid
ReviewShareWorkbook
ReviewTrackChanges
ReviewHighlightChanges
DatabaseQueryNew

<b>imageMso</b>
DataValidationClearValidationCircles
ReviewEditComment
TableDrawTable
TableEraser
TableCellAlignTop
TableCellAlignCenterVertically
TableCellAlignBottom
TableColumnsDistribute
TableRowsDistribute
FileCompactAndRepairDatabase
DatabaseMakeMdeFile
DatabaseEncodeDecode
SizeToTallest
SizeToShortest
SizeToWidest
SizeToNarrowest
QueryUnionQuery
QueryDataDefinition
QuerySqlPassThroughQuery
ClearGrid
ActiveXFrame
ActiveXImage
ShapeConnectorStyleStraight
ShapeConnectorStyleElbow
ShapeConnectorStyleCurved
WordArtEditTextClassic
FilterByResource
TableInsertCellsDialog
DeleteCells2
TableDeleteRows

<b>imageMso</b>
TableDeleteColumns
Organizer
ShadowOnOrOffClassic
MacroRecorderStop
FileSendAsAttachment
AutoSummaryViewByHighlight
MasterDocument
ChangeCase
ListNumFieldInsert
ParagraphSpaceBeforeNone
ParagraphSpaceBefore
ParagraphSpaceAddOrRemoveBefore
PagePreviousWord
PageNextWord
MailMergeReceipientsUseExistingList
FootnoteNextWord
EndnoteInsertWord
IndexMarkEntry
CitationMark
IndexInsert
TableOfContentsDialog
TableOfFiguresInsert
TableOfAuthoritiesInsert
TextBoxLinkCreate
TextBoxLinkBreak
TextBoxNextLinked
TextBoxPreviousLinked
CompareAndCombine
PrintOptionsMenuWord
PageNumberFormat

<b>imageMso</b>
CancelInvitation
ContactWebPage
AttachItem
SendAgain
EditComposePage
EditReadPage
DesignThisForm
FileNewDefault
FilePrintQuick
WindowsTileVertically
WindowsTileHorizontally
SpellingAndGrammar
CopyToPersonalCalendar
CopyToPersonalTaskList
Post
NewOfficeDocument
CreateClassModule
ControlTabControl
ControlPage
ReviewPreviousChangeClassic
ReviewNextChangeClassic
DialMenu
SendDefault
MessageProperties
PictureInsertFromFile
TableDrawBorderPenWeight
FormatObject2
TableShowGridlines
TableBorderPenColorPicker
ShowAutoShapesAndDrawingBars

<b>imageMso</b>
ShapeStraightConnectorArrow
ShapeElbowConnectorArrow
SourceControlAddObjects
SourceControlGetLatestVersion
SourceControlCheckOut
SourceControlCheckIn
SourceControlUndoCheckOut
SourceControlShareObjects
SourceControlShowDifferences
SourceControlShowHistory
SourceControlRun
SourceControlProperties
SourceControlCreateDatabaseFromProject
SourceControlAddDatabase
SourceControlOptions
SourceControlRefreshStatus
DatabaseMoveToSharePoint
NewPostInThisFolder3
SlideDelete
ViewHandoutMasterView
ViewNotesMasterView
SlidesReuseSlides
SlidesFromOutline
MovieFromFileInsert
SoundInsertFromFile
FontsReplaceFonts
SpeakerNotes
BlackAndWhiteAutomatic
BlackAndWhiteBlack
BlackAndWhiteBlackWithGrayscaleFill

<b>imageMso</b>
BlackAndWhiteBlackWithWhiteFill
BlackAndWhiteDontShow
BlackAndWhiteGrayWithWhiteFill
BlackAndWhiteGrayscale
BlackAndWhiteInverseGrayscale
BlackAndWhiteWhite
BlackAndWhiteLightGrayscale
RecordNarration
SlideShowSetUpDialog
SummarizeSlide
TextWrappingTopAndBottom
TextWrappingThrough
MoveToFolderMenu
MacroRecordOrStop
PasteAsHyperlink
ParagraphDistributed
HyphenationOptions
TableRowsOrColumnsDistribute
MergeOrSplitCells
ReviewJapaneseConsistencyChecker
ShowGridlines_HideGridlines
AutoSummaryResummarize
ViewFooter
PictureSetTransparentColor
DataRefreshAll
BorderTopWord
BorderBottomWord
BorderLeftWord
BorderRightWord
TextDirection

<b>imageMso</b>
SlideShowCustom
DuplicateSelectedSlides
ActionInsert
SlideMiniature
PivotTableReport
ControlSetControlDefaults
ControlActiveX
FileNewDatabase
FileOpenDatabase
FileDatabaseProperties
DatasheetColumnDelete
SelectAllAccess
QueryTotalsShowHide
MacroConvertMacrosToVisualBasic
ViewsDesignView
SlideShowInAWindow
HangulHanjaConversionPowerPoint
ReturnToTaskList
MarkTaskComplete
NewMailMessage2
PostReply
ShowGridOutlook
SizeToGridOutlook
ControlSnapToGrid
MacroSingleStep
MicrosoftOnTheWeb01
MicrosoftOnTheWeb02
MicrosoftOnTheWeb03
MicrosoftOnTheWeb04
MicrosoftOnTheWeb05



<b>imageMso</b>
MicrosoftOnTheWeb06
MicrosoftOnTheWeb07
MicrosoftOnTheWeb08
MicrosoftOnTheWeb09
MicrosoftOnTheWeb10
MicrosoftOnTheWeb11
MicrosoftOnTheWeb12
MicrosoftOnTheWeb13
MicrosoftOnTheWeb14
MicrosoftOnTheWeb15
MicrosoftOnTheWeb16
SendItem
SlidesPerPage2Slides
SlidesPerPage3Slides
SlidesPerPage6Slides
SlidesPerPageSlideOutline
FontConditionalFormatting
ReviewProtectAndShareWorkbook
ObjectsAlignLeftOutlook
ObjectsAlignRightOutlook
ObjectsAlignTopOutlook
ObjectsAlignBottomOutlook
ObjectsAlignCenterHorizontalOutlook
ObjectsAlignMiddleVerticalOutlook
MicrosoftOnTheWeb17
SizeToGridAccess
SizeToFitAccess
FieldsManage
HorizontalSpacingMakeEqual
VerticalSpacingMakeEqual

<b>imageMso</b>
ObjectsAlignToGridOutlook
SortAscendingWord
SortDescendingWord
OutlineGroup
OutlineUngroup
IndentIncreaseExcel
IndentDecreaseExcel
ControlAdvancedProperties
SaveAttachments
ViewVisualBasicCodeAccess
FrameInsertHorizontal
FormatPictureOrShapeDialogClassic
FileSendToPowerPoint
DeclineTask
AutoFormatNow
DataFormWord
ReviseContents
BulletListDefault
NumberListDefault
OutlineNumberDefault
FormatNumberDefault
FootnoteEndnoteDialog
TableInsertDialogWord
FormFieldClear
ObjectBringInFrontOfText
ObjectSendBehindText
RotateRight2
RotateLeft2
PageBreakInsertWord
BordersShadingDialogWord

<b>imageMso</b>
TextBoxWordClassic
WordIndent
WordOutdent
IndentIncreaseWord
IndentDecreaseWord
SelectObjects
Callout
ListMacros
ReplaceWithAutoText
FormatBackground
HangulHanjaConversion
HeaderSourceEdit
IndentIncrease
IndentDecrease
AsianLayoutFitText
AsianLayoutPhoneticGuide
AsianLayoutCombineCharacters
JapanesePostcardDialog
CharacterBorder
CharacterShading
MoviePlay
SlidesPerPage4Slides
SlidesPerPage9Slides
ViewWebLayoutView
PasteAlternative
PasteAsNestedTable
HyperlinkRemove
MacroSecurity
HorizontalLineInsert
WebPagePreview

<b>imageMso</b>
TableSelectCell
TableDelete
TableInsertDialog
TableRowsInsertAboveWord
TableInsertRowsAbove
TableRowsInsertBelowWord
TableInsertRowsBelow
TableColumnsInsertLeft
TableInsertColumnsLeft
TableColumnsInsertRight
TableInsertColumnsRight
TablePropertiesDialog
TableOptionsDialog
SendCopySendNow
SendCopySelectNames
SendCopyCheckNames
SendCopyOptions
SendCopyFlag
ConferenceMeetNow
SendCopySendToMailRecipient
TableOfContentsInFrame
ComAddInsDialog
FramePropertiesDialog
PivotChartInsertClassic
PivotFieldListShowHide
PictureBulletsInsert
FileNewWebPage
FileNewEmail
ToolboxAudio
ToolboxVideo

<b>imageMso</b>
ToolboxMarquee
CreateStoredProcedure
FileNewBlankDocument
FileNewDialogClassic
ViewNormalViewPowerPoint
SynchronizeHtml
IgnoreHtmlChanges
FileSaveAsWebPage
HorizontalLineInsertClassic
GetExternalDataFromWeb
FrameCreateAbove
FrameCreateBelow
FrameCreateLeft
FrameCreateRight
FrameDelete
RelationshipsReport
NewView
GetExternalDataFromText
ServerConnection
RecordsInsertSubdatasheet
AdpDiagramNewLabel
AdpDiagramAddRelatedTables
AdpDiagramShowRelationshipLabels
AdpDiagramViewPageBreaks
AdpDiagramRecalculatePageBreaks
AdpDiagramArrangeSelection
AdpDiagramArrangeTables
AdpDiagramNewTable
AdpDiagramColumnProperties
AdpDiagramColumnNames

<b>imageMso</b>
AdpDiagramKeys
AdpDiagramNameOnly
AdpDiagramCustomView
AdpDiagramDeleteTable
AdpDiagramHideTable
AdpDiagramAutosizeSelectedTables
DiagramDeleteRelationship
WindowMoveSplit
EastAsianEditingMarks
FilePublishAsWebPage
TableAutoFitContents
TableAutoFitWindow
TableAutoFitFixedColumnWidth
TableCellAlignTopLeft
TableCellAlignTopCenter
TableCellAlignTopRight
TableCellAlignMiddleLeft
TableCellAlignMiddleCenter
TableCellAlignMiddleRight
TableCellAlignBottomLeft
TableCellAlignBottomCenter
TableCellAlignBottomRight
ServerFilterApply
WebControlCheckBox
WebControlOptionButton
WebControlDropDownBox
WebControlListBox
WebControlTextBox
WebControlTextArea
WebControlSubmit

<b>imageMso</b>
WebControlSubmitWithImage
WebControlReset
WebControlHidden
WebControlPassword
TableSetLeftToRight
TableSetRightToLeft
ChineseTranslationDialog
TableInsertMultidiagonalCell
AsianLayoutCharactersEnclose
ServerFilterByForm
EnvelopeChineseDialog
AdpVerifySqlSyntax
AdpDiagramTableModesMenu
CreateDiagram
RecordsExpandAllSubdatasheets
RecordsCollapseAllSubdatasheets
ObjectsMultiSelect
DatabaseLinedTableManager
TranslateToTraditionalChinese
TextWrappingBehindText
TextWrappingInFrontOfText
WatermarkCustomDialog
FrameSaveCurrentAs
AdpOutputOperationsTableRemove
AdpOutputOperationsGroupBy
AdpViewDiagramPane
AdpViewGridPane
AdpViewSqlPane
AdpOutputOperationsAddToOutput
AdpOutputOperationsSortAscending

<b>imageMso</b>
AdpOutputOperationsSortDescending
DatabaseAccessBackEnd
DatabasePartialReplica
TextDirectionContext
TranslateToSimplifiedChinese
ChineseTranslationMenu
FileBackUpSqlDatabase
ServerRestoreSqlDatabase
FileDropSqlDatabase
DatabaseSetLogonSecurity
DatabaseSqlServer
DatabaseSwitchboardManager
WebServerDiscussions
FontColorMoreColorsDialogPowerPoint
HyperlinksVerify
BlackAndWhite
CancelRequest
ViewMasterDocumentViewClassic
HyperlinkInsertPowerPoint
AddOrRemoveAttendees
NewDistributionList
CalculateFull
SizeMenu
ScriptDebugger
RunThisForm
MessageFormatPlainText
MessageFormatHtml
MessageFormatRichText
ExportToVCardFile
MessageOptions



<b>imageMso</b>
MapContactAddress
SignatureInsertMenu
DesignAFormOutlook
WatchWindow
FormulaEvaluate
LineSpacing
WordCountList
StylesModifyStyle
MacroRun
ServerProperties
SignatureShow
StylesPane
SpeechMicrophone
SubformInNewWindow
NumberingRestart
DrawingCanvasInsert
ViewsPivotTableView
ViewsPivotChartView
DiagramRadialInsertClassic
DiagramCycleInsertClassic
DiagramPyramidInsertClassic
DiagramTargetInsertClassic
DiagramVennDiagramInsertClassic
DiagramChangeToRadialClassic
DiagramChangeToCycleClassic
DiagramChangeToTargetClassic
DiagramChangeToVennDiagramClassic
PasteByAppendingTable
OrganizationChartInsertAssistant
OrganizationChartInsertCoworker

<b>imageMso</b>
OrganizationChartInsertSubordinate
AdpStoredProcedureEditSql
DrawingCanvasFit
DrawingCanvasResize
ColorGrayscaleMenu
ViewBackToColorView
ViewDisplayInGrayscale
ViewDisplayInHighContrast
ViewDisplayInPureBlackAndWhite
PivotAutoFilter
PivotSubtotal
PivotRefresh
PivotMoveToFieldArea
PivotMoveToColumnArea
PivotMoveToFilterArea
PivotMoveToDetailArea
PivotExpandField
PivotExportToExcel
PivotExpandIndicators
PivotDropAreas
SearchUI
MailMergeMergeToEMail
MailMergeMergeToFax
MailMergeCreateList
DrawingCanvasExpand
TextWrappingInLineWithText
SlidesPerPage1Slide
ReviewSendForReview
WorkgroupAdmin
AdpDiagramAddTable

<b>imageMso</b>
WebComponent
PasteSpecial
AttachFile
DiagramChangeToPyramidClassic
DiagramShapeMoveBackwardClassic
DiagramShapeMoveForwardClassic
SlideMasterPreserveMaster
SlideMasterRenameMaster
CharacterCodeToggle
LinkBarCustom
BorderDrawMenu
BorderErase
BorderStyle
StylesStyleVisibility
ShowFormulas
DatabaseCopyDatabaseFile
FileServerTransferDatabase
DiagramStylesClassic
MailMergeHighlightMergeFields
MailMergeWizard
OrganizationChartAutoLayout
OrganizationChartSelectLevel
OrganizationChartSelectBranch
OrganizationChartSelectAllAssistants
OrganizationChartSelectAllConnectors
PivotTableOlapPropertyFields
RevealFormatting
DiagramReverseClassic
DiagramAutoLayoutClassic
PasteTableFromExcel

<b>imageMso</b>
TranslationPane
GoToTableOfContents
TableOfContentsUpdate
OutlineLevelGallery
OutlineShowLevel
ErrorChecking
BulletsAndNumberingNumberingDialog
NumberingContinue
FileCheckOut
FileCheckIn
OrganizationChartLayoutStandard
OrganizationChartLayoutBothHanging
OrganizationChartLayoutLeftHanging
OrganizationChartLayoutRightHanging
PivotTableGenerateGetPivotData
ReviewReplyWithChanges
StylesStyleSeparator
BorderDrawLine
BorderDrawGrid
OutlinePromoteToHeading
MicrosoftOutlook
ReviewPreviousChange
ReviewNextChange
ReviewReviewingPane
ReviewAcceptChangeClassic
ReviewRejectChangeOrDeleteComment
PageOrientationLandscape
PageOrientationPortrait
GetExternalDataImportClassic
SlideReset

<b>imageMso</b>
AnimationOnClick
StartAfterPrevious
MailMergeMatchFields
MailMergeAddressBlockInsert
MailMergeGreetingLineInsert
MailMergeMergeFieldInsert
MailMergeRecipientsEditList
PicturesCompress
TableAutoFormatStyle
PivotAutoCalcMenu
PivotChartType
PivotChartMultiplePlots
PivotChartMultipleUnified
PivotSwitchRowColumn
DrillInto
MailMergeFindRecipient
VerticallyDistributed
ReviewDeleteCommentPowerPoint
ReviewNextCommentPowerPoint
ReviewPreviousCommentPowerPoint
ReviewShowOrHideMarkup
FontSchemes
FormFieldReset
MailMergeUpdateLabels
PivotCollapseFieldAccess
PivotShowDetails
PivotHideDetails
PivotChartLegendShowHide
AnimationAudio
DiagramFitToContentsClassic

<b>imageMso</b>
DiagramResizeClassic
DiagramExpandClassic
PivotShowAsMenu
OrganizationChartResize
AcceptProposal
AppointmentColor0
AppointmentColor1
AppointmentColor2
AppointmentColor3
AppointmentColor4
AppointmentColor5
AppointmentColor6
AppointmentColor7
AppointmentColor8
AppointmentColor9
AppointmentColor10
AppointmentColorDialog
ProposeNewTime
ViewAllProposals
ReviewDeleteAllMarkupOnSlide
PasteOption
MailMergeSetDocumentType
DiagramShapeInsertClassic
OrganizationChartStyle
AdpStoredProcedureQuerySelect
AdpStoredProcedureQueryMakeTable
AdpStoredProcedureQueryUpdate
AdpStoredProcedureQueryAppend
AdpStoredProcedureQueryAppendValues
AdpStoredProcedureQueryDelete

<b>imageMso</b>
ReviewDisplayForReview
ReviewNewCommentMenu
ReviewAllowUsersToEditRanges
SpeakCells
SpeakStop
SpeakByRows
SpeakByColumns
SpeakOnEnter
Translate
PivotClearCustomOrdering
PivotFilterBySelection
PivotRemoveField
PivotGroupItems
PivotUngroupItems
DrillOut
AdpManageIndexes
ViewGridlinesPowerPoint
AdpDiagramIndexesKeys
AdpDiagramRelationships
AdpConstraints
PhotoAlbumInsert
PhotoAlbumEdit
DrawingCanvasScale
OrgChartScale
DiagramScale
ProtectDocument
BrightnessAndContrastEdit
TableInsertExcel
ReadingMode
ReadingViewClose

<b>imageMso</b>
PersonaStatusOnline
PersonaStatusOffline
PersonaStatusAway
PersonaStatusBusy
GoToMail
ResearchPane
TableStyleTotalsRow
TableRowsInsertAboveExcel
TableRowsDeleteExcel
TableConvertToRange
PrintListRange
ReadingModeMini
DocumentMapReadingView
ReadingViewResearchPane
ReadingViewFontSizeIncrease
ReadingViewFontSizeDecrease
ReadingViewShowPrintedPage
ViewRulerWord
FileInternetFax
XmlExport
XmlImport
ViewDocumentActionsPane
DatabaseObjectDependencies
ReviewShowInk
InkEraseMode
TableColumnsInsertLeftExcel
TableColumnsDeleteExcel
NewAlert
InkDeleteAllInk
TableUnlinkExternalData



<b>imageMso</b>
TableExportTableToSharePointList
LookUp
FilePackageForCD
DesignXml
WindowSideBySide
ViewGridlinesFrontPage
ChangeBinding
ListSynchronize
ChangesDiscardAndRefresh
TableOpenInBrowser
TableResize
XmlExpansionPacksExcel
FileVersionHistory
FileVersionHistoryWord
FrontPageToggleBookmark
XmlDataRefresh
XmlMapProperties
WindowSideBySideSynchronousScrolling
WindowResetPosition
InkColorMoreColorsDialog
XmlTransformation
XmlEditQuery
JotInkStyle1
InsertDrawingCanvas
FilePermissionView
FilePermission
ReadingViewAllowMultiplePages
VoiceInsertInComment
RmsInvokeBrowser
RmsImportanceCheck

<b>imageMso</b>
RmsImportanceUncheck
ViewThumbnails
Thesaurus
InkingStart
VoteMenu
RmsNavigationBar
RmsSendBizcard
RmsSendBizcardDesign
FindText
AudioNoteDelete
ViewFullScreenReadingView
VisibilityVisible
VisibilityHidden
VisibilityInherit
InkDrawingAndWriting
ReviewInkCommentPen
ReviewInkCommentEraser
NewInternetFax
MeetingsWorkspace
InkEraser
InkStopInkingReadingView
StarUnratedEmpty
StarUnratedFull
StarRatedEmpty
StarRatedFull
StarRatedHalf
OutlookGlobe
OutlookGears
MsnLogo
GoLeftToRight

<b>imageMso</b>
GoLtrHover
GoLtrFocus
GoLtrDown
GoRtl
GoRtlHover
GoRtlFocus
GoRtlDown
StopLeftToRight
StopLtrHover
StopLtrFocus
StopLtrDown
StopRtl
StopRtlHover
StopRtlFocus
StopRtlDown
ForwardToMobile
JunkEmailAddToBlockedSendersList
JunkEmailMarkAsNotJunk
JunkEmailOptions
CategoryCollapse
DataSourceCatalogServerScript
PermissionRestrict
Risks
SetPertWeights
PanAndZoomWindow
FileBackupDatabase
OrganizationOutlook
ThemeBrowseForThemesPowerPoint
AccessNavigationOptions
WorkflowComplete

<b>imageMso</b>
WorkflowPending
Connections
ViewGoBack
ViewGoForward
ListSetNumberingValue
SlideMasterInsertLayout
FileViewDigitalSignatures
SignaturesLoading
AppointmentAttachment
ViewsReportView
FileCloseDatabase
OpenInfopathForm
FileWorkflowTasks
FileStartWorkflow
SharingRequestAllow
SharingRequestDeny
SharingOpenCalendarFolder
SignatureLineInsert
SlideThemesGallery
ApplicationOptionsDialog
BibliographyInsert
BibliographyStyle
CitationInsert
BibliographyManageSources
BibliographyAddNewSource
LabelInsert
BarcodeInsert
CongratulatoryEvent
CondolatoryEvent
ViewPageLayoutView

<b>imageMso</b>
PivotClearAll
ChartStylesGallery
ChartLayoutGallery
ChartSaveTemplates
ChartAxisTitles
ChartAxes
ChartGridlines
ChartMoreElement
ChartFormatSelection
ChartElementSelector
PageMarginsGallery
LimeCatsAndDogsGallery
DropCapInsertGallery
TrustCenter
ReadingViewAllowTyping
ReadingViewMarginSettingsMenu
CalendarInsert
SlideShowFromCurrent
BulletsGallery
NumberingGallery
LineSpacingGalleryPowerPoint
SlideNewGallery
SlideLayoutGallery
ShapesInsertGallery
ShapeChangeShapeGallery
ShapeFillTextureGallery
ShapeStylesGallery
PageOrientationGallery
FileServerTasksMenu
FileSendMenu

<b>imageMso</b>
GroupFont
GroupParagraph
GroupStyles
GroupProofing
GroupInsertPages
GroupInsertIllustrations
GroupShapes
GroupWordArtText
GroupPageSetup
GroupParagraphLayout
GroupCitationsAndBibliography
GroupFootnotes
GroupTableOfContents
GroupMailMergeWriteInsertFields
GroupMailMergePreviewResults
GroupMailMergeFinish
GroupChangesTracking
GroupComments
GroupChanges
GroupCompare
GroupPictureSize
GroupDrawBorders
GroupTableAlignment
GroupTableProperties
GroupTableTools
GroupSlides
GroupTextBoxText
GroupArrange
GroupInsertMediaClips
GroupSlideThemes

<b>imageMso</b>
GroupThemes
GroupBackground
GroupPreview
GroupAnimations
GroupTransitionToThisSlide
GroupSlideShowStart
GroupSlideShowSetup
GroupShapeStyles
GroupFill
GroupLines
GroupEffects
GroupChartLayouts
GroupChartStyles
GroupChartAxes
GroupChartShapes
GroupNumber
GroupAlignmentExcel
GroupCells
GroupSortFilter
GroupInsertTablesExcel
GroupOrganizationChartShapeInsert
GroupPageLayoutScaleToFit
GroupPageLayoutSheetOptions
GroupFunctionLibrary
GroupNamedCells
GroupFormulaAuditing
GroupGetExternalData
GroupConnections
GroupOutline
GroupDataTools

<b>imageMso</b>
GroupChangesExcel
FollowUpReadMenu
StylesManageStyles
StylesStyleInspector
ObjectEffectPresetGallery
PictureEffectsPresetGallery
_3DRotationGallery
ControlLayoutTabular
ControlLayoutStacked
ControlLayoutRemove
ShapeFillColorPicker
OutlineColorPicker
ResultsPaneStartFindAndReplace
FileDocumentInspect
ImportSavedImports
ImportAccess
ImportExcel
ImportTextFile
ImportSharePointList
ImportXmlFile
ImportOdbcDatabase
ImportHtmlDocument
ImportOutlook
ImportDBase
ImportParadox
ImportLotus
ExportSavedExports
ExportExcel
ExportSharePointList
ExportWord



<b>imageMso</b>
ExportAccess
ExportTextFile
ExportXmlFile
ExportOdbcDatabase
ExportSnapshot
ExportHtmlDocument
ExportDBase
ExportParadox
ExportLotus
QuickStylesGallery
QuickStylesSets
ClearFormatting
FormRegionOpen
FormRegionSave
PanningHand
BulletsGalleryWord
NumberingGalleryWord
SharePointListsWorkOffline
SynchronizeData
SharePointListsDiscardAllChangesAndRefresh
FileManageMenu
ViewsModeMenu
GroupSortAndFilter
SortSelectionMenu
FiltersMenu
RecordsMoreRecordsMenu
FieldsMenu
RecordsSubdatasheetMenu
GroupAutoFormatAccess
GroupTextFormatting

<b>imageMso</b>
GroupDataTypeAndFormatting
AlignLeftToRightMenu
GroupCreateTables
GroupCreateForms
GroupCreateReports
GroupCreateOther
GroupSharepointLists
GroupCollectData
GroupImport
ImportMoreMenu
GroupExport
ExportMoreMenu
GroupDatabaseTools
DatabasePermissionsMenu
GroupMacro
GroupDatabaseSourceControl
GroupSourceControlShow
GroupSourceControlManage
GroupRelationships
GroupMacroRows
GroupQuerySetup
GroupQueryType
SqlSpecificMenu2
GroupQueryTools
GroupControls
GroupPageLayoutAccess
GroupZoom
GroupToolsAccess
GroupRichText
GroupSizeAndPosition

<b>imageMso</b>
PivotShowTopAndBottomItemsMenu
PivotFormulasMenu
FilePublishSlides
SlideShowUsePresenterView
ArrowStyleGallery
OutlineDashesGallery
OutlineWeightGallery
GroupAlignment
GroupPictureTools
GroupSize
FormatCellsNumberDialog
FormatCellsFontDialog
CellAlignmentOptions
PageSetupPageDialog
PageSetupSheetDialog
PivotTableLayoutGrandTotals
GroupPivotTableActiveField
GroupPivotTableLayout
GroupPivotTableSort
GroupPivotTableShowHide
PivotTableLayoutSubtotals
GroupPivotTableGroup
GroupPivotTableTools
GroupPivotTableData
GroupPivotTableOptions
GroupPivotTableStyles
GroupPivotTableStyleOptions
WrapText
ClearMenu
ProofingToolsFlyoutAnchor

<b>imageMso</b>
PictureInsertMenu
ReviewTrackChangesMenu
ReviewAcceptChangeMenu
ReviewRejectChangeMenu
ReviewBalloonsMenu
GroupTableStylesPowerPoint
GroupTableRowsAndColumns
GroupTableData
ObjectAlignMenu
MovieInsert
ObjectRotateGallery
FillMenu
SelectMenu
OrientationMenu
MergeCenterMenu
AutoSumMenu
PrintAreaMenu
PageBreakMenu
NameDefineMenu
RefreshMenu
WhatIfAnalysisMenu
PivotTableFormulasMenu
PivotTableOlapTools
PivotTableOptionsMenu
AnimationGallery
AnimationTransitionGallery
AnimationTransitionSpeedGallery
ErrorCheckingMenu
TraceRemoveArrowsMenu
SortFilterMenu

<b>imageMso</b>
FontColorPicker
TableColumnsGallery
CellFillColorPicker
BorderDoubleBottom
ChartTitle
ChartPrimaryHorizontalAxisTitle
ChartPrimaryVerticalAxisTitle
ChartDepthAxisTitle
ChartLegend
ChartDataLabel
ChartPrimaryHorizontalGridlines
ChartPrimaryVerticalGridlines
ChartDepthGridlines
ChartPrimaryHorizontalAxis
ChartPrimaryVerticalAxis
ChartDepthAxis
ChartDataTable
ChartTrendline
ChartErrorBars
ChartLines
ChartUpDownBars
ChartPlotArea
ChartWall
ChartFloor
GroupMarginsAndPadding
ControlLineTypeGallery
ControlLineThicknessGallery
GroupMacroTools
ReplicationOptionsMenu
GroupRecords

<b>imageMso</b>
LassoSelect
SmartArtAddShape
SmartArtIncreaseFontSize
SmartArtDecreaseFontSize
SmartArtLargerShape
SmartArtSmallerShape
SmartArtResetGraphic
SmartArtResetShape
SmartArtTextPane
SmartArtEditIn2D
SmartArtLayoutGallery
SmartArtMoreLayoutsDialog
SmartArtStylesGallery
SmartArtChangeColorsGallery
ObjectEffectSoftEdgesGallery
ObjectEffectGlowGallery
GradientGallery
ObjectEffectShadowGallery
WordArtInsertGallery
TextEffectTransformGallery
TextNoTransform
TextPathArchUp
TextPathArchDown
TextPathCircle
TextPathButton
TextPlain
TextStop
TextTriangle
TextTriangleInverted
TextChevron

<b>imageMso</b>
TextChevronInverted
TextRingInside
TextRingOutside
TextArchUpPour
TextArchDownPour
TextCirclePour
TextButtonPour
TextCurveUp
TextCurveDown
TextCascadeUp
TextCascadeDown
TextWave1
TextWave2
TextWave3
TextWave4
TextInflate
TextDeflate
TextInflateBottom
TextDeflateBottom
TextInflateTop
TextDeflateTop
TextDeflateInflate
TextDeflateInflateDeflate
TextFadeRight
TextFadeLeft
TextFadeUp
TextFadeDown
TextSlantUp
TextSlantDown
TextCanUp

<b>imageMso</b>
TextCanDown
GroupHeaderFooterExcel
HeaderFooterHeaderGallery
HeaderFooterFooterGallery
GroupHeaderFooterElements
HeaderFooterPageNumberInsertExcel
HeaderFooterNumberOfPagesInsert
HeaderFooterCurrentDate
HeaderFooterCurrentTimeInsert
HeaderFooterFilePathInsert
HeaderFooterFileNameInsert
HeaderFooterSheetNameInsert
HeaderFooterPictureInsert
HeaderFooterFormatPicture
GroupHeaderFooterOptions
FontShadingColorMoreColorsDialog
FontColorMoreColorsDialogExcel
BorderMoreColorsDialog
SheetTabColorMoreColorsDialog
PivotTableNewStyle
PivotPlusMinusFieldHeadersShowHide
PivotTableExpandField
PivotCollapseField
ConditionalFormattingDataBarsGallery
ConditionalFormattingColorScalesGallery
ConditionalFormattingIconSetsGallery
TableColumnsInsertRightExcel
TableRowsInsertBelowExcel
ConditionalFormattingHighlightBetween
ConditionalFormattingHighlightCompareColumns



<b>imageMso</b>
PivotTableStylesGallery
FormatAsTableGallery
TableStylesGalleryExcel
ConditionalFormattingsManage
ConditionalFormattingHighlightGreaterThan
ConditionalFormattingHighlightLessThan
ConditionalFormattingHighlightEqualTo
ConditionalFormattingHighlightTextContaining
ConditionalFormattingHighlightDateOccuring
ConditionalFormattingHighlightDuplicateValues
ConditionalFormattingTopNItems
ConditionalFormattingTopNPercent
ConditionalFormattingBottomNItems
ConditionalFormattingBottomNPercent
ConditionalFormattingAboveAverage
ConditionalFormattingBelowAverage
RemoveDuplicates
FilterReapply
CreateEmail
ManageReplies
ReviewPreviousCommentWord
ReviewNextCommentWord
ThemeColorsGallery
PivotTableInsert
PivotChartInsert
PivotTableMove
PivotTableChangeDataSource
BuildingBlocksCreateNewFromSel
HeaderInsertGallery
FooterInsertGallery

<b>imageMso</b>
CoverPageInsertGallery
PageNumberFieldInsertGallery
WatermarkGallery
EquationInsertGallery
QuickTablesInsertGallery
QuickPartsInsertGallery
SharePointListsDiscardAllChanges
SortRemoveAllSorts
GroupSmartArtLayouts
GroupSmartArtQuickStyles
GroupSmartArtChooseColor
GroupSmartArtCreateGraphic
GroupSmartArtReset
GroupSmartArtSize
ConditionalFormattingHighlightCellsMenu
ConditionalFormattingTopBottomMenu
SaveSelectionToQuickPartGallery
SaveSelectionToCoverPageGallery
SaveSelectionToEquationGallery
SaveSelectionToFooterGallery
SaveSelectionToHeaderGallery
SaveSelectionToPageNumberGallery
SaveSelectionToQuickTablesGallery
SaveSelectionToWaterMarkGallery
MenuView2
FormatCellsMenu
ConditionalFormattingClearMenu
FontColorCycle
CellsInsertSmart
CellsDeleteSmart

<b>imageMso</b>
ReviewShowMarkupMenu
ObjectEditShapeMenu
PivotTableLayoutReportLayout
PivotTableLayoutShowInCompactForm
PivotTableLayoutShowInOutlineForm
PivotTableLayoutShowInTabularForm
SymbolInsertGallery
ControlChart
SpellingAccess
ViewsDatasheetView
PivotTableClearMenu
MacroArguments
MacroShowAllActions
GroupControlsAccess
CreateTable
CreateTableTemplatesGallery
AccessTableContacts
AccessTableTasks
AccessTableIssues
AccessTableEvents
AccessTableAssets
CreateTableUsingSharePointListsGallery
AccessListContacts
AccessListTasks
AccessListIssues
AccessListEvents
AccessListAssets
AccessListCustom
AccessListCustomDatasheet
CreateForm

<b>imageMso</b>
CreateFormSplitForm
CreateFormWithMultipleItems
CreateFormMoreFormsGallery
AccessFormWizard
CreateFormPivotChart
AccessFormPivotTable
AccessFormDatasheet
AccessFormModalDialog
CreateFormBlankForm
CreateReport
AccessReportMore
CreateReportFromWizard
CreateLabels
CreateReportBlankReport
CreateOtherObjectsMenu
ControlTitle
ControlLogo
ShowMargins
SlideMasterContentPlaceholderInsert
SlideMasterTextPlaceholderInsert
SlideMasterChartPlaceholderInsert
SlideMasterTablePlaceholderInsert
SlideMasterDiagramPlaceholderInsert
SlideMasterMediaPlaceholderInsert
SlideMasterClipArtPlaceholderInsert
SlideMasterVerticalTextPlaceholderInsert
SlideMasterShowFooters
CellStylesGallery
CellStyleNew
CellStylesMerge

<b>imageMso</b>
TableStylesGallery
TableStyleNew
TableStyleClear
FilePublishExcelServices
PivotTableOlapConvertToFormulas
PivotTableLayoutBlankRows
TableStyleFirstColumn
TableStyleLastColumn
TableStyleBandedRows
TableStyleBandedColumns
TableStyleRowHeaders
TableStyleColumnHeaders
TableSummarizeWithPivot
DisplayRuler
GetExternalDataFromAccess
GetExternalDataFromOtherSources
GetExternalDataExistingConnections
GroupThemesExcel
PivotPlusMinusButtonsShowHide
FileSaveAsPdfOrXps
FormattingDataType
FormattingRequiredField
FormattingFormat
ApplyCurrencyFormat
ApplyPercentageFormat
ApplyCommaFormat
FormattingIncreaseDecimals
FormattingDecreaseDecimals
BusinessCardInsertMenu
RecentFileList

<b>imageMso</b>
DataGraphicIconSet
SearchLibraries
MoreControlsDialog
GroupCode
GroupRestrictions
GroupXml
PageScaleToFitWidth
PageScaleToFitHeight
SlideTransitionApplyToAll
AnimationPreview
XmlStructure
XmlSchema
XmlExpansionPacksWord
GroupCaptions
GroupIndex
GroupTableOfAuthorities
GroupEditing
SelectMenuExcel
PrintTitles
NameUseInFormula
CalculationOptionsMenu
XmlSource
GroupClipboard
GroupInsertTables
GroupInsertLinks
GroupInsertSymbols
GroupInsertBarcode
GroupCalculation
BordersGallery
BordersMoreDialog

<b>imageMso</b>
PageScaleToFitOptionsDialog
PageSizeGallery
AnimationTransitionSoundGallery
ObjectPictureFill
TextWrappingMenu
RecordsAddFromOutlook
RecordsSaveAsOutlookContact
DatasheetNewField
PivotTableGroupSelection
PivotTableGroupField
SlideShowFromBeginning
WindowSwitchWindowsMenuWord
WindowSwitchWindowsMenuPowerPoint
WindowSwitchWindowsMenuExcel
ShapeFillMoreGradientsDialog
ShadowOptionsDialog
BuildingBlocksOrganizer
TableSharePointListsModifyColumnsAndSettings
TableListAlertMe
TableSharePointListsModifyWorkflow
TableListPermissions
TableSharePointListsRefreshList
CreateQueryInDesignView
ControlAttachment
GroupFieldsAndColumns
DataOptionsMenu
FormattingUnique
RecordsRefreshMenu
GroupLayoutShowHide
GroupQueryShowHide

<b>imageMso</b>
GroupMacroShowHide
GroupPosition
GroupAnalyze
GroupControlLayout
GroupRelationshipsTools
GroupTableDesignTools
GroupTableRows
GroupSharePointList
GroupPivotTableFilterAndSort
GroupPivotTableToolsAccess
GroupPivotTableShowHideAccess
GroupPivotTableSelections
GroupPivotTableDataAccess
GroupPivotTableActiveFieldAccess
GroupPivotChartFilterAndSort
GroupPivotChartTools
GroupPivotChartShowHide
GroupPivotChartDataAccess
GroupPivotChartActiveFieldAccess
GroupPivotChartType
ControlMarginsGallery
ControlPaddingGallery
AutoFormatGallery
PivotMoveField
PivotChartSortByTotalMenu
SharePointListsDiscardChangesMenu
ReviewCompareMenu
ReviewCompareTwoVersions
ReviewCombineRevisions
ReviewCompareMajorVersion



<b>imageMso</b>
ReviewCompareLastVersion
ReviewCompareSpecificVersion
PropertyInsert
ObjectsAlignLeftSmart
ObjectsAlignRightSmart
ObjectsAlignTopSmart
ObjectsAlignBottomSmart
ObjectsAlignCenterHorizontalSmart
ObjectsAlignMiddleVerticalSmart
AlignDistributeHorizontally
AlignDistributeVertically
GroupProtect
IndexUpdate
MailMergeFinishAndMergeMenu
HyphenationMenu
MailMergeRules
SlideShowCustomMenu
SlideShowResolutionGallery
SlideShowUseRehearsedTimings
SlideShowShowPresentationOnGallery
GroupMonitors
MailMergeStartMailMergeMenu
MailMergeStartLetters
MailMergeStartEmail
MailMergeStartEnvelopes
MailMergeStartLabels
MailMergeStartDirectory
MailMergeClearMergeType
MailMergeSelectRecipients
TableOfContentsAddTextGallery

<b>imageMso</b>
FunctionsRecentlyUsedtInsertGallery
FunctionsFinancialInsertGallery
FunctionsDateTimeInsertGallery
FunctionsMathTrigInsertGallery
FunctionsTextInsertGallery
FunctionsLogicalInsertGallery
FunctionsStatisticalInsertGallery
FunctionsLookupReferenceInsertGallery
FunctionsInformationInsertGallery
GroupTableStyleOptions
GroupTableExternalData
GroupEditingExcel
BorderColorPicker
TranslationToolTip
FileCompatibilityChecker
FollowUpComposeMenu
ThemeFontsGallery
ThemeEffectsGallery
PrintColumns
PrintDataOnly
GroupControlAlignment
RmsNavigationBarHome
FileProperties
ForwardAttach
BackAttach
ManageAttachments
GroupPrintPreviewPrint
GroupPrintPreviewPreview
GroupPlay
GroupMovieOptions

<b>imageMso</b>
GroupSoundOptions
SoundPlaySoundGallery
SlideShowVolume
BreaksGallery
LineNumbersMenu
GroupOutliningClose
GroupOutliningTools
GroupMasterDocument
TableSelectMenu
TableDeleteRowsAndColumnsMenuWord
GroupTableMerge
TableAutoFitMenu
GroupTableDrawBorders
TableBordersMenu
SortDialog
SortAscendingExcel
SortDescendingExcel
SortCustomExcel
EditListItems
PublishToPdfOrEdoc
FileSaveAsCurrentFileFormat
FileSaveAsAccess2007
FileSaveAsAccess2002_2003
FileSaveAsAccess2000
AcceptAndAdvance
RejectAndAdvance
FileCreateDocumentWorkspace
FileSaveToDocumentManagementServer
FileDocumentManagementInformation
ScreenNavigatorBack

<b>imageMso</b>
ScreenNavigatorForward
FilePrepareMenu
FileMarkAsFinal
FileAddDigitalSignature
ForwardAsBusinessCard
ChooseInfoPathForm
RecordsTotals
StylesPaneNewStyle
ChangeCaseGallery
ReviewDeleteCommentsMenuPowerPoint
GroupMerge
AlignJustifyMenu
TextBoxInsertMenu
TextBoxInsertHorizontal
ControlProperties
ViewCode
GroupHeaderFooterLayout
GroupHeaderFooterInsert
GroupHeaderFooterNavigation
GroupHeaderFooterPosition
BlankPageInsert
HandoutOrientation
SlidesPerPageGallery
GroupPlaceholdersHandoutMaster
GroupMasterEditTheme
GroupMasterClose
GroupMasterEdit
GroupMasterLayout
GroupColorModeSetting
ShadowStyleGalleryClassic

<b>imageMso</b>
GroupInkSelect
WordArtSpacingMenu
TextAlignMenu
DiagramChangeToMenuClassic
NumberFormatGallery
PictureBrightnessGallery
PictureContrastGallery
PicturePositionGallery
GroupPictureReset
GroupPictureCompress
GroupMailMergeStart
OleObjectInsertMenu
ViewsLayoutView
ForwardAsAttachment
InkInsertSpace
ShadingColorPicker
ShadingColorsMoreColorsDialog
SmartArtAddShapeAfter
SmartArtAddShapeBefore
SmartArtAddShapeAbove
SmartArtAddShapeBelow
SmartArtAddAssistant
ChartSwitchRowColumn
ChartShowData
ChartRefresh
ChartChangeType
GroupChartData
GroupChartLocation
GroupChartType
GroupTableSize

<b>imageMso</b>
TableCellMarginsGallery
SlideMasterVerticalContentPlaceholderInsert
_3DRotationOptionsDialog
_3DBevelOptionsDialog
SlideBackgroundStylesGallery
TextDirectionGallery
GroupTableStyleOptionsPowerPoint
TableStyleBandedRowsPowerPoint
TableStyleBandedColumnsPowerPoint
SelectionPane
SmartArtOrganizationChartLeftHanging
SmartArtOrganizationChartRightHanging
SmartArtOrganizationChartBoth
SmartArtOrganizationChartStandard
SmartArtRightToLeft
TableCellCustomMarginsDialog
ForwardContact
PositionAnchoringGallery
GroupMoveData
FilterAdvancedMenu
OmsSend
OmsFileSend
OmsSave
GroupOmsSend
GroupOmsInsert
GroupOmsView
GroupOmsMessageOptions
OmsViewAccountSetting
OmsInsertSymbolGallery
OmsEmoticonStringInsertGallery

<b>imageMso</b>
OmsEmoticonInsertGallery
OmsPreviewPane
OmsChangeZoom
OmsAccountSetup
OmsOptions
OmsSlideInsert
OmsChangeSlideLayoutGallery
OmsDelete
OmsInsertPicture
OmsInsertAudio
OmsCustomizeLayout
OmsAudioFromFile
OmsImageFromFile
OmsImageFromClip
OmsScanImage
OmsNewTextMessage
OmsNewMultimediaMessage
OmsNewTextMessageToContact
OmsNewMultimediaMessageToContact
OmsForwardAsTextMessage
OmsForwardAsMultimediaMessage
OmsMaximumMessages
OmsGroupCreateSlides
ListLevelGallery
MultilevelListGallery
BuildingBlockProperties
ApplyStylesPane
NameManager
NameDefine
OpenAttachedCalendar

<b>imageMso</b>
RssShareThisFeed
OpenInBrowserOutlook
InsertAlignmentTab
SharingOpenMailFolder
SharingOpenContactFolder
SharingOpenTaskFolder
SharingOpenNotesFolder
SharingOpenJournalFolder
SharingOpenDocumentFolder
ReplyWithInstantMessage
DefaultView
HideDetails
GridlinesWidthGallery
GridlinesColorPicker
GridlinesStyleGallery
SmartArtOrganizationChartMenu
SmartArtChangeLayout
ReadingViewToolsMenu
ReadingViewNextPage
ReadingViewPreviousPage
ReadingViewShowOnePage
ReadingViewShowTwoPages
ReadingViewViewOptionsMenu
EditWorkflowTask
SymbolsDialog
ReviewReviewingPaneHorizontal
ReviewReviewingPaneVertical
_3DEffectsGalleryClassic
_3DDirectionGalleryClassic
_3DLightingGalleryClassic



<b>imageMso</b>
GroupShadowEffects
Group3DEffects
WordArtStylesGalleryClassic
WordArtInsertGalleryClassic
TableInsertGallery
ShapeStylesGalleryClassic
WordArtChangeShapeGallery
ShadowColorPickerClassic
_3DEffectColorPickerClassic
ShapeFillGradientGalleryClassic
AsianLayoutMenu
JapaneseGreetingsInsertMenu
AlignJustifyWithMixedLanguages
AlignJustifyLow
AlignJustifyMedium
AlignJustifyHigh
AlignJustifyThai
ExcelSpreadsheetInsert
ParagraphIndentLeft
ParagraphIndentRight
ParagraphSpacingBefore
ParagraphSpacingAfter
HeaderFooterPositionHeaderFromTop
HeaderFooterPositionFooterFromBottom
ControlsGallery
ShapeHeight
ShapeWidth
TransitionTimeAutomaticallyAfter
SoundMaximumFileSize
CDAudioStartTrack

<b>imageMso</b>
CDAudioStopTrack
CDAudioStartTime
CDAudioStopTime
SlideOrientationGallery
TextHighlightColorPicker
PageColorPicker
GoToHeader
GoToFooter
UnderlineGallery
UnderlineColorPicker
TextDirectionGalleryWord
GroupAddInsMenuCommands
GroupAddInsToolbarCommands
ViewFreezePanelsGallery
GroupInk
GroupInkPens
GroupInkClose
InkBallpointPen
InkFeltTipPen
InkHighlighter
PhoneticGuideMenu
PageScaleToFitScale
GroupBorder
PictureRecolorGalleryWord
_3DSurfaceMaterialGalleryClassic
_3DExtrusionDepthGalleryClassic
GroupHeaderFooter
GroupPageLayoutSetup
GroupPageBackground
FunctionsCubeInsertGallery

<b>imageMso</b>
FunctionsEngineeringInsertGallery
ThemeSaveCurrentPowerPoint
ThemeSaveCurrent
TextAlignGallery
ThemesGallery
CharacterSpacingGallery
ChartFormatDataSeries
ChartFormatDataLabels
ChartResetToMatchStyle
ChartSeriesTypeChange
Chart3DView
ChartFormatDataPoint
ChartFormatDataLabel
ChartFormatAxis
ChartFormatGridlines
ChartFormatDisplayUnit
ChartFormatLegendEntry
ChartFormatChartArea
ChartFormatLegend
ChartFormatErrorBars
ChartFormatUpBars
ChartFormatDownBars
ChartFormatHighLowLine
ChartFormatDropLines
ChartFormatTrendline
ChartFormatTrendlineLabel
ChartFormatSeriesLine
ChartFormatDataTable
ChartFormatAxisTitle
ChartFormatChartTitle

<b>imageMso</b>
ChartFormatFloor
ChartFormatSideWall
ChartFormatBackWall
ChartFormatWalls
ChartFormatPlotArea
ObjectSizeAndPositionDialog
ObjectSizeAndPropertiesDialog
ObjectSizeDialog
ShapeConvertToFreeform
AutoTextGallery
TextBoxInsertGallery
PageNumbersInHeaderInsertGallery
PageNumbersInFooterInsertGallery
PageNumbersInMarginsInsertGallery
SaveSelectionToAutoTextGallery
SaveSelectionToTextBoxGallery
BuildingBlocksCreateLayout
SaveSelectionToPageNumberTop
SaveSelectionToPageNumberBottom
SaveSelectionToPageNumberMargin
BuildingBlocksSaveCoverPage
BuildingBlocksSaveHeader
BuildingBlocksSaveFooter
BuildingBlocksSavePageNumTop
BuildingBlocksSavePageNumBottom
BuildingBlocksSavePageNum
HeaderFooterEditHeader
TableStyleBandedRowsWord
TableStyleBandedColumnsWord
MSWordApplyTableStyle

<b>imageMso</b>
TableStyleModify
TableStylesGalleryWord
ReviewViewChangesInTheSourceDocument
GroupThemesWord
OfficeDiagnostics
WindowsSwitch
LayoutOptionsDialog
DrawingObjectFormatDialog
FontAlternateFillBackColorPicker
GroupGroupingAndTotals
GroupFindAccess
GroupSchemaTools
GroupAdpDiagramShowHide
GroupAdpDiagramLayout
GroupAdpQueryTools
GroupAdpOutputOperations
GroupAdpQueryType
GroupAdpSqlStatementDesignTools
ConvertToSmartArt
ConvertToSmartArtMoreSmartArtGraphicsDialog
ReflectionGallery
PictureRecolorGallery
SmartArtPromote
SmartArtDemote
TableEffectsCellBevelGallery
GroupPivotChartShowOrHide
GroupPivotChartData
GroupPivotChartActiveField
PivotChartRefresh
PivotChartFilterShow

<b>imageMso</b>
TableBackgroundGallery
_3DPerspectiveIncrease
_3DPerspectiveDecrease
ChartSecondaryHorizontalAxisTitle
ChartSecondaryVerticalAxisTitle
ChartSecondaryHorizontalGridlines
ChartSecondaryVerticalGridlines
ChartSecondaryHorizontalAxis
ChartSecondaryVerticalAxis
ReadingModeToPrintView
GroupAddInsCustomToolbars
MoviePlayAutomatically
ReviewDeleteCommentsMenu
ConditionalFormattingMenu
GroupPersonalInfo
GroupMessageOptions
GroupAttach
GroupNames
GroupRespond
GroupMembers
GroupContactOptions
GroupJunkEmail
ForwardMenu
JunkEmailSafeListsMenu
UseVotingButtonsMenu
RecentlyUsedFolder
ArrangeWindowsDialog
GroupForm
MakeSameSizeMenu
CategorizeMenu

<b>imageMso</b>
ReplyAllWithInstantMessage
ObjectBringToFrontMenu
ObjectSendToBackMenu
ObjectsGroupMenu
SignatureLineInsertMenu
FileSaveAsWord97_2003
ViewDisplayInColor
HyperlinkFlyoutAnchor
FileSaveAsPowerPoint97_2003
SelectionPaneHidden
PivotFieldList
FilePackageAndSign
TotalsMenu
EnglishWritingAssistant
TableOfContentsGallery
SaveSelectionToTableOfContentsGallery
BuildingBlocksCreateTableOfFigures
BuildingBlocksCreateTableOfAuthorities
BuildingBlocksCreateIndex
BuildingBlocksSaveTableOfContents
BuildingBlocksSaveTableOfFigures
BuildingBlocksSaveTableOfAuthorities
BuildingBlocksSaveIndex
FileSaveAsExcel97_2003
TextBoxInsertExcel
TextBoxStyleGallery
TableColumnWidth
TableRowHeight
TextBoxPositionGallery
FilePermissionRestrictMenu

<b>imageMso</b>
GroupEnvelopeLabelCreate
ReviewInkCommentNew
InsertCellstMenu
PivotTableInsertMenu
OutlineGroupMenu
OutlineUngroupMenu
FormulaMoreFunctionsMenu
WordInsertTableOfContents2
ReadingViewTrackChanges
ReadingViewShowCommentsAndChangesMenu
ReadingViewChangeInkPenMenu
DocumentPanelTemplate
GroupModify
ObjectSizeDialogClassic
ViewGridlinesToggleExcel
TextBoxInsertVerticalWord
BevelShapeGallery
_3DBevelPictureTopGallery
_3DMaterialMixed
_3DMaterialPlastic
_3DMaterialMetal
BibliographyAddNewPlaceholder
TableStyleClearTable
GroupTable
GroupTableCellSize
TableEffectsMenu
EditLinks
PositionAbsoluteMarks
QuerySplitMenu
FileSaveAsMenuAccess



<b>imageMso</b>
FileServerMenu
GlowColorPicker
RecolorColorPicker
GlowColorMoreColorsDialog
PictureRecolorMoreColorsDialog
ShapesDuplicate
CloseDocument
WatermarkRemove
CoverPageRemove
HeaderFooterRemoveHeaderWord
HeaderFooterRemoveFooterWord
PageNumbersRemove
TableOfContentsRemove
SmartArtAddBullet
TableWidth
TableHeight
SlideMasterPicturePlaceholderInsert
SlideMasterInsertPlaceholderMenu
RemoveCitation
EditCitation
TableBorderColorMoreColorsDialog
TableFillColorMoreColorsDialog
PictureChange
GroupWordArtStyles
TextFillColorPicker
TextOutlineColorPicker
TextOutlineColorMoreColorsDialog
TextEffectsMenu
TextStylesGallery
WordArtClear

<b>imageMso</b>
TextPictureFill
TextFillGradientGallery
TextFillMoreGradientsDialog
TextFillTextureGallery
TextOutlineDashesGallery
TextOutlineMoreLinesDialog
TextOutlineWeightGallery
TextEffectShadowGallery
TextEffectsMoreShadowsDialog
TextEffectsBevelMore3DOptionsDialog
TextEffects3DRotationGallery
TextEffects3DRotationOptionsDialog
TextEffectGlowGallery
TextGlowColorPicker
TextGlowColorMoreColorsDialog
TextReflectionGallery
ShapeEffectsMenu
NewTableStyle2
NewPivotTableStyle2
ShapeConnectorStyleMenu
PivotTableSubtotalsDoNotShow
PivotTableSubtotalsOnBottom
PivotTableSubtotalsOnTop
PivotTableGrandTotalsOffForRowsAndColumns
PivotTableGrandTotalsOnForRowsAndColumns
PivotTableGrandTotalsOnForRowsOnly
PivotTableGrandTotalsOnForColumnsOnly
PivotTableBlankRowsInsert
PivotTableBlankRowsRemove
ShowMessagePage

<b>imageMso</b>
ShowCustomPage
ShowTrackingPage
ShowCustomPropertiesPage
ShowCustomActionsPage
ShowFormRegionPage
GroupShow
ShowAllFieldsPage
MessageToAttendeesMenu
ReminderGallery
ShowTimeAsGallery
ProposeNewTimeMenu
GroupAttendeesMeetingNotSent
GroupAppointmentOptions
ShowAppointmentPage
ShowSchedulingPage
ShowContactPage
ShowCertificatesPage
ShowActivitesPage
ShowDetailsPage
ShowMembersPage
ShowNotesPage
GroupCopy
InterconnectOpen
InterconnectNextSide
DefinedPrintStyle
ItemProperties
PermissionRestrictMenu
MoveItem
ShowSharePage
EditBusinessCard

<b>imageMso</b>
GroupInterconnect
ContactPictureMenu
ContactSendMenu
DistributionListSelectMembers
DistributionListAddNewMember
DistributionListRemoveMember
DistributionListUpdateMembers
ObjectsGroupOutlook
ObjectsUngroupOutlook
ObjectBringToFrontOutlook
ObjectSendToBackOutlook
ObjectBringForwardOutlook
ObjectSendBackwardOutlook
FormPublishMenu
GroupDesign
PageMenu
AppointmentBusy
AppointmentOutOfOffice
ShowTaskPage
ShowTaskDetailsPage
GroupManageTask
GroupTaskOptions
ShowJournalPage
StartTimer
PauseTimer
FormRegionMenu
ObjectsAlignMenuOutlook
GroupSend
IMMenu
UpgradeDocument

<b>imageMso</b>
GroupHeaderFooterClose
GroupChartCurrentSelection
GroupChartLabels
AlignTopExcel
AlignMiddleExcel
AlignBottomExcel
CustomActionsMenu
GroupActions
TableOfAuthoritiesUpdate
TableOfFiguresUpdate
PrintPreviewMultiplePagesMenu
ContentControlsGroup
FormsMenu
TablesMenu
ReportsMenu
BevelTextGallery
PictureCorrectionsDialog
PostcardWizard
BusinessFormWizard
GroupTextBoxStyles
GroupTableStylesWord
GroupWordArtStylesClassic
PageBorderAndShadingDialog
GroupTableStylesExcel
OutlineViewClose
ConditionalFormattingNewRule
SmartArtAddShapeSplitMenu
ContentControlRichText
ContentControlText
ContentControlPicture

<b>imageMso</b>
ContentControlComboBox
ContentControlDropDownList
ContentControlBuildingBlockGallery
ContentControlDate
AccountMenu
MoveToFolderFileMenu
RssDownloadContent
InsertRow
InsertColumn3
MasterNotesPageOrientation
ViewRulerExcel
ReadingNextPageRtl
ReadingPrevPageRtl
AutoSummaryToolsMenu
GroupInkFormat
InkColorPicker
GroupDiagramLayoutClassic
GroupDiagramStylesClassic
GroupOrganizationChartLayoutClassic
GroupOrganizationChartStyleClassic
TextBoxDrawMenu
TextBoxInsertWord
GroupOrganizationChartSelect
BorderColorPickerExcel
TextDirectionMoreOptionsDialog
TextAlignMoreOptionsDialog
ParagraphMoreColumnsDialog
ObjectBringToFrontMenuOutlook
ObjectSendToBaseMenuOutlook
Call

<b>imageMso</b>
BibliographyGallery
CustomHeaderGallery
CustomFooterGallery
CustomCoverPageGallery
CustomPageNumberGallery
CustomPageNumberTopGallery
CustomPageNumberBottomGallery
CustomPageMargins
CustomWatermarkGallery
CustomEquationsGallery
CustomTablesGallery
CustomQuickPartsGallery
CustomAutoTextGallery
CustomTextBoxGallery
CustomTableOfContentsGallery
CustomBibliographyGallery
CustomGallery1
CustomGallery2
CustomGallery3
CustomGallery4
CustomGallery5
SlideBackgroundReset
ShapeCloud
MailMergeReceipientsUseOutlookContacts
CDAudioPlayTrackAutomatically
FootnoteNext
ColorPickerCommentFill
GroupConvert
ReviewReviewingPaneMenu
GroupSizeClassic

<b>imageMso</b>
GroupPictureSizeClassic
GroupPictureToolsClassic
GalleryAllShapesAndCanvas
GroupShapesClassic
GroupSmartArtShapes
GroupShapeStylesClassic
GroupInsertText
Drawing1ColorPickerFill
ShapeOutlineColorPicker
Drawing1ColorPickerLineStyle
Drawing1ColorPickerLineStyle2
Drawing1GalleryTextures
InsertBuildingBlocksHeaderGallery
InsertBuildingBlocksFooterGallery
InsertBuildingBlocksCommonPartsGallery
InsertBuildingBlocksEquationsGallery
Drawing1GalleryBrightness
Drawing1GalleryContrast
GroupDiagramArrangeClassic
GroupTextBoxArrange
GroupColorModeClose
GroupPageSetupNotesMaster
GroupPageSetupHandoutMaster
GroupPlaceholdersNotesMaster
GroupInsertSlides
InsertPicturePowerPointFlyoutAnchor
TableSelectMenuPowerPoint
TableDeleteRowsAndColumnsMenu
GroupCDAudioSetup
AccountingFormatMenu



<b>imageMso</b>
GroupCommentShapes
GroupCommentPosition
TripaneViewMode
PrintOptionsMenu
FileMenuSendHeader
FileMenuServerTasksHeader
ScreenNavigatorBackMenu
ScreenNavigatorForwardMenu
OutlineCollapseMenu
OutlineExpandMenu
ContentControlsGroupMenu
ContentControlsUngroup
EditCitationButton
GroupChartProperties
ControlsGalleryClassic
PivotTableEditDataSource
FileExcelServicesOptions
ReviewShowSourceDocumentsMenu
BuildingBlocksSaveEquation
HeaderFooterEditFooter
WordContentControlEditPlaceholderToggle
TableExportMenu
TableExportTableToVisioPivotDiagram
EquationToggle
EquationInsertNew
EquationProfessional
EquationLinearFormat
EquationNormalText
EquationSymbolsInsertGallery
EquationIntegralGallery

<b>imageMso</b>
EquationFractionGallery
EquationRadicalGallery
EquationLargeOperatorGallery
EquationDelimiterGallery
EquationScriptGallery
EquationFunctionGallery
EquationAccentGallery
EquationLimitGallery
EquationOperatorGallery
EquationMatrixGallery
EquationOptions
GroupEquationTools
GroupEquationSymbols
GroupEquationStructures
EquationOptionsMenu
GroupBasicText
GroupInclude
GroupFields
GroupMessageFormat
GroupTracking
GroupMoreOptions
GroupCommunicate
GroupTimer
SaveSentItemsMenu
DelayDeliveryOutlook
DirectRepliesTo
SaveSentItemRecentlyUsedFolder
SaveSentItemOtherFolder
FindRelatedMenu
OtherActionsMenu

<b>imageMso</b>
EncodingMenu
Drawing1GalleryRotateObject
MailMergeMergeFieldInsertMenu
ReviewDeleteAllMarkupInPresentation
PasteMenu
GroupPictureStyles
PictureStylesGallery
GroupInsertChartsExcel
ChartTypeColumnInsertGallery
ChartTypeLineInsertGallery
ChartTypePieInsertGallery
ChartTypeBarInsertGallery
ChartTypeAreaInsertGallery
ChartTypeXYScatterInsertGallery
ChartTypeOtherInsertGallery
ChartTypeAllInsertDialog
PivotChartClearMenu
ReviewAcceptChangeAndMoveToNext
ReviewRejectChangeAndMoveToNext
PictureEffectsShadowGallery
PictureEffectsGlowGallery
PictureEffectsSoftEdgesGallery
PictureReflectionGallery
PictureReflectionGalleryItem
PictureRotationGallery
ReadingViewShowOriginalOrFinalDocument
InterconnectDeleteCard
InkToolsClose
GroupChineseTranslation
CloseMasterView

<b>imageMso</b>
SheetRowsInsert
SheetColumnsInsert
SheetRowsDelete
SheetColumnsDelete
JustifyVerticalFlyoutAnchor
JustifyLowVertical
JustifyMediumVertical
JustifyHighVertical
LineSpacingMenu
WordOpenParaAbove
WordCloseParaAbove
WordOpenParaBelow
WordCloseParaBelow
AdpNewTable
ViewsSwitchToDefaultView
GroupDocumentViews
GroupViewShowHide
GroupWindow
GroupWorkbookViews
ViewGridlines
ViewHeadings
GroupPresentationViews
GroupColorGrayscale
RefreshAllMenu
DataValidationMenu
GroupViews
GroupViewsShowHide
GroupViewZoom
GroupWindowAccess
FPTableAutoFormat

<b>imageMso</b>
FPTable
PageViewMenu
ShowTimeZones
ViewOnlineConnection
CLViewDialogHelpID
FileDocumentEncrypt
WordArtFormatDialog
MoreTextureOptions
TextFillColorMoreColorsDialog
ZoomFitToWindow
ZoomTwoPages
BorderTopNoToggle
BorderBottomNoToggle
BorderLeftNoToggle
BorderRightNoToggle
WindowSplitToggle
QuickPartsInsertFromOnline
JotShapeRectangle
JotShapeEllipse
JotShapeParallelogram
JotShapeDiamond
JotSendPdf
ProjectTaskDrivers
ProjectStatusReports
ProjectRecalcChangeHighlighting
ProjectAdvancedDesktopReporting
ProjectManageDeliverables
ProjectManageDependenciesOnDeliverables
JotLineColor
AddInsMenu

<b>imageMso</b>
GroupPrintPreviewPageSetup
GroupPrintPageBackground
ShowRuler
ViewDirectionMenu
JustifyThaiVertical
FileEmailAsPdfEmailAttachment
FileEmailAsXpsEmailAttachment
FontFillBackColorPicker
GroupArrangeOutlook
GroupTemplates
SelectMenuAccess
GoToMenuAccess
GroupQueryResults
GroupAdminister
GroupTableDesignShowHide
GroupPrintPreviewData
GroupPrintPreviewClosePreview
GroupFormatting
GroupQueryClose
GroupMacroClose
ObjectsGroupMenuOutlook
RegionLayoutMenu
ResponsesMenu
GroupOpen
SpellingMenu
GroupPrintPreviewZoom
PictureEffectsMenu
PictureShapeGallery
PictureBorderColorPickerClassic
GroupInsertShapes

<b>imageMso</b>
PhotoAlbumInsertMenu
GroupChartBackground
GroupChartAnalysis
ZoomToSelection
FileNewBlogPost
GroupBlogPublish
BlogPublishMenu
BlogPublish
BlogPublishDraft
BlogManageAccounts
GroupBlogProperties
BlogCategories
BlogCategoryInsert
BlogCategoriesRefresh
BlogOpenExisting
GroupBlogBasicText
GroupBlogInsertText
DeleteSlideContextual
AutoSigInsertPictureFromFile
AutoSigWebInsertHyperlink
GroupFind
ViewPreviousItemMenu
ViewNextItemMenu
ContactLinkMenu
NewTableStyleWord
CacheListData
AccessRefreshAllLists
AccessOfflineLists
AccessOnlineLists
GridlinesExcel

<b>imageMso</b>
UnmergeCells
MenuPublish
FileMenuPublishHeader
ChangeStylesMenu
GroupBlogInsertLinks
SharePointSiteRecycleBin
SubformMenu
LabelFontDialog
PrintDialogAccess
ForwardInForwardMenu
FileCompatibilityCheckerPowerPoint
SharingNone
AccessRecycleBin
FileCompatibilityCheckerWord
AccessRelinkLists
StopAnimation
ViewSideBySide
TableBackgroundPictureFill
GroupAttendeesMeetingSent
ImexRunImport
ImexRunExport
GroupTools
GroupFormattingControls
GroupControlAlignmentLayout
GroupDesignGridlines
GroupFormattingGridlines
GroupFieldsTools
GroupFontAccess
GroupDatasheetRelationships
GroupPositionLayout



<b>imageMso</b>
GroupControlPositionLayout
GroupControlSize
PrintPreviewZoomMenu
GroupMarginsAndPaddingControlLayout
RecordsDeleteColumn
ViewsAdpDiagramPrintPreview
UpgradePresentation
ChartShowDataContexttualMenu
ChartSourceDataContexttualMenu
FileSaveAsOtherFormats
FileSaveAsWordDocx
FileSaveAsWordDotx
FileSaveAsExcelXlsx
FileSaveAsExcelXlsxMacro
FileSaveAsExcelXlsb
FileSaveAsPowerPointPptx
FileSaveAsPowerPointPpsx
LockCell
PasteAsPictureMenu
GroupPivotActions
PivotTableSelectFlyout
ZoomCurrent100
Drawing1ColorPickerLineStyleWordArt
Drawing1ColorPickerFillWordArt
FontDialogPowerPoint
PowerPointParagraphDialog
PowerPointPageSetup
GroupDrawing2
ShapeQuickStylesHome
GalleryAllShapesAndTextboxes

<b>imageMso</b>
TableTextStylesGallery
GroupTextStylesTable
UpdateBibliography
ExportToAccess
BizBarPublishToSharePoint
BlogInsertCategories
NewMailMessageNumbered
NewAppointmentNumbered
NewMeetingRequestNumbered
NewContactNumbered
NewDistributionListNumbered
NewTaskNumbered
NewNoteNumbered
FileMenuSaveAsHeaderOutlook
FileMenuPrintHeaderOutlook
GroupRecover
SmartArtInsertBulletRTL
NewContactMenu
GroupTableLayout
ObjectsArrangeMenu
TextFillMoreTextures
FileMenuPrintHeaderAccess
ConvertDatabaseFormat
PivotShowOnlyTheTopMenu
PivotShowOnlyTheBottomMenu
GroupMacros
PlayMacro
MenuMacros
SharingOpenWssDocumentList
SharingOpenWssDiscussionList

<b>imageMso</b>
SharingOpenWssCalendar
SharingOpenWssContactList
SharingOpenWssTaskList
SharingOpenRssFeed
SharingOpenPublishedCalendar
SharingOpenWebCalendar
SharingOpenICalendar
SharingPreviewPublishedCalendar
SharingPreviewWssCalendar
SharingPreviewWssContactList
SharingPreviewWssTaskList
SharingPreviewWssDocumentList
SharingPreviewWssDiscussionList
SaveObjectAs
AdvertisePublishAs
UpgradeWorkbook
ReviewProtectDocumentMenu
ReviewProtectWorkbookMenu
GroupPermission
ReviewProtectPresentationMenu
BlogHomePage
GroupBlogProofing
GroupBlogStyles
EquationEdit
AlternativeText
ChartFormatLeaderLines
ThemeBrowseForThemes
FilePublishToSharePoint
FileCheckOutDiscard
GroupBlogSymbols

## 4 Appendix B: Product Behavior

The information in this specification is applicable to the following Microsoft products or supplemental software. References to product versions include released service packs:

- The 2007 Microsoft Office system
- Microsoft Office 2010 suites
- Microsoft Office 2013

Exceptions, if any, are noted below. If a service pack or Quick Fix Engineering (QFE) number appears with the product version, behavior changed in that service pack or QFE. The new behavior also applies to subsequent service packs of the product unless otherwise specified. If a product edition appears with the product version, behavior is different in that product edition.

Unless otherwise specified, any statement of optional behavior in this specification that is prescribed using the terms SHOULD or SHOULD NOT implies product behavior in accordance with the SHOULD or SHOULD NOT prescription. Unless otherwise specified, the term MAY implies that the product does not follow the prescription.

## 5 Change Tracking

No table of changes is available. The document is either new or has had no changes since its last release.

## 6 Index

### C

[Change tracking](#) 549  
Custom UI  
  [parts](#) 7

### E

[Elements](#) 9  
  [box \(box grouping container\)](#) 9  
  [button \(button inside of a split button\)](#) 33  
  [button \(button\)](#) 13  
  [button \(unsized button\)](#) 23  
  [buttonGroup \(button grouping container\)](#) 42  
  [checkBox \(check box\)](#) 45  
  [comboBox \(combo box\)](#) 55  
  [command \(repurposed command\)](#) 67  
  [commands \(list of repurposed commands\)](#) 69  
  [contextualTabs \(list of contextual tab sets\)](#) 69  
  [control \(control clone\)](#) 78  
  [control \(Quick Access Toolbar control clone\)](#) 88  
  [control \(unsized control clone\)](#) 70  
  [customUI \(custom UI document root\)](#) 97  
  [dialogBoxLauncher \(dialog box launcher\)](#) 98  
  [documentControls \(list of document-specific Quick Access Toolbar controls\)](#) 99  
  [dropDown \(drop-down control\)](#) 100  
  [dynamicMenu \(dynamic menu\)](#) 123  
  [dynamicMenu \(unsized dynamic menu\)](#) 113  
  [editBox \(edit box\)](#) 134  
  [gallery \(gallery\)](#) 143  
  [gallery \(unsized gallery\)](#) 161  
  [group \(group\)](#) 177  
  [item \(selection item\)](#) 184  
  [labelControl \(text label\)](#) 187  
  [menu \(dynamic menu root XML element\)](#) 227  
  [menu \(menu with title\)](#) 206  
  [menu \(menu\)](#) 216  
  [menu \(unsized menu\)](#) 196  
  [menuSeparator \(menu separator\)](#) 229  
  [officeMenu \(Office menu\)](#) 233  
  [qat \(Quick Access Toolbar\)](#) 234  
  [ribbon \(ribbon\)](#) 235  
  [separator \(separator\)](#) 236  
  [sharedControls \(list of shared Quick Access Toolbar controls\)](#) 239  
  [splitButton \(split button with title\)](#) 248  
  [splitButton \(split button\)](#) 257  
  [splitButton \(unsized split button\)](#) 240  
  [tab \(tab\)](#) 266  
  [tabs \(list of tabs\)](#) 271  
  [tabSet \(contextual tab set\)](#) 271  
  [toggleButton \(toggle button inside of a split button\)](#) 292  
  [toggleButton \(toggle button\)](#) 282  
  [toggleButton \(unsized toggle button\)](#) 273

### G

[Glossary](#) 6

### I

[Informative references](#) 6  
[Introduction](#) 6

### N

[Normative references](#) 6

### P

Parts  
  Quick Access Toolbar customizations part ([section 2.1 7](#), [section 2.1.1 7](#))  
  [ribbon extensibility part](#) 8  
[Product behavior](#) 548

### R

References  
  [informative](#) 6  
  [normative](#) 6

### S

[Simple types](#) 302  
  [ST\\_BoxStyle \(box style\)](#) 302  
  [ST\\_Delegate \(callback function name\)](#) 302  
  [ST\\_GalleryItemWidthHeight \(gallery item width or height\)](#) 305  
  [ST\\_GalleryRowColumnCount \(gallery row or column count\)](#) 306  
  [ST\\_ID \(control identifier\)](#) 306  
  [ST\\_ItemSize \(menu item size\)](#) 307  
  [ST\\_Keytip \(key tip\)](#) 308  
  [ST\\_LongString \(long string\)](#) 308  
  [ST\\_QID \(qualified control identifier\)](#) 309  
  [ST\\_Size \(control size\)](#) 311  
  [ST\\_String \(short string\)](#) 311  
  [ST\\_StringLength \(string length\)](#) 313  
  [ST\\_UniqueID \(custom control identifier\)](#) 313  
  [ST Uri \(image relationship identifier\)](#) 314

### T

[Tracking changes](#) 549